



**NHS England
Statistical Release
Maternal 12 week risk
assessment**

Quarter 4 2014/15

2nd July 2015

Crown Copyright © 2015



Statistical release
Maternal 12 week risk assessment
Quarter 4, 2014/15
2nd July 2015
Crown Copyright © 2015

Contents

Context

Summary of results

Table 1 : 12 week risk assessment - England Trend

Table 2 : 12 week risk assessments Trust based - 2013/14

Table 3: 12 week risk assessments Trust based - 2014/15

Fig 1 : No. women seen by 12 weeks and 6 days of pregnancy as % No. maternities by NHS Trusts 2014/15 Q2

Fig 2 : No. women seen after 12 weeks and 6 days of pregnancy as a % No. maternities by NHS Trusts 2014/15 Q2

Table 4 : 12 week risk assessments - CCG based - 2013/14

Table 5: 12 week risk assessments - CCG based - 2014/15

Fig 3 : No. women seen by 12 weeks and 6 days of pregnancy as % No. maternities by CCGs 2014/15 Q2

Fig 4 : No. women seen after 12 weeks and 6 days of pregnancy as % No. maternities by CCGs 2014/15 Q2

Data Quality

12 week risk assessment data collection definition and validation criteria

Contact for further enquiries

12 week risk assessment context



All women should be encouraged to access maternity services for a full health and social care assessment of needs, risks and choices by 12 completed weeks of their pregnancy to give them the full benefit of personalised maternity care and improve outcomes and experience for mother and baby.

Reducing the percentage of women who access maternity services later in pregnancy through targeted outreach work for vulnerable and socially excluded groups will help to reduce the health inequalities these groups face whilst also guaranteeing choice to all pregnant women.

12 week risk assessment summary of results



The Q1 2013/14 onward collection of 12 week risk assessment, breastfeeding initiation and 6-8 week breastfeeding data was collected directly from maternity service providers and child health information system providers.

139, 138, 136 and 135 maternity providers were identified for 12 week and breastfeeding initiation submissions during Q1, Q2, Q3 and Q4 2014/15, respectively*. During Q1 2014/15 providers who had not submitted during 2013/14 were given a final opportunity to do so as a result we have received data returns covering 133 of the 138 providers Q1 - Q3, an uptake rate of 96%, for Q4 2013/14 136 providers' submitted data, an uptake rate of 99%.

As of the 01/06/2014 some of the Maternity services transferred from RN3 Great Western Hospitals NHS Foundation Trust to RD1 Royal United Hospitals Bath NHS Foundation Trust as a result 139 provider trusts submitted data for Q1 2014/15. The level of maternity provider submissions at Q1 2014/15 was 100%.

As of the 01/07/2014 RVL Barnet & Chase Farm Hospitals NHS Trust became a part of RAL Royal Free NHS Foundation Trust as a result 138 provider trusts submitted data for Q2 2014/15. The level of maternity provider submissions at Q2 2014/15 was 100%.

As of the 01/10/2014 RV8 North West London Hospitals NHS Trust and RC3 Ealing Hospitals NHS Trust merged to become R1K London North West Healthcare NHS Trust. Also, as of the 01/10/2014 RD7 Heatherwood & Wexham Park Hospitals NHS Foundation Trust merged into RDU Frimley Health NHS Foundation Trust. RGT Cambridge University Hospitals NHS Foundation Trust was unable to submit data due to recently transitioning to a new clinical system. As a result 136 maternity providers should have submitted data for Q3 2014/15, with 135 maternity providers submitting data. The level of maternity provider submissions at Q3 2014/15 was 99%.

As 01/11/2014 RJD Mid Staffordshire NHS Foundation Trust was dissolved into RJE University Hospital of North Staffordshire NHS Trust. RGT Cambridge University Hospitals NHS Foundation Trust was unable to submit data due to recently transitioning to a new clinical system. RA9 South Devon Healthcare NHS Foundation Trust did not submit their data. As a result 135 maternity providers should have submitted data for Q4 2014/15, with 133 maternity providers submitting data. The level of maternity provider submissions at Q4 2014/15 was 99%.

As data submissions are now above the validation limits we have sufficient data coverage to publish an England figure for the Q1 - Q4 2013/14 & Q1 - Q4 2014/15.

12 week risk assessment

In England the Q2 2014/15 percentage seen before 12 weeks and 6 days was 102.8%** for Q2 2014/15 percentage seen before 12 weeks and 6 days was 95.3%. In 2012/13 Q2 the percentage seen before 12 weeks and 6 days was 96.7%, compared with 2011/12 (94.7%) and 2010/11 (92.6%) (Table 1).

In England amongst the 188 CCGs that passed validation in Q2 2014/15, the percentage seen before 12 week and 6 days ranged from 0.8% in NHS Corby CCG to 183.8%** in NHS North Tyneside CCG and the percentage of maternities that were seen after 12 weeks and 6 days ranged from 0.4% in NHS Corby to 64.8% in NHS Waltham Forest CCG (Table 5).

In England amongst the 131 Trusts that passed validation*** in Q2 2014/15, the percentage seen before 12 weeks and 6 days ranged from 23.4% George Eliot Hospital NHS Trust to 493.2%** Weston Area Health NHS Trust**** and the percentage of maternities that were seen after 12 weeks and 6 days ranged from 1.7% in Ipswich Hospital NHS Trust to 125.6%** George Eliot Hospital NHS Trust (Table 3).

* Owing to some trusts merging or transferring their services or being dissolved, the number of maternity providers has changed from quarter to quarter.

** For 12 week risk assessment some recorded figures are greater than 100% of maternities. The reason for greater than 100% recording can be traced to two possible causes.

Firstly that the indicator definition compares bookings for mothers having assessments at a trust to the number of maternities at the point of delivery at that trust 2 quarters later. However the maternity at the point of delivery figure may be lower than the number of mothers having assessments due to mothers suffering miscarriage, women choosing to undergo a termination or women transferring to another hospital.

Secondly that women who live in urban areas where there are multiple hospitals could choose to deliver at, often choose to undergo assessments at more than one hospital to enable them to compare maternity service provision. As a result women may be double counted, leading to a higher ratio of assessments to deliveries.

*** Note that the maternities validation flag for RN3 Great Western Hospitals NHS Foundation Trust, RD1 Royal United Hospitals Bath NHS Foundation Trust, RAL Royal Free London NHS Foundation Trust, R1K London North West Healthcare NHS Trust and RDU Frimley Health NHS Foundation Trust were removed owing to the merging or transferring of maternity services therefore there was no valid historic comparison data to validate against.

**** Note that RA3 Weston Area Health NHS Trust (WAHT) operates a shared care service where local women receive antenatal care from WAHT midwives but most deliver at units in Bristol. This means that the number of women assessed by WAHT will always exceed the number delivering. Due to the relatively small numbers of maternities / deliveries, 1 patient can represent 1.5% to 2% of WAHT quarterly total.

Please see Data Quality notes for trust specific explanations.

Table 1 : 12 week risk assessment - England Trend

Source: NHS England : Breastfeeding & 12 week maternal assessment

Crown Copyright © 2015



Period	No of maternities No.	Period	No. women who have seen a midwife or a maternity healthcare professional, for health and social care assessment of needs, risks & choices by 12 weeks & 6 days of pregnancy		Number of women seen after 12 weeks and 6 days of pregnancy		95% confidence interval
			No.	% of maternities	No.	% of maternities	
2010/11 Q1	160,679	2009/10 Q3	140,417	87.4%	30,470	19.0%	18.8% - 19.2%
2010/11 Q2	168,871	2009/10 Q4	146,945	87.0%	36,695	21.7%	21.5% - 21.9%
2010/11 Q3	169,895	2010/11 Q1	144,953	85.3%	29,312	17.3%	17.1% - 17.4%
2010/11 Q4	159,937	2010/11 Q2	148,036	92.6%	29,361	18.4%	18.2% - 18.5%
2011/12 Q1	163,344	2010/11 Q3	152,316	93.2%	26,283	16.1%	15.9% - 16.3%
2011/12 Q2	169,611	2010/11 Q4	156,551	92.3%	28,636	16.9%	16.7% - 17.1%
2011/12 Q3	167,602	2011/12 Q1	153,304	91.5%	25,990	15.5%	15.3% - 15.7%
2011/12 Q4	164,338	2011/12 Q2	155,667	94.7%	26,082	15.9%	15.7% - 16.0%
2012/13 Q1	164,856	2011/12 Q3	153,646	93.2%	23,620	14.3%	14.2% - 14.5%
2012/13 Q2	170,332	2011/12 Q4	162,062	95.1%	25,264	14.8%	14.7% - 15.0%
2012/13 Q3	166,507	2012/13 Q1	152,772	91.8%	22,910	13.8%	13.6% - 13.9%
2012/13 Q4	155,930	2012/13 Q2	150,721	96.7%	23,754	15.2%	15.1% - 15.4%
2013/14 Q1	149,091	2012/13 Q3	154,533	103.7%	22,551	15.1%	14.9% - 15.3%
2013/14 Q2	158,213	2012/13 Q4	159,607	100.9%	25,601	16.2%	16.0% - 16.4%
2013/14 Q3	153,514	2013/14 Q1	145,320	94.7%	30,426	19.8%	19.6% - 20.0%
2013/14 Q4	153,528	2013/14 Q2	146,259	95.3%	29,899	19.5%	19.3% - 19.7%
2014/15 Q1	158,329	2013/14 Q3	144,908	91.5%	29,582	18.7%	18.5% - 18.9%
2014/15 Q2	165,983	2013/14 Q4	154,752	93.2%	34,111	20.6%	20.4% - 20.7%
2014/15 Q3	158,087	2014/15 Q1	151,283	95.7%	30,971	19.6%	19.4% - 19.8%
2014/15 Q4	151,979	2014/15 Q2	156,185	102.8%	31,290	20.6%	20.4% - 20.8%
2015/16 Q1		2014/15 Q3	153,682		31,821		
2015/16 Q2		2014/15 Q4	156,785		32,107		

Note

1. England actuals and percentages are calculated including the data from those PCTs or CCG's who have failed the validation criteria.
2. Number of women seen after 12 weeks and 6 days of pregnancy is defined as number of women seen any time during pregnancy MINUS Number of women seen by 12 weeks and 6 days of pregnancy
3. Red cells mean that no. of maternities does not meet validation criteria (see definitions sheet for details).

Table 3 : 12 week risk assessments Trust based - 2014/15

Source: NHS England : Breastfeeding & 12 week maternal assessment
 Crown Copyright © 2015

Code	Name	2014/15 Q3						2014/15 Q4						
		No. of women who have seen a midwife or a maternity healthcare professional, for health and social care assessment of needs, risks and choices at any time during pregnancy		Number of women seen by 12 weeks and 6 days of pregnancy		95% confidence interval	Number of women seen after 12 weeks and 6 days of pregnancy		95% confidence interval	No. of women who have seen a midwife or a maternity healthcare professional, for health and social care assessment of needs, risks and choices at any time during pregnancy		Number of women seen by 12 weeks and 6 days of pregnancy		95% confidence interval
		No.	% of maternities	No.	% of maternities		No.	% of maternities		No.	% of maternities	No.	% of maternities	
RCF	Airedale NHS Foundation Trust	720		673			47			739		667		72
RTK	Ashford and St Peter's Hospitals NHS Foundation Trust	1060		904			156			751		615		136
RF4	Barking, Havering and Redbridge University Hospitals NHS Trust	2384		1829			555			2558		1807		751
RVL	Barnet and Chase Farm Hospitals NHS Trust*													
RFF	Barnsley Hospital NHS Foundation Trust	882		814			68			829		766		63
R1H	Barts Health NHS Trust	5009		3423			1576			5185		3450		1735
RDD	Basildon and Thurrock University Hospitals NHS Foundation Trust	1225		990			235			1385		1157		228
RC1	Bedford Hospital NHS Trust	746		684			62			785		742		43
RLU	Birmingham Women's NHS Foundation Trust	2186		2012			174			2277		2066		211
RXL	Blackpool Teaching Hospitals NHS Foundation Trust	815		720			95			850		752		98
RMC	Bolton NHS Foundation Trust	1439		1260			179			1569		1347		222
RAE	Bradford Teaching Hospitals NHS Foundation Trust	1606		1366			240			1485		1232		253
RXH	Brighton and Sussex University Hospitals NHS Trust	1408		1326			82			1471		1376		95
RXQ	Buckinghamshire Healthcare NHS Trust	1512		1343			169			1452		1332		120
RJF	Burton Hospitals NHS Foundation Trust*	868		810			58			893		822		71
RWY	Calderdale and Huddersfield NHS Foundation Trust	1547		1436			111			1656		1511		145
RGT	Cambridge University Hospitals NHS Foundation Trust*													
RW3	Central Manchester University Hospitals NHS Foundation Trust	2460		1845			615			2489		1804		685
RQM	Chelsea and Westminster Hospital NHS Foundation Trust	1426		975			451			1379		920		459
RFS	Chesterfield Royal Hospital NHS Foundation Trust*	914		878			36			933		899		34
RLN	City Hospitals Sunderland NHS Foundation Trust*	801		714			87			824		702		122
RDE	Colchester Hospital University NHS Foundation Trust	1033		957			76			1041		950		91
RJR	Countess Of Chester Hospital NHS Foundation Trust	643		593			50			676		619		57
RXP	County Durham and Darlington NHS Foundation Trust	1515		1343			172			1612		1438		174
RJ6	Croydon Health Services NHS Trust	1219		901			318			1361		920		441
RN7	Dartford and Gravesham NHS Trust*	1682		1008			674			1894		998		896
RTG	Derby Teaching Hospitals NHS Foundation Trust*	1890		1766			124			3685		3443		242
RP5	Doncaster and Bassettlaw Hospitals NHS Foundation Trust	1306		1103			203			1533		1249		284
RBD	Dorset County Hospital NHS Foundation Trust	560		494			66			559		487		72
RC3	Ealing Hospital NHS Trust*													
RWH	East and North Hertsfordshire NHS Trust	1560		1293			267			1539		1246		293
RJN	East Cheshire NHS Trust	492		464			28			533		495		38
RVV	East Kent Hospitals University NHS Foundation Trust	1841		1417			424			1669		1346		323
RXR	East Lancashire Hospitals NHS Trust	1697		1397			300			1868		1621		247
RXC	East Sussex Healthcare NHS Trust	617		415			202			667		565		102
RVR	Epsom and St Helier University Hospitals NHS Trust*	1397		1195			202			1482		1228		254
RDU	Frimley Health NHS Foundation Trust*	2669		2557			112			2703		2580		123
RR7	Gateshead Health NHS Foundation Trust	441		408			33			480		423		57
RLT	George Eliot Hospital NHS Trust	725		167			558			594		24		570
RTE	Gloucestershire Hospitals NHS Foundation Trust*	1867		1683			184			1916		1702		214
RN3	Great Western Hospitals NHS Foundation Trust*	951		861			90			668		612		56
RJ1	Guy's and St Thomas' NHS Foundation Trust	1604		1329			275			1660		1375		285
RN5	Hampshire Hospitals NHS Foundation Trust*	1344		1262			82			1437		1373		64
RC0	Harrrogate and District NHS Foundation Trust	512		505			7			479		467		12
RR1	Heart Of England NHS Foundation Trust	2602		2218			384			2860		2424		436
RD7	Heatherwood and Wexham Park Hospitals NHS Foundation Trust*													
RQ0	Hinchingbrooke Health Care NHS Trust	667		629			38			696		662		34
RQX	Homerton University Hospital NHS Foundation Trust	1677		1050			627			1795		1192		603
RWA	Hull and East Yorkshire Hospitals NHS Trust	1560		1439			121			1601		1448		153
RYJ	Imperial College Healthcare NHS Trust*	2343		1745			598			2642		1883		759
RGQ	Ipswich Hospital NHS Trust	1058		1041			17			1185		1156		29
R1F	Isle Of Wight NHS Trust*	380		342			38			377		342		35
RGP	James Paget University Hospitals NHS Foundation Trust	578		537			41			609		551		58
RN0	Kettering General Hospital NHS Foundation Trust*	1055		953			102			1023		919		104
RJZ	King's College Hospital NHS Foundation Trust*	1601		1248			353			1613		1163		450
RAX	Kingston Hospital NHS Foundation Trust	1598		1500			98			1568		1501		67
RXN	Lancashire Teaching Hospitals NHS Foundation Trust	1223		1140			83			1288		1198		90
RR8	Leeds Teaching Hospitals NHS Trust	3018		2587			431			2943		2516		427
RJZ	Lewisham and Greenwich NHS Trust*	2468		1814			654			2556		1785		771
REP	Liverpool Women's NHS Foundation Trust	2391		2035			356			2694		2229		465
R1K	London North West Healthcare NHS Trust*	2199		1655			544			1709		1271		438
RC9	Luton and Dunstable University Hospital NHS Foundation Trust	1563		1277			286			1552		1235		317
RWF	Maldstone and Tunbridge Wells NHS Trust	1622		1367			255			1598		1337		261
RPA	Medway NHS Foundation Trust	1317		1126			191			1470		1218		252
RBT	Mid Cheshire Hospitals NHS Foundation Trust	818		705			113			815		693		122
RQ8	Mid Essex Hospital Services NHS Trust	1166		1020			146			1044		917		127
RJD	Mid Staffordshire NHS Foundation Trust*	274		263			11							
RXF	Mid Yorkshire Hospitals NHS Trust*	1834		1664			170			2044		1861		183
RD8	Milton Keynes Hospital NHS Foundation Trust	1086		929			157			1107		882		225
RM1	Norfolk and Norwich University Hospitals NHS Foundation Trust	1681		1568			113			1621		1621		0
RVJ	North Bristol NHS Trust	1751		1559			192			1962		1747		215

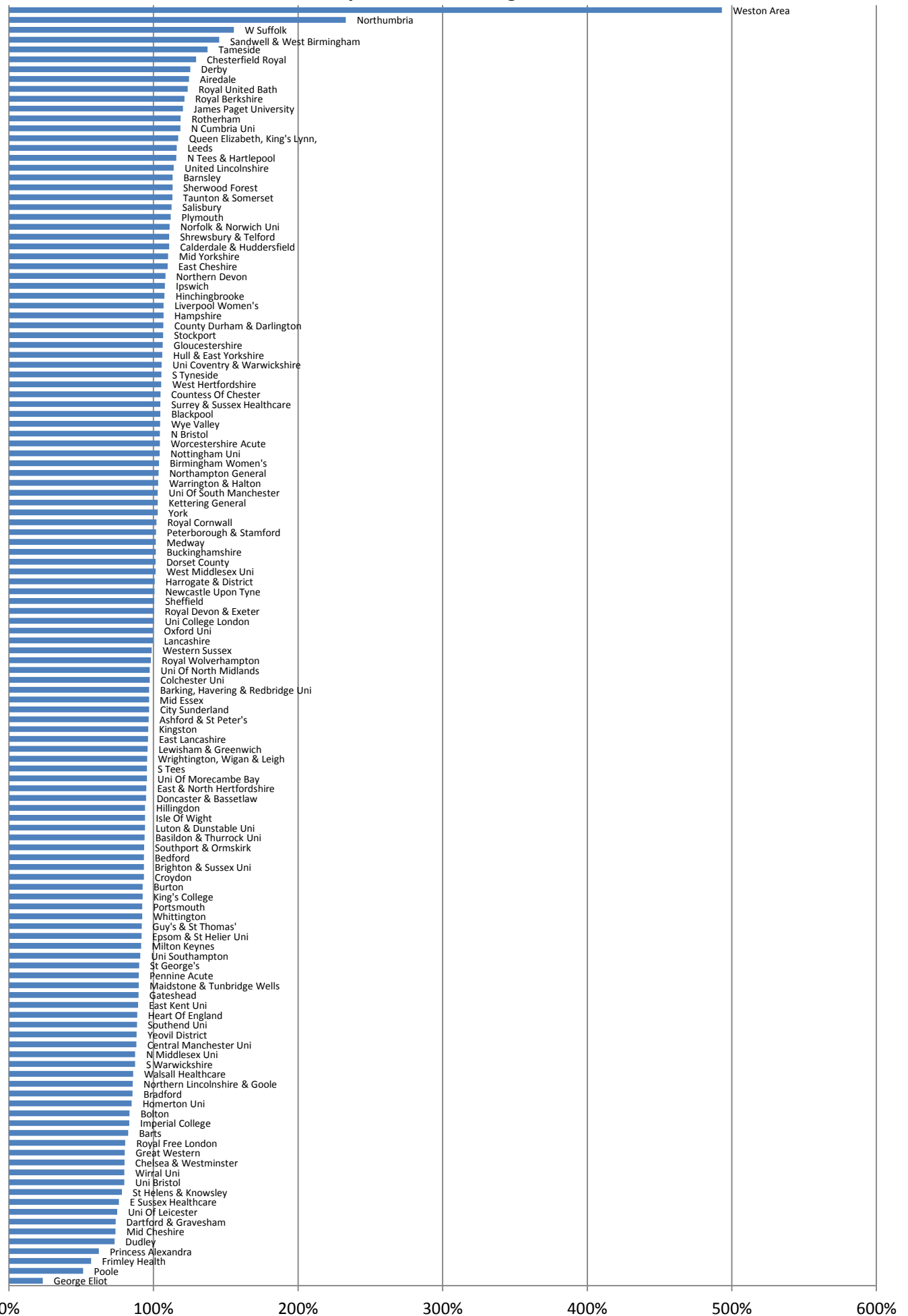
Table 3 : 12 week risk assessments Trust based - 2014/15

Source: NHS England : Breastfeeding & 12 week maternal assessment
 Crown Copyright © 2015

Code	Name	2014/15 Q3					2014/15 Q4						
		No. of women who have seen a midwife or a maternity healthcare professional, for health and social care assessment of needs, risks and choices at any time during pregnancy		95% confidence interval	Number of women seen by 12 weeks and 6 days of pregnancy		95% confidence interval	No. of women who have seen a midwife or a maternity healthcare professional, for health and social care assessment of needs, risks and choices at any time during pregnancy		95% confidence interval	Number of women seen after 12 weeks and 6 days of pregnancy		
		No.	% of maternities		No.	% of maternities		No.	% of maternities		No.	% of maternities	
RNL	Cumbria University Hospitals NHS Trust	845		791		54		927		867		60	
RAP	North Middlesex University Hospital NHS Trust	1559		1080		479		1566		1319		247	
RVW	North Tees and Hartlepool NHS Foundation Trust*	1030		843		187		1234		1023		211	
RV8	North West London Hospitals NHS Trust*												
RNS	Northampton General Hospital NHS Trust	1249		1174		75		1285		1171		114	
RBZ	Northern Devon Healthcare NHS Trust	421		378		43		433		388		45	
RJL	Northern Lincolnshire and Goole NHS Foundation Trust	1189		1009		180		1142		1027		115	
RTF	Northumbria Healthcare NHS Foundation Trust*	1477		1374		103		1521		1399		122	
RX1	Nottingham University Hospitals NHS Trust	2677		2170		507		2979		2346		633	
RTH	Oxford University Hospitals NHS Trust	2255		2037		218		2265		2005		260	
RW6	Pennine Acute Hospitals NHS Trust	2647		2133		514		2779		2229		550	
RGN	Peterborough and Stamford Hospitals NHS Foundation Trust	1480		1285		195		1512		1285		227	
RK9	Plymouth Hospitals NHS Trust*	1290		1200		90		1323		1230		93	
RD3	Poole Hospital NHS Foundation Trust	669		569		100		744		642		102	
RHU	Portsmouth Hospitals NHS Trust	1665		1266		399		1725		1352		373	
RHW	Royal Berkshire NHS Foundation Trust	1758		1631		127		1915		1769		146	
REF	Royal Cornwall Hospitals NHS Trust	1062		942		120		1003		890		113	
RHB	Royal Devon and Exeter NHS Foundation Trust	1213		1057		156		1247		1081		166	
RAL	Royal Free London NHS Foundation Trust*	2098		1657		441		2288		1716		572	
RA2	Royal Surrey County Hospital NHS Foundation Trust	856		797		59		866		777		89	
RD1	Royal United Hospitals Bath NHS Foundation Trust*	1508		1380		128		1507		1380		127	
RNZ	Salisbury NHS Foundation Trust	721		654		67		757		710		47	
RXK	Sandwell and West Birmingham Hospitals NHS Trust	2706		2122		584		2774		2142		632	
RHQ	Sheffield Teaching Hospitals NHS Foundation Trust	1803		1649		154		1900		1724		176	
RK5	Sherwood Forest Hospitals NHS Foundation Trust	1125		993		132		914		810		104	
RXW	Shrewsbury and Telford Hospital NHS Trust	1341		1210		131		1404		1259		145	
RA9	South Devon Healthcare NHS Foundation Trust	1880		335		1545							
RYQ	South London Healthcare NHS Trust												
RTR	South Tees Hospitals NHS Foundation Trust	1355		1205		150		1401		1228		173	
RE9	South Tyneside NHS Foundation Trust	398		323		75		398		324		74	
RJC	South Warwickshire NHS Foundation Trust	662		598		64		728		680		48	
RAJ	Southeast University Hospital NHS Foundation Trust	1041		968		73		1113		997		116	
RYV	Southport and Ormskirk Hospital NHS Trust	662		593		69		676		519		157	
RJ7	St George's University NHS Foundation Trust*	2618		1259		1359		2726		1204		1522	
RBN	St Helens and Knowsley Hospitals NHS Trust	799		697		102		851		526		325	
RWJ	Stockport NHS Foundation Trust	933		882		51		960		878		82	
RTP	Surrey and Sussex Healthcare NHS Trust	1348		1165		183		1272		1109		163	
RMP	Tameside Hospital NHS Foundation Trust	826		754		72		839		780		59	
RBA	Taunton and Somerset NHS Foundation Trust*	1041		902		139		1069		945		124	
RNA	The Dudley Group NHS Foundation Trust	1266		1126		140		1417		1269		148	
RAS	The Hillingdon Hospitals NHS Foundation Trust*	1218		990		228		1163		919		244	
RTD	The Newcastle Upon Tyne Hospitals NHS Foundation Trust*	2275		1810		465		2002		1625		377	
RQW	The Princess Alexandra Hospital NHS Trust	1103		4		1099		970		242		728	
RCX	The Queen Elizabeth Hospital, King's Lynn, NHS Foundation Trust	707		620		87		725		634		89	
RFR	The Rothenham NHS Foundation Trust*	828		739		89		865		777		88	
RDZ	The Royal Bournemouth and Christchurch Hospitals NHS Foundation Trust*	764		664		100		811		711		100	
RL4	The Royal Wolverhampton NHS Trust	1021		899		122		993		873		120	
RKE	The Whittington Hospital NHS Trust	1107		836		271		1178		853		325	
RWD	United Lincolnshire Hospitals NHS Trust*	1778		1473		305		1844		1483		361	
RRV	University College London Hospitals NHS Foundation Trust	1991		1570		421		2070		1586		484	
RJE	University Hospitals Of North Midlands NHS Trust*	2077		2004		73		1815		1733		82	
RM2	University Hospital Of South Manchester NHS Foundation Trust	1177		1140		37		1141		1077		64	
RHM	University Hospital Southampton NHS Foundation Trust	1717		1367		350		1661		1301		360	
RA7	University Hospitals Bristol NHS Foundation Trust	1055		936		119		1098		1013		85	
RKB	University Hospitals Coventry and Warwickshire NHS Trust	1816		1634		182		1791		1610		181	
RWE	University Hospitals Of Leicester NHS Trust*	2972		1778		1194		2954		1933		1021	
RTX	University Hospitals Of Morecambe Bay NHS Foundation Trust	863		735		128		844		751		93	
RBK	Walsall Healthcare NHS Trust	1480		1157		323		1437		1178		259	
RWV	Warrington and Halton Hospitals NHS Foundation Trust	746		730		16		748		733		15	
RWG	West Hertfordshire Hospitals NHS Trust	1666		1432		234		1658		1432		226	
RFW	West Middlesex University Hospital NHS Trust	1412		1108		304		1494		1162		332	
RGR	West Suffolk NHS Foundation Trust*	1001		964		37		1014		976		38	
RYR	Western Sussex Hospitals NHS Foundation Trust	1448		1325		123		1445		1306		139	
RA3	Weston Area Health NHS Trust*	396		342		54		376		325		51	
RBL	Wirral University Teaching Hospital NHS Foundation Trust	778		643		135		778		619		159	
RWP	Worcestershire Acute Hospitals NHS Trust*	1572		1393		179		1569		1342		227	
RRF	Wrightington, Wigan and Leigh NHS Foundation Trust	663		589		74		711		637		74	
RLQ	Wye Valley NHS Trust	489		455		34		492		436		56	
RA4	Yeovil District Hospital NHS Foundation Trust	428		358		70		470		417		53	
RCB	York Teaching Hospital NHS Foundation Trust	1379		1238		141		1379		1222		157	

Notes:
 1. Red cells mean that no. of maternities does not meet validation criteria (see definition sheet)
 2. Blank cells mean that data do not meet validation criteria (see definitions sheet for details)
 3. Number of women seen after 12 weeks and 6 days of pregnancy is defined as number of women seen after 12 weeks and 6 days of pregnancy
 4. Where % over 100 automated calculation of Confidence Intervals is not possible
 * See Data Quality note for explanation

Number of women seen by 12 weeks and 6 days of pregnancy as percentage of maternities by NHS Trusts in England 2014/15 Q2



Number of women seen after 12 weeks and 6 days of pregnancy as a percentage of the number of maternities by NHS Trusts in England 2014/15 Q2

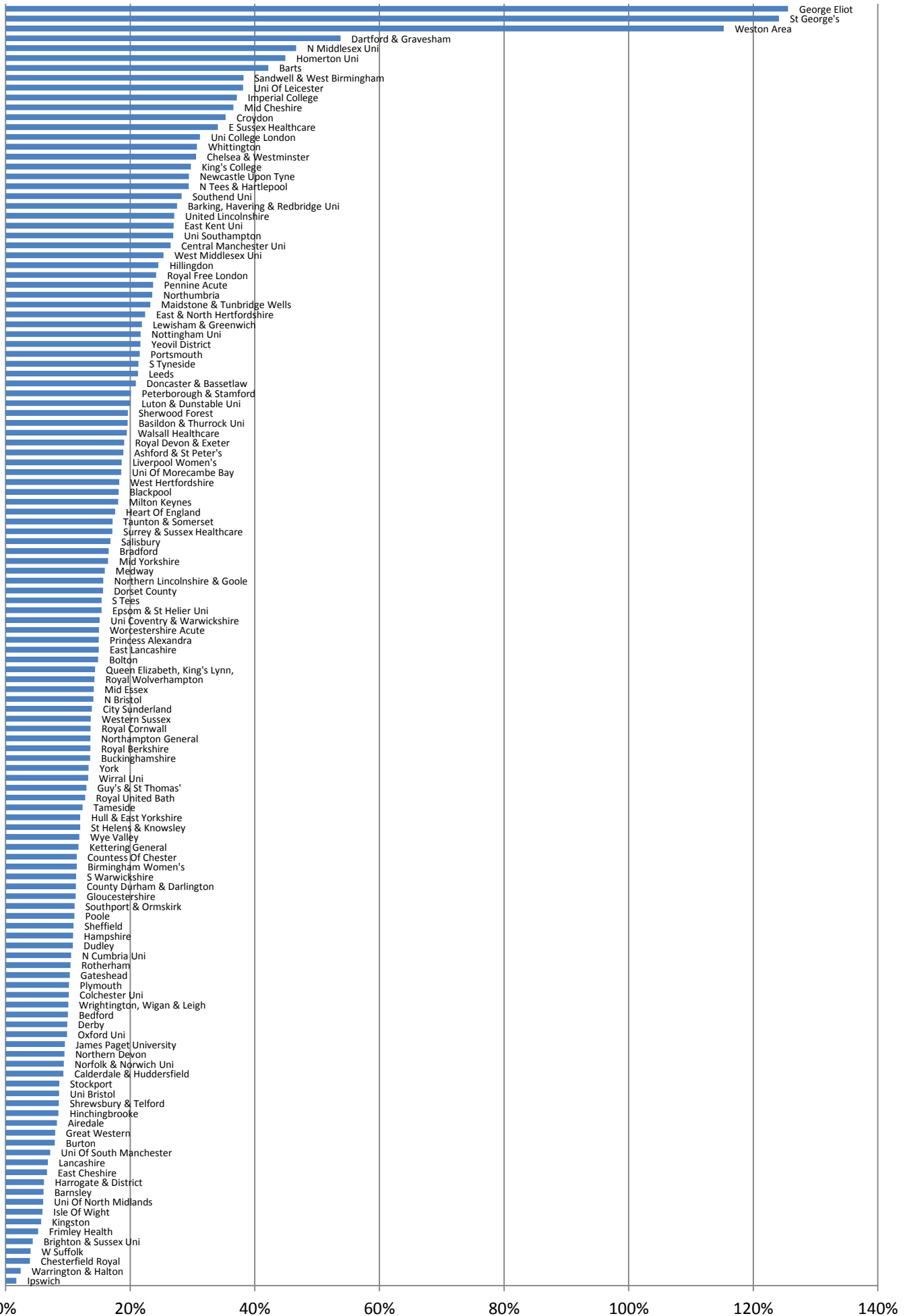


Table 4 : 12 week risk assessments - CCG based - 2013/14



Source: NHS England - Breastfeeding & 12 week maternal assessment Crown Copyright © 2015

Main data table with columns for CCG, Code, Area Team, No. of women seen, No. of maternities, 90% confidence interval, etc. It lists various CCGs like East of London, South London, etc., and their associated maternity data.

Note

- 1. Red cells mean that no. of maternities does not meet validation criteria (see definitions sheet for details).
2. Blank cells mean that data does not meet validation criteria (see definitions sheet for details).
3. Endnote actuals and percentages are calculated including data from those CCGs who have failed the validation.
4. Number of women seen after 12 weeks and 6 days of pregnancy is defined as number of women seen any time during pregnancy.
5. Where % over 100 is a calculation of Confidence Interval is not possible.
6. See Data Quality notes for explanation.

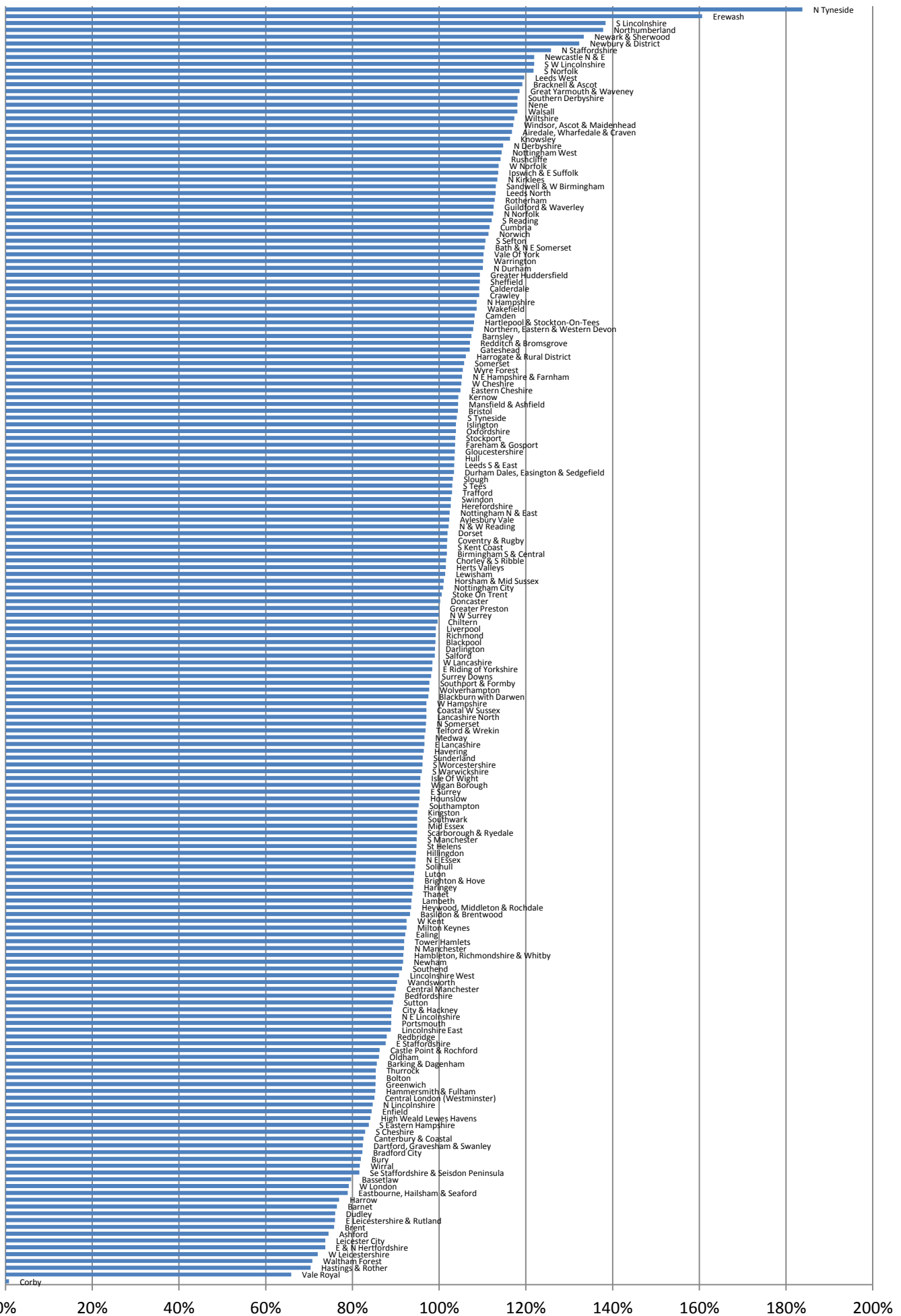
Table 5: 12 week risk assessments - CCG based - 2014/15



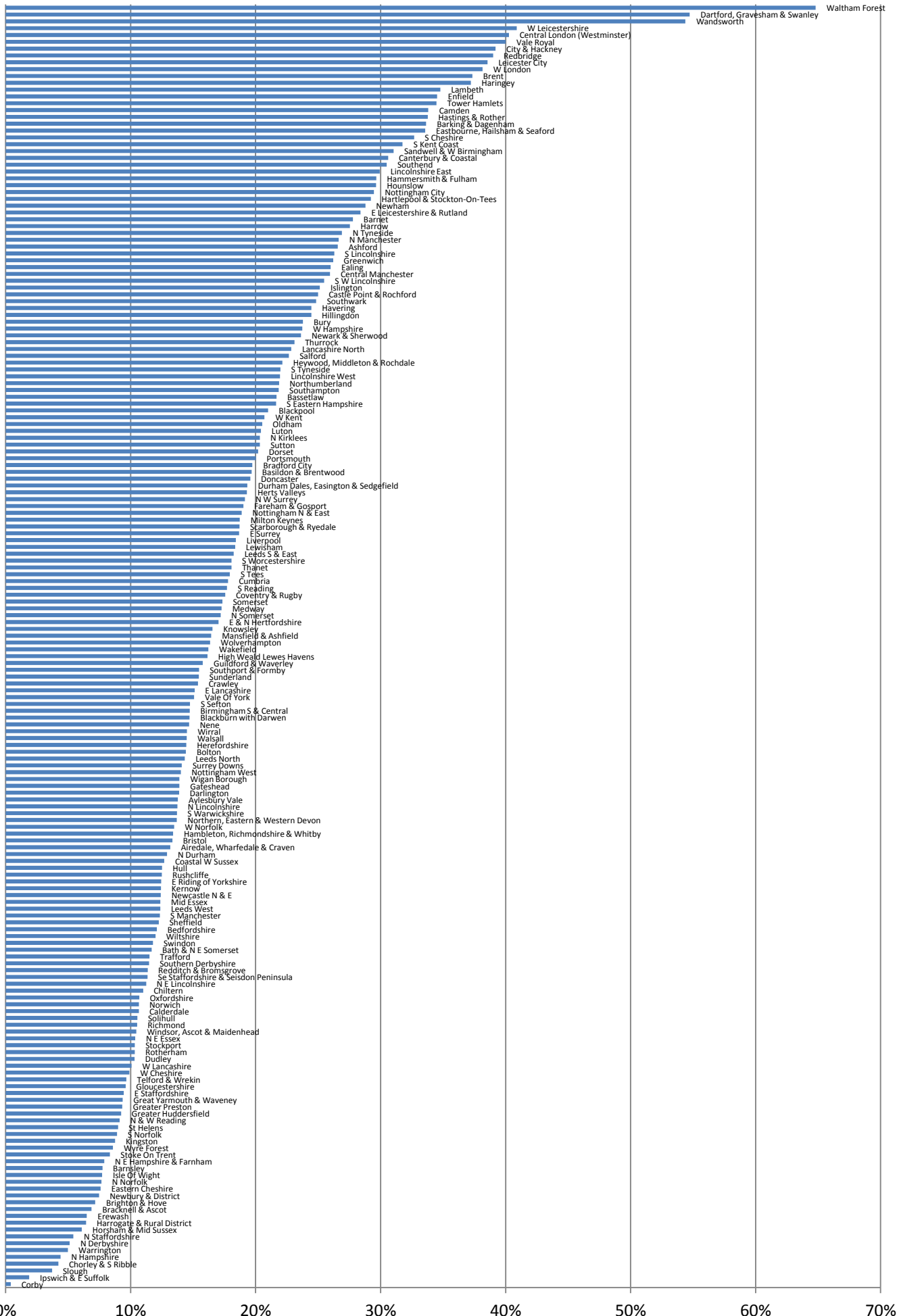
Source: NHS England | Breastfeeding & 12 week maternal assessment
 Crown Copyright © 2015

Code	Name	Code	Area/Team	2014/15 Q3				2014/15 Q4			
				No. of women who have seen a midwife or a maternity healthcare professional, for health and social risk assessment of needs, risk and choices at any time during pregnancy		No. of women who have seen a midwife or a maternity healthcare professional, for health and social risk assessment of needs, risk and choices at any time during pregnancy		No. of women who have seen a midwife or a maternity healthcare professional, for health and social risk assessment of needs, risk and choices at any time during pregnancy		No. of women who have seen a midwife or a maternity healthcare professional, for health and social risk assessment of needs, risk and choices at any time during pregnancy	
				% of maternity	95% confidence interval	% of maternity	95% confidence interval	% of maternity	95% confidence interval	% of maternity	95% confidence interval
Q00	England			185,003	153,992	188,892	156,785	31,521	32,109		
Q04	Cheshire, Warrington and Wirral Area Team	Q44	Cheshire, Warrington & Wirral	3,456	3,058	3,567	3,116	417	417		
Q45	Durham, Darlington and Tees Area Team	Q46	Cheshire, Warrington & Wirral	3,880	3,280	4,280	3,680	600	600		
Q46	Greater Manchester Area Team	Q47	Cheshire, Warrington & Wirral	9,986	8,472	11,504	10,302	1,172	1,172		
Q47	Lancashire Area Team	Q48	Cheshire, Warrington & Wirral	4,462	3,862	5,062	4,262	500	500		
Q48	Merseyside Area Team	Q49	Cheshire, Warrington & Wirral	3,556	3,056	4,056	3,556	800	800		
Q49	Cumbria, Northumberland, Tyne and Wear Area Team	Q50	Cheshire, Warrington & Wirral	6,384	5,384	7,384	6,384	700	700		
Q50	North Yorkshire and Humberside Area Team	Q51	Durham, Darlington & Tees	4,760	4,260	5,260	4,760	450	450		
Q51	West Yorkshire Area Team	Q52	Durham, Darlington & Tees	4,680	4,180	5,180	4,680	500	500		
Q52	West Yorkshire Area Team	Q53	Durham, Darlington & Tees	8,776	8,276	9,276	8,776	500	500		
Q53	Adrian, Huddersfield and Wakefield Area Team	Q54	Durham, Darlington & Tees	5,200	4,700	5,700	5,200	500	500		
Q54	West Yorkshire Area Team	Q55	Derbyshire & Nottinghamshire Area Team	5,200	4,700	5,700	5,200	500	500		
Q55	Derbyshire and Nottinghamshire Area Team	Q56	East North East	11,200	10,200	12,200	11,200	1,000	1,000		
Q56	East North East	Q57	East of England	6,742	6,242	7,242	6,742	500	500		
Q57	East of England	Q58	East of England	6,200	5,700	6,700	6,200	500	500		
Q58	East of England	Q59	East of England	5,302	4,802	5,802	5,302	500	500		
Q59	East of England	Q60	East of England	5,802	5,302	6,302	5,802	500	500		
Q60	East of England	Q61	East of England	5,802	5,302	6,302	5,802	500	500		
Q61	East of England	Q62	East of England	5,802	5,302	6,302	5,802	500	500		
Q62	East of England	Q63	East of England	5,802	5,302	6,302	5,802	500	500		
Q63	East of England	Q64	East of England	5,802	5,302	6,302	5,802	500	500		
Q64	East of England	Q65	East of England	5,802	5,302	6,302	5,802	500	500		
Q65	East of England	Q66	East of England	5,802	5,302	6,302	5,802	500	500		
Q66	East of England	Q67	East of England	5,802	5,302	6,302	5,802	500	500		
Q67	East of England	Q68	East of England	5,802	5,302	6,302	5,802	500	500		
Q68	East of England	Q69	East of England	5,802	5,302	6,302	5,802	500	500		
Q69	East of England	Q70	East of England	5,802	5,302	6,302	5,802	500	500		
Q70	East of England	Q71	East of England	5,802	5,302	6,302	5,802	500	500		
Q71	East of England	Q72	East of England	5,802	5,302	6,302	5,802	500	500		
Q72	East of England	Q73	East of England	5,802	5,302	6,302	5,802	500	500		
Q73	East of England	Q74	East of England	5,802	5,302	6,302	5,802	500	500		
Q74	East of England	Q75	East of England	5,802	5,302	6,302	5,802	500	500		
Q75	East of England	Q76	East of England	5,802	5,302	6,302	5,802	500	500		
Q76	East of England	Q77	East of England	5,802	5,302	6,302	5,802	500	500		
Q77	East of England	Q78	East of England	5,802	5,302	6,302	5,802	500	500		
Q78	East of England	Q79	East of England	5,802	5,302	6,302	5,802	500	500		
Q79	East of England	Q80	East of England	5,802	5,302	6,302	5,802	500	500		
Q80	East of England	Q81	East of England	5,802	5,302	6,302	5,802	500	500		
Q81	East of England	Q82	East of England	5,802	5,302	6,302	5,802	500	500		
Q82	East of England	Q83	East of England	5,802	5,302	6,302	5,802	500	500		
Q83	East of England	Q84	East of England	5,802	5,302	6,302	5,802	500	500		
Q84	East of England	Q85	East of England	5,802	5,302	6,302	5,802	500	500		
Q85	East of England	Q86	East of England	5,802	5,302	6,302	5,802	500	500		
Q86	East of England	Q87	East of England	5,802	5,302	6,302	5,802	500	500		
Q87	East of England	Q88	East of England	5,802	5,302	6,302	5,802	500	500		
Q88	East of England	Q89	East of England	5,802	5,302	6,302	5,802	500	500		
Q89	East of England	Q90	East of England	5,802	5,302	6,302	5,802	500	500		
Q90	East of England	Q91	East of England	5,802	5,302	6,302	5,802	500	500		
Q91	East of England	Q92	East of England	5,802	5,302	6,302	5,802	500	500		
Q92	East of England	Q93	East of England	5,802	5,302	6,302	5,802	500	500		
Q93	East of England	Q94	East of England	5,802	5,302	6,302	5,802	500	500		
Q94	East of England	Q95	East of England	5,802	5,302	6,302	5,802	500	500		
Q95	East of England	Q96	East of England	5,802	5,302	6,302	5,802	500	500		
Q96	East of England	Q97	East of England	5,802	5,302	6,302	5,802	500	500		
Q97	East of England	Q98	East of England	5,802	5,302	6,302	5,802	500	500		
Q98	East of England	Q99	East of England	5,802	5,302	6,302	5,802	500	500		
Q99	East of England	Q100	East of England	5,802	5,302	6,302	5,802	500	500		

Number of women seen by 12 weeks and 6 days of pregnancy as percentage of maternities by CCGs in England 2014/15 Q2



Number of women seen after 12 weeks and 6 days of pregnancy as percentage of maternities by CCGs in England 2014/15 Q2



Q1 - Q3 2013/14 Non submissions from:

R1H BARTS HEALTH NHS TRUST, RXK SANDWELL AND WEST BIRMINGHAM HOSPITALS NHS TRUST, RAJ SOUTHEND UNIVERSITY HOSPITAL NHS FOUNDATION TRUST, RTP SURREY AND SUSSEX HEALTHCARE NHS TRUST and RDZ THE ROYAL BOURNEMOUTH AND CHRISTCHURCH HOSPITALS NHS FOUNDATION TRUST

Q4 2013/14 Non submissions from:

RXK SANDWELL AND WEST BIRMINGHAM HOSPITALS NHS TRUST and RTP SURREY AND SUSSEX HEALTHCARE NHS TRUST

Q1 2014/15 All trusts submitted data

Q2 2014/15 All trusts submitted data

Q3 2014/15 Non submissions from:

RGT CAMBRIDGE UNIVERSITY HOSPITALS NHS FOUNDATION TRUST recently transitioned to a new clinical system

Q4 2014/15 Non submissions from:

RGT CAMBRIDGE UNIVERSITY HOSPITALS NHS FOUNDATION TRUST recently transitioned to a new clinical system

RA9 SOUTH DEVON HEALTHCARE NHS FOUNDATION TRUST did not submit their data

Data submission issues for Q1 2014/15

RTE GLOUCESTERSHIRE HOSPITALS NHS FOUNDATION TRUST, RFR THE ROTHERHAM NHS FOUNDATION TRUST and RK9 PLYMOUTH HOSPITALS NHS TRUST data for 2013/14 Q1 - Q3 total assessment figures at any time in pregnancy was lower than the number of assessments by 12 weeks 6 days of pregnancy and as such failed validation.

Q64 BATH, GLOUCESTERSHIRE, SWINDON AND WILTSHIRE AREA TEAM, 03L ROTHERHAM CCG, 11M GLOUCESTERSHIRE CCG, 11N KERNOW CCG and 99P NORTHERN, EASTERN AND WESTERN DEVON CCG data for 2013/14 Q1 – Q3 total assessment figures at any time in pregnancy were lower than the number of assessments by 12 weeks and 6 days of pregnancy and as such failed validation. Furthermore, Q51 SOUTH YORKSHIRE AND BASSETLAW AREA TEAM data for Q2 and Q3 2013/14 also failed.

RTE GLOUCESTERSHIRE HOSPITALS NHS FOUNDATION TRUST, RFR THE ROTHERHAM NHS FOUNDATION TRUST and RK9 PLYMOUTH HOSPITALS NHS TRUST data for 2013/14 Q3 was excluded from the outturn (OT) figures because the total assessment figures at any time in pregnancy was lower than the number of assessments by 12 weeks 6 days of pregnancy and as such would have skewed the overall figures.

For 2013/14 Q1 – Q3, some data was submitted against invalid CCG codes hence this contribution was excluded from the England, Area Team and CCG totals.

RYJ IMPERIAL COLLEGE HEALTHCARE NHS TRUST implemented a new clinical system.

RWE UNIVERSITY HOSPITALS OF LEICESTER NHS TRUST contribution for GP practice C82102 was excluded from the publication file due to erroneous data.

Data submission issues for both Q1 & Q2 2014/15

RGT CAMBRIDGE UNIVERSITY HOSPITALS NHS FOUNDATION TRUST does not have data at GP level for booking

R1F ISLE OF WIGHT NHS TRUST does not have data at GP level for booking

Data submission issues for Q1, Q2 & Q3 2014/15

RJD MID STAFFORDSHIRE NHS FOUNDATION TRUST does not have data at GP level, therefore all data was submitted under V81999 under CCG code 05V.

RJ2 LEWISHAM AND GREENWICH NHS TRUST will be submitting information for Q3 onwards, as the Lewisham & Greenwich Trust was only formed in October 2013. Also in July, there was the implementation of Cerner and as such there have been data quality issues with capturing the information correctly.

Data submission issue for Q2, Q3 & Q4 2014/15

As of the 01/07/2014 RVL BARNET AND FARM CHASE HOSPITALS merged with RAL ROYAL FREE LONDON NHS FOUNDATION TRUST to form a larger trust, hence the data validation flag for 2014/15 Q2, Q3 and Q4 maternities was removed.

Data submission issues for Q3 2014/15

R1F ISLE OF WIGHT NHS TRUST data was submitted under V81999 and under CCG code 10L.

As 01/11/2014 RJD MID STAFFORDSHIRE NHS FOUNDATION TRUST was dissolved into RJE UNIVERSITY HOSPITALS OF NORTH MIDLANDS NHS TRUST.

Data submission issues for both Q3 & Q4 2014/15

RWP WORCESTERSHIRE ACUTE HOSPITALS NHS TRUST implemented a new clinical system. Furthermore, RWP are analysing why the breastfeeding rate has reduced since the introduction of the K2 MIS in December 2014.

As of the 01/10/2014 RV8 NORTH WEST LONDON HOSPITALS NHS TRUST and RC3 EALING HOSPITALS NHS TRUST merged to become R1K LONDON NORTH WEST HEALTHCARE NHS TRUST, hence the data validation flag for 2014/15 Q3 and Q4 maternities was removed.

As of the 01/10/2014 RD7 HEATHERWOOD & WEXHAM PARK HOSPITALS NHS FOUNDATION TRUST merged into RDU FRIMLEY HEALTH NHS FOUNDATION TRUST, hence the data validation flag for 2014/15 Q3 and Q4 maternities was removed.

Data submission issues for Q1, Q2, Q3 & Q4 2014/15

RFS CHESTERFIELD ROYAL HOSPITAL NHS FOUNDATION TRUST does not have data at GP level for booking.

RNQ KETTERING GENERAL HOSPITAL NHS FOUNDATION TRUST only has paper based systems for 12 week risk assessment so they do not have the GP level of data. This was submitted under V81999 and under CCG code 04G (as they do not have this level of data either). This is their main commissioners but only covers 50/60% of their activity.

RN3 GREAT WESTERN HOSPITALS NHS FOUNDATION TRUST as of 01/06/2014 some of the Maternity services were transferred to RD1 ROYAL UNITED HOSPITALS BATH NHS FOUNDATION TRUST, hence the data validation flag for 2014/15 Q1, Q2, Q3 and Q4 maternities was removed to account for this.

RD1 ROYAL UNITED HOSPITALS BATH NHS FOUNDATION TRUST as of the 01/06/2014 some of the Maternity services transferred from RN3 GREAT WESTERN HOSPITALS NHS FOUNDATION TRUST to RD1 ROYAL UNITED HOSPITALS BATH NHS FOUNDATION TRUST. Data for this Trust has not been subject to validation as validation is compared against historic data and there will not be any data for this yet. Therefore, validation flag for 2014/15 Q1, Q2, Q3 and Q4 maternities was removed.

High number of assessments:

RN7 DARTFORD AND GRAVESHAM NHS TRUST, RJ7 ST GEORGE'S UNIVERSITY HOSPITALS NHS FOUNDATION TRUST, RJE UNIVERSITY HOSPITALS OF NORTH MIDLANDS NHS TRUST high assessment figures were flagged as part of Q1 - Q3 2013/14 data assessment, these trusts resubmitted Q1 - Q3 2013/14 data at Q4 2013/14 and assessment figures remain much higher than the number of maternities.

RJD MID STAFFORDSHIRE NHS FOUNDATION TRUST informed of high assessment figures compared to maternities at Q1 - Q3 2013/14, trust investigating data system.

The following Trusts informed that a number of women have their assessments at their Trust and later go on to deliver elsewhere: RJF BURTON HOSPITAL NHS FOUNDATION TRUST, RVR EPSOM AND ST HELIER UNIVERSITY HOSPITALS NHS TRUST, RN5 HAMPSHIRE HOSPITALS NHS FOUNDATION TRUST, RJZ KING'S COLLEGE HOSPITAL NHS FOUNDATION TRUST, RXF MID YORKSHIRE HOSPITALS NHS TRUST, RVW NORTH TEES AND HARTLEPOOL NHS FOUNDATION TRUST, RBA TAUNTON AND SOMERSET NHS FOUNDATION TRUST, RAS THE HILLINGDON HOSPITALS NHS FOUNDATION TRUST, RTD THE NEWCASTLE UPON TYNE HOSPITALS NHS FOUNDATION TRUST, RWD UNITED LINCOLNSHIRE HOSPITALS NHS TRUST and RGR WEST SUFFOLK NHS FOUNDATION TRUST.

RDZ THE ROYAL BOURNEMOUTH AND CHRISTCHURCH HOSPITALS NHS FOUNDATION TRUST book women for antenatal care and also provide their postnatal care, the majority of women then birth at another trust. The reason for this is that the trust does not have a facility for high risk intrapartum care therefore all of these women go to another trust.

RTF NORTHUMBRIA HEALTHCARE NHS TRUST, high proportion of the women they assess and provide community antenatal (and postnatal) care for do not deliver with the trust, but deliver with NEWCASTLE HOSPITALS (RTD).

RA3 WESTON AREA HEALTH NHS TRUST (WAHT) operate a shared care service where local women receive antenatal care from WAHT midwives but most deliver at units in Bristol. This means that the number of women assessed by WAHT will always exceed the number delivering. Due to the relatively small numbers of Maternities / deliveries, 1 patient can represent 1.5% to 2% of WAHT quarterly total.

RLN CITY HOSPITALS SUNDERLAND NHS FOUNDATION TRUST report on the assessments for mothers who actually deliver at the trust. There are some mothers that are assessed at the trust and have their delivery elsewhere due to geographical reasons (there is likely to be crossover between Durham, Gateshead and South Tyneside Foundation Trust), therefore there is the under-reporting for the number of assessments.

Organisation name changes:

RJE UNIVERSITY HOSPITAL OF NORTH STAFFORDSHIRE NHS TRUST to UNIVERSITY HOSPITALS OF NORTH MIDLANDS NHS TRUST

RDU FRIMLEY PARK HOSPITAL NHS FOUNDATION TRUST to FRIMLEY HEALTH NHS FOUNDATION TRUST

RD1 ROYAL UNITED HOSPITAL BATH NHS TRUST to ROYAL UNITED HOSPITALS BATH NHS FOUNDATION TRUST

RJ7 ST GEORGE'S HEALTHCARE NHS TRUST to ST GEORGE'S UNIVERSITY HOSPITALS NHS FOUNDATION TRUST

RTG DERBY HOSPITALS NHS FOUNDATION TRUST to DERBY TEACHING HOSPITALS NHS FOUNDATION TRUST

Data failing validation:

Q2 2014/15 188 out of 211 CCGs passed validation checks.

Q2 2014/15 131 of the 133 NHS Trusts passed validation checks.

Data collection and definition



12 week risk assessment

Since April 2013 this data is now being collected directly from providers via the data collection tool that is part of Unify2, a web based system set up to collect performance and other central returns directly from the NHS. The figures are obtained from maternity providers from midwives in acute trusts and information recorded at deliveries.

For 12 week assessment, each provider is required to submit actual figures for the quarter and year end out turn figures for the following three items:

The following items of information are to be submitted:

1. Number of women in the relevant GP population who have seen a midwife or a maternity healthcare professional, for health and social care assessment of needs, risks and choices by 12 weeks and 6 days of pregnancy
2. Number of women in the relevant GP population who have seen a midwife or a maternity healthcare professional, for health and social care assessment of needs, risks and choices at any time during pregnancy

Data validation

The following validation rules are applied to the data
All numbers must be submitted as integers.

Number of pregnant women due a maternity check	>=	Number of pregnant women who have seen a midwife or a maternity healthcare professional, for health and social care assessment of needs, risks and choices by 12 weeks and 6 days of pregnancy
Number of pregnant women due a maternity check	<	Maximum National Statistics (ONS) reported number of live births for the last year PLUS 20.0%
Number of pregnant women due a maternity check	>	Minimum National Statistics (ONS) reported number of live births for the last year MINUS 10.0%

All validation checks must be passed by Providers in order for the data to meet departmental statistical requirements. Where information has not passed these validation checks, this is identified in the tables in this report by conditional formatting.

Contacts



For media enquiries only please contact the Department of Health press office on 020 7210 5221.

For other enquiries relating to the statistics and to offer feedback on the report, please contact:

Sumayyha Ahmad, Robert Kennedy or Julie Douglas

NHS England

Email: england.dataflows@nhs.net