

Analytical Services, NHS England

Statistical Release


Breastfeeding initiation and prevalence at 6 to 8 weeks

Quarter 4, 2013/14



3rd July 2014

Crown Copyright © 2014





Statistical release
Breastfeeding initiation and prevalence at 6 to 8 weeks
Quarter 4, 2013/14
03 July 2014
Crown Copyright © 2014

Contents

Context

Summary of results

Table 1: Initiation of breastfeeding, England Trend

Table 2: Prevalence of breastfeeding at 6 to 8 weeks, England Trend

Table 3: Drop Off rate between breastfeeding initiation & Prevalence of breastfeeding at 6 to 8 weeks, England Trend

Table 4 : Initiation of breastfeeding, by NHS Trust Quarterly

Table 5: Initiation of breastfeeding, by NHS Trust OT

Fig 1 : Mothers initiating breastfeeding as a percentage of maternities by NHS Trusts 2013/14 OT

Fig 2 : Mothers not known initiating breastfeeding as a percentage of maternities by NHS Trusts 2013/14 OT

Table 6 : Initiation of breastfeeding, by CCG and Area Team Quarterly

Table 7: Initiation of breastfeeding, by CCG and Area Team OT

Fig 3 : Mothers initiating breastfeeding as a percentage of maternities by CCGs 2013/14 OT

Fig 4 : Mothers not known initiating breastfeeding as a percentage of maternities by CCGs 2013/14 OT

Table 8: Initiation of breastfeeding, by Local Authority and GOR 2013/14 OT

Table 9: Initiation of breastfeeding, by General Practice 2013/14 OT

Table 10 : Prevalence of breastfeeding at 6 to 8 weeks, 2013/14 Q1, by CCG and Area Team

Table 11 : Prevalence of breastfeeding at 6 to 8 weeks, 2013/14 Q2, by CCG and Area Team

Table 12 : Prevalence of breastfeeding at 6 to 8 weeks, 2013/14 Q3, by CCG and Area Team

Table 13 : Prevalence of breastfeeding at 6 to 8 weeks, 2013/14 Q4, by CCG and Area Team

Table 14 : Prevalence of breastfeeding at 6 to 8 weeks, 2013/14 OT, by CCG and Area Team

Fig 5 : Infants 6-8 week breastfeeding status as a percentage of infants due 6-8 week reviews by CCGs 2013/14 OT

Fig 6 : Percentage Infants not known breastfeeding as a percentage of infants due 6-8 week reviews by CCGs 2013/14 OT

Table 15: Prevalence of breastfeeding at 6 to 8 weeks, by Local Authority and GOR 2013/14 OT

Table 16: Prevalence of breastfeeding at 6 to 8 weeks, by General Practice 2013/14 OT

Table 17 : Trend in Breastfeeding Drop Off Rates, by CCG and Area Team

Fig 7 : Percentage of mothers initiating breastfeeding and Percentage infants being breastfed at 6-8 weeks in England 2013/14 Q4

Fig 8 : Percentage of mothers initiating breastfeeding and infants breastfeeding at 6-8 weeks by CCGs in England 2013/14 Q4

Fig 9 : Percentage of mothers initiating breastfeeding and Percentage of infants no longer receiving breastmilk at 6-8 weeks in England 2013/14 Q4

Fig 10 : Percentage mothers not initiating breastfeeding, infants breastfeeding and no-longer breastfeeding at 6-8 weeks by CCGs in England 2013/14 Q4

Data Quality

Breastfeeding initiation definitions

6-8 week breastfeeding definitions

Contact for further enquiries

Context

There is a clear case for investing in services to support breastfeeding as part of a local child health strategy. This is particularly important for mothers from low income groups, as it is known that they are less likely to breastfeed. Breastfeeding protects the health of babies and mothers, and reduces the risk of illness. (NICE, 2008)

Breast milk is the best form of nutrition for infants, and exclusive breastfeeding is recommended for the first six months (26 weeks) of an infant's life. Thereafter, breastfeeding should continue for as long as the mother and baby wish, while gradually introducing the baby to a more varied diet.

In recent years, research has shown that infants who are not breastfed are more likely to have infections in the short-term such as gastroenteritis, respiratory and ear infections, and particularly infections requiring hospitalisation. In the longer term, evidence suggests that infants who are not breastfed are more likely to become obese in later childhood, which means they are more likely to develop type 2 diabetes, and tend to have slightly higher levels of blood pressure and blood cholesterol in adulthood. For mothers, breastfeeding is associated with a reduction in the risk of breast and ovarian cancers. A recent study also suggests a positive association between breastfeeding and parenting capability, particularly among single and low-income mothers.

Results from the UK Infant Feeding Survey 2010 showed that 83% of women in England breastfed their babies after birth, 78% after two days and 57% at six weeks. The differences between the two sets of results is likely to be due to the fact that the Infant Feeding Survey is based on self-reported information from women who agreed to take part in the survey; and the fact that breastfeeding status is not captured for all infants in the statistics covered in this report

National Institute for Health and Clinical Excellence (NICE), Improving the nutrition of pregnant and breastfeeding mothers and children in low-income households, London: NICE, 2008.

Chen A et al, Breastfeeding and the Risk of Postneonatal Death in the United States. *Pediatrics* 2004;113:e435-e439

World Health Organization, Global Strategy for Infant and Young Child Feeding, Geneva: World Health Organization, 2003.

Quigley MA et al, Breastfeeding and hospitalization for diarrheal and respiratory infection in the United Kingdom Millennium Cohort Study, *Pediatrics*, 2007; 119(4):e837–42.

Chantry CJ et al, Full Breastfeeding Duration and Associated Decrease in Respiratory Tract Infection in US Children, *Pediatrics* 2006;117:425-432.

Horta B et al, Evidence on the long-term effects of breastfeeding, Geneva: World Health Organization, 2007.

Ip S et al, Breastfeeding and maternal and infant health outcomes in developed countries, Boston, Massachusetts: Agency for Healthcare Research and Quality, US Department of Health and Human Services, 2007.

WCRF/AICR (2007) Food, nutrition, physical Activity and the prevention of cancer: a global perspective. Washington DC, AICR

Gutman L et al, Nurturing parenting capability – the early years, London: Institute of Education, Centre for Research on the Wider Benefits of Learning, 2009.

Summary of results



The Q1-4 2013/14 collection of breastfeeding initiation and 6-8 week breastfeeding data was collected directly from maternity service providers and child health information system providers.

138 maternity providers were identified for 12 week & breastfeeding initiation submissions. We have received data returns covering 127 of these providers Q1-3, an uptake rate of 92%, for Q4 129 providers submitted data, an uptake rate of 93%.

The level of maternity provider submissions at Q4 was 18-19% higher than during the pilot submission of Q1-3 data.

As data submissions were below 95% we do not have sufficient data coverage to publish a breastfeeding initiation England figure for Q1-4 2013/14.

111 Child Health Information System (CHIS) providers were identified for 6-8 week breastfeeding prevalence submissions. We have received data returns covering 106 of these providers Q1-4, an uptake rate of 95%.

The level of provider submissions at Q4 was 11% higher than during the pilot submission of Q1-3 data.

In 2013/14 the number of eligible children with no breastfeeding prevalence status recorded was 10.4%. As insufficient data passing the 95% data completeness we are unable to publish the 6-8 week breastfeeding prevalence England figures for Q1-4 2013/14.

Initiation of breastfeeding

In England the breastfeeding initiation rate was not published due to low data coverage. The annual percentage was 73.9% in 2012/13 and 2011/12 (74.0%) and which was slightly higher than 2010/11 (73.7%), 2009/10 (72.8%) and 2008/09 (71.7%) (Table 1).

In England amongst the 126 CCGs that passed validation, breastfeeding initiation ranged from 36.7% in NHS Stoke On Trent CCG to 92.8% in NHS Wandsworth CCG (Table 7).

In England amongst the 110 NHS Trusts that passed validation, breastfeeding initiation ranged from 39.3% in University Hospital Of North Staffordshire NHS Trust to 92.2% in St George's Healthcare NHS Trust (Table 5).

Prevalence of breastfeeding at 6-8 weeks

The 6-8 week breastfeeding prevalence figures are based on the number of infants recorded by CCG's as totally or partially breastfeeding, as a percentage of all infants due a 6-8 week check.

When making comparisons over time, it is best to limit this to those quarters with high and consistent levels of coverage. There is evidence that the significant improvements in data coverage that were achieved in the early quarters of data collection affected the comparability of the prevalence estimates over time. This is because improvements in coverage have resulted in the inclusion in the statistics of a disproportionately higher number of women who are not breastfeeding.

In England the breastfeeding prevalence at 6-8 weeks was not published in 2013/14 due to the number children with no recorded status of 6-8 week breastfeeding prevalence being greater than 5% of all eligible children.

In 2012/13 prevalence at 6-8 weeks was 47.2%, in 2011/12 47.2% of infants due a 6-8 week check were being breastfed at 6-8 weeks. (Table 2).

In 2013/14 30 CCG's failed to pass validation checks. 68 failed as the number of eligible children submitted failed to meet the -10% +20% number of expected children.

An additional 62 CCG's failed due to more than 5% of their eligible children having no breastfeeding status recorded, among the CCG's that failed on 95% recording coverage validation failures was NHS Richmond CCG where the 6-8 week breastfeeding status of 85.3% eligible children was not known.

Amongst the 81 CCGs that passed validation, breastfeeding prevalence as a percentage of infants due a 6-8 week check ranged from 19.9% in NHS Knowsley CCG to 82.9% in NHS Central London (Westminster) CCG (Table 14).

Table 1: Initiation of breastfeeding, England Trend - Commissioner based



Source: Department of Health, Integrated Performance Measure Return
Crown Copyright © 2014

Source: NHS England
Crown Copyright © 2014

Year / Quarter	Maternities	Breastfeeding			Not breastfeeding		Not known	
	No.	No.	% of maternities	95% confidence interval	No.	% of maternities	No.	% of maternities
2003/04 OT	566,355	316,751			171,453		78,151	13.8%
2004/05 OT	576,935	363,549			181,655		31,731	5.5%
2005/06 OT	583,011	385,909	66.2%	66.1% - 66.3%	172,801	29.6%	24,301	4.2%
2006/07 OT	601,262	409,317	68.1%	68.0% - 68.2%	178,288	29.7%	13,657	2.3%
2007/08 OT	634,035	443,227	69.9%	69.8% - 70.0%	180,119	28.4%	10,690	1.7%
2008/09 OT	640,681	459,430	71.7%	71.6% - 71.8%	171,403	26.8%	9,848	1.5%
2009/10 OT	652,957	474,865	72.7%	72.6% - 72.8%	168,928	25.9%	9,164	1.4%
2010/11 OT	659,238	485,780	73.7%	73.6% - 73.8%	166,024	25.2%	7,434	1.1%
2011/12 OT	664,683	491,837	74.0%	73.9% - 74.1%	166,030	25.0%	6,816	1.0%
2012/13 OT	658,112	486,057	73.9%	73.8% - 74.0%	165,047	25.1%	7,008	1.1%
2013/14 OT	586,481	433,168			141,477		11,836	2.0%
2013/14 Q1	142,674	105,592			34,604		2,478	1.7%
2013/14 Q2	151,431	112,240			36,472		2,719	1.8%
2013/14 Q3	147,013	108,241			36,061		2,711	1.8%
2013/14 Q4	145,363	107,095			34,340		3,928	2.7%

Notes:

1. Shaded and blank cells indicates reported data that do not pass the data quality checks. For further details of the checks, see definitions sheet.

1. Red cells mean that no. of maternities does not meet validation criteria (see definitions sheet for details).

Table 2: Prevalence of breastfeeding at 6 to 8 weeks, England Trend - Commissioner based

Source: Department of Health, Integrated Performance Measure Return
Crown Copyright © 2014

Source: NHS England
Crown Copyright © 2014



Quarter	Infants due a 6–8 week check No.	Infants being breastfed (Totally + Partially)			Totally		Partially		Not all all		Not known		
		No.	% of all infants	95% confidence interval	No.	% of all infants	No.	% of all infants	No.	% of all infants	No.	% of all infants	
2008/09 OT	654,063	241,534			167,509		74,025		251,842		160,687	24.6%	Coverage Target 85%
2009/10 OT	655,486	292,942	44.7%	44.6% - 44.8%	204,773	31.2%	88,169	13.5%	302,838	46.2%	59,706	9.1%	Coverage Target 85%
2010/11 OT	670,391	309,303	46.1%	46.0% - 46.3%	213,354	31.8%	95,949	14.3%	325,133	48.5%	35,955	5.4%	Coverage Target 90%
2011/12 OT	672,013	317,240	47.2%	47.1% - 47.3%	217,993	32.4%	99,247	14.8%	324,433	48.3%	30,340	4.5%	Coverage Target 95%
2012/13 OT	670,535	316,634	47.2%	47.1% - 47.3%	216,466	32.3%	100,168	14.9%	327,048	48.8%	26,853	4.0%	Coverage Target 95%
2013/14 OT	628,445	287,999			196,620		91,379		275,279		65,167	10.4%	Coverage Target 95%
2013/14 Q1	152,216	69,643			47,553		22,090		68,525		14,048	9.2%	
2013/14 Q2	158,673	72,568			49,627		22,941		70,862		15,243	9.6%	
2013/14 Q3	162,430	74,183			51,025		23,158		70,997		17,250	10.6%	
2013/14 Q4	155,126	71,605			48,415		23,190		64,895		18,626	12.0%	

Notes:

1. Shaded and blank cells indicates reported data that do not pass the data quality checks. For further details of the checks, see definitions sheet.
2. Comparisons with quarters before 2010/11 Q4 need to be made with caution due to the high level of not knowns.

Table 3: Drop Off rate between breastfeeding initiation and Prevalence of breastfeeding at 6 to 8 weeks
England Trend - Commission based



Source: Department of Health, Integrated Performance Measure Return
 Crown Copyright © 2014

Source: NHS England
 Crown Copyright © 2014

Quarter	Maternities	Breastfeeding		Quarter	Infants due a 6–8 week check	Infants being breastfed (Totally + Partially)		Difference between percentage of mothers initiating breastfeeding and prevalence of breastfeeding at 6-8 weeks (% of those initiating)
	No.	No.	% of maternities		No.	No.	% of all infants	%
2008/09 OT	640,681	459,430	71.7%		654,063	241,534		
2009/10 OT	652,957	474,865	72.7%		655,486	292,942	44.7%	38.5%
2010/11 OT	659,238	485,780	73.7%		670,391	309,303	46.1%	37.4%
2011/12 OT	664,683	491,837	74.0%		672,013	317,240	47.2%	36.2%
2012/13 OT	658,112	486,057	73.9%		670,535	316,634	47.2%	36.1%
2013/14 Q1*	142,674	105,592		2013/14 Q2	158,673	49,627		
2013/14 Q2*	151,431	112,240		2013/14 Q3	162,430	51,025		
2013/14 Q3*	147,013	108,241		2013/14 Q4	155,126	48,415		
2013/14 Q4*	145,363	107,095		2014/15 Q1				

Notes:

1. Shaded and blank cells indicates reported data that do not pass the data quality checks. For further details of the checks, see definitions sheet.
2. Comparisons with quarters before 2010/11 Q4 need to be made with caution due to the high level of not knowns.
3. * Comparisons with OT before 2013/14 cannot be made as there was a definition change between 2012/13 and 2013/14, from 2013/14 comparison of 6-8 week prevalence against the previous quarter's BFI

Source: NHS England
Crown Copyright © 2014

Table 4 : Initiation of breastfeeding, by NHS Trust Quarterly

Source: NHS England
Crown Copyright © 2014



Code Name		Number of maternities (1)				Maternities where breastfeeding was known (2)																Maternities whose breastfeeding status not known (3)							
		2013/14 Q1		2013/14 Q2		2013/14 Q3		2013/14 Q4		2013/14 Q1		2013/14 Q2		2013/14 Q3		2013/14 Q4		2013/14 Q1		2013/14 Q2		2013/14 Q3		2013/14 Q4					
		No.	No.	No.	No.	No. not initiated	No. initiated	%	95% confidence interval	No. not initiated	No. initiated	%	95% confidence interval	No. not initiated	No. initiated	%	95% confidence interval	No. not initiated	No. initiated	%	95% confidence interval	No.	%	No.	%	No.	%	No.	%
RNZ	Salisbury NHS Foundation Trust	583	645	596	524	91	492	84.4%	81.2% - 87.1%	105	540	83.7%	80.7% - 86.4%	100	496	83.2%	80.0% - 86.0%	87	437	83.4%	80.0% - 86.3%	0	0.0%	0	0.0%	0	0.0%	0	0.0%
RXK	Sandwell and West Birmingham Hospitals NHS Trust																												
RHQ	Sheffield Teaching Hospitals NHS Foundation Trust	1,740	1,750	1,802	1,737	0	1442			0	1390			0	1426			0	1,391			298	17.1%	360	20.6%	376	20.9%	346	19.9%
RKS	Sherwood Forest Hospitals NHS Foundation Trust	771	842	815	835	266	483	62.6%	59.2% - 66.0%	278	542	64.4%	61.1% - 67.5%	290	496	60.9%	57.5% - 64.2%	263	562	67.3%	64.1% - 70.4%	22	2.9%	22	2.6%	29	3.6%	10	1.2%
RXW	Shrewsbury and Telford Hospital NHS Trust	1,139	1,195	1,156	1,117	307	829	72.8%	70.1% - 75.3%	304	871	72.9%	70.3% - 75.3%	296	840	72.7%	70.0% - 75.2%	316	789	70.6%	67.9% - 73.2%	3	0.3%	20	1.7%	20	1.7%	12	1.1%
SOL	Somerset PCT																												
RAS	South Devon Healthcare NHS Foundation Trust																												
SAG	South Gloucestershire PCT																												
RYO	South London Healthcare NHS Trust																												
RTR	South Tees Hospitals NHS Foundation Trust	1,300	1,367	1,358	1,303	514	776	59.7%	57.0% - 62.3%	534	824	60.3%	57.7% - 62.8%	515	818	60.2%	57.6% - 62.8%	510	793	60.9%	58.2% - 63.5%	10	0.8%	9	0.7%	25	1.8%	0	0.0%
RE9	South Tyneside NHS Foundation Trust	344	357	338	337	153	191	55.5%	50.2% - 60.7%	162	195	54.6%	49.4% - 59.7%	148	190	56.2%	50.9% - 61.4%	155	182	54.0%	48.7% - 59.3%	0	0.0%	0	0.0%	0	0.0%	0	0.0%
RJC	South Warwickshire NHS Foundation Trust	676	696	700	598	151	525	77.7%	74.4% - 80.6%	124	553	79.5%	76.3% - 82.3%	112	564	80.6%	77.5% - 83.3%	92	466			0	0.0%	19	2.7%	24	3.4%	40	6.7%
RAJ	Southend University Hospital NHS Foundation Trust				948														219								113	11.9%	
RVY	Southport and Ormskirk Hospital NHS Trust	702	726	748	588	270	428	61.0%	57.3% - 64.5%	278	443	61.0%	57.4% - 64.5%	290	452	60.4%	56.9% - 63.9%	214	372			4	0.6%	5	0.7%	6	0.8%	2	0.3%
RJT	St George's Healthcare NHS Trust	1,167	1,272	1,200	1,217	70	1096	92.3%	90.7% - 93.7%	87	1177	92.5%	91.0% - 93.9%	83	1108	92.3%	90.7% - 93.7%	75	1,117	91.8%	90.1% - 93.2%	21	1.8%	8	0.6%	9	0.8%	25	2.1%
RBN	St Helens and Knowsley Hospitals NHS Trust	863	1,012	860	826	430	431	49.9%	46.6% - 53.3%	461	549	54.2%	51.2% - 57.3%	415	443	51.5%	48.2% - 54.8%	344	477	57.7%	54.4% - 61.1%	2	0.2%	2	0.2%	2	0.2%	5	0.6%
RWJ	Stockport NHS Foundation Trust	843	906	882	829	220	623	73.9%	70.8% - 76.8%	232	674	74.4%	71.5% - 77.1%	238	644	73.0%	70.0% - 75.8%	207	622	75.0%	72.0% - 77.9%	0	0.0%	0	0.0%	0	0.0%	0	0.0%
RTP	Surrey and Sussex Healthcare NHS Trust																												
SK3	Swindon PCT																												
RMP	Tameside Hospital NHS Foundation Trust	621	666	575	642	237	384	61.8%	58.0% - 65.6%	237	429	64.4%	60.7% - 68.0%	231	344	59.8%	55.8% - 63.8%	264	378	58.9%	55.0% - 62.6%	0	0.0%	0	0.0%	0	0.0%	0	0.0%
RBA	Taunton and Somerset NHS Foundation Trust	775	834	826	787	125	650	83.9%	81.1% - 86.3%	139	695	83.3%	80.7% - 85.7%	142	684	82.8%	80.1% - 85.2%	133	654	83.1%	80.3% - 85.6%	0	0.0%	0	0.0%	0	0.0%	0	0.0%
RNA	The Dudley Group NHS Foundation Trust	1,109	1,231	1,110	1,106	452	623	56.2%	53.2% - 59.1%	476	717	58.2%	55.5% - 61.0%	441	639	57.6%	54.6% - 60.4%	467	600	54.2%	51.3% - 57.2%	34	3.1%	38	3.1%	30	2.7%	39	3.5%
RAS	The Hillingdon Hospitals NHS Foundation Trust	957	1,137	978	969	162	793	82.9%	80.3% - 85.1%	179	953	83.8%	81.6% - 85.8%	159	816	83.4%	81.0% - 85.6%	160	801	82.7%	80.2% - 84.9%	2	0.2%	5	0.4%	3	0.3%	8	0.8%
RTD	The Newcastle upon Tyne Hospitals NHS Foundation Trust	1,648	1,834	1,744	1,645	512	1136	68.9%	66.7% - 71.1%	552	1282	69.9%	67.8% - 72.0%	551	1193	68.4%	66.2% - 70.5%	502	1,143	69.5%	67.2% - 71.7%	0	0.0%	0	0.0%	0	0.0%	0	0.0%
RQW	The Princess Alexandra Hospital NHS Trust																												
RCX	The Queen Elizabeth Hospital, King's Lynn, NHS Foundation Trust	576	617	509	538	187	375	65.1%	61.1% - 68.9%	196	419	67.9%	64.1% - 71.5%	163	341	67.0%	62.8% - 70.9%	167	358	66.5%	62.5% - 70.4%	14	2.4%	2	0.3%	5	1.0%	13	2.4%
RRF	The Rotherham NHS Foundation Trust	632	667	611	640	244	388	61.4%	57.5% - 65.1%	278	389	58.3%	54.5% - 62.0%	253	358	58.6%	54.6% - 62.4%	241	397	62.0%	58.2% - 65.7%	0	0.0%	0	0.0%	0	0.0%	2	0.3%
RDZ	The Royal Bournemouth and Christchurch Hospitals NHS Foundation Trust				76																						1	1.3%	
RL4	The Royal Wolverhampton NHS Trust	1,018	1,082	1,038	992	359	659	64.7%	61.7% - 67.6%	380	702	64.9%	62.0% - 67.7%	372	666	64.2%	61.2% - 67.0%	341	651	65.6%	62.6% - 68.5%	0	0.0%	0	0.0%	0	0.0%	0	0.0%
RKE	The Whittington Hospital NHS Trust	945	1,030	924	915	96	849	89.8%	87.8% - 91.6%	97	933	90.6%	88.6% - 92.2%	87	837	90.6%	88.5% - 92.3%	88	827	90.4%	88.3% - 92.1%	0	0.0%	0	0.0%	0	0.0%	0	0.0%
TAL	Torbay Care Trust																												
RWD	United Lincolnshire Hospitals NHS Trust	1,421	1,455	1,397	1,327	306	1099	77.3%	75.1% - 79.4%	356	1080	74.2%	71.9% - 76.4%	325	1061	75.9%	73.6% - 78.1%	332	986	74.3%	71.9% - 76.6%	16	1.1%	19	1.3%	11	0.8%	9	0.7%
RRV	University College London Hospitals NHS Foundation Trust	1,459	1,533	1,624	1,476	72	1296			76	1345			66	1401			81	1,259			91	6.2%	112	7.3%	157	9.7%	136	9.2%
RJE	University Hospital Of North Staffordshire NHS Trust	1,405	1,405	1,424	1,470	865	540	38.4%	35.9% - 41.0%	837	568	40.4%	37.9% - 43.0%	850	574	40.3%	37.8% - 42.9%	910	560	38.1%	35.6% - 40.6%	0	0.0%	0	0.0%	0	0.0%	0	0.0%
RM2	University Hospital Of South Manchester NHS Foundation Trust	1,059	1,142	1,133	999	246	799	75.4%	72.8% - 77.9%	251	892	77.2%	74.7% - 79.6%	251	874	77.1%	74.6% - 79.5%	235	755	75.6%	72.8% - 78.1%	14	1.3%	9	0.8%	8	0.7%	9	0.9%
RHM	University Hospital Southampton NHS Foundation Trust	1,429	1,467	1,476	1,404	275	1118	78.2%	76.0% - 80.3%	304	1133	77.2%	75.0% - 79.3%	315	1118	75.7%	73.5% - 77.9%	286	1,085	77.3%	75.0% - 79.4%	36	2.5%	30	2.0%	43	2.9%	33	2.4%
RA7	University Hospitals Bristol NHS Foundation Trust	1,324	1,442	1,320	1,335	180	1098	82.9%	80.8% - 84.9%	218	1167	80.9%	78.6% - 82.9%	199	1070	81.1%	78.9% - 83.1%	184	1,105	82.8%	80.7% - 84.7%	46	3.5%	57	4.0%	51	3.9%	46	3.4%
RKB	University Hospitals Coventry and Warwickshire NHS Trust	1,425	1,487	1,523	1,460	319	1106	77.6%	75.4% - 79.7%	324	1163	78.2%	76.0% - 80.2%	303	1220	80.1%	78.0% - 82.0%	306	1,154	79.0%	76.9% - 81.1%	0	0.0%	0	0.0%	0	0.0%	0	0.0%
RWE	University Hospitals Of Leicester NHS Trust	2,462	2,617	2,522	2,532	747	1714	69.6%	67.8% - 71.4%	803	1814	69.3%	67.5% - 71.1%	787	1734	68.8%	66.9% - 70.5%	766	1,765	69.7%	67.9% - 71.5%	1	0.0%	0	0.0%	1	0.0%	1	0.0%
RTX	University Hospitals Of Morecambe Bay NHS Foundation Trust	792	845	815	802	210	577	72.9%	69.7% - 75.8%	271	552	65.3%	62.1% - 68.5%	255	531	65.2%	61.8% - 68.3%	267	516	64.3%	61.0% - 67.6%	5	0.6%	22	2.6%	29	3.6%	19	2.4%
RBK	Walsall Healthcare NHS Trust	1,135	1,254	1,118	1,134	395	737	64.9%	62.1% - 67.7%	442	805	64.2%	61.5% - 66.8%	387	720	64.4%	61.5% - 67.2%	438	687	60.6%	57.7% - 63.4%	3	0.3%	7	0.6%	11	1.0%	9	0.8%
RWW	Warrington and Halton Hospitals NHS Foundation Trust	743	858	771	766	282	453	61.0%	57.4% - 64.4%	314	539	62.8%	59.5% - 66.0%	295	472	61.2%	57.7% - 64.6%	274	487	63.6%	60.1% - 66.9%	8	1.1%	5	0.6%	4	0.5%	5	0.7%
RWG	West Hertfordshire Hospitals NHS Trust	1,379	1,469	1,461	1,376	356	1022	74.1%	71.7% - 76.4%	369	1100	74.9%	72.6% - 77.0%	377	1084	74.2%	71.9% - 76.4%	339	1,037	75.4%	73.0% - 77.6%	1	0.1%	0	0.0%	0	0.0%	0	0.0%
RFW	West Middlesex University Hospital NHS Trust	1,219	1,223	1,251	1,076	104	1109	91.0%	89.2% - 92.5%	101	1114	91.1%	89.4% - 92.6%	77	1165	93.1%	91.6% - 94.4%	69	999	92.8%	91.1% - 94.2%	6	0.5%	8	0.7%	9	0.7%	8	0.7%
RGR	West Suffolk NHS Foundation Trust	666	651	626	600	140																							

Table 5: Initiation of breastfeeding, 2013/14 Outturn, by NHS Trust

Source: NHS England
Crown Copyright © 2014



Code	Name	Number of maternities (1)	Maternities where breastfeeding was known (2)				Maternities whose breastfeeding status not known (3)	
		2013/14 OT	2013/14 OT				2013/14 OT	
		No.	No. not initiated	No. initiated	%	95% confidence interval	No.	%
RCF	Airedale NHS Foundation Trust	2,252	480	1761	78.2%	76.4% - 79.9%	11	0.5%
RTK	Ashford and St Peter's Hospitals NHS Foundation Trust	3,960	625	3315	83.7%	82.5% - 84.8%	20	0.5%
RF4	Barking, Havering and Redbridge University Hospitals NHS Trust	7,758	1574	6032	77.8%	76.8% - 78.7%	152	2.0%
RVL	Barnet and Chase Farm Hospitals NHS Trust	5,729	841	4888	85.3%	84.4% - 86.2%	0	0.0%
RFF	Barnsley Hospital NHS Foundation Trust	2,748	916	1832	66.7%	64.9% - 68.4%	0	0.0%
R1H	Barts Health NHS Trust	4,401	330	2844			1227	27.9%
RDD	Basildon and Thurrock University Hospitals NHS Foundation Trust	4,498	1308	3176	70.6%	69.3% - 71.9%	14	0.3%
RC1	Bedford Hospital NHS Trust	2,981	575	2396	80.4%	78.9% - 81.8%	10	0.3%
RLU	Birmingham Women's NHS Foundation Trust	8,088	1953	6022	74.5%	73.5% - 75.4%	113	1.4%
RXL	Blackpool Teaching Hospitals NHS Foundation Trust	2,860	1025	1833	64.1%	62.3% - 65.8%	2	0.1%
RMC	Bolton NHS Foundation Trust	6,010	2187	3823	63.6%	62.4% - 64.8%	0	0.0%
RAE	Bradford Teaching Hospitals NHS Foundation Trust	5,837	1842	3924	67.2%	66.0% - 68.4%	71	1.2%
RXH	Brighton and Sussex University Hospitals NHS Trust	5,762	638	5062	87.9%	87.0% - 88.7%	62	1.1%
RXQ	Buckinghamshire Healthcare NHS Trust							
RJF	Burton Hospitals NHS Foundation Trust	3,258	940	2318	71.1%	69.6% - 72.7%	0	0.0%
RWY	Calderdale and Huddersfield NHS Foundation Trust	5,745	1084	4636	80.7%	79.7% - 81.7%	25	0.4%
RGT	Cambridge University Hospitals NHS Foundation Trust	5,625	638	4971	88.4%	87.5% - 89.2%	16	0.3%
RW3	Central Manchester University Hospitals NHS Foundation Trust	8,607	2989	5617	65.3%	64.2% - 66.3%	1	0.0%
RQM	Chelsea and Westminster Hospital NHS Foundation Trust	4,844	415	4429			0	0.0%
RFS	Chesterfield Royal Hospital NHS Foundation Trust	2,754	653	2101	76.3%	74.7% - 77.8%	0	0.0%
RLN	City Hospitals Sunderland NHS Foundation Trust	3,145	1350	1795	57.1%	55.3% - 58.8%	0	0.0%
RDE	Colchester Hospital University NHS Foundation Trust	3,865	834	3026	78.3%	77.0% - 79.6%	5	0.1%
5QP	Cornwall And Isles Of Scilly PCT							
RJR	Countess Of Chester Hospital NHS Foundation Trust	2,507	830	1677	66.9%	65.0% - 68.7%	0	0.0%
RXP	County Durham and Darlington NHS Foundation Trust	5,221	2116	3105			0	0.0%
RJ6	Croydon Health Services NHS Trust	3,952	467	3421	86.6%	85.5% - 87.6%	64	1.6%
RN7	Dartford and Gravesham NHS Trust	4,867	1574	3167	65.1%	63.7% - 66.4%	126	2.6%
RTG	Derby Hospitals NHS Foundation Trust	5,805	1544	4261	73.4%	72.3% - 74.5%	0	0.0%
5QQ	Devon PCT							
RP5	Doncaster and Bassetlaw Hospitals NHS Foundation Trust	5,182	1764	3418	66.0%	64.7% - 67.2%	0	0.0%
RBD	Dorset County Hospital NHS Foundation Trust	2,028	353	1637	80.7%	78.9% - 82.4%	38	1.9%
5QM	Dorset PCT							
RC3	Ealing Hospital NHS Trust	2,522	269	2196			57	2.3%
RWH	East and North Hertfordshire NHS Trust							
RJN	East Cheshire NHS Trust	1,842	436	1310			96	5.2%
RVV	East Kent Hospitals University NHS Foundation Trust	6,808	1808	4702	69.1%	68.0% - 70.2%	298	4.4%
RXR	East Lancashire Hospitals NHS Trust	6,403	1806	4597	71.8%	70.7% - 72.9%	0	0.0%
RXC	East Sussex Healthcare NHS Trust							
RVR	Epsom and St Helier University Hospitals NHS Trust	4,947	727	4220	85.3%	84.3% - 86.3%	0	0.0%
RDU	Frimley Park Hospital NHS Foundation Trust	5,262	769	4425	84.1%	83.1% - 85.1%	68	1.3%
RR7	Gateshead Health NHS Foundation Trust	1,729	546	1183	68.4%	66.2% - 70.6%	0	0.0%
RLT	George Eliot Hospital NHS Trust	2,013	808	1184			21	1.0%
RTE	Gloucestershire Hospitals NHS Foundation Trust	4,717	949	3768			0	0.0%
5QH	Gloucestershire PCT							
RN3	Great Western Hospitals NHS Foundation Trust	8,972	1643	7294	81.3%	80.5% - 82.1%	35	0.4%
RJ1	Guy's and St Thomas' NHS Foundation Trust	6,417	400	5895	91.9%	91.2% - 92.5%	122	1.9%
RN5	Hampshire Hospitals NHS Foundation Trust	5,607	1067	4540	81.0%	79.9% - 82.0%	0	0.0%
RCD	Harrogate and District NHS Foundation Trust	1,937	290	1633	84.3%	82.6% - 85.9%	14	0.7%
RR1	Heart Of England NHS Foundation Trust	10,225	3082	7139	69.8%	68.9% - 70.7%	4	0.0%
RD7	Heatherwood and Wexham Park Hospitals NHS Foundation Trust	1,033	211	822			0	0.0%
RQQ	Hinchingbrooke Health Care NHS Trust	2,279	487	1792	78.6%	76.9% - 80.3%	0	0.0%
RQX	Homerton University Hospital NHS Foundation Trust	5,832	498	5334	91.5%	90.7% - 92.2%	0	0.0%
RWA	Hull and East Yorkshire Hospitals NHS Trust	5,514	1824	3690	66.9%	65.7% - 68.2%	0	0.0%
RYJ	Imperial College Healthcare NHS Trust	8,590	769	7591	88.4%	87.7% - 89.0%	230	2.7%
RGQ	Ipswich Hospital NHS Trust	3,611	784	2809	77.8%	76.4% - 79.1%	18	0.5%
R1F	Isle Of Wight NHS Trust	1,296	311	985	76.0%	73.6% - 78.2%	0	0.0%
RGP	James Paget University Hospitals NHS Foundation Trust	2,104	579	1503	71.4%	69.5% - 73.3%	22	1.0%
RNQ	Kettering General Hospital NHS Foundation Trust	3,665	1098	2389	65.2%	63.6% - 66.7%	178	4.9%
RJZ	King's College Hospital NHS Foundation Trust	5,360	545	4562			253	4.7%
RAX	Kingston Hospital NHS Foundation Trust	5,737	452	5176	90.2%	89.4% - 91.0%	109	1.9%
RXN	Lancashire Teaching Hospitals NHS Foundation Trust	4,410	1356	3054	69.3%	67.9% - 70.6%	0	0.0%
RR8	Leeds Teaching Hospitals NHS Trust	8,997	2293	6704	74.5%	73.6% - 75.4%	0	0.0%
RJ2	Lewisham and Greenwich NHS Trust	6,088	853	4898			337	5.5%
REP	Liverpool Women's NHS Foundation Trust	8,046	3786	4260	52.9%	51.9% - 54.0%	0	0.0%
RC9	Luton and Dunstable University Hospital NHS Foundation Trust	5,146	1250	3896	75.7%	74.5% - 76.9%	0	0.0%
RWF	Maidstone and Tunbridge Wells NHS Trust	5,391	897	4409	81.8%	80.7% - 82.8%	85	1.6%
RPA	Medway NHS Foundation Trust	4,916	1586	3330	67.7%	66.4% - 69.0%	0	0.0%
RBT	Mid Cheshire Hospitals NHS Foundation Trust	2,730	956	1774	65.0%	63.2% - 66.7%	0	0.0%
RQ8	Mid Essex Hospital Services NHS Trust	4,344	993	3260	75.0%	73.7% - 76.3%	91	2.1%
RJD	Mid Staffordshire NHS Foundation Trust	1,702	469	1233	72.4%	70.3% - 74.5%	0	0.0%
RXF	Mid Yorkshire Hospitals NHS Trust	6,489	2636	3853	59.4%	58.2% - 60.6%	0	0.0%
RD8	Milton Keynes Hospital NHS Foundation Trust	3,787	232	2237			1318	34.8%
RM1	Norfolk and Norwich University Hospitals NHS Foundation Trust	5,830	1033	4797	82.3%	81.3% - 83.2%	0	0.0%
RVJ	North Bristol NHS Trust	4,551	730	3606			215	4.7%
RNL	North Cumbria University Hospitals NHS Trust	3,080	1035	2035	66.1%	64.4% - 67.7%	10	0.3%
RAP	North Middlesex University Hospital NHS Trust	4,128	1162	2941	71.2%	69.8% - 72.6%	25	0.6%
5M8	North Somerset PCT							
RVW	North Tees and Hartlepool NHS Foundation Trust	3,215	1551	1644	51.1%	49.4% - 52.9%	20	0.6%
RV8	North West London Hospitals NHS Trust	4,927	782	4120	83.6%	82.6% - 84.6%	25	0.5%
RNS	Northampton General Hospital NHS Trust	4,524	980	3544	78.3%	77.1% - 79.5%	0	0.0%
RBZ	Northern Devon Healthcare NHS Trust	1,551	288	1209	77.9%	75.8% - 79.9%	54	3.5%
RJL	Northern Lincolnshire and Goole NHS Foundation Trust	4,464	1465	2934	65.7%	64.3% - 67.1%	65	1.5%
RTF	Northumbria Healthcare NHS Foundation Trust	2,487	923	1560	62.7%	60.8% - 64.6%	4	0.2%
RX1	Nottingham University Hospitals NHS Trust	9,689	1808	6990			891	9.2%
RTH	Oxford University Hospitals NHS Trust	8,201	1433	6602	80.5%	79.6% - 81.3%	166	2.0%
RW6	Pennine Acute Hospitals NHS Trust	9,895	3131	6649	67.2%	66.3% - 68.1%	115	1.2%
RGN	Peterborough and Stamford Hospitals NHS Foundation Trust	4,781	1133	3553	74.3%	73.1% - 75.5%	95	2.0%
RK9	Plymouth Hospitals NHS Trust	4,352	1034	3276	75.3%	74.0% - 76.5%	42	1.0%
5F1	Plymouth Teaching PCT							
RD3	Poole Hospital NHS Foundation Trust	4,529	693	3527			309	6.8%
RHU	Portsmouth Hospitals NHS Trust	5,870	1699	3885	66.2%	65.0% - 67.4%	286	4.9%
RHW	Royal Berkshire NHS Foundation Trust	5,586	1080	4472	80.1%	79.0% - 81.1%	34	0.6%
REF	Royal Cornwall Hospitals NHS Trust	4,510	1120	3066			324	7.2%
RH8	Royal Devon and Exeter NHS Foundation Trust	3,964	831	3069	77.4%	76.1% - 78.7%	64	1.6%
RAL	Royal Free London NHS Foundation Trust	2,939	132	2689	91.5%	90.4% - 92.4%	118	4.0%
RA2	Royal Surrey County Hospital NHS Foundation Trust	3,113	552	2561	82.3%	80.9% - 83.6%	0	0.0%
RNZ	Salisbury NHS Foundation Trust	2,348	383	1965	83.7%	82.1% - 85.1%	0	0.0%
RXK	Sandwell and West Birmingham Hospitals NHS Trust							
RHQ	Sheffield Teaching Hospitals NHS Foundation Trust	7,029	0	5649			1380	19.6%
RK5	Sherwood Forest Hospitals NHS Foundation Trust	3,263	1097	2083	63.8%	62.2% - 65.5%	83	2.5%
RXW	Shrewsbury and Telford Hospital NHS Trust	4,607	1223	3329	72.3%	70.9% - 73.5%	55	1.2%
5QL	Somerset PCT							
RA9	South Devon Healthcare NHS Foundation Trust							
5A3	South Gloucestershire PCT							
RYQ	South London Healthcare NHS Trust							
RTR	South Tees Hospitals NHS Foundation Trust	5,328	2073	3211	60.3%	58.9% - 61.6%	44	0.8%
RE9	South Tyneside NHS Foundation Trust	1,376	618	758	55.1%	52.4% - 57.7%	0	0.0%
RJC	South Warwickshire NHS Foundation Trust	2,670	479	2108	79.0%	77.4% - 80.5%	83	3.1%
RAJ	Southend University Hospital NHS Foundation Trust	948	219	616			113	11.9%
RVY	Southport and Ormskirk Hospital NHS Trust	2,764	1052	1695	61.3%	59.5% - 63.1%	17	0.6%

Table 5: Initiation of breastfeeding, 2013/14 Outturn, by NHS Trust

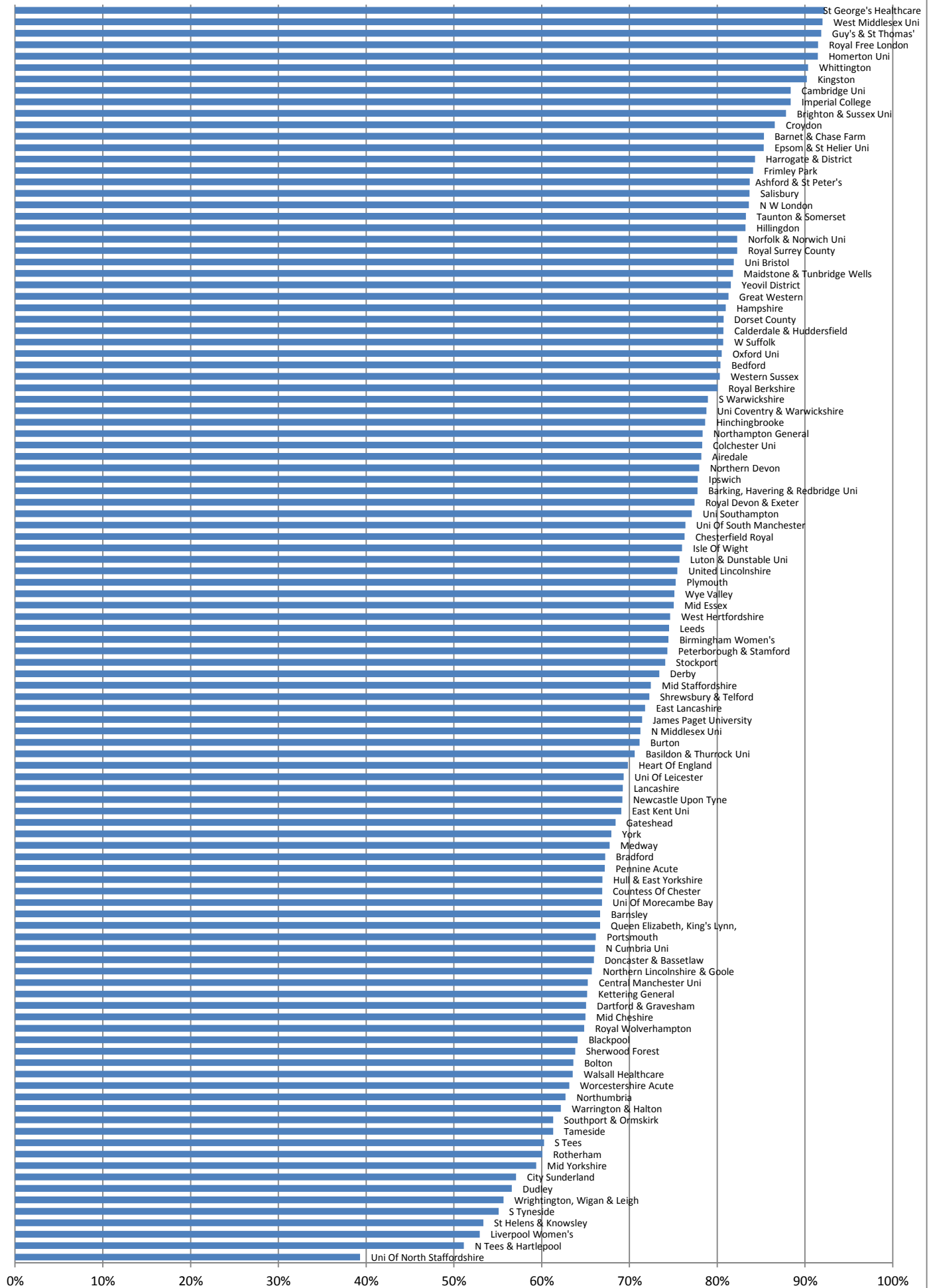
Source: NHS England
Crown Copyright © 2014



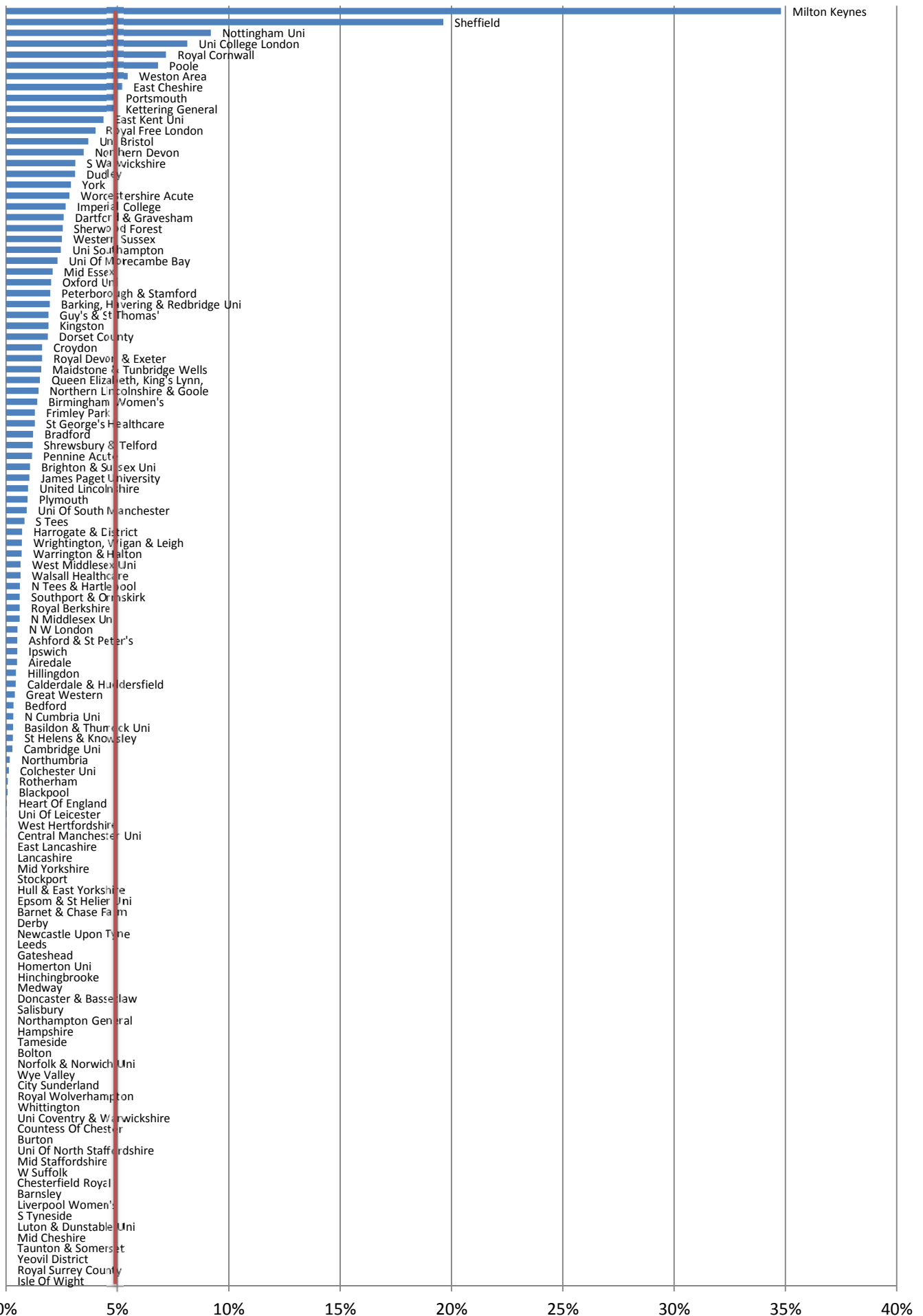
		Number of maternities (1)	Maternities where breastfeeding was known (2)				Maternities whose breastfeeding status not known (3)		
		2013/14 OT	2013/14 OT				2013/14 OT		
			No. not initiated	No. initiated	%	95% confidence interval		No.	%
Code	Name	No.							
RJ7	St George's Healthcare NHS Trust	4,876	315	4498	92.2%	91.5% - 93.0%		63	1.3%
RBN	St Helens and Knowsley Hospitals NHS Trust	3,561	1650	1900	53.4%	51.7% - 55.0%		11	0.3%
RWJ	Stockport NHS Foundation Trust	3,460	897	2563	74.1%	72.6% - 75.5%		0	0.0%
RTP	Surrey and Sussex Healthcare NHS Trust								
5K3	Swindon PCT								
RMP	Tameside Hospital NHS Foundation Trust	2,504	969	1535	61.3%	59.4% - 63.2%		0	0.0%
RBA	Taunton and Somerset NHS Foundation Trust	3,222	539	2683	83.3%	81.9% - 84.5%		0	0.0%
RNA	The Dudley Group NHS Foundation Trust	4,556	1836	2579	56.6%	55.2% - 58.0%		141	3.1%
RAS	The Hillingdon Hospitals NHS Foundation Trust	4,041	660	3363	83.2%	82.0% - 84.3%		18	0.4%
RTD	The Newcastle Upon Tyne Hospitals NHS Foundation Trust	6,871	2117	4754	69.2%	68.1% - 70.3%		0	0.0%
RQW	The Princess Alexandra Hospital NHS Trust								
RCX	The Queen Elizabeth Hospital, King's Lynn, NHS Foundation Trust	2,240	713	1493	66.7%	64.7% - 68.6%		34	1.5%
RFR	The Rotherham NHS Foundation Trust	2,550	1016	1532	60.1%	58.2% - 62.0%		2	0.1%
RDZ	The Royal Bournemouth and Christchurch Hospitals NHS Foundation Trust	78	19	58				1	1.3%
RL4	The Royal Wolverhampton NHS Trust	4,130	1452	2678	64.8%	63.4% - 66.3%		0	0.0%
RKE	The Whittington Hospital NHS Trust	3,814	368	3446	90.4%	89.4% - 91.2%		0	0.0%
TAL	Torbay Care Trust								
RWD	United Lincolnshire Hospitals NHS Trust	5,600	1319	4226	75.5%	74.3% - 76.6%		55	1.0%
RRV	University College London Hospitals NHS Foundation Trust	6,092	295	5301			496	8.1%	
RJE	University Hospital Of North Staffordshire NHS Trust	5,704	3462	2242	39.3%	38.0% - 40.6%		0	0.0%
RM2	University Hospital Of South Manchester NHS Foundation Trust	4,333	983	3310	76.4%	75.1% - 77.6%		40	0.9%
RHM	University Hospital Southampton NHS Foundation Trust	5,776	1180	4454	77.1%	76.0% - 78.2%		142	2.5%
RA7	University Hospitals Bristol NHS Foundation Trust	5,421	781	4440	81.9%	80.9% - 82.9%		200	3.7%
RKB	University Hospitals Coventry and Warwickshire NHS Trust	5,895	1252	4643	78.8%	77.7% - 79.8%		0	0.0%
RWE	University Hospitals Of Leicester NHS Trust	10,133	3103	7027	69.3%	68.4% - 70.2%		3	0.0%
RTX	University Hospitals Of Morecambe Bay NHS Foundation Trust	3,254	1003	2176	66.9%	65.2% - 68.5%		75	2.3%
RBK	Walsall Healthcare NHS Trust	4,641	1662	2949	63.5%	62.1% - 64.9%		30	0.6%
RWW	Warrington and Halton Hospitals NHS Foundation Trust	3,138	1165	1951	62.2%	60.5% - 63.9%		22	0.7%
RWG	West Hertfordshire Hospitals NHS Trust	5,685	1441	4243	74.6%	73.5% - 75.7%		1	0.0%
RFW	West Middlesex University Hospital NHS Trust	4,769	351	4387	92.0%	91.2% - 92.7%		31	0.7%
RGR	West Suffolk NHS Foundation Trust	2,543	491	2052	80.7%	79.1% - 82.2%		0	0.0%
RYR	Western Sussex Hospitals NHS Foundation Trust	5,195	894	4171	80.3%	79.2% - 81.3%		130	2.5%
RA3	Weston Area Health NHS Trust	238	38	187			13	5.5%	
5QK	Wiltshire PCT								
RBL	Wirral University Teaching Hospital NHS Foundation Trust	2,984	1251	1680			53	1.8%	
RWP	Worcestershire Acute Hospitals NHS Trust	5,807	1975	3667	63.1%	61.9% - 64.4%		165	2.8%
RRF	Wrightington, Wigan and Leigh NHS Foundation Trust	2,965	1294	1650	55.6%	53.9% - 57.4%		21	0.7%
RLQ	Wye Valley NHS Trust	1,579	393	1186	75.1%	72.9% - 77.2%		0	0.0%
RA4	Yeovil District Hospital NHS Foundation Trust	1,550	286	1264	81.5%	79.5% - 83.4%		0	0.0%
RCB	York Teaching Hospital NHS Foundation Trust	4,906	1430	3333	67.9%	66.6% - 69.2%		143	2.9%

- Notes:
- 1. Red cells mean that no. of maternities does not meet validation criteria (see definitions sheet for details).
 - 2. Blank cells mean that data do not meet validation criteria (see definitions sheet for details).
 - 3. Shaded cells mean that percentage of mothers' whose breastfeeding status was recorded falls short of data quality standard of 95%.

**Mothers initiating breastfeeding as a percentage of maternities
by NHS Trusts in England 2013/14 OT**
NHS Trusts with < 5% not Knowns & passing maternities checks



**Mothers not known initiating breastfeeding as a percentage of maternities
by NHS Trusts in England 2013/14 OT
2013/14 Quarter Actual v Not known target 5%**



Source: NHS England
Crown Copyright © 2014

Standards and Quality Analytical Team (SQAT)

Table 6: Initiation of breastfeeding, by CCG and Area Team - Quarterly 2013/14

Source: NHS England
Crown Copyright © 2014

Code Name	Number of maternities (1)				Maternities where breastfeeding was known (2)				Maternities where breastfeeding status not known (3)								
	2013/14 Q1				2013/14 Q2				2013/14 Q3								
	No. not initiated	No.	No.	%	No. not initiated	No.	No.	%	No. not initiated	No.	No.	%					
006 NHS Bedfordshire CCG	1,099	1,138	1,053	1,024	222	847			224	865			224	813			
039 NHS Corby CCG	255	259	259	259	14	244	62.7%	60.9%	78	165	64.5%	61.9%	246	369	73.9%		
008 NHS East and North Hampshire CCG	217	242	210	187	42	173			44	190			33	148			
008 NHS Hare Valley CCG	1,068	1,108	1,068	1,068	387	1,227			405	1,237	365	1,212	30	127			
009 NHS Luton CCG	628	919	873	848	164	683	80.1%	77.2%	218	701	76.3%	74.3%	190	607	77.5%		
008 NHS Milton Keynes CCG	915	1,018	915	915	51	628			67	535			77	532			
040 NHS New CCG	1,879	1,978	1,825	1,788	473	1,370	72.9%	70.9%	1,445	4,465	1,435	74.5%	73.9%	74.5%	399	1,313	71.9%
039 NHS North Leicestershire and Rutland CCG	795	773	795	795	719	219	534	73.2%	69.3%	741	582	73.2%	69.3%	198	516	78.9%	
040 NHS Leicester City CCG	1,262	1,349	1,234	1,275	362	887	71.1%	68.3%	73.3%	372	922	71.3%	68.3%	351	923	74.3%	
040 NHS Lincolnshire East CCG	429	478	429	429	238	439	81.8%	79.3%	249	430	78.7%	71.9%	58	208	78.7%		
040 NHS Lincolnshire West CCG	633	650	616	612	179	446	70.5%	66.8%	73.3%	166	440	71.4%	67.9%	199	409	66.8%	
040 NHS South Leicestershire CCG	373	362	408	422	72	298	79.5%	74.1%	85	319	78.2%	73.9%	86	330	78.2%		
040 NHS South West Lincolnshire CCG	291	318	291	291	238	439	81.8%	79.3%	249	430	78.7%	71.9%	58	208	78.7%		
040 NHS West Leicestershire CCG	332	877	915	887	270	558			317	959	65.0%	61.9%	281	597	64.5%		
050 NHS Cambridgeshire CCG	186	186	186	186	186	186	186	186	186	186	186	186	186	186	186	186	
050 NHS Shropshire and Staffordshire Area Team	344	452	397	390	88	258	74.4%	68.3%	71.1%	110	292	72.6%	68.3%	102	277	72.6%	
050 NHS Shropshire and Staffordshire Area Team	473	464	487	503	255	218	46.1%	44.1%	236	235	45.9%	44.1%	236	235	45.9%		
050 NHS Shropshire and Staffordshire Area Team	659	656	637	641	160	488	75.6%	71.9%	138	512	74.9%	71.9%	170	466	72.7%		
050 NHS Shropshire and Staffordshire Area Team	547	533	546	503	167	379	69.3%	70.3%	162	389	69.2%	69.2%	159	390	71.4%		
050 NHS Stafford and Sandwich CCG	588	588	588	588	588	588	588	588	588	588	588	588	588	588	588	588	
050 NHS Stoke on Trent CCG	885	901	902	900	571	314	35.5%	24.9%	30.1%	568	337	32.9%	24.9%	555	347	38.5%	
050 NHS Telford and Wrekin CCG	150	150	150	150	177	370	82.7%	80.3%	162	378	88.9%	84.3%	159	358	87.1%		
116 NHS Bath and North East Somerset CCG	473	477	485	405	77	393	83.1%	79.4%	62	400	83.9%	80.3%	65	419	86.4%		
044 Bath, Gloucestershire, Swindon and Wiltshire Area Team	1,551	1,594	1,565	1,565	340	1,217	78.0%	75.9%	357	1,364	85.5%	78.9%	305	1,280	90.2%		
044 Bath, Gloucestershire, Swindon and Wiltshire Area Team	709	728	717	714	150	555	78.3%	75.1%	81.2%	162	590	78.4%	75.2%	159	553	77.9%	
044 Bath, Gloucestershire, Swindon and Wiltshire Area Team	1,548	1,207	1,337	1,147	214	901	82.6%	80.7%	84.4%	220	964	81.4%	79.1%	220	964	81.4%	
116 NHS Bristol CCG	1,460	1,534	1,577	912	241	1,323	81.0%	81.0%	81.0%	113	1,295	82.1%	81.0%	113	1,295	82.1%	
117 NHS North Somerset CCG	524	587	546	571	75	435	83.0%	76.0%	80.1%	88	474	80.1%	76.0%	86	439	80.4%	
115 NHS North Somerset CCG	1,204	1,241	1,204	1,204	1,204	1,204	1,204	1,204	1,204	1,204	1,204	1,204	1,204	1,204	1,204	1,204	
124 NHS South Gloucestershire CCG	706	738	695	611	129	548	77.6%	74.1%	152	569	80.7%	76.7%	111	545			
116 NHS Kernow CCG	498	1,133	1,256	1,256	109	1,017	80.8%	80.8%	80.8%	364	1,043	82.8%	80.8%	314	1,043	82.8%	
09P NHS Northern, Eastern and Western Devon CCG	2,262	2,282	2,245	2,191	449	1,587			502	1,747	76.8%	74.8%	515	1,681	75.3%		
092 NHS South Devon and Torbay CCG	67	67	67	67	67	67	67	67	67	67	67	67	67	67	67	67	
09C NHS Ashford CCG	371	340	334	353	96	383	70.9%	66.1%	75.3%	79	257	74.3%	68.4%	78.9%	76	246	
09E NHS Canterbury and Coastal CCG	439	477	455	446	113	310	70.9%	66.1%	75.3%	119	322			113	310		
09J NHS Dartford, Gravesham and Swale CCG	737	866	758	737	255	513	64.4%	61.9%	67.6%	285	511	62.9%	60.9%	277	511	62.9%	
09W NHS Medway CCG	830	880	895	845	233	574	68.2%	72.6%	78.2%	302	630	64.9%	67.4%	270	575	68.0%	
10A NHS South Kent Coast CCG	846	846	846	846	846	846	846	846	846	846	846	846	846	846	846	846	
10J NHS Swale CCG	352	321	338	339	115	236	67.0%	60.2%	71.7%	127	193	60.1%	54.7%	123	213	63.0%	
09H NHS Thanet CCG	402	393	402	393	104	281	70.3%	64.9%	70.6%	106	247	68.0%	61.4%	103	265	65.4%	
09H NHS West Kent CCG	1,272	1,321	1,233	1,255	235	1,018	81.0%	77.9%	82.1%	268	1,065	80.6%	78.4%	227	1,000	79.7%	
09H NHS Brighton and Hove CCG	744	733	775	702	74	655	88.0%	85.5%	84	631	86.1%	82.4%	84	624	85.9%		
09H NHS Coastal West Sussex CCG	1,162	1,200	1,162	1,162	214	912	79.0%	77.4%	80.1%	279	79.0%	77.4%	80.1%	162	853		
09H NHS Crawley CCG	64	80	58	57	9	54			9	54			17	60			
09H NHS East Sussex CCG	74	74	74	74	74	74	74	74	74	74	74	74	74	74	74	74	
09F NHS Eastbourne, Hastings and Seaford CCG	39	51	66	79	8	30			9	42			13	48			
09H NHS Gillingham and Waverley CCG	553	554	553	553	89	464	83.9%	80.0%	80.0%	89	464	83.9%	80.0%	89	464	83.9%	
09H NHS Hastings and Rother CCG	14	7	9	11	2	4			1	5			3	67			
09K NHS High Weald Lewes Havens CCG	292	292	292	292	292	292	292	292	292	292	292	292	292	292	292	292	
09H NHS Horsham and Mid Sussex CCG	477	478	478	478	478	478	478	478	478	478	478	478	478	478	478	478	
09H NHS North West Sussex CCG	1,072	1,101	1,072	1,072	1,072	1,101	1,072	1,072	1,072	1,101	1,072	1,072	1,072	1,101	1,072	1,072	
09H NHS Surrey Downs CCG	1,066	1,066	1,066	1,066	1,066	1,066	1,066	1,066	1,066	1,066	1,066	1,066	1,066	1,066	1,066	1,066	
10C NHS Surrey Heath CCG	235	236	237	250	33	218	84.9%	79.6%	80.4%	41	190			38	195		
10Y NHS Arun Valley CCG	66	66	66	66	7	59			7	52			8	50			
10H NHS Blackland and Asot CCG	355	364	355	405	61	391	82.0%	77.6%	80.5%	60	392	83.0%	78.0%	60	393	85.4%	
10H NHS Clifton CCG	81	85	78	259	7	70			5	57			43	209			
10M NHS Newbury and Reading CCG	315	311	292	335	66	247	78.4%	73.5%	82.6%	62	248	79.7%	74.9%	62	247	82.7%	
10H NHS North & West Reading CCG	346	334	339	310	55												

Table 7: Initiation of breastfeeding, by CCG and Area Team - 2013/14 Outturn

Source: NHS England
Crown Copyright © 2014



		Number of maternities (1)	Maternities where breastfeeding was known (2)				Maternities whose breastfeeding status not known (3)		
		2013/14 OT	2013/14 OT				2013/14 OT		
Code	Name	No.	No. not initiated	No. initiated	%	95% confidence interval	No. not initiated	%	ONS Code
Q00	England	586,481	141,477	433,168			11,836	2.0%	
Q44	Cheshire, Warrington And Wirral Area Team	12,762	4,325	8,277	64.9%	64.0% - 65.7%	160	1.3%	
Q45	Durham, Darlington And Tees Area Team	13,356	5,873	7,443	55.7%	54.9% - 56.6%	40	0.3%	
Q46	Greater Manchester Area Team	37,080	12,315	24,590	66.3%	65.8% - 66.8%	175	0.5%	
Q47	Lancashire Area Team	16,387	5,068	11,260	68.7%	68.0% - 69.4%	59	0.4%	
Q48	Merseyside Area Team	13,669	6,349	7,295	53.4%	52.5% - 54.2%	25	0.2%	
Q49	Cumbria, Northumberland, Tyne And Wear Area Team	19,661	6,812	12,801	65.1%	64.4% - 65.8%	48	0.2%	
Q50	North Yorkshire And Humber Area Team	17,035	5,046	11,762	69.0%	68.3% - 69.7%	227	1.3%	
Q51	South Yorkshire And Bassetlaw Area Team	16,912	3,560	12,002			1,350	8.0%	
Q52	West Yorkshire Area Team	29,828	8,393	21,324	71.5%	71.0% - 72.0%	111	0.4%	
Q53	Arden, Herefordshire And Worcestershire Area Team	17,810	4,857	12,687	71.2%	70.6% - 71.9%	266	1.5%	
Q54	Birmingham And The Black Country Area Team	29,655	9,345	20,019			291	1.0%	
Q55	Derbyshire And Nottinghamshire Area Team	21,977	5,334	15,700	71.4%	70.8% - 72.0%	943	4.3%	
Q56	East Anglia Area Team	26,438	5,386	20,877	79.0%	78.5% - 79.5%	175	0.7%	
Q57	Essex Area Team	14,592	3,505	10,786			301	2.1%	
Q58	Hertfordshire And The South Midlands Area Team	27,405	5,833	20,033			1,539	5.6%	
Q59	Leicestershire And Lincolnshire Area Team	19,199	5,205	13,827	72.0%	71.4% - 72.6%	167	0.9%	
Q60	Shropshire And Staffordshire Area Team	16,645	6,479	10,098	60.7%	59.9% - 61.4%	68	0.4%	
Q64	Bath, Gloucestershire, Swindon And Wiltshire Area Team	14,337	2,731	11,547			59	0.4%	
Q65	Bristol, North Somerset, Somerset And South Gloucestershire Area Team	15,387	2,438	12,545			406	2.6%	
Q66	Devon, Cornwall And Isles Of Scilly Area Team	14,504	3,299	10,716			489	3.4%	
Q67	Kent And Medway Area Team	20,009	5,365	14,174	70.8%	70.2% - 71.5%	470	2.3%	
Q68	Surrey And Sussex Area Team	21,309	3,033	18,010			266	1.2%	
Q69	Thames Valley Area Team	17,024	3,044	13,754			226	1.3%	
Q70	Wessex Area Team	28,480	5,858	21,819	76.6%	76.1% - 77.1%	803	2.8%	
Q71	London Area Team	105,020	12,026	89,822			3,172	3.0%	
01C	NHS Eastern Cheshire CCG	1,952	440	1,423	72.9%	70.9% - 74.8%	89	4.6%	E38000056
01R	NHS South Cheshire CCG	1,754	585	1,166			3	0.2%	E38000151
02D	NHS Vale Royal CCG	1,126	444	682	60.6%	57.7% - 63.4%	0	0.0%	E38000189
02E	NHS Warrington CCG	2,346	765	1,566	66.8%	64.8% - 68.6%	15	0.6%	E38000194
02F	NHS West Cheshire CCG	2,482	800	1,681	67.7%	65.9% - 69.5%	1	0.0%	E38000196
12F	NHS Wirral CCG	3,162	1,291	1,759			52	1.7%	E38000208
00C	NHS Darlington CCG	1,228	454	773	62.9%	60.2% - 65.6%	1	0.1%	E38000042
00D	NHS Durham Dales, Easington And Sedgfield CCG	2,871	1,286	1,581	55.1%	53.2% - 56.9%	4	0.1%	E38000047
00K	NHS Hartlepool and Stockton-On-Tees CCG	3,354	1,495	1,842	54.9%	53.2% - 56.6%	17	0.5%	E38000075
00J	NHS North Durham CCG	2,367	942	1,425	60.2%	58.2% - 62.2%	0	0.0%	E38000116
00M	NHS South Tees CCG	3,536	1,696	1,822	51.5%	49.9% - 53.2%	18	0.5%	E38000162
00T	NHS Bolton CCG	3,022	1,357	2,463	81.4%	82.9% - 85.9%	2	0.1%	E38000016
00V	NHS Bury CCG	2,401	716	1,673	69.7%	67.8% - 71.5%	12	0.5%	E38000024
00W	NHS Central Manchester CCG	3,037	849	2,185	71.9%	70.3% - 73.5%	3	0.1%	E38000032
01D	NHS Heywood, Middleton and Rochdale CCG	2,963	1,004	1,930	65.1%	63.4% - 66.8%	29	1.0%	E38000080
01M	NHS North Manchester CCG	3,016	1,038	1,957	64.9%	63.2% - 66.6%	21	0.7%	E38000123
00Y	NHS Oldham CCG	3,279	1,040	2,193	66.9%	65.3% - 68.5%	46	1.4%	E38000135
01G	NHS Salford CCG	3,467	1,325	2,138	61.7%	60.0% - 63.3%	4	0.1%	E38000143
01N	NHS South Manchester CCG	2,143	685	1,443	67.3%	65.3% - 69.3%	15	0.7%	E38000158
01W	NHS Stockport CCG	3,588	942	2,643	73.7%	72.2% - 75.1%	3	0.1%	E38000174
01Y	NHS Tameside and Glossop CCG	2,918	1,135	1,779			4	0.1%	E38000182
02A	NHS Trafford CCG	2,738	604	2,119	77.4%	75.8% - 78.9%	15	0.5%	E38000187
02H	NHS Wigan Borough CCG	3,708	1,620	2,067	55.7%	54.1% - 57.3%	21	0.6%	E38000205
00O	NHS Blackburn With Darwen CCG	2,211	601	1,609	72.8%	70.9% - 74.6%	1	0.0%	E38000014
00R	NHS Blackpool CCG	1,749	682	1,065	60.9%	58.6% - 63.2%	2	0.1%	E38000015
00X	NHS Chorley and South Ribble CCG	1,888	598	1,290	68.3%	66.2% - 70.4%	0	0.0%	E38000034
01A	NHS East Lancashire CCG	4,385	1,245	3,085			5	0.1%	E38000050
02M	NHS Fylde & Wyre CCG	1,234	373	860			1	0.1%	E38000060
01E	NHS Greater Preston CCG	2,442	749	1,692	69.3%	67.4% - 71.1%	1	0.0%	E38000065
01K	NHS Lancashire North CCG	1,489	456	993			40	2.7%	E38000093
02G	NHS West Lancashire CCG	1,039	364	666			9	0.9%	E38000200
01F	NHS Halton CCG	1,468	707	757			4	0.3%	E38000068
01J	NHS Knowsley CCG	1,756	961	789			6	0.3%	E38000091
99A	NHS Liverpool CCG	5,645	2,636	3,007	53.3%	52.0% - 54.6%	2	0.0%	E38000101
01T	NHS South Sefton CCG	1,717	848	868	50.6%	48.2% - 52.9%	1	0.1%	E38000161
01V	NHS Southport and Formby CCG	1,014	317	693	68.3%	65.4% - 71.1%	4	0.4%	E38000170
01X	NHS St Helens CCG	2,069	880	1,181	57.1%	54.9% - 59.2%	8	0.4%	E38000172
01H	NHS Cumbria CCG	4,927	1,609	3,276	66.5%	65.2% - 67.8%	42	0.9%	E38000041
00F	NHS Gateshead CCG	2,195	697	1,498	68.2%	66.3% - 70.2%	0	0.0%	E38000061
00G	NHS Newcastle North and East CCG	1,434	394	1,039	72.5%	70.1% - 74.7%	1	0.1%	E38000111
00H	NHS Newcastle West CCG	1,677	615	1,062			0	0.0%	E38000112
99C	NHS North Tyneside CCG	2,224	742	1,482	66.6%	64.6% - 68.6%	0	0.0%	E38000127
00L	NHS Northumberland CCG	2,769	908	1,857			4	0.1%	E38000130
00N	NHS South Tyneside CCG	1,569	671	898	57.2%	54.8% - 59.7%	0	0.0%	E38000163
00P	NHS Sunderland CCG	2,866	1,176	1,689	58.9%	57.1% - 60.7%	1	0.0%	E38000176
02V	NHS East Riding Of Yorkshire CCG	2,624	724	1,890			10	0.4%	E38000052
03D	NHS Hambleton, Richmondshire and Whitby CCG	1,260	236	1,005			19	1.5%	E38000069
03E	NHS Harrogate and Rural District CCG	1,431	239	1,181	82.5%	80.5% - 84.4%	11	0.8%	E38000073
03F	NHS Hull CCG	3,700	1,397	2,302	62.2%	60.6% - 63.8%	1	0.0%	E38000085
03H	NHS North East Lincolnshire CCG	1,868	662	1,179	63.1%	60.9% - 65.3%	27	1.4%	E38000119
03K	NHS North Lincolnshire CCG	1,766	576	1,168	66.1%	63.9% - 68.3%	22	1.2%	E38000122
03M	NHS Scarborough and Ryedale CCG	1,060	324	724	68.3%	65.4% - 71.0%	12	1.1%	E38000145
03O	NHS Vale Of York CCG	3,326	888	2,313	69.5%	68.0% - 71.1%	125	3.8%	E38000188
02P	NHS Barnsley CCG	2,835	918	1,893	66.8%	65.0% - 68.5%	24	0.8%	E38000006
02Q	NHS Bassetlaw CCG	1,108	338	768	69.3%	66.5% - 72.0%	2	0.2%	E38000008
02R	NHS Doncaster CCG	3,612	1,220	2,376	65.8%	64.2% - 67.3%	16	0.4%	E38000044
03L	NHS Rotherham CCG	2,933	1,043	1,828	62.3%	60.6% - 64.1%	62	2.1%	E38000141
03N	NHS Sheffield CCG	6,424	41	5,137			1,246	19.4%	E38000146
02N	NHS Airedale, Wharfedale and Craven CCG	1,658	373	1,282	77.3%	75.2% - 79.3%	3	0.2%	E38000001
02W	NHS Bradford City CCG	2,214	622	1,562			30	1.4%	E38000018
02R	NHS Bradford Districts CCG	4,475	1,400	3,030			45	1.0%	E38000019
02T	NHS Calderdale CCG	2,483	493	1,982	79.8%	78.2% - 81.4%	8	0.3%	E38000025
03A	NHS Greater Huddersfield CCG	2,754	491	2,246	81.6%	80.1% - 83.0%	17	0.6%	E38000064
02V	NHS Leeds North CCG	2,404	383	2,017	83.9%	82.4% - 85.3%	4	0.2%	E38000094
03G	NHS Leeds South and East CCG	3,435	1,147	2,287			1	0.0%	E38000095

Table 7: Initiation of breastfeeding, by CCG and Area Team - 2013/14 Outturn

Source: NHS England
Crown Copyright © 2014



Code	Name	Number of maternities (1)	Maternities where breastfeeding was known (2)				Maternities whose breastfeeding status not known (3)		
		2013/14 OT	2013/14 OT				2013/14 OT		
		No.	No. not initiated	No. initiated	%	95% confidence interval	No. not initiated	%	ONS Code
Q00	England	586,481	141,477	433,168			11,836	2.0%	
Q44	Cheshire, Warrington And Wirral Area Team	12,762	4,325	8,277	64.9%	64.0% - 65.7%	160	1.3%	
Q45	Durham, Darlington And Tees Area Team	13,356	5,873	7,443	55.7%	54.9% - 56.6%	40	0.3%	
Q46	Greater Manchester Area Team	37,080	12,315	24,590	66.3%	65.8% - 66.8%	175	0.5%	
Q47	Lancashire Area Team	16,387	5,068	11,260	68.7%	68.0% - 69.4%	59	0.4%	
Q48	Merseyside Area Team	13,669	6,349	7,295	53.4%	52.5% - 54.2%	25	0.2%	
Q49	Cumbria, Northumberland, Tyne And Wear Area Team	19,561	6,812	12,801	65.1%	64.4% - 65.8%	48	0.2%	
Q50	North Yorkshire And Humber Area Team	17,035	5,046	11,762	69.0%	68.3% - 69.7%	227	1.3%	
Q51	South Yorkshire And Bassetlaw Area Team	16,912	3,560	12,002			1,350	8.0%	
Q52	West Yorkshire Area Team	29,828	8,393	21,324	71.5%	71.0% - 72.0%	111	0.4%	
Q53	Arden, Herefordshire And Worcestershire Area Team	17,810	4,857	12,687	71.2%	70.6% - 71.9%	266	1.5%	
Q54	Birmingham And The Black Country Area Team	29,655	9,345	20,019			291	1.0%	
Q55	Derbyshire And Nottinghamshire Area Team	21,977	5,334	15,700	71.4%	70.8% - 72.0%	943	4.3%	
Q56	East Anglia Area Team	26,438	5,386	20,877	79.0%	78.5% - 79.5%	175	0.7%	
Q57	Essex Area Team	14,592	3,505	10,786			301	2.1%	
Q58	Hertfordshire And The South Midlands Area Team	27,405	5,833	20,033			1,539	5.6%	
Q59	Leicestershire And Lincolnshire Area Team	19,199	5,205	13,827	72.0%	71.4% - 72.6%	167	0.9%	
Q60	Shropshire And Staffordshire Area Team	16,645	6,479	10,098	60.7%	59.9% - 61.4%	68	0.4%	
Q64	Bath, Gloucestershire, Swindon And Wiltshire Area Team	14,337	2,731	11,547			59	0.4%	
Q65	Bristol, North Somerset, Somerset And South Gloucestershire Area Team	15,381	2,438	12,545			406	2.6%	
Q66	Devon, Cornwall And Isles Of Scilly Area Team	14,504	3,299	10,716			489	3.4%	
Q67	Kent And Medway Area Team	20,009	5,365	14,174	70.8%	70.2% - 71.5%	470	2.3%	
Q68	Surrey And Sussex Area Team	21,309	3,033	18,010			266	1.2%	
Q69	Thames Valley Area Team	17,024	3,044	13,754			226	1.3%	
Q70	Wessex Area Team	28,480	5,858	21,819	76.6%	76.1% - 77.1%	803	2.8%	
Q71	London Area Team	105,020	12,026	89,822			3,172	3.0%	
03C	NHS Leeds West CCG	3,734	868	2,864	76.7%	75.3% - 78.0%	2	0.1%	E38000096
03J	NHS North Kirklees CCG	2,625	998	1,627	62.0%	60.1% - 63.8%	0	0.0%	E38000121
03R	NHS Wakefield CCG	4,046	1,618	2,427	60.0%	58.5% - 61.5%	1	0.0%	E38000190
05A	NHS Coventry and Rugby CCG	5,791	1,305	4,477	77.3%	76.2% - 78.4%	9	0.2%	E38000038
05F	NHS Herefordshire CCG	1,683	412	1,269			2	0.1%	E38000078
05J	NHS Redditch and Bromsgrove CCG	1,908	666	1,216			18	0.9%	E38000139
05R	NHS South Warwickshire CCG	2,526	482	1,960	77.6%	75.9% - 79.2%	84	3.3%	E38000164
05T	NHS South Worcestershire CCG	2,837	840	1,898			99	3.5%	E38000166
05H	NHS Warwickshire North CCG	1,974	718	1,240			16	0.8%	E38000195
06D	NHS Wyre Forest CCG	1,099	434	627	57.1%	54.1% - 59.9%	38	3.5%	E38000211
13P	NHS Birmingham Crosscity CCG	9,539	2,807	6,678			48	0.5%	E380000112
04K	NHS Birmingham South and Central CCG	3,360	816	2,506	74.6%	73.1% - 76.0%	38	1.1%	E380000113
05C	NHS Dudley CCG	3,589	1,380	2,098	58.5%	56.8% - 60.1%	111	3.1%	E38000046
05L	NHS Sandwell and West Birmingham CCG	3,426	1,131	2,241			54	1.6%	E38000144
05P	NHS Solihull CCG	2,668	723	1,936	72.6%	70.8% - 74.2%	9	0.3%	E38000149
05Y	NHS Walsall CCG	3,626	1,302	2,299	63.4%	61.8% - 65.0%	25	0.7%	E38000191
06A	NHS Wolverhampton CCG	3,453	1,186	2,261	65.5%	63.9% - 67.0%	6	0.2%	E38000210
03X	NHS Erewash CCG	1,047	221	750			76	7.3%	E38000058
03Y	NHS Hardwick CCG	988	318	657			14	1.4%	E38000071
04E	NHS Mansfield and Ashfield CCG	2,184	731	1,398			55	2.5%	E38000103
04H	NHS Newark & Sherwood CCG	1,227	336	832	67.8%	65.1% - 70.4%	59	4.8%	E38000109
04J	NHS North Derbyshire CCG	2,615	586	2,006	76.7%	75.1% - 78.3%	23	0.9%	E38000115
04K	NHS Nottingham City CCG	4,346	886	3,043			417	9.6%	E38000132
04L	NHS Nottingham North and East CCG	1,557	330	1,087			140	9.0%	E38000133
04M	NHS Nottingham West CCG	975	162	732			81	8.3%	E38000134
04N	NHS Rushcliffe CCG	1,144	107	982	85.8%	83.7% - 87.7%	65	4.8%	E38000142
04R	NHS Southern Derbyshire CCG	5,893	1,657	4,213	71.5%	70.3% - 72.6%	23	0.4%	E38000169
06H	NHS Cambridgeshire and Peterborough CCG	10,369	1,938	8,331	80.3%	79.6% - 81.1%	100	1.0%	E38000026
06M	NHS Great Yarmouth and Waveney CCG	2,300	608	1,670	72.6%	70.7% - 74.4%	22	1.0%	E38000063
06L	NHS Ipswich and East Suffolk CCG	3,889	813	3,057	78.6%	77.3% - 79.9%	19	0.5%	E38000086
06V	NHS North Norfolk CCG	1,309	223	1,086	83.0%	80.8% - 84.9%	0	0.0%	E38000124
06W	NHS Norwich CCG	2,278	452	1,818			0	0.0%	E38000131
06Y	NHS South Norfolk CCG	2,384	421	1,960	82.2%	80.6% - 83.7%	3	0.1%	E38000159
07J	NHS West Norfolk CCG	1,569	487	1,055			27	1.7%	E38000203
07K	NHS West Suffolk CCG	2,348	444	1,900	80.9%	79.3% - 82.5%	4	0.2%	E38000204
99E	NHS Basildon and Brentwood CCG	3,238	914	2,301	71.1%	69.5% - 72.6%	23	0.7%	E38000007
99F	NHS Castle Point and Rochford CCG	457	116	300			41	9.0%	E38000030
06Q	NHS Mid Essex CCG	3,941	900	2,945	74.7%	73.3% - 76.1%	96	2.4%	E38000106
06T	NHS North East Essex CCG	3,508	762	2,741	78.1%	76.7% - 79.5%	5	0.1%	E38000117
99G	NHS Southend CCG	563	131	374			58	10.3%	E38000168
07G	NHS Thurrock CCG	2,064	554	1,477			33	1.6%	E38000185
07H	NHS West Essex CCG	821	128	648			45	5.5%	E38000197
06F	NHS Bedfordshire CCG	4,425	926	3,412			87	2.0%	E38000010
03V	NHS Corby CCG	934	288	601	64.3%	61.2% - 67.4%	45	4.8%	E38000037
06K	NHS East and North Hertfordshire CCG	388	163	675			18	2.1%	E38000049
06N	NHS Herts Valleys CCG	6,547	1,561	4,964			22	0.3%	E38000079
06P	NHS Luton CCG	3,468	825	2,641	76.2%	74.7% - 77.5%	2	0.1%	E38000102
04F	NHS Milton Keynes CCG	3,648	256	2,170			1,222	33.5%	E38000107
04G	NHS Nene CCG	7,527	1,814	5,570	74.0%	73.0% - 75.0%	143	1.9%	E38000108
03W	NHS East Leicestershire and Rutland CCG	2,955	808	2,125			22	0.7%	E38000051
04C	NHS Leicester City CCG	5,180	1,479	3,697	71.4%	70.1% - 72.6%	4	0.1%	E38000059
03T	NHS Lincolnshire East CCG	2,277	440	1,807	79.4%	77.8% - 81.0%	30	1.3%	E38000099
04D	NHS Lincolnshire West CCG	2,511	739	1,742	69.4%	67.5% - 71.1%	30	1.2%	E38000100
99D	NHS South Lincolnshire CCG	1,567	324	1,217	77.7%	75.5% - 79.7%	26	1.7%	E38000157
04Q	NHS South West Lincolnshire CCG	1,198	248	915			35	2.9%	E38000165
04V	NHS West Leicestershire CCG	3,511	1,167	2,324			20	0.6%	E38000201
04Y	NHS Cannock Chase CCG	727	242	483			2	0.3%	E38000028
05D	NHS East Staffordshire CCG	1,523	408	1,113	73.1%	70.8% - 75.2%	2	0.1%	E38000053
05C	NHS North Staffordshire CCG	1,927	1,030	894	46.4%	44.2% - 48.6%	3	0.2%	E38000126
05N	NHS Shropshire CCG	2,593	620	1,953	75.3%	73.6% - 76.9%	20	0.8%	E38000147
05O	NHS South East Staffordshire and Seisdon Peninsula CCG	2,129	636	1,490	70.0%	68.0% - 71.9%	3	0.1%	E38000153
05V	NHS Stafford and Surrounds CCG	2,013	602	1,410			1	0.0%	E38000173
05W	NHS Stoke On Trent CCG	3,608	2,284	1,324	36.7%	35.1% - 38.3%	0	0.0%	E38000175
05X	NHS Telford and Wrekin CCG	2,125	657	1,431	67.3%	65.3% - 69.3%	37	1.7%	E38000183
11E	NHS Bath and North East Somerset CCG	1,840	262	1,565	85.1%	83.4% - 86.6%	13	0.7%	E38000009

Table 7: Initiation of breastfeeding, by CCG and Area Team - 2013/14 Outturn

Source: NHS England
Crown Copyright © 2014



Code	Name	Number of maternities (1)	Maternities where breastfeeding was known (2)				Maternities whose breastfeeding status not known (3)		
		2013/14 OT	2013/14 OT				2013/14 OT		
		No.	No. not initiated	No. initiated	%	95% confidence interval	No. not initiated	%	ONS Code
Q00	England	586,481	141,477	433,168			11,836	2.0%	
Q44	Cheshire, Warrington And Wirral Area Team	12,762	4,325	8,277	64.9%	64.0% - 65.7%	160	1.3%	
Q45	Durham, Darlington And Tees Area Team	13,356	5,873	7,443	55.7%	54.9% - 56.6%	40	0.3%	
Q46	Greater Manchester Area Team	37,080	12,315	24,590	66.3%	65.8% - 66.8%	175	0.5%	
Q47	Lancashire Area Team	16,387	5,068	11,260	68.7%	68.0% - 69.4%	59	0.4%	
Q48	Merseyside Area Team	13,669	6,349	7,295	53.4%	52.5% - 54.2%	25	0.2%	
Q49	Cumbria, Northumberland, Tyne And Wear Area Team	19,561	6,812	12,801	65.1%	64.4% - 65.8%	48	0.2%	
Q50	North Yorkshire And Humber Area Team	17,035	5,046	11,762	69.0%	68.3% - 69.7%	227	1.3%	
Q51	South Yorkshire And Bassetlaw Area Team	16,912	3,560	12,002			1,350	8.0%	
Q52	West Yorkshire Area Team	29,828	8,393	21,324	71.5%	71.0% - 72.0%	111	0.4%	
Q53	Arden, Herefordshire And Worcestershire Area Team	17,810	4,857	12,687	71.2%	70.6% - 71.9%	266	1.5%	
Q54	Birmingham And The Black Country Area Team	29,655	9,345	20,019			291	1.0%	
Q55	Derbyshire And Nottinghamshire Area Team	21,977	5,334	15,700	71.4%	70.8% - 72.0%	943	4.3%	
Q56	East Anglia Area Team	26,438	5,386	20,877	77.0%	76.5% - 79.5%	175	0.7%	
Q57	Essex Area Team	14,592	3,505	10,786			301	2.1%	
Q58	Hertfordshire And The South Midlands Area Team	27,405	5,833	20,033			1,539	5.6%	
Q59	Leicestershire And Lincolnshire Area Team	19,199	5,205	13,827	72.0%	71.4% - 72.6%	167	0.9%	
Q60	Shropshire And Staffordshire Area Team	16,645	6,479	10,098	60.7%	59.9% - 61.4%	68	0.4%	
Q64	Bath, Gloucestershire, Swindon And Wiltshire Area Team	14,337	2,731	11,547			59	0.4%	
Q65	Bristol, North Somerset, Somerset And South Gloucestershire Area Team	15,381	2,438	12,545			406	2.6%	
Q66	Devon, Cornwall And Isles Of Scilly Area Team	14,504	3,299	10,716			489	3.4%	
Q67	Kent And Medway Area Team	20,009	5,365	14,174	70.8%	70.2% - 71.5%	470	2.3%	
Q68	Surrey And Sussex Area Team	21,309	3,033	18,010			266	1.2%	
Q69	Thames Valley Area Team	17,024	3,044	13,754			226	1.3%	
Q70	Wessex Area Team	28,480	5,858	21,819	76.6%	76.1% - 77.1%	803	2.8%	
Q71	London Area Team	105,020	12,026	89,822			3,172	3.0%	
11M	NHS Gloucestershire CCG	4,920	988	3,924			8	0.2%	E38000062
12D	NHS Swindon CCG	2,898	623	2,260	78.0%	76.4% - 79.5%	15	0.5%	E38000181
99N	NHS Wiltshire CCG	4,679	858	3,798			23	0.5%	E38000206
11H	NHS Bristol CCG	5,763	799	4,736			228	4.0%	E38000022
11T	NHS North Somerset CCG	2,028	318	1,640			70	3.5%	E38000125
11X	NHS Somerset CCG	5,348	913	4,421	82.7%	81.6% - 83.7%	14	0.3%	E38000150
12A	NHS South Gloucestershire CCG	2,248	406	1,748			94	4.2%	E38000155
11N	NHS Kernow CCG	5,433	1,276	3,825			332	6.1%	E38000089
99P	NHS Northern, Eastern and Western Devon CCG	8,810	1,983	6,673	75.7%	74.8% - 76.6%	154	1.7%	E38000129
99Q	NHS South Devon and Torbay CCG	261	40	218			3	1.1%	E38000152
09C	NHS Ashford CCG	1,404	336	1,021			47	3.3%	E380000002
09E	NHS Canterbury and Coastal CCG	1,817	452	1,289	70.9%	69.8% - 72.0%	76	4.2%	E380000029
09J	NHS Dartford, Gravesham and Swanley CCG	3,221	1,070	2,064	64.1%	62.4% - 65.7%	87	2.7%	E380000043
09W	NHS Medway CCG	3,590	1,107	2,473	68.9%	67.4% - 70.4%	10	0.3%	E38000104
10A	NHS South Kent Coast CCG	1,993	560	1,321			112	5.6%	E38000156
10D	NHS Swale CCG	1,350	485	860	63.7%	61.1% - 66.2%	5	0.4%	E38000180
10E	NHS Thanet CCG	1,553	456	1,047	67.4%	65.0% - 69.7%	50	3.2%	E38000184
99J	NHS West Kent CCG	5,081	899	4,099	80.7%	79.6% - 81.7%	83	1.6%	E38000199
09D	NHS Brighton and Hove CCG	2,954	309	2,590	87.7%	86.4% - 88.8%	55	1.9%	E380000021
09G	NHS Coastal West Sussex CCG	4,538	799	3,646			93	2.0%	E38000036
09H	NHS Crawley CCG	259	38	218			3	1.2%	E38000039
09L	NHS East Surrey CCG	136	17	116			3	2.2%	E38000054
09F	NHS Eastbourne, Hailsham and Seaford CCG	235	38	187			10	4.3%	E38000055
09N	NHS Guildford and Waverley CCG	2,150	352	1,797	83.6%	82.0% - 85.1%	1	0.0%	E38000067
09P	NHS Hastings and Rother CCG	49	11	28			4	9.3%	E380000076
09K	NHS High Weald Lewes Havens CCG	1,188	142	1,035			12	1.0%	E380000081
09X	NHS Horsham and Mid Sussex CCG	1,836	176	1,638			22	1.2%	E380000083
09Y	NHS North West Surrey CCG	4,254	640	3,592	84.4%	83.3% - 85.5%	22	0.5%	E38000128
99H	NHS Surrey Downs CCG	2,729	359	2,349			21	0.8%	E38000177
10C	NHS Surrey Heath CCG	986	152	814			20	2.0%	E38000178
10Y	NHS Aylesbury Vale CCG	263	28	214			21	8.0%	E380000003
10G	NHS Bracknell and Ascot CCG	1,480	227	1,236			17	1.1%	E380000117
10H	NHS Chiltern CCG	477	64	401			12	2.5%	E380000033
10M	NHS Newbury and District CCG	1,253	246	1,003	80.0%	77.7% - 82.2%	4	0.3%	E38000110
10N	NHS North & West Reading CCG	1,309	266	1,033	78.9%	76.6% - 81.0%	10	0.8%	E38000114
10Q	NHS Oxfordshire CCG	7,408	1,320	5,963	80.5%	79.6% - 81.4%	125	1.7%	E38000136
10T	NHS Slough CCG	667	144	517			6	0.9%	E38000148
10W	NHS South Reading CCG	1,832	390	1,426	77.8%	75.9% - 79.7%	16	0.9%	E38000160
11Q	NHS Windsor, Ascot and Maidenhead CCG	716	95	613			2	0.3%	E38000207
11D	NHS Wokingham CCG	1,625	264	1,348			13	0.8%	E38000209
11J	NHS Dorset CCG	6,985	1,111	5,526	79.1%	78.1% - 80.0%	348	5.0%	E38000045
10K	NHS Fareham and Gosport CCG	2,003	517	1,405	70.1%	68.1% - 72.1%	81	4.0%	E38000059
10L	NHS Isle Of Wight CCG	1,303	312	989	75.9%	73.5% - 78.1%	2	0.2%	E380000087
99M	NHS North East Hampshire and Farnham CCG	2,446	388	2,026	82.8%	81.3% - 84.3%	32	1.3%	E38000118
10J	NHS North Hampshire CCG	2,428	475	1,939			9	0.4%	E38000120
10R	NHS Portsmouth CCG	2,701	794	1,783	66.0%	64.2% - 67.8%	124	4.6%	E38000157
10V	NHS South Eastern Hampshire CCG	1,976	547	1,354			75	3.8%	E38000154
10X	NHS Southampton CCG	3,374	788	2,511	74.4%	72.9% - 75.9%	75	2.2%	E38000167
11A	NHS West Hampshire CCG	5,269	926	4,286	81.3%	80.3% - 82.4%	57	1.1%	E38000198
07L	NHS Barking and Dagenham CCG	2,646	561	2,029			56	2.1%	E380000004
07M	NHS Barnet CCG	5,129	455	4,581	89.3%	88.5% - 90.1%	92	1.8%	E380000005
07N	NHS Bexley CCG	1,817	517	1,248			52	2.8%	E380000011
07P	NHS Brent CCG	4,949	606	4,274	86.4%	85.4% - 87.3%	69	1.4%	E380000020
07O	NHS Bromley CCG	334	47	251			36	10.8%	E380000023
07R	NHS Camden CCG	2,639	174	2,321			144	5.5%	E380000027
09A	NHS Central London (Westminster) CCG	1,621	145	1,445	89.1%	87.5% - 90.6%	31	1.9%	E380000031
07T	NHS City and Hackney CCG	4,440	337	4,073	91.7%	90.9% - 92.5%	30	0.7%	E380000035
07V	NHS Croydon CCG	4,698	529	4,097			71	1.5%	E380000040
07W	NHS Ealing CCG	5,583	471	4,980	89.2%	88.4% - 90.0%	132	2.4%	E380000048
07X	NHS Enfield CCG	4,354	880	3,428			46	1.1%	E380000057
08A	NHS Greenwich CCG	2,435	385	1,923			127	5.2%	E380000066
08C	NHS Hammersmith and Fulham CCG	2,311	186	2,071	89.6%	88.3% - 90.8%	54	2.3%	E380000070
08D	NHS Haringey CCG	4,130	667	3,422	82.9%	81.7% - 84.0%	41	1.0%	E380000072
08E	NHS Harrow CCG	3,222	465	2,732	84.8%	83.5% - 86.0%	25	0.8%	E380000074
08F	NHS Havering CCG	3,046	745	2,242	73.6%	72.0% - 75.1%	59	1.9%	E380000077

Table 7: Initiation of breastfeeding, by CCG and Area Team - 2013/14 Outturn

Source: NHS England
Crown Copyright © 2014



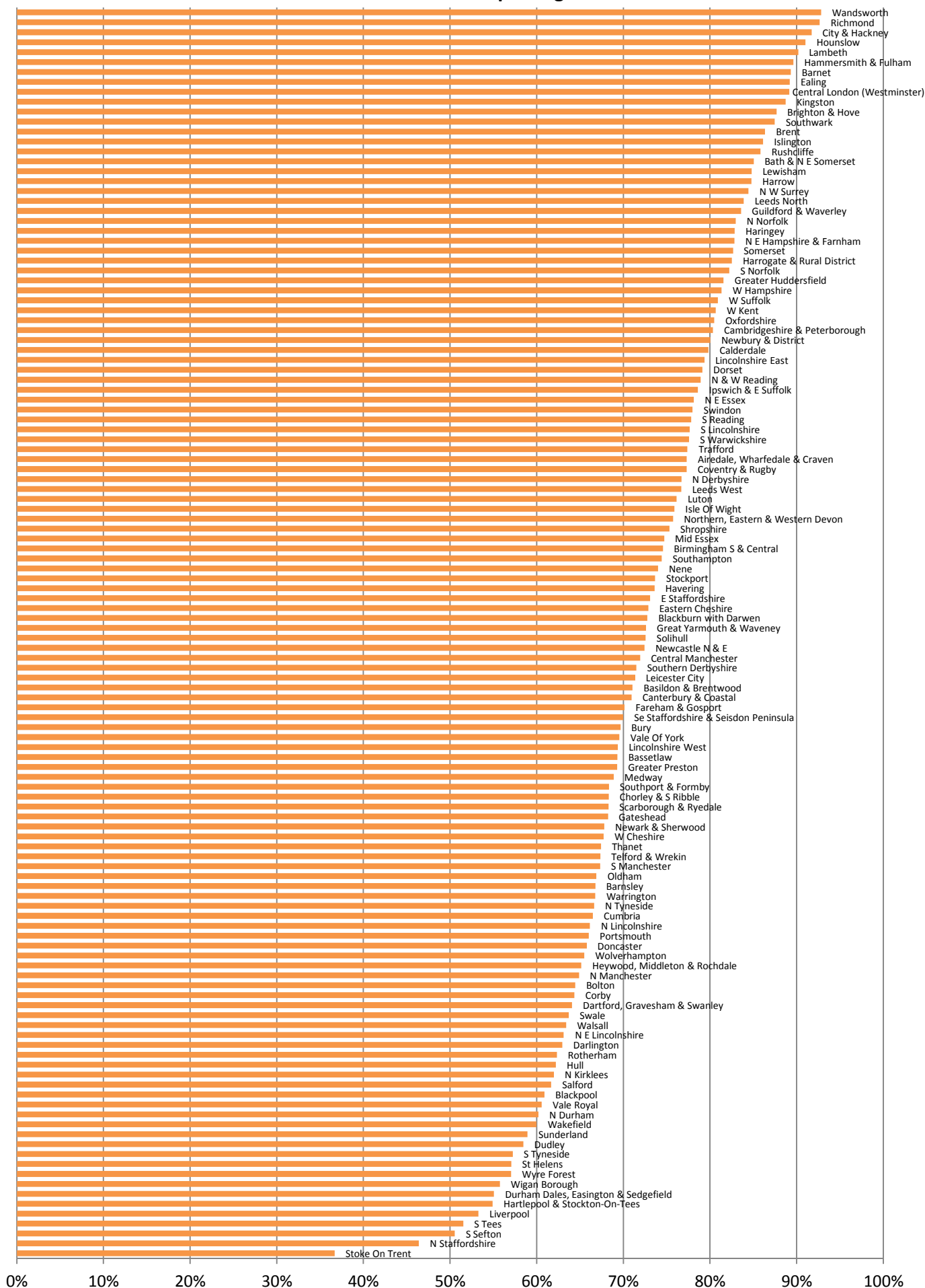
Code	Name	Number of maternities (1)	Maternities where breastfeeding was known (2)				Maternities whose breastfeeding status not known (3)		ONS Code
		2013/14 OT No.	No. not initiated	No. initiated	%	95% confidence interval	No. not initiated	%	
Q00	England	586,481	141,477	433,168			11,836	2.0%	
Q44	Cheshire, Warrington And Wirral Area Team	12,762	4,325	8,277	64.9%	64.0% - 65.7%	160	1.3%	
Q45	Durham, Darlington And Tees Area Team	13,356	5,873	7,443	55.7%	54.9% - 56.6%	40	0.3%	
Q46	Greater Manchester Area Team	37,080	12,315	24,590	66.3%	65.8% - 66.8%	175	0.5%	
Q47	Lancashire Area Team	16,387	5,068	11,260	68.7%	68.0% - 69.4%	59	0.4%	
Q48	Merseyside Area Team	13,669	6,349	7,295	53.4%	52.5% - 54.2%	25	0.2%	
Q49	Cumbria, Northumberland, Tyne And Wear Area Team	19,661	6,812	12,801	65.1%	64.4% - 65.8%	48	0.2%	
Q50	North Yorkshire And Humber Area Team	17,035	5,046	11,762	69.0%	68.3% - 69.7%	227	1.3%	
Q51	South Yorkshire And Bassetlaw Area Team	16,912	3,560	12,002			1,350	8.0%	
Q52	West Yorkshire Area Team	29,828	8,393	21,324	71.5%	71.0% - 72.0%	111	0.4%	
Q53	Arden, Herefordshire And Worcestershire Area Team	17,810	4,857	12,687	71.2%	70.6% - 71.9%	266	1.5%	
Q54	Birmingham And The Black Country Area Team	29,655	9,345	20,019			291	1.0%	
Q55	Derbyshire And Nottinghamshire Area Team	21,977	5,334	15,700	71.4%	70.8% - 72.0%	943	4.3%	
Q56	East Anglia Area Team	26,438	5,386	20,877	79.0%	78.5% - 79.5%	175	0.7%	
Q57	Essex Area Team	14,592	3,505	10,786			301	2.1%	
Q58	Hertfordshire And The South Midlands Area Team	27,405	5,833	20,033			1,539	5.6%	
Q59	Leicestershire And Lincolnshire Area Team	19,199	5,205	13,827	72.0%	71.4% - 72.6%	167	0.9%	
Q60	Shropshire And Staffordshire Area Team	16,645	6,479	10,098	60.7%	59.9% - 61.4%	68	0.4%	
Q64	Bath, Gloucestershire, Swindon And Wiltshire Area Team	14,337	2,731	11,547			59	0.4%	
Q65	Bristol, North Somerset, Somerset And South Gloucestershire Area Team	15,387	2,438	12,545			406	2.6%	
Q66	Devon, Cornwall And Isles Of Scilly Area Team	14,504	3,299	10,716			489	3.4%	
Q67	Kent And Medway Area Team	20,009	5,365	14,174	70.8%	70.2% - 71.5%	470	2.3%	
Q68	Surrey And Sussex Area Team	21,309	3,033	18,010			266	1.2%	
Q69	Thames Valley Area Team	17,024	3,044	13,754			226	1.3%	
Q70	Wessex Area Team	28,480	5,858	21,819	76.6%	76.1% - 77.1%	803	2.8%	
Q71	London Area Team	105,026	12,026	89,822			3,172	3.0%	
08G	NHS Hillingdon CCG	3,854	650	3,176			28	0.7%	E38000082
07Y	NHS Hounslow CCG	4,122	323	3,752	91.0%	90.1% - 91.9%	47	1.1%	E38000084
08H	NHS Islington CCG	2,859	264	2,462	86.1%	84.8% - 87.3%	133	4.7%	E38000088
08J	NHS Kingston CCG	2,380	232	2,112	88.7%	87.4% - 89.9%	36	1.5%	E38000090
08K	NHS Lambeth CCG	4,912	352	4,430	90.2%	89.3% - 91.0%	130	2.6%	E38000092
08L	NHS Lewisham CCG	4,552	477	3,861	84.8%	83.7% - 85.8%	214	4.7%	E38000098
08R	NHS Merton CCG	2,925	258	2,638			29	1.0%	E38000105
09M	NHS Newham CCG	1,905	144	1,685			76	4.0%	E38000113
08N	NHS Redbridge CCG	2,868	313	2,184			371	12.9%	E38000138
08P	NHS Richmond CCG	2,577	158	2,388	92.7%	91.6% - 93.6%	31	1.2%	E38000140
08Q	NHS Southwark CCG	4,863	453	4,254	87.5%	86.5% - 88.4%	156	3.2%	E38000171
08T	NHS Sutton CCG	2,295	346	1,944			5	0.2%	E38000179
08V	NHS Tower Hamlets CCG	1,697	124	1,393			180	10.6%	E38000186
08W	NHS Waltham Forest CCG	2,373	222	1,543			608	25.6%	E38000192
08X	NHS Wandsworth CCG	5,282	332	4,903	92.8%	92.1% - 93.5%	47	0.9%	E38000193
08Y	NHS West London CCG	2,204	208	1,980			16	0.7%	E38000202

Notes:

1. Red cells mean that no. of maternities does not meet validation criteria (see definitions sheet for details).
2. Blank cells mean that data do not meet validation criteria (see definitions sheet for details).
3. Shaded cells mean that percentage of mothers' whose breastfeeding status was recorded falls short of data quality standard of 95%.
4. Area Team and England actuals and percentages are calculated including the data from those CCGs who have failed the validation criteria.

**Mothers initiating breastfeeding as a percentage of maternities
by CCGs in England 2013/14 OT**

NHS Trusts with < 5% not Knowns & passing maternities checks



Mothers not known initiating breastfeeding as a percentage of maternities by CCGs in England 2013/14 OT

2013/14 Outturn Quarter Actual v Not known target 5%

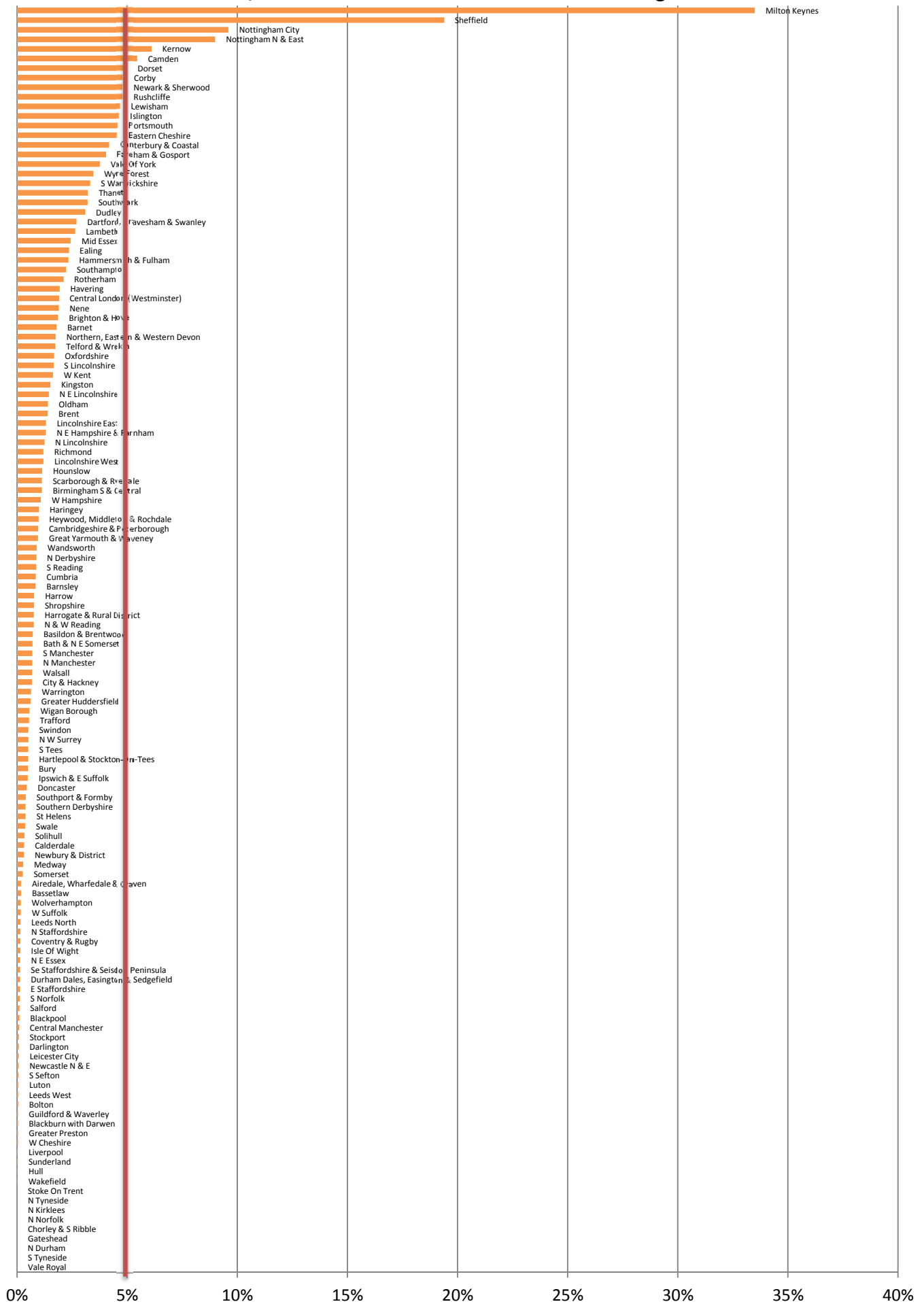


Table 8: Initiation of breastfeeding, by LAD and Government Office Region - 2013/14 Outturn

Source: NHS England
Crown Copyright © 2014

Code	Name	Code	GOR Name	Number of maternities (1) 2013/14 OT		Maternities where breastfeeding was known (2) 2013/14 OT					Maternities whose breastfeeding status not known (3) 2013/14 OT		
				No.		No. not initiated	No. initiated	%	95% confidence interval	No. not initiated	No.	%	ONS Code
A	North East			27970		11048	16876	60.3%	59.8% - 60.9%		46	0.2%	
B	North West			83909		29361	54093	64.5%	64.1% - 64.8%		455	0.5%	
D	Yorks & Humber			61881		16555	43645	70.5%	70.2% - 70.9%		1681	2.7%	
E	East Midlands			51187		13080	36808	71.9%	71.5% - 72.3%		1299	2.5%	
F	West Midlands			62184		20180	41392	66.6%	66.2% - 66.9%		612	1.0%	
G	East of England			55673		12245	42875				553		
H	London			104246		11933	89188				3125		
J	South East			82424		16151	63613				2660		
K	South West			50934		9521	40128	78.8%	78.4% - 79.1%		1285	2.5%	
00EJ	County Durham UA	A	North East	5,238		2,228	3,006	57.4%	56.0% - 58.7%		4	0.1%	E06000047
00EH	Darlington UA	A	North East	1,228		454	773	62.9%	60.2% - 65.6%		1	0.1%	E06000005
00CH	Gateshead MD	A	North East	2,195		697	1,498	68.2%	66.3% - 70.2%		0	0.0%	E08000020
00EB	Hartlepool UA	A	North East	1,056		544	505	47.8%	44.8% - 50.8%		7	0.7%	E06000001
00EC	Middlesbrough UA	A	North East	2,030		1,004	1,016	50.0%	47.9% - 52.2%		10	0.5%	E06000002
00CJ	Newcastle Upon Tyne MD	A	North East	3,152		1,016	2,135	67.7%	66.1% - 69.3%		1	0.0%	E08000021
00CK	North Tyneside MD	A	North East	2,183		735	1,448	66.3%	64.3% - 68.3%		0	0.0%	E08000022
00EM	Northumberland UA	A	North East	2,771		908	1,859	67.1%	65.3% - 68.8%		4	0.1%	E06000048
00EE	Redcar and Cleveland UA	A	North East	1,406		672	726	51.6%	49.0% - 54.2%		8	0.6%	E06000003
00CL	South Tyneside MD	A	North East	1,564		671	893	57.1%	54.6% - 59.5%		0	0.0%	E08000023
00EF	Stockton-On-Tees UA	A	North East	2,282		944	1,328	58.2%	56.2% - 60.2%		10	0.4%	E06000004
00CM	Sunderland MD	A	North East	2,865		1,175	1,689	59.0%	57.1% - 60.7%		1	0.0%	E08000024
16UB	Allerdale LD	B	North West	870		318	547	62.9%	59.6% - 66.0%		5	0.6%	E10000006
16UC	Barrow-In-Furness LD	B	North West	736		348	377	51.2%	47.6% - 54.8%		11	1.5%	E10000006
00EX	Blackburn with Darwen UA	B	North West	2,211		601	1,609	72.8%	70.9% - 74.6%		1	0.0%	E06000008
00EY	Blackpool UA	B	North West	1,748		681	1,065	60.9%	58.6% - 63.2%		2	0.1%	E06000009
00BL	Bolton MD	B	North West	3,797		1,349	2,446	64.4%	62.9% - 65.9%		2	0.1%	E08000001
30UD	Burnley LD	B	North West	1,074		326	748	69.6%	66.8% - 72.3%		0	0.0%	E10000017
00BM	Bury MD	B	North West	2,399		715	1,672	69.7%	67.8% - 71.5%		12	0.5%	E08000002
16UD	Carlisle LD	B	North West	1,164		382	779	66.9%	64.2% - 69.6%		3	0.3%	E10000006
00EQ	Cheshire East UA	B	North West	3,737		1,032	2,613	69.9%	68.4% - 71.4%		92	2.5%	E06000049
00EW	Cheshire West and Chester UA	B	North West	3,572		1,238	2,333	65.3%	63.7% - 66.9%		1	0.0%	E06000050
30UE	Chorley LD	B	North West	1,152		345	807	70.1%	67.3% - 72.6%		0	0.0%	E10000017
16UE	Copeland LD	B	North West	717		279	434	60.5%	56.9% - 64.0%		4	0.6%	E10000006
16UF	Eden LD	B	North West	477		107	368	77.1%	73.2% - 80.7%		2	0.4%	E10000006
30UF	Fylde LD	B	North West	551		120	431				0		E10000017
00ET	Halton UA	B	North West	1,466		705	757	51.6%	49.1% - 54.2%		4	0.3%	E06000006
30UG	Hyndburn LD	B	North West	1,011		336	675	66.8%	63.8% - 69.6%		0	0.0%	E10000017
00BX	Knowsley MD	B	North West	1,642		902	734				6		E08000011
30UH	Lancaster LD	B	North West	1,366		431	898	65.7%	63.2% - 68.2%		37	2.7%	E10000017
00BY	Liverpool MD	B	North West	5,746		2,687	3,057	53.2%	51.9% - 54.5%		2	0.0%	E08000012
00BN	Manchester MD	B	North West	8,170		2,568	5,563	68.1%	67.1% - 69.1%		39	0.5%	E08000003
00BP	Oldham MD	B	North West	3,149		1,011	2,092	66.4%	64.8% - 68.1%		46	1.5%	E08000004
30UJ	Pendle LD	B	North West	1,169		303	863	73.8%	71.2% - 76.3%		3	0.3%	E10000017
30UK	Preston LD	B	North West	1,836		607	1,229	66.9%	64.8% - 69.1%		0	0.0%	E10000017
30UL	Ribble Valley LD	B	North West	413		89	323	78.2%	74.0% - 81.9%		1	0.2%	E10000017
00BQ	Rochdale MD	B	North West	2,963		1,004	1,930	65.1%	63.4% - 66.8%		29	1.0%	E08000005
30UM	Rossendale LD	B	North West	776		216	559	72.0%	68.8% - 75.1%		1	0.1%	E10000017
00BR	Salford MD	B	North West	3,512		1,335	2,174	61.9%	60.3% - 63.5%		3	0.1%	E08000006
00CA	Sefton MD	B	North West	2,559		1,101	1,453	56.8%	54.9% - 58.7%		5	0.2%	E08000014
16UG	South Lakeland LD	B	North West	824		136	672	81.6%	78.8% - 84.1%		16	1.9%	E10000006
30UN	South Ribble LD	B	North West	1,152		355	797	69.2%	66.5% - 71.8%		0	0.0%	E10000017
00BZ	St. Helens MD	B	North West	2,063		877	1,178	57.1%	55.0% - 59.2%		8	0.4%	E08000013
00BS	Stockport MD	B	North West	3,575		938	2,634	73.7%	72.2% - 75.1%		3	0.1%	E08000007
00BT	Tameside MD	B	North West	2,725		1,056	1,665	61.1%	59.3% - 62.9%		4	0.1%	E08000008
00BU	Trafford MD	B	North West	2,725		603	2,107	77.3%	75.7% - 78.9%		15	0.6%	E08000009
00EU	Warrington UA	B	North West	2,312		748	1,550	67.0%	65.1% - 68.9%		14	0.6%	E06000007
30UP	West Lancashire LD	B	North West	981		347	626				8		E10000017
00BW	Wigan MD	B	North West	3,641		1,601	2,019	55.5%	53.8% - 57.1%		21	0.6%	E08000010
00CB	Wirral MD	B	North West	3,060		1,278	1,732				50		E08000015
30UQ	Wyre LD	B	North West	868		286	577	66.5%	63.3% - 69.5%		5	0.6%	E10000017
00CC	Barnsley MD	D	Yorks & Humber	2,231		868	1,339				24		E08000016
00CX	Bradford MD	D	Yorks & Humber	7,746		2,267	5,407	69.8%	68.8% - 70.8%		72	0.9%	E08000032
00CY	Calderdale MD	D	Yorks & Humber	2,613		540	2,062	78.9%	77.3% - 80.4%		11	0.4%	E08000033
36UB	Craven LD	D	Yorks & Humber	437		64	372	85.1%	81.5% - 88.2%		1	0.2%	E10000023
00CE	Doncaster MD	D	Yorks & Humber	3,630		1,222	2,392	65.9%	64.3% - 67.4%		16	0.4%	E08000017
00FB	East Riding of Yorkshire UA	D	Yorks & Humber	2,755		755	1,990				10		E06000011
36UC	Hambleton LD	D	Yorks & Humber	712		119	579				14		E10000023
36UD	Harrogate LD	D	Yorks & Humber	1,429		239	1,179				11		E10000023
00FA	Kingston-Upon-Hull, City of UA	D	Yorks & Humber	3,693		1,397	2,295	62.1%	60.6% - 63.7%		1	0.0%	E06000010
00CZ	Kirklees MD	D	Yorks & Humber	5,370		1,485	3,868	72.0%	70.8% - 73.2%		17	0.3%	E08000034
00DA	Leeds MD	D	Yorks & Humber	9,514		2,390	7,117	74.8%	73.9% - 75.7%		7	0.1%	E08000035
00FC	North East Lincolnshire UA	D	Yorks & Humber	1,868		662	1,179	63.1%	60.9% - 65.3%		27	1.4%	E06000012

Table 8: Initiation of breastfeeding, by LAD and Government Office Region - 2013/14 Outturn

Source: NHS England
Crown Copyright © 2014

Code Name	Code	GOR Name	Number of maternities (1) 2013/14 OT	Maternities where breastfeeding was known (2) 2013/14 OT				Maternities whose breastfeeding status not known (3) 2013/14 OT		ONS Code
			No.	No. not initiated	No. initiated	%	95% confidence interval	No.	%	
00FD North Lincolnshire UA	D	Yorks & Humber	1,781	580	1,179	66.2%	64.0% - 68.4%	22	1.2%	E06000013
36UE Richmondshire LD	D	Yorks & Humber	424	80	338			6		E10000023
00CF Rotherham MD	D	Yorks & Humber	2,942	1,047	1,833	62.3%	60.5% - 64.0%	62	2.1%	E08000018
36UF Ryedale LD	D	Yorks & Humber	375	98	268			9		E10000023
36UG Scarborough LD	D	Yorks & Humber	961	291	661	68.8%	65.8% - 71.6%	9	0.9%	E10000023
36UH Selby LD	D	Yorks & Humber	775	211	537			27		E10000023
00CG Sheffield MD	D	Yorks & Humber	6,418	41	5,132			1,245	19.4%	E08000019
00DB Wakefield MD	D	Yorks & Humber	4,046	1,618	2,427	60.0%	58.5% - 61.5%	1	0.0%	E08000036
00FF York UA	D	Yorks & Humber	2,161	581	1,491	69.0%	67.0% - 70.9%	89	4.1%	E06000014
17UB Amber Valley LD	E	East Midlands	1,286	359	907	70.5%	68.0% - 73.0%	20	1.6%	E10000007
37UB Ashfield LD	E	East Midlands	1,419	448	902	63.6%	61.0% - 66.0%	69	4.9%	E10000024
37UC Bassetlaw LD	E	East Midlands	1,090	336	752	69.0%	66.2% - 71.7%	2	0.2%	E10000024
31UB Blaby LD	E	East Midlands	962	301	660	68.6%	65.6% - 71.5%	1	0.1%	E10000018
17UC Bolsover LD	E	East Midlands	935	302	622	66.5%	63.4% - 69.5%	11	1.2%	E10000007
32UB Boston LD	E	East Midlands	871	129	736	84.5%	81.9% - 86.8%	6	0.7%	E10000019
37UD Broxtowe LD	E	East Midlands	1,088	191	804			93	8.5%	E10000024
31UC Charnwood LD	E	East Midlands	1,703	522	1,166	68.5%	66.2% - 70.6%	15	0.9%	E10000018
17UD Chesterfield LD	E	East Midlands	1,193	293	898	75.3%	72.7% - 77.6%	2	0.2%	E10000007
34UB Corby LD	E	East Midlands	934	288	601	64.3%	61.2% - 67.4%	45	4.8%	E10000021
34UC Daventry LD	E	East Midlands	804	165	632	78.6%	75.6% - 81.3%	7	0.9%	E10000021
00FK Derby UA	E	East Midlands	3,526	999	2,526	71.6%	70.1% - 73.1%	1	0.0%	E06000015
17UF Derbyshire Dales LD	E	East Midlands	572	95	476	83.2%	79.9% - 86.1%	1	0.2%	E10000007
32UC East Lindsey LD	E	East Midlands	1,243	275	947	76.2%	73.7% - 78.5%	21	1.7%	E10000019
34UD East Northamptonshire LD	E	East Midlands	917	236	645	70.3%	67.3% - 73.2%	36	3.9%	E10000021
17UG Erewash LD	E	East Midlands	1,191	249	862			80	6.7%	E10000007
37UE Gedling LD	E	East Midlands	1,005	183	739			83		E10000024
31UD Harborough LD	E	East Midlands	769	184	571	74.3%	71.0% - 77.2%	14	1.8%	E10000018
17UH High Peak LD	E	East Midlands	820	226	587			7		E10000007
31UE Hinckley and Bosworth LD	E	East Midlands	948	318	630			0		E10000018
34UE Kettering LD	E	East Midlands	1,185	361	774	65.3%	62.6% - 68.0%	50	4.2%	E10000021
00FN Leicester UA	E	East Midlands	5,142	1,473	3,665	71.3%	70.0% - 72.5%	4	0.1%	E06000016
32UD Lincoln LD	E	East Midlands	1,316	417	882	67.0%	64.4% - 69.5%	17	1.3%	E10000019
37UF Manfield LD	E	East Midlands	1,156	393	734			29		E10000024
31UG Melton LD	E	East Midlands	461	125	328	71.1%	66.9% - 75.1%	8	1.7%	E10000018
37UG Newark and Sherwood LD	E	East Midlands	1,238	336	843	68.1%	65.4% - 70.6%	59	4.8%	E10000024
17UJ North East Derbyshire LD	E	East Midlands	623	131	477			15		E10000007
32UE North Kesteven LD	E	East Midlands	908	190	706	77.8%	74.9% - 80.3%	12	1.3%	E10000019
31UH North West Leicestershire LD	E	East Midlands	943	343	593	62.9%	59.8% - 65.9%	7	0.7%	E10000018
34UF Northampton LD	E	East Midlands	3,127	693	2,427	77.6%	76.1% - 79.0%	7	0.2%	E10000021
00FY Nottingham UA	E	East Midlands	4,346	886	3,043			417	9.6%	E06000018
31UJ Oadby and Wigston LD	E	East Midlands	515	137	378	73.4%	69.4% - 77.0%	0	0.0%	E10000018
37UJ Rushcliffe LD	E	East Midlands	1,092	103	936	85.7%	83.5% - 87.7%	53	4.9%	E10000024
00FP Rutland UA	E	East Midlands	296	54	240	81.1%	76.2% - 85.1%	2	0.7%	E06000017
17UK South Derbyshire LD	E	East Midlands	789	239	550			0		E10000007
32UF South Holland LD	E	East Midlands	912	184	715	78.4%	75.6% - 80.9%	13	1.4%	E10000019
32UG South Kesteven LD	E	East Midlands	1,477	318	1,118	75.7%	73.4% - 77.8%	41	2.8%	E10000019
34UG South Northamptonshire LD	E	East Midlands	681	120	552			9		E10000021
34UH Wellingborough LD	E	East Midlands	928	249	643	69.3%	66.2% - 72.2%	36	3.9%	E10000021
32UH West Lindsey LD	E	East Midlands	776	229	541	69.7%	66.4% - 72.8%	6	0.8%	E10000019
00CN Birmingham MD	F	West Midlands	14,000	3,869	10,042			89		E08000025
47UB Bromsgrove LD	F	West Midlands	869	253	610	70.2%	67.1% - 73.1%	6	0.7%	E10000034
41UB Cannock Chase LD	F	West Midlands	536	171	363			2		E10000028
00CQ Coventry MD	F	West Midlands	4,575	1,098	3,470	75.8%	74.6% - 77.1%	7	0.2%	E08000026
00CR Dudley MD	F	West Midlands	3,586	1,380	2,098	58.5%	56.9% - 60.1%	108	3.0%	E08000027
41UC East Staffordshire LD	F	West Midlands	1,415	393	1,020	72.1%	69.7% - 74.4%	2	0.1%	E10000028
00GA Herefordshire County UA	F	West Midlands	1,683	412	1,269	75.4%	73.3% - 77.4%	2	0.1%	E06000019
41UD Lichfield LD	F	West Midlands	702	165	537			0		E10000028
47UC Malvern Hills LD	F	West Midlands	521	131	375			15		E10000034
41UE Newcastle-Under-Lyme LD	F	West Midlands	1,208	677	531	44.0%	41.2% - 46.8%	0	0.0%	E10000028
44UB North Warwickshire LD	F	West Midlands	631	197	431	68.3%	64.6% - 71.8%	3	0.5%	E10000031
44UC Nuneaton and Bedworth LD	F	West Midlands	1,342	521	808			13		E10000031
47UD Redditch LD	F	West Midlands	1,069	419	637	59.6%	56.6% - 62.5%	13	1.2%	E10000034
44UD Rugby LD	F	West Midlands	1,194	207	985	82.5%	80.2% - 84.5%	2	0.2%	E10000031
00CS Sandwell MD	F	West Midlands	2,495	957	1,491			47		E08000028
00GG Shropshire UA	F	West Midlands	2,573	619	1,934			20		E06000051
00CT Solihull MD	F	West Midlands	2,430	644	1,781	73.3%	71.5% - 75.0%	5	0.2%	E08000029
41UF South Staffordshire LD	F	West Midlands	696	214	480			2		E10000028
41UG Stafford LD	F	West Midlands	242	115	127			0		E10000028
41UH Staffordshire Moorlands LD	F	West Midlands	752	372	377			3		E10000028
00GL Stoke-On-Trent UA	F	West Midlands	3,573	2,264	1,309	36.6%	35.1% - 38.2%	0	0.0%	E06000021
44UE Stratford-On-Avon LD	F	West Midlands	1,051	230	806	76.7%	74.0% - 79.1%	15	1.4%	E10000031
41UK Tamworth LD	F	West Midlands	998	342	655	65.6%	62.6% - 68.5%	1	0.1%	E10000028
00GF Telford and Wrekin UA	F	West Midlands	2,126	657	1,432	67.4%	65.3% - 69.3%	37	1.7%	E06000020

Table 8: Initiation of breastfeeding, by LAD and Government Office Region - 2013/14 Outturn

Source: NHS England
Crown Copyright © 2014

Code Name	Code	GOR Name	Number of maternities (1)	Maternities where breastfeeding was known (2)				Maternities whose breastfeeding status not known (3)		ONS Code
			2013/14 OT	No. not initiated	No. initiated	%	95% confidence interval	No. not initiated	%	
00CU Walsall MD	F	West Midlands	3,615	1,299	2,291	63.4%	61.8% - 64.9%	25	0.7%	E08000030
44UF Warwick LD	F	West Midlands	1,475	252	1,154	78.2%	76.1% - 80.3%	69	4.7%	E10000031
00CW Wolverhampton MD	F	West Midlands	3,453	1,186	2,261	65.5%	63.9% - 67.0%	6	0.2%	E08000031
47UE Worcester LD	F	West Midlands	1,418	432	936	66.0%	63.5% - 68.4%	50	3.5%	E10000034
47UF Wychavon LB	F	West Midlands	894	277	585			32		E10000034
47UG Wyre Forest	F	West Midlands	1,062	427	597	56.2%	53.2% - 59.2%	38	3.6%	E10000034
42UB Babergh LD	G	East of England	649	130	517			2		E10000029
22UB Basildon LD	G	East of England	2,120	661	1,445	68.2%	66.1% - 70.1%	14	0.7%	E10000012
00KB Bedford UA	G	East of England	2,098	397	1,675	79.8%	78.1% - 81.5%	26	1.2%	E06000055
22UC Braintree LD	G	East of England	1,509	407	1,075			27		E10000012
33UB Breckland LD	G	East of England	1,398	301	1,092	78.1%	75.9% - 80.2%	5	0.4%	E10000020
22UD Brentwood LD	G	East of England	798	166	623	78.1%	75.1% - 80.8%	9	1.1%	E10000012
33UC Broadland LD	G	East of England	940	141	799			0		E10000020
26UB Broxbourne LD	G	East of England	321	82	233			6		E10000015
12UB Cambridge LD	G	East of England	1,666	166	1,491	89.5%	87.9% - 90.9%	9	0.5%	E10000003
22UE Castle Point LD	G	East of England	228	64	143			21		E10000012
00KC Central Bedfordshire UA	G	East of England	2,045	459	1,554			32		E06000056
22UF Chelmsford LD	G	East of England	1,965	355	1,553	79.0%	77.2% - 80.8%	57	2.9%	E10000012
22UG Colchester LD	G	East of England	2,192	388	1,803	82.3%	80.6% - 83.8%	1	0.0%	E10000012
26UC Dacorum LD	G	East of England	1,437	404	1,027			6		E10000015
12UC East Cambridgeshire LD	G	East of England	906	121	784			1		E10000003
26UD East Hertfordshire LD	G	East of England	261	27	232			2		E10000015
22UH Epping Forest LD	G	East of England	117	20	66			31		E10000012
12UD Fenland LD	G	East of England	1,268	362	887	70.0%	67.4% - 72.4%	19	1.5%	E10000003
42UC Forest Heath LD	G	East of England	738	142	594	80.5%	77.5% - 83.2%	2	0.3%	E10000029
33UD Great Yarmouth LD	G	East of England	1,083	292	781	72.1%	69.4% - 74.7%	10	0.9%	E10000020
22UJ Harlow LD	G	East of England	30	10	17			3		E10000012
26UE Hertsmere LD	G	East of England	1,441	319	1,118	77.6%	75.4% - 79.7%	4	0.3%	E10000015
12UE Huntingdonshire LD	G	East of England	1,902	379	1,519	79.9%	78.0% - 81.6%	4	0.2%	E10000003
42UD Ipswich LD	G	East of England	2,001	491	1,501	75.0%	73.1% - 76.9%	9	0.4%	E10000029
33UE Kings Lynn and West Norfolk LD	G	East of England	1,399	437	939			23		E10000020
00KA Luton UA	G	East of England	3,636	879	2,755	75.8%	74.4% - 77.1%	2	0.1%	E06000032
22UK Maldon LD	G	East of England	476	139	325			12		E10000012
42UE Mid Suffolk LD	G	East of England	812	112	696	85.7%	83.1% - 88.0%	4	0.5%	E10000029
26UF North Hertfordshire LD	G	East of England	371	55	315			1		E10000015
33UF North Norfolk LD	G	East of England	763	152	611	80.1%	77.1% - 82.8%	0	0.0%	E10000020
33UG Norwich LD	G	East of England	1,853	376	1,477	79.7%	77.8% - 81.5%	0	0.0%	E10000020
00JA Peterborough UA	G	East of England	2,898	725	2,110	72.8%	71.2% - 74.4%	63	2.2%	E06000031
22UL Rochford LD	G	East of England	205	48	142			15		E10000012
12UG South Cambridgeshire LD	G	East of England	1,312	137	1,173			2		E10000003
33UH South Norfolk LD	G	East of England	1,189	178	1,009	84.9%	82.7% - 86.8%	2	0.2%	E10000020
00KF Southend-On-Sea UA	G	East of England	529	123	353			53		E06000033
26UG St. Albans LD	G	East of England	1,417	255	1,158			4		E10000015
42UF St. Edmundsbury LD	G	East of England	1,158	224	933	80.6%	78.2% - 82.7%	1	0.1%	E10000029
26UH Stevenage LD	G	East of England	21	5	14			2		E10000015
42UG Suffolk Coastal LD	G	East of England	855	156	695			4		E10000029
22UN Tendring LD	G	East of England	1,326	373	949	71.6%	69.1% - 73.9%	4	0.3%	E10000012
26UJ Three Rivers LD	G	East of England	786	227	556			3		E10000015
00KG Thurrock UA	G	East of England	2,099	573	1,493			33		E06000034
22UQ Uttlesford LD	G	East of England	631	92	537			2		E10000012
26UK Watford LD	G	East of England	1,455	353	1,098	75.5%	73.2% - 77.6%	4	0.3%	E10000015
42UH Waveney LD	G	East of England	1,217	316	889	73.0%	70.5% - 75.5%	12	1.0%	E10000029
26UL Welwyn Hatfield LD	G	East of England	152	26	119			7		E10000015
00AB Barking and Dagenham LB	H	London	2,921	622	2,239			60		E09000002
00AC Barnet LB	H	London	5,011	447	4,473	89.3%	88.4% - 90.1%	91	1.8%	E09000003
00AD Bexley LB	H	London	1,810	515	1,243			52		E09000004
00AE Brent LB	H	London	5,336	650	4,611	86.4%	85.5% - 87.3%	75	1.4%	E09000005
00AF Bromley LB	H	London	334	47	251			36		E09000006
00AG Camden LB	H	London	2,372	150	2,094			128		E09000007
00AA City of London LB	H	London	67	2	64	95.5%	87.6% - 98.5%	1	1.5%	E09000001
00AH Croydon LB	H	London	4,641	523	4,047			71		E09000008
00AJ Ealing LB	H	London	5,571	471	4,968	89.2%	88.3% - 90.0%	132	2.4%	E09000009
00AK Enfield LB	H	London	4,351	879	3,426	78.7%	77.5% - 79.9%	46	1.1%	E09000010
00AL Greenwich LB	H	London	2,380	375	1,879			126		E09000011
00AM Hackney LB	H	London	4,383	327	4,026	91.9%	91.0% - 92.6%	30	0.7%	E09000012
00AN Hammersmith and Fulham LB	H	London	2,304	186	2,064	89.6%	88.3% - 90.8%	54	2.3%	E09000013
00AP Haringey LB	H	London	4,082	659	3,382	82.9%	81.7% - 84.0%	41	1.0%	E09000014
00AQ Harrow LB	H	London	3,071	443	2,605	84.8%	83.5% - 86.1%	23	0.7%	E09000015
00AR Havering LB	H	London	2,760	683	2,022	73.3%	71.6% - 74.9%	55	2.0%	E09000016
00AS Hillingdon LB	H	London	3,861	655	3,180	82.4%	81.1% - 83.5%	26	0.7%	E09000017
00AT Hounslow LB	H	London	3,880	303	3,531	91.0%	90.1% - 91.9%	46	1.2%	E09000018
00AU Islington LB	H	London	2,869	269	2,469	86.1%	84.7% - 87.3%	131	4.6%	E09000019
00AW Kensington and Chelsea LB	H	London	1,615	129	1,475	91.3%	89.9% - 92.6%	11	0.7%	E09000020

Table 8: Initiation of breastfeeding, by LAD and Government Office Region - 2013/14 Outturn

Source: NHS England
Crown Copyright © 2014

Code	Name	Code	GOR Name	Number of maternities (1) 2013/14 OT		Maternities where breastfeeding was known (2) 2013/14 OT				Maternities whose breastfeeding status not known (3) 2013/14 OT		ONS Code
				No.	No.	No. not initiated	No. initiated	%	95% confidence interval	No. not initiated	%	
00AX	Kingston Upon Thames LB	H	London	2,312	223	2,055	88.9%	87.5% - 90.1%		34	1.5%	E09000021
00AY	Lambeth LB	H	London	4,696	341	4,232	90.1%	89.2% - 90.9%		123	2.6%	E09000022
00AZ	Lewisham LB	H	London	4,537	474	3,852	84.9%	83.8% - 85.9%		211	4.7%	E09000023
00BA	Merton LB	H	London	2,946	272	2,642				32		E09000024
00BB	Newham LB	H	London	1,853	138	1,652				63		E09000025
00BC	Redbridge LB	H	London	2,900	318	2,202				380		E09000026
00BD	Richmond Upon Thames LB	H	London	2,790	177	2,582	92.5%	91.5% - 93.5%		31	1.1%	E09000027
00BE	Southwark LB	H	London	4,969	441	4,380	88.1%	87.2% - 89.0%		148	3.0%	E09000028
00BF	Sutton LB	H	London	2,334	340	1,990				4		E09000029
00BG	Tower Hamlets LB	H	London	1,678	121	1,378				179		E09000030
00BH	Waltham Forest LB	H	London	2,370	221	1,542				607		E09000031
00BJ	Wandsworth LB	H	London	5,081	312	4,723	93.0%	92.2% - 93.6%		46	0.9%	E09000032
00BK	Westminster LB	H	London	2,161	220	1,909				32		E09000033
45JB	Adur LD	J	South East	694	154	520	74.9%	71.6% - 78.0%		20	2.9%	E10000032
45UC	Arun LD	J	South East	1,419	242	1,153	81.3%	79.1% - 83.2%		24	1.7%	E10000032
29UB	Ashford LD	J	South East	1,382	330	1,006	72.8%	70.4% - 75.1%		46	3.3%	E10000016
11UB	Aylesbury Vale LD	J	South East	221	23	177				21		E10000002
24UB	Basingstoke and Deane LD	J	South East	1,998	407	1,585	79.3%	77.5% - 81.0%		6	0.3%	E10000014
00MA	Bracknell Forest UA	J	South East	1,400	225	1,159	82.8%	80.7% - 84.7%		16	1.1%	E06000036
00ML	Brighton and Hove UA	J	South East	2,946	306	2,585	87.7%	86.5% - 88.9%		55	1.9%	E06000043
29UC	Canterbury LD	J	South East	1,437	340	1,044	72.7%	70.3% - 74.9%		53	3.7%	E10000016
38UB	Cherwell LD	J	South East	1,744	383	1,327	76.1%	74.0% - 78.0%		34	1.9%	E10000025
45UD	Chichester LD	J	South East	890	113	764				13		E10000032
11UC	Chiltern LD	J	South East	73	11	59				3		E10000002
45UE	Crawley LD	J	South East	258	38	217				3		E10000032
29UD	Dartford LD	J	South East	1,479	435	1,008	68.2%	65.7% - 70.5%		36	2.4%	E10000016
29UE	Dover LD	J	South East	1,072	293	692				87	8.1%	E10000016
24UC	East Hampshire LD	J	South East	995	184	782				29		E10000014
21UC	Eastbourne LD	J	South East	56	10	38				8		E10000011
24UD	Eastleigh LD	J	South East	1,654	329	1,306	79.0%	76.9% - 80.9%		19	1.1%	E10000014
43UB	Elmbridge LD	J	South East	1,737	204	1,513	87.1%	85.4% - 88.6%		20	1.2%	E10000030
43UC	Epsom and Ewell LD	J	South East	898	120	775	86.3%	83.9% - 88.4%		3	0.3%	E10000030
24UE	Fareham LD	J	South East	1,100	230	834	75.8%	73.2% - 78.3%		36	3.3%	E10000014
24UF	Gosport LD	J	South East	910	288	577				45		E10000014
29UG	Gravesham LD	J	South East	1,470	508	919	62.5%	60.0% - 65.0%		43	2.9%	E10000016
43UD	Guildford LD	J	South East	1,237	216	1,018				3		E10000030
24UG	Hart LD	J	South East	981	121	849	86.5%	84.3% - 88.5%		11	1.1%	E10000014
21UD	Hastings LD	J	South East	17	8	8				1		E10000011
24UH	Havant LD	J	South East	1,241	385	813	65.5%	62.8% - 68.1%		43	3.5%	E10000014
45UF	Horsham LD	J	South East	779	105	658				16		E10000032
00MW	Isle of Wight UA	J	South East	7	1	4				2		E06000046
21UF	Lewes LD	J	South East	761	103	654				4		E10000011
29UH	Maidstone LD	J	South East	1,758	363	1,366	77.7%	75.7% - 79.6%		29	1.6%	E10000016
00LC	Medway UA	J	South East	3,536	1,092	2,434	68.8%	67.3% - 70.3%		10	0.3%	E06000035
45UG	Mid Sussex LD	J	South East	1,466	134	1,318	89.9%	88.3% - 91.3%		14	1.0%	E10000032
00MG	Milton Keynes UA	J	South East	3,748	270	2,236				1,242	33.1%	E06000042
43UE	Mole Valley LD	J	South East	536	59	477				0		E10000030
24UJ	New Forest LD	J	South East	1,462	248	1,184	81.0%	78.9% - 82.9%		30	2.1%	E10000014
38UC	Oxford LD	J	South East	1,946	303	1,621	83.3%	81.6% - 84.9%		22	1.1%	E10000025
00MR	Portsmouth UA	J	South East	2,722	799	1,799	66.1%	64.3% - 67.8%		124	4.6%	E06000044
00MC	Reading UA	J	South East	2,940	604	2,309	78.5%	77.0% - 80.0%		27	0.9%	E06000038
43UF	Reigate and Banstead LD	J	South East	469	90	378				1		E10000030
21UG	Rother LD	J	South East	26	3	20				3		E10000011
43UG	Runnymede LD	J	South East	849	127	716				6		E10000030
24UL	Rushmoor LD	J	South East	1,321	246	1,059	80.2%	77.9% - 82.2%		16	1.2%	E10000014
29UK	Sevenoaks LD	J	South East	977	205	754				18		E10000016
29UL	Shepway LD	J	South East	1,061	305	719				37		E10000016
00MD	Slough UA	J	South East	663	144	513				6		E06000039
11UE	South Bucks LD	J	South East	204	44	156				4		E10000002
38UD	South Oxfordshire LD	J	South East	1,354	212	1,106				36		E10000025
00MS	Southampton UA	J	South East	3,280	762	2,444	74.5%	73.0% - 76.0%		74	2.3%	E06000045
43UH	Spelthorne LD	J	South East	1,187	204	977	82.3%	80.0% - 84.4%		6	0.5%	E10000030
43UJ	Surrey Heath LD	J	South East	1,065	161	883	82.9%	80.5% - 85.1%		21	2.0%	E10000030
29UM	Swale LD	J	South East	1,608	563	1,027	63.9%	61.5% - 66.2%		18	1.1%	E10000016
43UK	Tandridge LD	J	South East	91	11	78				2		E10000030
24UN	Test Valley LD	J	South East	1,024	197	823				4		E10000014
29UN	Thanet LD	J	South East	1,554	457	1,047	67.4%	65.0% - 69.7%		50	3.2%	E10000016
29UP	Tonbridge and Malling LD	J	South East	1,362	288	1,052	77.2%	74.9% - 79.4%		22	1.6%	E10000016
29UQ	Tunbridge Wells LD	J	South East	1,302	184	1,096	84.2%	82.1% - 86.1%		22	1.7%	E10000016
38UE	Vale of White Horse LD	J	South East	1,274	228	1,027	80.6%	78.4% - 82.7%		19	1.5%	E10000025
43UL	Waverley LD	J	South East	1,426	218	1,202	84.3%	82.3% - 86.1%		6	0.4%	E10000030
21UH	Wealden LD	J	South East	605	67	528				10		E10000011
00MB	West Berkshire UA	J	South East	1,582	315	1,262				5		E06000037

Table 8: Initiation of breastfeeding, by LAD and Government Office Region - 2013/14 Outturn

Source: NHS England
Crown Copyright © 2014

Code	Name	Code	GOR Name	Number of maternities (1) 2013/14 OT		Maternities where breastfeeding was known (2) 2013/14 OT					Maternities whose breastfeeding status not known (3) 2013/14 OT		ONS Code
				No.	No.	No. not initiated	No. initiated	%	95% confidence interval	No. not initiated	No.	%	
38UF	West Oxfordshire LD	J	South East	1,191	205	972	81.6%	79.3% - 83.7%			14	1.2%	E10000025
24UP	Winchester LD	J	South East	1,140	183	947	83.1%	80.8% - 85.1%			10	0.9%	E10000014
00ME	Windsor and Maidenhead UA	J	South East	749	86	660					3		E06000040
43UM	Woking LD	J	South East	1,269	180	1,084	85.4%	83.4% - 87.3%			5	0.4%	E10000030
00MF	Wokingham UA	J	South East	1,445	241	1,193					11		E06000041
45UH	Worthing LD	J	South East	1,118	224	866	77.5%	74.9% - 79.8%			28	2.5%	E10000032
11UF	Wycombe LD	J	South East	258	17	236					5		E10000002
00HA	Bath and North East Somerset UA	K	South West	1,840	262	1,565	85.1%	83.4% - 86.6%			13	0.7%	E06000022
00HN	Bournemouth UA	K	South West	2,026	265	1,654					107	5.3%	E06000028
00HB	Bristol UA	K	South West	5,683	791	4,667	82.1%	81.1% - 83.1%			225	4.0%	E06000023
23UB	Cheltenham LD	K	South West	1,115	200	912					3		E10000013
19UC	Christchurch LD	K	South West	374	66	280					28	7.5%	E10000009
00HE	Cornwall UA	K	South West	5,408	1,275	3,806					327	6.0%	E06000052
23UC	Cotswold LD	K	South West	586	91	494					1		E10000013
18UB	East Devon LD	K	South West	936	215	702					19		E10000008
19UD	East Dorset LD	K	South West	509	87	400					22		E10000009
18UC	Exeter LD	K	South West	1,406	324	1,064	75.7%	73.4% - 77.8%			18	1.3%	E10000008
23UD	Forest of Dean LD	K	South West	478	111	367					0		E10000013
23UE	Gloucester LD	K	South West	1,407	358	1,048					1		E10000013
00HF	Isles of Scilly UA	K	South West	25	1	19					5	20.0%	E06000053
40UB	Mendip LD	K	South West	1,045	167	875	83.7%	81.4% - 85.8%			3	0.3%	E10000027
18UD	Mid Devon LD	K	South West	820	173	628	76.6%	73.6% - 79.4%			19	2.3%	E10000008
18UE	North Devon LD	K	South West	981	173	776	79.1%	76.4% - 81.5%			32	3.3%	E10000008
19UE	North Dorset LD	K	South West	644	95	545	84.6%	81.6% - 87.2%			4	0.6%	E10000009
00HC	North Somerset UA	K	South West	1,942	308	1,569					65		E06000024
00HG	Plymouth UA	K	South West	3,074	843	2,199	71.5%	69.9% - 73.1%			32	1.0%	E06000026
00HP	Poole UA	K	South West	1,743	291	1,300					152	8.7%	E06000029
19UG	Purbeck LD	K	South West	278	37	231					10		E10000009
40UC	Sedgemoor LD	K	South West	1,225	241	981	80.1%	77.8% - 82.2%			3	0.2%	E10000027
00HD	South Gloucestershire UA	K	South West	2,019	356	1,579					84		E06000025
18UG	South Hams LD	K	South West	333	36	293					4		E10000008
40UD	South Somerset LD	K	South West	1,649	296	1,346	81.6%	79.7% - 83.4%			7	0.4%	E10000027
23UF	Stroud LD	K	South West	802	125	675					2		E10000013
00HX	Swindon UA	K	South West	2,801	612	2,174	77.6%	76.0% - 79.1%			15	0.5%	E06000030
40UE	Taunton Deane LD	K	South West	1,159	170	989	85.3%	83.2% - 87.3%			0	0.0%	E10000027
18UH	Teignbridge LD	K	South West	289	46	240					3		E10000008
23UG	Tewkesbury LD	K	South West	528	103	424					1		E10000013
00HH	Torbay UA	K	South West	43	9	34					0		E06000027
18UK	Torridge LD	K	South West	625	120	481	77.0%	73.5% - 80.1%			24	3.8%	E10000008
18UL	West Devon LD	K	South West	456	57	394	86.4%	83.0% - 89.2%			5	1.1%	E10000008
19UH	West Dorset LD	K	South West	742	107	620	83.6%	80.7% - 86.1%			15	2.0%	E10000009
40UF	West Somerset LD	K	South West	271	39	231	85.2%	80.5% - 89.0%			1	0.4%	E10000027
19UJ	Weymouth and Portland LD	K	South West	722	169	541	74.9%	71.6% - 78.0%			12	1.7%	E10000009
00HY	Wiltshire UA	K	South West	4,950	902	4,025	81.3%	80.2% - 82.4%			23	0.5%	E06000054

Notes:

1. Red cells mean that no. of maternities does not meet validation criteria (see definitions sheet for details).
2. Blank cells mean that data do not meet validation criteria (see definitions sheet for details).
3. Shaded cells mean that percentage of mothers' whose breastfeeding status was recorded falls short of data quality standard of 95%.
4. England actuals and percentages are calculated including the data from those CCGs who have failed the validation criteria.

Data submitted by providers against registered practice code is to be published on an annual basis irrespective of data quality concerns.

GP practice codes where there have been no data submitted against have been excluded from the publication.

Data between 5-1 has been suppressed and replaced with * in the data columns

If the denominator is the less 20 any percentage derived from that figure could misleading as it is the by-product of a small number so publish the percentage in *italics*.

In the columns for percentage mothers Initiating breastfeeding, percentage mothers not Initiating breastfeeding and Percentage mothers with no known status Zero percent is represented by "-."

General Practices are published based on the NHS England Area Team and CCG geography.

Table 9 Q44 CHESHIRE, WARRINGTON AND WIRRAL AREA TEAM

Table 9 Q45 DURHAM, DARLINGTON AND TEES AREA TEAM

Table 9 Q46 GREATER MANCHESTER AREA TEAM

Table 9 Q47 LANCASHIRE AREA TEAM

Table 9 Q48 MERSEYSIDE AREA TEAM

Table 9 Q49 CUMBRIA, NORTHUMBERLAND, TYNE AND WEAR AREA TEAM

Table 9 Q50 NORTH YORKSHIRE AND HUMBER AREA TEAM

Table 9 Q51 SOUTH YORKSHIRE AND BASSETLAW AREA TEAM

Table 9 Q52 WEST YORKSHIRE AREA TEAM

Table 9 Q53 ARDEN, HEREFORDSHIRE AND WORCESTERSHIRE AREA TEAM

Table 9 Q54 BIRMINGHAM AND THE BLACK COUNTRY AREA TEAM

Table 9 Q55 DERBYSHIRE AND NOTTINGHAMSHIRE AREA TEAM

Table 9 Q56 EAST ANGLIA AREA TEAM

Table 9 Q57 ESSEX AREA TEAM

Table 9 Q58 HERTFORDSHIRE AND THE SOUTH MIDLANDS AREA TEAM

Table 9 Q59 LEICESTERSHIRE AND LINCOLNSHIRE AREA TEAM

Table 9 Q60 SHROPSHIRE AND STAFFORDSHIRE AREA TEAM

Table 9 Q64 BATH, GLOUCESTERSHIRE, SWINDON AND WILTSHIRE AREA TEAM

Table 9 Q65 BRISTOL, NORTH SOMERSET, SOMERSET AND SOUTH GLOUCESTERSHIRE AREA TEAM

Table 9 Q66 DEVON, CORNWALL AND ISLES OF SCILLY AREA TEAM

Table 9 Q67 KENT AND MEDWAY AREA TEAM

Table 9 Q68 SURREY AND SUSSEX AREA TEAM

Table 9 Q69 THAMES VALLEY AREA TEAM

Table 9 Q70 WESSEX AREA TEAM

Table 9 Q71 LONDON AREA TEAM

Table 9 : Breastfeeding initiation, by GP Practice, CCG, Area Team 2013/14 - Annual

Source: NHS England

Crown Copyright © 2014



Code	CCG Name	Code	GP Practice name	Number of maternities	Percentage mothers Initiating Breastfeeding	Percentage mothers not Initiating Breastfeeding	Percentage mothers with no known status
01C	NHS EASTERN CHESHIRE CCG	N81033	16 GEORGE STREET	57	77%	18%	*
01C	NHS EASTERN CHESHIRE CCG	N81049	ANNANDALE MEDICAL CENTRE	59	78%	20%	*
01C	NHS EASTERN CHESHIRE CCG	N81022	BOLLINGTON MEDICAL CENTRE	85	82%	11%	7%
01C	NHS EASTERN CHESHIRE CCG	N81632	BROKEN CROSS SURGERY	80	70%	26%	*
01C	NHS EASTERN CHESHIRE CCG	N81069	CHELFORD SURGERY	17	88%	*	-
01C	NHS EASTERN CHESHIRE CCG	N81062	CUMBERLAND HOUSE	132	66%	32%	*
01C	NHS EASTERN CHESHIRE CCG	N81070	HANDFORTH HEALTH CENTRE	109	62%	36%	*
01C	NHS EASTERN CHESHIRE CCG	N81013	HIGH STREET SURGERY	89	66%	26%	8%
01C	NHS EASTERN CHESHIRE CCG	N81077	HOLMES CHAPEL HEALTH CTR	81	70%	28%	*
01C	NHS EASTERN CHESHIRE CCG	N81002	KENMORE MEDICAL CENTRE	112	81%	17%	*
01C	NHS EASTERN CHESHIRE CCG	N81052	LAWTON HOUSE SURGERY	87	54%	39%	7%
01C	NHS EASTERN CHESHIRE CCG	N81042	MANCHESTER ROAD MED/CTR	65	88%	11%	*
01C	NHS EASTERN CHESHIRE CCG	N81021	MCILVRIDE MEDICAL PRACT	36	97%	*	-
01C	NHS EASTERN CHESHIRE CCG	N81118	MEADOWSIDE MEDICAL CENTRE	95	76%	19%	*
01C	NHS EASTERN CHESHIRE CCG	N81088	PARK GREEN HOUSE SURGERY	108	64%	30%	6%
01C	NHS EASTERN CHESHIRE CCG	N81085	PARK LANE HOUSE MED CTR	100	68%	24%	8%
01C	NHS EASTERN CHESHIRE CCG	N81073	PRIORSLEIGH MEDICAL CTR.	78	81%	17%	*
01C	NHS EASTERN CHESHIRE CCG	N81027	READESMOOR MED.GRP.PRACT	109	72%	24%	*
01C	NHS EASTERN CHESHIRE CCG	N81029	SOUTH PARK SURGERY	140	64%	30%	6%
01C	NHS EASTERN CHESHIRE CCG	N81112	THE SCHOOLHOUSE SURGERY	42	81%	17%	*
01C	NHS EASTERN CHESHIRE CCG	N81026	TOFT ROAD SURGERY	105	75%	17%	8%
01C	NHS EASTERN CHESHIRE CCG	N81086	WILMSLOW HEALTH CENTRE	163	83%	11%	6%
01R	NHS SOUTH CHESHIRE CCG	N81071	95 CINDERHILL LANE	24	67%	33%	-
01R	NHS SOUTH CHESHIRE CCG	N81032	ASHFIELDS P/CARE CENTRE	171	72%	28%	-
01R	NHS SOUTH CHESHIRE CCG	N81001	AUDLEM MEDICAL PRACTICE	34	76%	24%	-
01R	NHS SOUTH CHESHIRE CCG	N81008	CEDARS MEDICAL CENTRE	68	68%	32%	-
01R	NHS SOUTH CHESHIRE CCG	N81015	DELAMERE PRACTICE	169	56%	44%	-
01R	NHS SOUTH CHESHIRE CCG	N81053	EARNSWOOD MEDICAL CENTRE	188	58%	42%	-
01R	NHS SOUTH CHESHIRE CCG	N81068	GROSVENOR MEDICAL CENTRE	144	47%	52%	*
01R	NHS SOUTH CHESHIRE CCG	N81043	HASLINGTON SURGERY	38	74%	26%	-
01R	NHS SOUTH CHESHIRE CCG	N81044	HUNGERFORD MEDICAL CENTRE	109	66%	34%	-
01R	NHS SOUTH CHESHIRE CCG	N81111	MEREPARK MEDICAL CENTRE	51	67%	33%	-
01R	NHS SOUTH CHESHIRE CCG	N81016	MILCROFT MEDICAL CENTRE	219	74%	26%	-
01R	NHS SOUTH CHESHIRE CCG	N81010	NANTWICH HEALTH CENTRE	67	76%	24%	-
01R	NHS SOUTH CHESHIRE CCG	N81039	OAKLANDS	105	57%	42%	*
01R	NHS SOUTH CHESHIRE CCG	N81084	ROPE GREEN MEDICAL CENTRE	134	75%	24%	*
01R	NHS SOUTH CHESHIRE CCG	N81642	THE ACORNS SURGERY	48	71%	29%	-
01R	NHS SOUTH CHESHIRE CCG	N81047	THE KILTEARN MEDICAL CTR.	128	77%	23%	-
01R	NHS SOUTH CHESHIRE CCG	N81090	TUDOR SURGERY	38	79%	21%	-
01R	NHS SOUTH CHESHIRE CCG	N81614	WRENBURY MEDICAL CENTRE NANTWICH ROAD WRE	19	74%	*	-
02D	NHS VALE ROYAL CCG	N81113	163 MIDDLEWICH ROAD	77	53%	47%	-
02D	NHS VALE ROYAL CCG	N81055	2 WATLING STREET	74	65%	35%	-
02D	NHS VALE ROYAL CCG	N81087	DANEBRIDGE MEDICAL CENTRE	215	72%	28%	-
02D	NHS VALE ROYAL CCG	N81025	FIRDALE MEDICAL CENTRE	100	63%	37%	-
02D	NHS VALE ROYAL CCG	N81040	HIGH STREET MED/PRACTICE	80	58%	43%	-
02D	NHS VALE ROYAL CCG	N81067	OAKWOOD MEDICAL CENTRE	92	62%	38%	-

Table 9 : Breastfeeding initiation, by GP Practice, CCG, Area Team 2013/14 - Annual

Source: NHS England

Crown Copyright © 2014



Code	CCG Name	Code	GP Practice name	Number of maternities	Percentage mothers Initiating Breastfeeding	Percentage mothers not Initiating Breastfeeding	Percentage mothers with no known status
02D	NHS VALE ROYAL CCG	N81024	SWANLOW MEDICAL CENTRE	123	59%	41%	-
02D	NHS VALE ROYAL CCG	N81074	THE SURGERY	43	35%	65%	-
02D	NHS VALE ROYAL CCG	N81127	THE WEAVER VALE SURGERY	101	50%	50%	-
02D	NHS VALE ROYAL CCG	N81051	THE WEAVERHAM SURGERY	79	62%	38%	-
02D	NHS VALE ROYAL CCG	N81123	WILLOW WOOD SURGERY	74	54%	46%	-
02D	NHS VALE ROYAL CCG	N81061	WITTON STREET SURGERY	67	69%	31%	-
02E	NHS WARRINGTON CCG	N81107	280 MANCHESTER ROAD	40	65%	35%	-
02E	NHS WARRINGTON CCG	N81645	4 SEASONS MEDICAL CENTRE	55	49%	51%	-
02E	NHS WARRINGTON CCG	N81114	BIRCHWOOD MEDICAL CENTRE	132	68%	32%	-
02E	NHS WARRINGTON CCG	N81014	BROOKFIELD SURGERY	75	87%	13%	-
02E	NHS WARRINGTON CCG	N81028	CAUSEWAY MEDICAL CENTRE	71	48%	51%	*
02E	NHS WARRINGTON CCG	N81634	CCA CARE PARTNERSHIP	113	82%	17%	*
02E	NHS WARRINGTON CCG	N81637	COCKHEDGE MEDICAL CTR	40	63%	38%	-
02E	NHS WARRINGTON CCG	N81097	DALLAM LANE MEDICAL CENTRE	26	69%	27%	*
02E	NHS WARRINGTON CCG	N81628	ERIC MOORE PARTNERSHIP	120	58%	43%	-
02E	NHS WARRINGTON CCG	Y01108	FAIRFIELD SURGERY	30	53%	47%	-
02E	NHS WARRINGTON CCG	N81048	FEARNHEAD CROSS MED.CTR.	193	50%	48%	*
02E	NHS WARRINGTON CCG	N81089	GREENBANK SURGERY	101	66%	33%	*
02E	NHS WARRINGTON CCG	N81012	GUARDIAN STREET MED/CTR	124	64%	36%	-
02E	NHS WARRINGTON CCG	N81007	HOLES LANE MEDICAL CENTRE	99	71%	29%	-
02E	NHS WARRINGTON CCG	N81108	LAKESIDE SURGERY	122	87%	13%	-
02E	NHS WARRINGTON CCG	N81065	LATCHFORD MEDICAL CENTRE	64	72%	28%	-
02E	NHS WARRINGTON CCG	N81109	PADGATE MEDICAL CENTRE	73	63%	37%	-
02E	NHS WARRINGTON CCG	N81083	PARKVIEW MEDICAL PRACTICE	84	71%	27%	*
02E	NHS WARRINGTON CCG	N81020	PENKENTH HEALTH CENTRE	124	69%	31%	-
02E	NHS WARRINGTON CCG	N81036	SPRINGFIELD MEDICAL CENTRE	78	63%	36%	*
02E	NHS WARRINGTON CCG	N81075	STOCKTON HEATH MED.CENTRE	153	80%	19%	*
02E	NHS WARRINGTON CCG	N81623	STRETTON MEDICAL CENTRE	20	90%	*	-
02E	NHS WARRINGTON CCG	N81056	THE MEDICAL CENTRE	137	61%	38%	*
02E	NHS WARRINGTON CCG	N81041	THE PARTNERS OF HELSBY STREET MEDICAL CENTRE	101	60%	40%	-
02E	NHS WARRINGTON CCG	N81059	THE SURGERY	42	81%	17%	*
02E	NHS WARRINGTON CCG	N81122	WESTBROOK MEDICAL CENTRE	95	65%	35%	-
02F	NHS WEST CHESHIRE CCG	N81655	*NOT TO BE INCLUDED IN SURVEYS* ST MARTIN'S CLI	*	-	*	-
02F	NHS WEST CHESHIRE CCG	N81102	71 HOOLE ROAD	15	47%	53%	-
02F	NHS WEST CHESHIRE CCG	N81034	BOUGHTON MEDICAL GROUP	142	80%	20%	-
02F	NHS WEST CHESHIRE CCG	N81006	BUNBURY MEDICAL PRACTICE	34	79%	21%	-
02F	NHS WEST CHESHIRE CCG	N81082	CITY WALLS MEDICAL CENTRE	178	66%	34%	-
02F	NHS WEST CHESHIRE CCG	N81125	DR C STEERE	43	70%	30%	-
02F	NHS WEST CHESHIRE CCG	N81038	DRS DAVIES	36	83%	17%	-
02F	NHS WEST CHESHIRE CCG	N81126	FARNDON HEALTH CENTRE	28	82%	*	-
02F	NHS WEST CHESHIRE CCG	N81017	FRODSHAM MEDICAL PRACTICE	49	65%	35%	-
02F	NHS WEST CHESHIRE CCG	N81081	GARDEN LANE MEDICAL CTR.	90	80%	20%	-
02F	NHS WEST CHESHIRE CCG	N81093	GROUP PRACTICE SURGERY	63	52%	48%	-
02F	NHS WEST CHESHIRE CCG	N81009	HEATH LANE MEDICAL CENTRE	62	79%	21%	-
02F	NHS WEST CHESHIRE CCG	N81005	HELSBY HEALTH CENTRE	90	67%	33%	-
02F	NHS WEST CHESHIRE CCG	N81092	HOPE FARM MEDICAL CENTRE	127	63%	37%	-

Table 9 : Breastfeeding initiation, by GP Practice, CCG, Area Team 2013/14 - Annual

Source: NHS England

Crown Copyright © 2014



Code	CCG Name	Code	GP Practice name	Number of maternities	Percentage mothers Initiating Breastfeeding	Percentage mothers not Initiating Breastfeeding	Percentage mothers with no known status
02F	NHS WEST CHESHIRE CCG	N81120	KELSALL MEDICAL CENTRE	33	76%	24%	-
02F	NHS WEST CHESHIRE CCG	N81115	LACHE HEALTH CENTRE	107	55%	45%	-
02F	NHS WEST CHESHIRE CCG	N81060	NESTON SURGERY	68	63%	35%	*
02F	NHS WEST CHESHIRE CCG	N81080	NORTHGATE STREET MED CTRE	54	54%	46%	-
02F	NHS WEST CHESHIRE CCG	N81121	NORTHGATE VILLAGE SURGERY	59	75%	25%	-
02F	NHS WEST CHESHIRE CCG	N81117	OLD HALL SURGERY	74	62%	38%	-
02F	NHS WEST CHESHIRE CCG	N81046	PARK MEDICAL CENTRE	106	78%	22%	-
02F	NHS WEST CHESHIRE CCG	N81079	THE ELMS MEDICAL CENTRE	122	79%	21%	-
02F	NHS WEST CHESHIRE CCG	N81095	THE GREAT SUTTON MED.CTR.	59	71%	29%	-
02F	NHS WEST CHESHIRE CCG	N81094	THE GREAT SUTTON MED.CTR.	70	60%	40%	-
02F	NHS WEST CHESHIRE CCG	N81050	THE GREAT SUTTON MED.CTR.	80	59%	41%	-
02F	NHS WEST CHESHIRE CCG	N81101	THE HANDBRIDGE MED.CTR.	59	85%	15%	-
02F	NHS WEST CHESHIRE CCG	N81031	THE HEALTH CENTRE	35	89%	*	-
02F	NHS WEST CHESHIRE CCG	N81018	THE HEALTH CENTRE	48	79%	21%	-
02F	NHS WEST CHESHIRE CCG	N81030	THE KNOLL	86	78%	22%	-
02F	NHS WEST CHESHIRE CCG	N81624	THE ROOKERY SURGERY	25	76%	24%	-
02F	NHS WEST CHESHIRE CCG	N81104	THE WILLASTON SURGERY	23	87%	*	-
02F	NHS WEST CHESHIRE CCG	N81100	UPTON VILLAGE SURGERY	66	77%	23%	-
02F	NHS WEST CHESHIRE CCG	N81626	WESTERN AVE MEDICAL CTRE	57	51%	49%	-
02F	NHS WEST CHESHIRE CCG	N81607	WESTMINSTER SURGERY	28	43%	57%	-
02F	NHS WEST CHESHIRE CCG	N81091	WHITBY GROUP PRACTICE SURGERY (BLACK)	51	45%	55%	-
02F	NHS WEST CHESHIRE CCG	N81023	WHITBY GROUP PRACTICE SURGERY (GREEN)	41	56%	44%	-
02F	NHS WEST CHESHIRE CCG	N81063	YORK ROAD GROUP PRACTICE	171	50%	50%	-
12F	NHS WIRRAL CCG	N85635	*DORMANT*	*	-	*	-
12F	NHS WIRRAL CCG	N85004	*DORMANT*	8	88%	*	-
12F	NHS WIRRAL CCG	N85011	*DORMANT*	8	75%	*	-
12F	NHS WIRRAL CCG	N85009	156 COMMONFIELD ROAD	47	40%	57%	*
12F	NHS WIRRAL CCG	N85046	314 HOYLAKES ROAD	35	60%	40%	-
12F	NHS WIRRAL CCG	N85643	516-518 WOODCHURCH ROAD	18	67%	33%	-
12F	NHS WIRRAL CCG	N85052	71 GROVE ROAD	11	64%	*	-
12F	NHS WIRRAL CCG	Y02569	ALL DAY HEALTH CENTRE	6	*	*	-
12F	NHS WIRRAL CCG	N85648	BLACKHEATH MEDICAL CENTRE	24	54%	42%	*
12F	NHS WIRRAL CCG	N85017	CAVENDISH MEDICAL CENTRE	64	34%	66%	-
12F	NHS WIRRAL CCG	N85027	CENTRAL PARK MEDICAL CENTRE	114	50%	49%	*
12F	NHS WIRRAL CCG	N85633	CHURCH ROAD MEDICAL PRACTICE	26	77%	*	*
12F	NHS WIRRAL CCG	N85006	CIVIC MEDICAL CENTRE	102	77%	21%	*
12F	NHS WIRRAL CCG	N85044	CLAUGHTON MEDICAL CENTRE	98	49%	48%	*
12F	NHS WIRRAL CCG	N85015	DEVANEY MEDICAL CENTRE	88	57%	42%	*
12F	NHS WIRRAL CCG	N85619	EARLSTON ROAD SURGERY	29	41%	59%	-
12F	NHS WIRRAL CCG	N85005	EASTHAM GROUP PRACTICE	114	69%	30%	*
12F	NHS WIRRAL CCG	N85629	EGREMONT MEDICAL CENTRE	46	50%	48%	*
12F	NHS WIRRAL CCG	N85053	FIELD ROAD HEALTH CENTRE	39	69%	31%	-
12F	NHS WIRRAL CCG	N85031	GLADSTONE MEDICAL CENTRE	61	43%	57%	-
12F	NHS WIRRAL CCG	N85032	GREASBY HEALTH CENTRE	36	75%	25%	-
12F	NHS WIRRAL CCG	N85041	GREENWAY SURGERY	91	48%	52%	-
12F	NHS WIRRAL CCG	N85620	GROVE MEDICAL CENTRE	19	68%	*	*

Table 9 : Breastfeeding initiation, by GP Practice, CCG, Area Team 2013/14 - Annual

Source: NHS England

Crown Copyright © 2014



Code	CCG Name	Code	GP Practice name	Number of maternities	Percentage mothers Initiating Breastfeeding	Percentage mothers not Initiating Breastfeeding	Percentage mothers with no known status
12F	NHS WIRRAL CCG	N85037	HEATHERLANDS MEDICAL CTR.	44	27%	70%	*
12F	NHS WIRRAL CCG	N85007	HESWALL HEALTH CENTRE	84	79%	21%	-
12F	NHS WIRRAL CCG	N85022	HOLMLANDS MEDICAL CENTRE	32	44%	53%	*
12F	NHS WIRRAL CCG	N85059	HOYLAKE & MEOLS MEDICAL CENTRE_WIGHT JA	38	76%	21%	*
12F	NHS WIRRAL CCG	N85054	KINGS LANE MEDICAL PRACTICE	36	83%	17%	-
12F	NHS WIRRAL CCG	N85640	LEASOWE PRIMARY CARE CTR	52	35%	63%	*
12F	NHS WIRRAL CCG	N85616	LISCARD GROUP PRACTICE	47	64%	34%	*
12F	NHS WIRRAL CCG	N85023	MANOR HEALTH CENTRE	57	58%	39%	*
12F	NHS WIRRAL CCG	N85625	MIRIAM MEDICAL CENTRE	69	48%	48%	*
12F	NHS WIRRAL CCG	N85028	MORETON CROSS GROUP PRACT	75	57%	41%	*
12F	NHS WIRRAL CCG	N85040	MORETON HEALTH CLINIC	66	67%	33%	-
12F	NHS WIRRAL CCG	N85048	MORETON MEDICAL CENTRE	51	59%	39%	*
12F	NHS WIRRAL CCG	N85034	PARKFIELD MEDICAL CENTRE	53	43%	53%	*
12F	NHS WIRRAL CCG	N85051	PARKFIELD MEDICAL CENTRE	74	46%	49%	*
12F	NHS WIRRAL CCG	N85016	RIVERSIDE SURGERY	65	45%	54%	*
12F	NHS WIRRAL CCG	N85058	SILVERDALE	22	82%	*	-
12F	NHS WIRRAL CCG	N85024	SOMERVILLE MEDICAL CENTRE	99	51%	47%	*
12F	NHS WIRRAL CCG	N85617	SPITAL SURGERY	16	81%	*	-
12F	NHS WIRRAL CCG	N85025	ST HILARY GROUP PRACTICE	41	76%	22%	*
12F	NHS WIRRAL CCG	N85012	ST.GEORGES MEDICAL CENTRE	92	62%	37%	*
12F	NHS WIRRAL CCG	N85057	TEEHEY LANE MEDICAL CTR.	16	56%	44%	-
12F	NHS WIRRAL CCG	N85003	THE ALLPORT SURGERY	41	61%	39%	-
12F	NHS WIRRAL CCG	N85021	THE HAMILTON MEDICAL CTR.	25	36%	56%	*
12F	NHS WIRRAL CCG	N85029	THE HEALTH CENTRE	45	36%	64%	-
12F	NHS WIRRAL CCG	N85001	THE MEDICAL CENTRE	19	84%	*	*
12F	NHS WIRRAL CCG	N85047	THE ORCHARD	42	67%	33%	-
12F	NHS WIRRAL CCG	N85018	THE VILLA MEDICAL CENTRE	33	64%	36%	-
12F	NHS WIRRAL CCG	N85014	TOWNFIELD HEALTH CENTRE	60	57%	43%	-
12F	NHS WIRRAL CCG	N85013	UPTON GROUP PRACTICE	57	67%	32%	*
12F	NHS WIRRAL CCG	N85020	VICTORIA PARK HEALTH CENTRE	78	42%	56%	*
12F	NHS WIRRAL CCG	N85634	VITTORIA MEDICAL CENTRE	24	25%	75%	-
12F	NHS WIRRAL CCG	N85038	VITTORIA MEDICAL CENTRE	71	32%	65%	*
12F	NHS WIRRAL CCG	N85056	WALLASEY VILLAGE PRACTICE	34	65%	35%	-
12F	NHS WIRRAL CCG	N85002	WEST KIRBY HEALTH CENTRE	98	82%	17%	*
12F	NHS WIRRAL CCG	N85008	WEST WIRRAL GROUP PRACTICE	94	73%	24%	*
12F	NHS WIRRAL CCG	N85019	WHETSTONE LANE MED CENTRE	95	46%	52%	*
12F	NHS WIRRAL CCG	Y02162	WOODCHURCH MEDICAL CTR	30	30%	63%	*

Table 9 : Breastfeeding initiation, by GP Practice, CCG, Area Team 2013/14 - Annual

Source: NHS England

Crown Copyright © 2014



Code	CCG Name	Code	GP Practice name	Number of maternities	Percentage mothers Initiating Breastfeeding	Percentage mothers not Initiating Breastfeeding	Percentage mothers with no known status
00C	NHS DARLINGTON CCG	A83005	WHINFIELD SURGERY	110	59%	41%	-
00C	NHS DARLINGTON CCG	A83006	ORCHARD COURT SURGERY	89	62%	38%	-
00C	NHS DARLINGTON CCG	A83010	MOORLANDS SURGERY	139	70%	30%	-
00C	NHS DARLINGTON CCG	A83013	THE SURGERY	149	58%	42%	-
00C	NHS DARLINGTON CCG	A83031	CARMEL MEDICAL PRACTICE	81	74%	26%	-
00C	NHS DARLINGTON CCG	A83034	BLACKETTS MEDICAL PRACTICE	111	67%	33%	-
00C	NHS DARLINGTON CCG	A83040	CLIFTON COURT MED PRACT	158	54%	46%	-
00C	NHS DARLINGTON CCG	A83047	THE SURGERY	229	58%	42%	-
00C	NHS DARLINGTON CCG	A83048	THE SURGERY	35	77%	20%	*
00C	NHS DARLINGTON CCG	A83070	FELIX HOUSE SURGERY	49	80%	20%	-
00C	NHS DARLINGTON CCG	A83641	PARKGATE HEALTH CENTRE	78	67%	33%	-
00D	NHS DURHAM DALES, EASINGTON AND SE	A83001	ST ANDREWS MEDICAL PRACTICE	104	70%	30%	-
00D	NHS DURHAM DALES, EASINGTON AND SE	A83003	WILLINGTON MEDICAL GROUP	138	56%	44%	-
00D	NHS DURHAM DALES, EASINGTON AND SE	A83004	DENESIDE MEDICAL CENTRE	48	35%	65%	-
00D	NHS DURHAM DALES, EASINGTON AND SE	A83007	BLACKHALL COMM HEALTH CTR	87	44%	56%	-
00D	NHS DURHAM DALES, EASINGTON AND SE	A83008	HALLGARTH SURGERY	25	52%	48%	-
00D	NHS DURHAM DALES, EASINGTON AND SE	A83012	WILLIAM BROWN CENTRE	155	49%	50%	*
00D	NHS DURHAM DALES, EASINGTON AND SE	A83015	STATION VIEW MEDICAL CTR	98	55%	45%	-
00D	NHS DURHAM DALES, EASINGTON AND SE	A83017	THE SURGERY	84	40%	60%	-
00D	NHS DURHAM DALES, EASINGTON AND SE	A83019	THE SURGERY	67	48%	52%	-
00D	NHS DURHAM DALES, EASINGTON AND SE	A83020	NORTH HOUSE SURGERY	150	61%	39%	-
00D	NHS DURHAM DALES, EASINGTON AND SE	A83021	AUCKLAND MEDICAL GROUP	171	52%	48%	-
00D	NHS DURHAM DALES, EASINGTON AND SE	A83025	BISHOPGATE MEDICAL CENTRE	155	50%	50%	-
00D	NHS DURHAM DALES, EASINGTON AND SE	A83032	THE SURGERY	24	63%	38%	-
00D	NHS DURHAM DALES, EASINGTON AND SE	A83035	STANHOPE HEALTH CENTRE	37	65%	35%	-
00D	NHS DURHAM DALES, EASINGTON AND SE	A83037	BEWICK CRESCENT SURGERY	111	59%	41%	-
00D	NHS DURHAM DALES, EASINGTON AND SE	A83041	THE SURGERY	100	48%	52%	-
00D	NHS DURHAM DALES, EASINGTON AND SE	A83042	THE CARODOC SURGERY	32	63%	38%	-
00D	NHS DURHAM DALES, EASINGTON AND SE	A83043	THE SURGERY	20	95%	-	*
00D	NHS DURHAM DALES, EASINGTON AND SE	A83044	HORDEN GROUP PRACTICE	71	48%	51%	*
00D	NHS DURHAM DALES, EASINGTON AND SE	A83045	THE SURGERY	150	50%	50%	-
00D	NHS DURHAM DALES, EASINGTON AND SE	A83046	BARNARD CASTLE SURGERY	59	78%	22%	-
00D	NHS DURHAM DALES, EASINGTON AND SE	A83051	MARLBOROUGH SURGERY	119	53%	47%	-
00D	NHS DURHAM DALES, EASINGTON AND SE	A83052	SPENNYMOOR HEALTH CENTRE	71	51%	49%	-
00D	NHS DURHAM DALES, EASINGTON AND SE	A83054	HARBINSON HOUSE	152	63%	38%	-
00D	NHS DURHAM DALES, EASINGTON AND SE	A83057	SHINWELL MEDICAL CENTRE	69	33%	67%	-
00D	NHS DURHAM DALES, EASINGTON AND SE	A83060	PINFOLD MEDICAL PRACTICE	36	81%	19%	-
00D	NHS DURHAM DALES, EASINGTON AND SE	A83061	GAINFORD SURGERY	24	88%	*	-
00D	NHS DURHAM DALES, EASINGTON AND SE	A83066	JUBILEE MEDICAL GROUP	92	54%	45%	*
00D	NHS DURHAM DALES, EASINGTON AND SE	A83068	JUPITER HOUSE SURGERY	9	*	*	-
00D	NHS DURHAM DALES, EASINGTON AND SE	A83071	THE NEW SEAHAM MEDICAL GROUP	56	64%	36%	-
00D	NHS DURHAM DALES, EASINGTON AND SE	A83074	THE PEASE WAY MEDICAL CTR	84	64%	36%	-
00D	NHS DURHAM DALES, EASINGTON AND SE	A83075	DENESIDE MEDICAL CENTRE	47	62%	38%	-
00D	NHS DURHAM DALES, EASINGTON AND SE	A83603	THE SURGERY	35	54%	46%	-
00D	NHS DURHAM DALES, EASINGTON AND SE	A83610	THE MEDICAL CENTRE	18	56%	44%	-
00D	NHS DURHAM DALES, EASINGTON AND SE	A83616	SHOTTON MEDICAL PRACTICE	23	43%	57%	-

Table 9 : Breastfeeding initiation, by GP Practice, CCG, Area Team 2013/14 - Annual

Source: NHS England

Crown Copyright © 2014



Code	CCG Name	Code	GP Practice name	Number of maternities	Percentage mothers Initiating Breastfeeding	Percentage mothers not Initiating Breastfeeding	Percentage mothers with no known status
00D	NHS DURHAM DALES, EASINGTON AND SEA	A83619	SOUTHDENE MEDICAL CENTRE	40	53%	48%	-
00D	NHS DURHAM DALES, EASINGTON AND SEA	A83626	EVENWOOD MEDICAL PRACTICE	20	50%	50%	-
00D	NHS DURHAM DALES, EASINGTON AND SEA	A83627	SILVERDALE FAMILY PRACTICE	57	56%	44%	-
00D	NHS DURHAM DALES, EASINGTON AND SEA	A83634	WEST CORNFORTH MED CTR	7	86%	*	-
00D	NHS DURHAM DALES, EASINGTON AND SEA	A83638	SHILDON HEALTH CLINIC	17	41%	59%	-
00D	NHS DURHAM DALES, EASINGTON AND SE	Y02614	INTRAHEALTH AT HEALTHWORKS	9	67%	*	-
00J	NHS NORTH DURHAM CCG	A83009	BRIDGE END SURGERY	65	58%	42%	-
00J	NHS NORTH DURHAM CCG	A83011	CLAYPATH & UNIVERSITY	102	83%	17%	-
00J	NHS NORTH DURHAM CCG	A83014	BELMONT SURGERY	74	66%	34%	-
00J	NHS NORTH DURHAM CCG	A83016	TANFIELD VIEW SURGERY	126	52%	48%	-
00J	NHS NORTH DURHAM CCG	A83018	CONSETT MEDICAL CENTRE	193	59%	41%	-
00J	NHS NORTH DURHAM CCG	A83022	RUTHERFORD HOUSE	257	56%	44%	-
00J	NHS NORTH DURHAM CCG	A83023	STANLEY HEALTH CENTRE	136	53%	47%	-
00J	NHS NORTH DURHAM CCG	A83024	THE SURGERY	57	60%	40%	-
00J	NHS NORTH DURHAM CCG	A83026	SACRISTON SURGERY	96	52%	48%	-
00J	NHS NORTH DURHAM CCG	A83027	COXHOE MEDICAL PRACTICE	72	63%	38%	-
00J	NHS NORTH DURHAM CCG	A83028	GROUP PRACTICE SURGERY	83	63%	37%	-
00J	NHS NORTH DURHAM CCG	A83029	THE SURGERY	33	67%	33%	-
00J	NHS NORTH DURHAM CCG	A83030	KELVIN HOUSE MEDICAL CTR.	98	63%	37%	-
00J	NHS NORTH DURHAM CCG	A83033	PELTON & FELLROSE MEDICAL GROUP	86	52%	48%	-
00J	NHS NORTH DURHAM CCG	A83036	CHASTLETON	86	76%	24%	-
00J	NHS NORTH DURHAM CCG	A83038	CEDARS MEDICAL GROUP	82	65%	35%	-
00J	NHS NORTH DURHAM CCG	A83049	QUEENS ROAD SURGERY	148	67%	33%	-
00J	NHS NORTH DURHAM CCG	A83050	CESTRIA HEALTH CENTRE	122	70%	30%	-
00J	NHS NORTH DURHAM CCG	A83055	CHEVELEY PARK MEDICAL CTR	33	70%	30%	-
00J	NHS NORTH DURHAM CCG	A83072	PARK HOUSE SURGERY	27	85%	*	-
00J	NHS NORTH DURHAM CCG	A83073	9 WEST ROAD	45	49%	51%	-
00J	NHS NORTH DURHAM CCG	A83076	BROWNS BUILDINGS	28	54%	46%	-
00J	NHS NORTH DURHAM CCG	A83617	BROWNEY HOUSE SURGERY	36	44%	56%	-
00J	NHS NORTH DURHAM CCG	A83618	OAKFIELDS HEALTH CENTRE	54	78%	22%	-
00J	NHS NORTH DURHAM CCG	A83622	THE SURGERY	12	*	58%	-
00J	NHS NORTH DURHAM CCG	A83630	DENHOLM HOUSE	24	42%	58%	-
00J	NHS NORTH DURHAM CCG	A83632	Craghead Medical Centre	29	28%	72%	-
00J	NHS NORTH DURHAM CCG	A83635	BOWBURN MEDICAL CENTRE	50	52%	48%	-
00J	NHS NORTH DURHAM CCG	A83636	LEADGATE SURGERY	63	56%	44%	-
00J	NHS NORTH DURHAM CCG	A83637	21 GARDINER CRESCENT	11	*	73%	-
00J	NHS NORTH DURHAM CCG	A83644	ANNFIELD PLAIN SURGERY	39	46%	54%	-
00K	NHS HARTLEPOOL AND STOCKTON-ON-TE	A81001	THE HEALTH CENTRE	58	66%	34%	-
00K	NHS HARTLEPOOL AND STOCKTON-ON-TE	A81002	QUEENS PARK MEDICAL CTR	193	48%	51%	*
00K	NHS HARTLEPOOL AND STOCKTON-ON-TE	A81003	THE HEALTH CENTRE	38	45%	55%	-
00K	NHS HARTLEPOOL AND STOCKTON-ON-TE	A81006	THE SURGERY	147	49%	50%	*
00K	NHS HARTLEPOOL AND STOCKTON-ON-TE	A81007	BANKHOUSE SURGERY	96	49%	50%	*
00K	NHS HARTLEPOOL AND STOCKTON-ON-TE	A81011	CHADWICK PRACTICE	108	48%	51%	*
00K	NHS HARTLEPOOL AND STOCKTON-ON-TE	A81014	THE HEALTH CENTRE	30	53%	47%	-
00K	NHS HARTLEPOOL AND STOCKTON-ON-TE	A81017	WOODBIDGE PRACTICE	254	64%	36%	-
00K	NHS HARTLEPOOL AND STOCKTON-ON-TE	A81025	THE HEALTH CENTRE	60	65%	35%	-

Table 9 : Breastfeeding initiation, by GP Practice, CCG, Area Team 2013/14 - Annual

Source: NHS England

Crown Copyright © 2014



Code	CCG Name	Code	GP Practice name	Number of maternities	Percentage mothers Initiating Breastfeeding	Percentage mothers not Initiating Breastfeeding	Percentage mothers with no known status
00K	NHS HARTLEPOOL AND STOCKTON-ON-TE	A81027	YARM MEDICAL CENTRE	102	70%	30%	-
00K	NHS HARTLEPOOL AND STOCKTON-ON-TE	A81031	HAVELOCK GRANGE PRACTICE	165	47%	53%	*
00K	NHS HARTLEPOOL AND STOCKTON-ON-TE	A81034	THORNABY HEALTH CENTRE	314	61%	39%	*
00K	NHS HARTLEPOOL AND STOCKTON-ON-TE	A81036	NORTON MEDICAL CENTRE	212	58%	41%	*
00K	NHS HARTLEPOOL AND STOCKTON-ON-TE	A81039	EAGLESCLIFFE MED PRACTICE	83	84%	14%	*
00K	NHS HARTLEPOOL AND STOCKTON-ON-TE	A81040	MARSH HOUSE MEDICAL PRACTICE	100	50%	50%	-
00K	NHS HARTLEPOOL AND STOCKTON-ON-TE	A81041	THE GENERAL MEDICAL CTRE	87	41%	59%	-
00K	NHS HARTLEPOOL AND STOCKTON-ON-TE	A81044	MCKENZIE HOUSE	144	49%	51%	-
00K	NHS HARTLEPOOL AND STOCKTON-ON-TE	A81046	WOODLANDS FAMILY MED. CTR	143	58%	42%	-
00K	NHS HARTLEPOOL AND STOCKTON-ON-TE	A81056	38 MELROSE AVENUE	27	67%	33%	-
00K	NHS HARTLEPOOL AND STOCKTON-ON-TE	A81057	KINGSWAY MEDICAL CENTRE	107	50%	50%	-
00K	NHS HARTLEPOOL AND STOCKTON-ON-TE	A81060	THE HEALTH CENTRE	60	50%	48%	*
00K	NHS HARTLEPOOL AND STOCKTON-ON-TE	A81063	2 GROVES STREET	68	46%	54%	-
00K	NHS HARTLEPOOL AND STOCKTON-ON-TE	A81066	PARK LANE SURGERY	30	77%	23%	-
00K	NHS HARTLEPOOL AND STOCKTON-ON-TE	A81067	ALMA STREET MEDICAL CTR.	119	45%	55%	*
00K	NHS HARTLEPOOL AND STOCKTON-ON-TE	A81070	37 WYNYARD ROAD	29	31%	69%	-
00K	NHS HARTLEPOOL AND STOCKTON-ON-TE	A81071	MILLENNIUM SURGERY	*	-	*	-
00K	NHS HARTLEPOOL AND STOCKTON-ON-TE	A81602	ABBAY HEALTH CENTRE	15	60%	*	*
00K	NHS HARTLEPOOL AND STOCKTON-ON-TE	A81608	ELM TREE PRACTICE	30	33%	67%	-
00K	NHS HARTLEPOOL AND STOCKTON-ON-TE	A81609	A & B MEDICAL PRACTICE	6	*	*	*
00K	NHS HARTLEPOOL AND STOCKTON-ON-TE	A81610	THE ROSEBERRY PRACTICE	92	62%	38%	-
00K	NHS HARTLEPOOL AND STOCKTON-ON-TE	A81612	THE SURGERY	22	59%	41%	-
00K	NHS HARTLEPOOL AND STOCKTON-ON-TE	A81613	THE HEALTH CENTRE	32	59%	41%	-
00K	NHS HARTLEPOOL AND STOCKTON-ON-TE	A81622	GLADSTONE HOUSE	101	53%	45%	*
00K	NHS HARTLEPOOL AND STOCKTON-ON-TE	A81623	DR SYED	14	57%	43%	-
00K	NHS HARTLEPOOL AND STOCKTON-ON-TE	A81627	BARLEY FIELDS MEDICAL CENTRE	*	*	*	-
00K	NHS HARTLEPOOL AND STOCKTON-ON-TE	A81629	RIVERSIDE MEDICAL PRACT.	51	57%	43%	-
00K	NHS HARTLEPOOL AND STOCKTON-ON-TE	A81631	WEST VIEW MILLENNIUM SURG	69	43%	55%	*
00K	NHS HARTLEPOOL AND STOCKTON-ON-TE	A81632	LAWSON STREET PRACTICE	11	*	73%	-
00K	NHS HARTLEPOOL AND STOCKTON-ON-TE	A81634	THE ARRIVAL PRACTICE	47	77%	23%	-
00K	NHS HARTLEPOOL AND STOCKTON-ON-TE	Y00527	TITHEBARN MEDICAL CENTRE	34	47%	53%	-
00K	NHS HARTLEPOOL AND STOCKTON-ON-TE	Y02501	HARTFIELDS MEDICAL PRACTICE	8	88%	*	-
00K	NHS HARTLEPOOL AND STOCKTON-ON-TE	Y02597	THE FENS MEDICAL CENTRE	28	46%	54%	-
00M	NHS SOUTH TEES CCG	A81004	6 WOODLANDS ROAD	77	51%	49%	-
00M	NHS SOUTH TEES CCG	A81005	SPRINGWOOD SURGERY	71	65%	35%	-
00M	NHS SOUTH TEES CCG	A81008	ALBERT HOUSE CLINIC	48	48%	52%	-
00M	NHS SOUTH TEES CCG	A81009	THE VILLAGE MEDICAL CTR	124	45%	55%	-
00M	NHS SOUTH TEES CCG	A81012	NORTH ORMESBY HEALTH CTR.	61	41%	43%	16%
00M	NHS SOUTH TEES CCG	A81013	EAST CLEVELAND HOSPITAL	58	69%	31%	-
00M	NHS SOUTH TEES CCG	A81015	LAGAN SURGERY	25	60%	40%	-
00M	NHS SOUTH TEES CCG	A81016	2 PARK ROAD NORTH	127	55%	45%	-
00M	NHS SOUTH TEES CCG	A81018	BENTLEY MEDICAL PRACTICE	55	38%	62%	-
00M	NHS SOUTH TEES CCG	A81019	CROSSFELL HEALTH CENTRE	148	33%	67%	-
00M	NHS SOUTH TEES CCG	A81020	MARTONSIDE MEDICAL CENTRE	100	49%	51%	-
00M	NHS SOUTH TEES CCG	A81021	NORMANBY MEDICAL CENTRE	153	53%	47%	-
00M	NHS SOUTH TEES CCG	A81022	HILLSIDE PRACTICE	112	54%	46%	-

Table 9 : Breastfeeding initiation, by GP Practice, CCG, Area Team 2013/14 - Annual

Source: NHS England

Crown Copyright © 2014



Code	CCG Name	Code	GP Practice name	Number of maternities	Percentage mothers Initiating Breastfeeding	Percentage mothers not Initiating Breastfeeding	Percentage mothers with no known status
00M	NHS SOUTH TEES CCG	A81023	THE HEALTH CENTRE	96	45%	55%	-
00M	NHS SOUTH TEES CCG	A81026	378 LINTHORPE ROAD	181	58%	42%	-
00M	NHS SOUTH TEES CCG	A81029	THE HEALTH CENTRE	72	57%	43%	-
00M	NHS SOUTH TEES CCG	A81030	167A BOROUGH ROAD	127	58%	42%	-
00M	NHS SOUTH TEES CCG	A81032	THE GARTH SURGERY	93	66%	34%	-
00M	NHS SOUTH TEES CCG	A81033	1 OAKFIELD ROAD	44	50%	50%	-
00M	NHS SOUTH TEES CCG	A81035	NEWLANDS MEDICAL CENTRE	130	50%	50%	-
00M	NHS SOUTH TEES CCG	A81037	THE ERIMUS PRACTICE	104	43%	57%	-
00M	NHS SOUTH TEES CCG	A81038	HIRSEL MEDICAL CENTRE	39	59%	41%	-
00M	NHS SOUTH TEES CCG	A81042	SOUTH GRANGE MEDICAL CTR.	79	38%	62%	-
00M	NHS SOUTH TEES CCG	A81043	MANOR HOUSE SURGERY	92	36%	64%	-
00M	NHS SOUTH TEES CCG	A81045	THE COATHAM SURGERY	67	55%	45%	-
00M	NHS SOUTH TEES CCG	A81047	THE MEDICAL CENTRE	39	49%	51%	-
00M	NHS SOUTH TEES CCG	A81048	ZETLAND MEDICAL PRACTICE	34	62%	38%	-
00M	NHS SOUTH TEES CCG	A81049	KINGS MEDICAL CENTRE	64	31%	69%	-
00M	NHS SOUTH TEES CCG	A81051	THE CAMBRIDGE MED. GROUP	75	59%	41%	-
00M	NHS SOUTH TEES CCG	A81052	THE GREEN HOUSE SURGERY	67	43%	57%	-
00M	NHS SOUTH TEES CCG	A81053	WOODSIDE SURGERY	86	44%	56%	-
00M	NHS SOUTH TEES CCG	A81054	THE SALTSCAR SURGERY	78	56%	44%	-
00M	NHS SOUTH TEES CCG	A81058	COULBY MEDICAL PRACTICE	96	50%	50%	-
00M	NHS SOUTH TEES CCG	A81064	CLEVELAND HEALTH CENTRE	69	55%	45%	-
00M	NHS SOUTH TEES CCG	A81065	THE ESTON SURGERY	54	37%	63%	-
00M	NHS SOUTH TEES CCG	A81069	THE HEALTH CENTRE	16	56%	44%	-
00M	NHS SOUTH TEES CCG	A81605	PARK AVENUE SURGERY	10	60%	*	-
00M	NHS SOUTH TEES CCG	A81611	PARKWAY MEDICAL CENTRE	82	68%	32%	-
00M	NHS SOUTH TEES CCG	A81618	HUNTCLIFF SURGERY	75	68%	32%	-
00M	NHS SOUTH TEES CCG	A81621	11 BERESFORD BUILDINGS	55	27%	73%	-
00M	NHS SOUTH TEES CCG	A81630	FULCRUM MEDICAL PRACTICE	8	*	*	-
00M	NHS SOUTH TEES CCG	A81633	HAVEN MEDICAL PRACTICE	25	76%	24%	-
00M	NHS SOUTH TEES CCG	Y00286	THE HEALTH CENTRE	33	33%	61%	*
00M	NHS SOUTH TEES CCG	Y02483	RESOLUTION HEALTH CTR	71	61%	39%	-
00M	NHS SOUTH TEES CCG	Y02499	ESTON GRANGE NHS HEALTH CARE CENTRE	31	29%	52%	19%
00M	NHS SOUTH TEES CCG	Y02664	SKELTON PRACTICE	17	59%	41%	-
00M	NHS SOUTH TEES CCG	Y02673	PARK END CLINIC	24	38%	63%	-
00M	NHS SOUTH TEES CCG	Y02880	LANGBAURGH NHS MEDICAL CENTRE	13	92%	*	-
00M	NHS SOUTH TEES CCG	Y02884	HEMLINGTON MEDICAL CENTRE	31	45%	55%	-

Table 9 : Breastfeeding initiation, by GP Practice, CCG, Area Team 2013/14 - Annual

Source: NHS England
Crown Copyright © 2014



Code	CCG Name	Code	GP Practice name	Number of nurturers	Percentage mothers initiating Breastfeeding	Percentage mothers not initiating Breastfeeding	Percentage mothers with no known status	
00T	NHS BOLTON CCG	P82001	THE DUNSTAN PARTNERSHIP	121	59%	41%		
00T	NHS BOLTON CCG	P82002	THE POKES LANE CENTRE	111	65%	35%	-	
00T	NHS BOLTON CCG	P82003	KILDONNA HOUSE	159	67%	33%	-	
00T	NHS BOLTON CCG	P82004	SWAIN LANE MEDICAL CENTRE	121	73%	27%	-	
00T	NHS BOLTON CCG	P82005	STABUL FOLD SURGERY	71	77%	23%	-	
00T	NHS BOLTON CCG	P82006	FINE VIEW MEDICAL CENTRE	75	68%	32%	-	
00T	NHS BOLTON CCG	P82007	HEARSLY MEDICAL CENTRE	137	50%	50%	-	
00T	NHS BOLTON CCG	P82008	STONHILL MEDICAL CENTRE	193	50%	50%	-	
00T	NHS BOLTON CCG	P82009	174/175 ST. HELENS ROAD	69	66%	32%	-	
00T	NHS BOLTON CCG	P82010	DAFFIELD SURGERY	95	58%	42%	-	
00T	NHS BOLTON CCG	P82011	TONGE FOLD HEALTH CENTRE	65	63%	37%	-	
00T	NHS BOLTON CCG	P82012	LEVER CHAMBS. CTR FOR IHD	101	61%	39%	-	
00T	NHS BOLTON CCG	P82013	THE LEVER CHAMBERS	66	66%	35%	-	
00T	NHS BOLTON CCG	P82014	155 CROOKLY OLD ROAD	74	61%	38%	-	
00T	NHS BOLTON CCG	P82015	UNSWORTH GROUP PRACTICE	208	64%	36%	-	
00T	NHS BOLTON CCG	P82016	ARMWOOD MEDICAL CENTRE	148	64%	36%	-	
00T	NHS BOLTON CCG	P82018	ALASTAIR ROSS HEALTH CTR.	108	45%	55%	-	
00T	NHS BOLTON CCG	P82020	LITTLE LEVER HEALTH CTR	70	50%	50%	-	
00T	NHS BOLTON CCG	P82021	CHOMPTON HEALTH CENTRE	62	63%	37%	-	
00T	NHS BOLTON CCG	P82022	THE HALLWELL SURGERY	57	74%	26%	-	
00T	NHS BOLTON CCG	P82023	MANDALAY MEDICAL CENTRE	75	76%	24%	-	
00T	NHS BOLTON CCG	P82025	BURNIDGE SURGERY	48	71%	29%	-	
00T	NHS BOLTON CCG	P82029	THE HALLWELL SURGERY	47	57%	43%	-	
00T	NHS BOLTON CCG	P82030	279/283 ST HELENS ROAD	48	81%	19%	-	
00T	NHS BOLTON CCG	P82031	HEATON MEDICAL CENTRE	110	72%	28%	-	
00T	NHS BOLTON CCG	P82033	65 BRADFORD STREET	19	83%	17%	-	
00T	NHS BOLTON CCG	P82034	KEERTON/OUNSGAR WATH CTR.	24	86%	14%	-	
00T	NHS BOLTON CCG	P82036	LITTLE LEVER HEALTH CTR	26	65%	35%	-	
00T	NHS BOLTON CCG	P82037	FAIRWORTH HEALTH CENTRE	80	50%	50%	-	
00T	NHS BOLTON CCG	P82037	DR WALSHLEY & PARTNERS	67	40%	60%	-	
00T	NHS BOLTON CCG	P82039	SHANTI MEDICAL CENTRE	112	81%	19%	-	
00T	NHS BOLTON CCG	P82043	SPRING VIEW MEDICAL CTR.	45	73%	27%	-	
00T	NHS BOLTON CCG	P82046	108 CRESCENT ROAD	65	64%	36%	-	
00T	NHS BOLTON CCG	P82024	DR S KASSET'S SURGERY	32	63%	38%	-	
00T	NHS BOLTON CCG	P82025	1 CHALLOTTE STREET	39	69%	31%	-	
00T	NHS BOLTON CCG	P82026	THE HALLWELL SURGERY	50	80%	20%	-	
00T	NHS BOLTON CCG	P82027	CONDISTONE SURGERY	56	59%	41%	-	
00T	NHS BOLTON CCG	P82029	THE POKES LANE CENTRE	34	74%	26%	-	
00T	NHS BOLTON CCG	P82031	LITTLE LEVER HEALTH CENTRE 3	*	*	*	-	
00T	NHS BOLTON CCG	P82033	GREAT LEVER HEALTH CENTRE	28	71%	29%	-	
00T	NHS BOLTON CCG	P82034	46 WYRESCALE ROAD	48	58%	42%	-	
00T	NHS BOLTON CCG	P82040	THE POKES LANE CENTRE	86	72%	28%	-	
00T	NHS BOLTON CCG	P82043	KEERTON/OUNSGAR WATH CTR	75	80%	20%	-	
00T	NHS BOLTON CCG	P82052	FAIRWORTH HEALTH CENTRE	46	59%	41%	-	
00T	NHS BOLTON CCG	P82053	1 DEANE CLINIC 2	*	*	*	-	
00T	NHS BOLTON CCG	P82057	"DORMANT" GREENLAND ROAD BOLTON	*	*	*	-	
00T	NHS BOLTON CCG	P82060	DEANE CLINIC	57	63%	37%	-	
00T	NHS BOLTON CCG	Y03186	10 MEDICAL CTR	27	87%	13%	-	
00T	NHS BOLTON CCG	Y03139	BOLTON GENERAL PRACTICE	80	72%	27%	-	
00T	NHS BOLTON CCG	Y02790	50 BOLTON AVE (GREAT LEVER)	65	66%	34%	-	
00T	NHS BOLTON CCG	Y03079	BOLTON COMMUNITY PRACTICE	143	65%	35%	-	
00T	NHS BOLTON CCG	Y03364	GREAT LEVER PRACTICE	29	59%	41%	-	
00V	NHS BURRY CCG	Y03366	OLIVE FAMILY PRACTICE	43	93%	7%	-	
00V	NHS BURRY CCG	P83001	PRIESTWICH HEALTH CENTRE	137	77%	22%	-	
00V	NHS BURRY CCG	P83004	THE UPLANDS MED PRACTICE	125	70%	30%	-	
00V	NHS BURRY CCG	P83005	REBELLSDALE MEDICAL PRACTICES	52	73%	27%	-	
00V	NHS BURRY CCG	P83006	RANGEBOTTOM HEALTH CENTRE	103	77%	23%	-	
00V	NHS BURRY CCG	P83007	RADCLIFFE MEDICAL PRACTICE	113	49%	51%	-	
00V	NHS BURRY CCG	P83008	MINDEN MEDICAL CENTRE	97	63%	36%	-	
00V	NHS BURRY CCG	P83009	BLACKFORD HOUSE MED CTR	78	73%	24%	-	
00V	NHS BURRY CCG	P83010	MONARCH MEDICAL CTR	45	51%	49%	-	
00V	NHS BURRY CCG	P83011	UNSWORTH MEDICAL CENTRE	69	70%	30%	-	
00V	NHS BURRY CCG	P83012	TOTTINGTON HEALTH CENTRE	116	72%	28%	-	
00V	NHS BURRY CCG	P83015	REBELLSDALE HOUSE MED CTR	68	62%	38%	-	
00V	NHS BURRY CCG	P83017	WOODBANK SURGERY	61	74%	26%	-	
00V	NHS BURRY CCG	P83019	MINDEN MEDICAL CENTRE	63	68%	32%	-	
00V	NHS BURRY CCG	P83020	MINDEN MEDICAL CENTRE	80	74%	26%	-	
00V	NHS BURRY CCG	P83021	TOWNIDGE PRIMARY CARE CENTRE	57	44%	56%	-	
00V	NHS BURRY CCG	P83023	GREENMOUNT MEDICAL CTR.	86	74%	26%	-	
00V	NHS BURRY CCG	P83024	KNOWSLEY MEDICAL CENTRE	62	73%	26%	-	
00V	NHS BURRY CCG	P83025	ST GABRIELS MEDICAL CTR.	134	16%	84%	-	
00V	NHS BURRY CCG	P83026	TOWNIDGE PRIMARY CARE CENTRE	45	94%	6%	-	
00V	NHS BURRY CCG	P83027	GREYLAND MEDICAL CENTRE	16	78%	22%	-	
00V	NHS BURRY CCG	P83029	SPRING LANE SURGERY	80	65%	35%	-	
00V	NHS BURRY CCG	P83030	TOWNIDGE PRIMARY CARE CENTRE	43	67%	33%	-	
00V	NHS BURRY CCG	P83003	RED BANK GROUP PRACTICE	103	70%	30%	-	
00V	NHS BURRY CCG	P83005	WHITKAESE LANE MED CENTRE	96	83%	17%	-	
00V	NHS BURRY CCG	P83008	THE ELMS MEDICAL CENTRE	74	73%	27%	-	
00V	NHS BURRY CCG	P83009	THE BIRCHES MEDICAL CTR.	51	69%	31%	-	
00V	NHS BURRY CCG	P83011	110 WALMERLEY ROAD	54	65%	35%	-	
00V	NHS BURRY CCG	P83012	HUBLE LANE HEALTH CENTRE	26	60%	40%	-	
00V	NHS BURRY CCG	P83020	GARDEN CITY MEDICAL CTR.	31	74%	26%	-	
00V	NHS BURRY CCG	P83021	HUNTLEY MOUNT MEDICAL CTR	37	49%	51%	-	
00V	NHS BURRY CCG	P83023	PRIESTWICH HEALTH CENTRE	76	80%	20%	-	
00V	NHS BURRY CCG	Y02040	THE RC SURGERY	57	63%	37%	-	
00V	NHS BURRY CCG	Y02755	ROCK HEALTHCARE LIMITED	64	72%	28%	-	
00W	NHS CENTRAL MANCHESTER CCG	P84005	BRUNSWICK HEALTH CENTRE	60	75%	25%	-	
00W	NHS CENTRAL MANCHESTER CCG	P84009	ALSA CRAG MEDICAL GROUP	142	69%	31%	-	
00W	NHS CENTRAL MANCHESTER CCG	P84016	LEVENSHULME HEALTH CENTRE	150	68%	32%	-	
00W	NHS CENTRAL MANCHESTER CCG	P84023	SUNRISE LODGE GROUP PRACTICE	71	76%	24%	-	
00W	NHS CENTRAL MANCHESTER CCG	P84026	SHY LODGE MEDICAL CENTRE	85	59%	41%	-	
00W	NHS CENTRAL MANCHESTER CCG	P84027	WEST POINT MEDICAL CENTRE	122	70%	30%	-	
00W	NHS CENTRAL MANCHESTER CCG	P84028	GORTON MEDICAL CENTRE	141	61%	39%	-	
00W	NHS CENTRAL MANCHESTER CCG	P84037	BRUNSWICK HEALTH CENTRE	95	63%	37%	-	
00W	NHS CENTRAL MANCHESTER CCG	P84038	ASHVILLE SURGERY	135	78%	22%	-	
00W	NHS CENTRAL MANCHESTER CCG	P84039	THE ANGEL MEDICAL CENTRE	100	78%	22%	-	
00W	NHS CENTRAL MANCHESTER CCG	P84050	MOUNT ROAD SURGERY	136	51%	49%	-	
00W	NHS CENTRAL MANCHESTER CCG	P84052	WEST GORTON MEDICAL CTR.	90	61%	39%	-	
00W	NHS CENTRAL MANCHESTER CCG	P84053	ASHGROVE SURGERY	78	65%	35%	-	
00W	NHS CENTRAL MANCHESTER CCG	P84056	PRINCESS ROAD SURGERY	65	72%	28%	-	
00W	NHS CENTRAL MANCHESTER CCG	P84057	THE KAYA PRACTICE	43	86%	14%	-	
00W	NHS CENTRAL MANCHESTER CCG	P84061	CHORLTON HEALTH CENTRE	48	96%	4%	-	
00W	NHS CENTRAL MANCHESTER CCG	P84068	CHORLTON HEALTH CENTRE	52	83%	17%	-	
00W	NHS CENTRAL MANCHESTER CCG	P84071	THE WILKINSON SURGERY	49	84%	16%	-	
00W	NHS CENTRAL MANCHESTER CCG	P84072	ROBERT DAINSHIRE PRACTICE	217	71%	29%	-	
00W	NHS CENTRAL MANCHESTER CCG	P84011	BRUNSWICK HEALTH CENTRE	37	59%	38%	-	
00W	NHS CENTRAL MANCHESTER CCG	P84015	BOUNDARY MEDICAL PRACTICE	*	*	*	-	
00W	NHS CENTRAL MANCHESTER CCG	P84016	MOSS SIDE FAMILY PRACTICE	64	73%	27%	-	
00W	NHS CENTRAL MANCHESTER CCG	P84026	WILKINSLOW ROAD MEDICAL CTR	59	68%	32%	-	
00W	NHS CENTRAL MANCHESTER CCG	P84027	63 REDDISH LANE	34	56%	44%	-	
00W	NHS CENTRAL MANCHESTER CCG	P84030	THE ARCH MEDICAL CENTRE	99	78%	22%	-	
00W	NHS CENTRAL MANCHESTER CCG	P84035	THE ALEXANDRA RANGE MEDICAL PRACTICE 2 WHSTW	63	73%	27%	-	
00W	NHS CENTRAL MANCHESTER CCG	P84044	FRANCOISE SURGERY	80	71%	29%	-	
00W	NHS CENTRAL MANCHESTER CCG	P84050	THE ALEXANDRA PRACTICE	81	85%	15%	-	
00W	NHS CENTRAL MANCHESTER CCG	P84052	CORNWALL ROAD MEDICAL PRACTICE	100	79%	21%	-	
00W	NHS CENTRAL MANCHESTER CCG	P84059	MOSS SIDE HEALTH CENTRE	50	78%	22%	-	
00W	NHS CENTRAL MANCHESTER CCG	P84062	"TO BE CONFIRMED DORMANT" VASHALI MEDICAL PRACTICE	*	*	*	-	
00W	NHS CENTRAL MANCHESTER CCG	P84069	CORNBROOK MEDICAL PRACTICE	103	83%	17%	-	
00W	NHS CENTRAL MANCHESTER CCG	P84076	OSWALD MEDICAL PRACTICE	56	88%	12%	-	
00W	NHS CENTRAL MANCHESTER CCG	P84083	THE DOCKS	49	82%	18%	-	
00W	NHS CENTRAL MANCHESTER CCG	P84088	DR ROY'S PRACTICE	14	71%	29%	-	
00W	NHS CENTRAL MANCHESTER CCG	P84089	LONGSHOULDS HEALTH CENTRE	95	22%	78%	-	
00W	NHS CENTRAL MANCHESTER CCG	Y02890	WHITWORTH MEDICAL CENTRE	54	78%	22%	-	
00W	NHS CENTRAL MANCHESTER CCG	Y02860	NEW BANK HEALTH CENTRE	89	70%	30%	-	
00Y	NHS OLDHAM CCG	P85001	DONALD WILDE MEDICAL CTR	53	66%	32%	-	
00Y	NHS OLDHAM CCG	P85002	ST MARY'S MEDICAL CENTRE	65	65%	35%	-	
00Y	NHS OLDHAM CCG	P85003	INTEGRATED CARE CTR	123	72%	28%	-	
00Y	NHS OLDHAM CCG	P85004	CHADSFORT TOWN WATH CTR.	72	74%	26%	-	
00Y	NHS OLDHAM CCG	P85005	LEESBROOK SURGERY	101	60%	38%	-	
00Y	NHS OLDHAM CCG	P85006	THE PARKS MEDICAL PRACTICE	59	66%	34%	-	
00Y	NHS OLDHAM CCG	P85007	OLDHAM FAMILY PRACTICE	39	77%	23%	-	
00Y	NHS OLDHAM CCG	P85008	FAIRWORTH HEALTH CENTRE	117	60%	40%	-	
00Y	NHS OLDHAM CCG	P85010	WOODLANDS MEDICAL PRACTICE	100	71%	27%	-	
00Y	NHS OLDHAM CCG	P85011	CH MEDICAL	102	58%	42%	-	
00Y	NHS OLDHAM CCG	P85012	OLDHAM MEDICAL SERVICES	96	67%	33%	-	
00Y	NHS OLDHAM CCG	P85013	BOYTON & CHOMPTON PRACTICE	156	71%	27%	-	
00Y	NHS OLDHAM CCG	P85014	HOPWOOD HOUSE MEDICAL PRACTICE	95	83%	17%	-	

Table 9 : Breastfeeding initiation, by GP Practice, CCG, Area Team 2013/14 - Annual

Source: NHS England
Crown Copyright © 2014



Code	CCG Name	Code	GP Practice name	Number of nurturers	Percentage mothers initiating Breastfeeding	Percentage mothers not initiating Breastfeeding	Percentage mothers with no known status
00Y	NHS OLDHAM CCG	P85015	ALEXANDER GROUP PRACTICE	106	60%	39%	-
00Y	NHS OLDHAM CCG	P85016	SADLERWORTH MED PRACTICE	303	88%	12%	-
00Y	NHS OLDHAM CCG	P85017	GM GABLES MEDICAL PRACTICE	85	67%	31%	-
00Y	NHS OLDHAM CCG	P85018	DANSON FAMILY PRACTICE	57	63%	32%	-
00Y	NHS OLDHAM CCG	P85019	HOYTCH MEDICAL CENTRE	53	74%	21%	-
00Y	NHS OLDHAM CCG	P85020	SPRINGFIELD HOUSE	84	61%	39%	-
00Y	NHS OLDHAM CCG	P85021	BARLEY CLOUGH MEDICAL CTR	70	61%	39%	-
00Y	NHS OLDHAM CCG	P85022	LEIS ROAD SURGERY	65	69%	29%	-
00Y	NHS OLDHAM CCG	P85023	COPICE MEDICAL PRACTICE	110	77%	23%	-
00Y	NHS OLDHAM CCG	P85026	CLAYSIDE MEDICAL PRACTICE FALSWORTH DISTRICT	68	43%	-	-
00Y	NHS OLDHAM CCG	P85028	THE SURGERY	75	77%	20%	-
00Y	NHS OLDHAM CCG	P85029	RAGCLIFFE MEDICAL PRACTICE	67	45%	54%	-
00Y	NHS OLDHAM CCG	P85031	INTEGRATED CARE CTR	35	54%	46%	-
00Y	NHS OLDHAM CCG	P85032	MOORSIDE MEDICAL CENTRE	29	69%	31%	-
00Y	NHS OLDHAM CCG	P85033	BARLEY CLOUGH MEDICAL CTR	37	73%	27%	-
00Y	NHS OLDHAM CCG	P85045	LITTLETON FAMILY MEDICAL PRACTICE	79	77%	19%	-
00Y	NHS OLDHAM CCG	P85046	MOORSIDE MEDICAL CENTRE	31	58%	42%	-
00Y	NHS OLDHAM CCG	P85057	CHADDETON SOUTH HTH.CTR	41	54%	41%	-
00Y	NHS OLDHAM CCG	P85058	First Floor	38	61%	39%	-
00Y	NHS OLDHAM CCG	P85610	FALSWORTH DISTRICT CENTRE	41	63%	37%	-
00Y	NHS OLDHAM CCG	P85612	MERRETH MEDICAL PRACTICE	64	80%	19%	-
00Y	NHS OLDHAM CCG	P85613	Drs. MOGHANY & PISHARA SURGERY	18	72%	-	-
00Y	NHS OLDHAM CCG	P85614	VILLAGE MEDICAL PRACTICE	39	72%	28%	-
00Y	NHS OLDHAM CCG	P85615	SAPPHI FAMILY CARE	83	78%	22%	-
00Y	NHS OLDHAM CCG	P85620	SAINT CHAD'S CENTRE	48	42%	58%	-
00Y	NHS OLDHAM CCG	P85621	SUNWALLEY MEDICAL PRACTICE	62	73%	26%	-
00Y	NHS OLDHAM CCG	P85622	THE JARVIS PRACTICE	91	66%	33%	-
00Y	NHS OLDHAM CCG	P89006	PENNINE MEDICAL CENTRE	130	78%	22%	-
00Y	NHS OLDHAM CCG	V01124	THE OURLY PRACTICE	51	53%	47%	-
00Y	NHS OLDHAM CCG	V02753	HILL TOP SURGERY	38	40%	59%	-
00Y	NHS OLDHAM CCG	V02827	JOHN STREET MEDICAL PRACTICE	76	83%	17%	-
00Y	NHS OLDHAM CCG	V02875	LINLEY HOUSE MEDICAL CENTRE	71	88%	11%	-
00Y	NHS OLDHAM CCG	V02933	HOLLYWOOD MEDICAL PRACTICE	92	80%	19%	-
01D	NHS HEYWOOD, MIDDLETON AND ROCHDALE CCG	P86001	MALNOWN VILLAGE PRACTICE	56	71%	29%	-
01D	NHS HEYWOOD, MIDDLETON AND ROCHDALE CCG	P86002	WIGANS DRIVE SURGERY	18	72%	-	-
01D	NHS HEYWOOD, MIDDLETON AND ROCHDALE CCG	P86003	EDENFIELD ROAD SURGERY	106	76%	23%	-
01D	NHS HEYWOOD, MIDDLETON AND ROCHDALE CCG	P86004	PETERLOO MEDICAL CENTRE	112	70%	30%	-
01D	NHS HEYWOOD, MIDDLETON AND ROCHDALE CCG	P86005	188-190 WINDHAM STREET	59	56%	44%	-
01D	NHS HEYWOOD, MIDDLETON AND ROCHDALE CCG	P86006	ASHWORTH STREET SURGERY	138	73%	26%	-
01D	NHS HEYWOOD, MIDDLETON AND ROCHDALE CCG	P86007	WELLFELD HEALTH CENTRE	165	57%	42%	-
01D	NHS HEYWOOD, MIDDLETON AND ROCHDALE CCG	P86008	MAIRN STREET SURGERY	130	61%	39%	-
01D	NHS HEYWOOD, MIDDLETON AND ROCHDALE CCG	P86009	GATSTON HEALTH CENTRE	107	60%	39%	-
01D	NHS HEYWOOD, MIDDLETON AND ROCHDALE CCG	P86010	146 GIMSHAW LANE	95	65%	35%	-
01D	NHS HEYWOOD, MIDDLETON AND ROCHDALE CCG	P86011	LONGFORD STREET GRP PRAC.	108	56%	42%	-
01D	NHS HEYWOOD, MIDDLETON AND ROCHDALE CCG	P86012	WOODSIDE MEDICAL CENTRE	98	58%	41%	-
01D	NHS HEYWOOD, MIDDLETON AND ROCHDALE CCG	P86013	HEALTY SURGERY	123	72%	28%	-
01D	NHS HEYWOOD, MIDDLETON AND ROCHDALE CCG	P86014	DR IK BABAR	143	73%	26%	-
01D	NHS HEYWOOD, MIDDLETON AND ROCHDALE CCG	P86015	THE SURGERY	59	63%	36%	-
01D	NHS HEYWOOD, MIDDLETON AND ROCHDALE CCG	P86016	ARNDT STREET MEDICAL CTR	75	48%	52%	-
01D	NHS HEYWOOD, MIDDLETON AND ROCHDALE CCG	P86017	REPIRE MEDICAL CENTRE	57	70%	30%	-
01D	NHS HEYWOOD, MIDDLETON AND ROCHDALE CCG	P86018	LITTLEBOROUGH HEALTH CTR	109	75%	24%	-
01D	NHS HEYWOOD, MIDDLETON AND ROCHDALE CCG	P86019	DOUNFORD MEDICAL CENTRE	92	55%	43%	-
01D	NHS HEYWOOD, MIDDLETON AND ROCHDALE CCG	P86021	LITTLEBOROUGH HEALTH CTR	28	64%	36%	-
01D	NHS HEYWOOD, MIDDLETON AND ROCHDALE CCG	P86022	STONEFIELD STREET SURGERY	83	61%	37%	-
01D	NHS HEYWOOD, MIDDLETON AND ROCHDALE CCG	P86023	HOPWOOD MEDICAL CENTRE	67	73%	27%	-
01D	NHS HEYWOOD, MIDDLETON AND ROCHDALE CCG	P86026	THE LAMIES FAMILY PRACTICE	110	65%	35%	-
01D	NHS HEYWOOD, MIDDLETON AND ROCHDALE CCG	P86027	HE-407 HILL SURGERY	49	69%	29%	-
01D	NHS HEYWOOD, MIDDLETON AND ROCHDALE CCG	P86005	YORK HOUSE SURGERY	61	61%	39%	-
01D	NHS HEYWOOD, MIDDLETON AND ROCHDALE CCG	P86006	123 BOWNESS ROAD	61	62%	38%	-
01D	NHS HEYWOOD, MIDDLETON AND ROCHDALE CCG	P86008	THE VILLAGE MEDICAL CTR.	56	52%	48%	-
01D	NHS HEYWOOD, MIDDLETON AND ROCHDALE CCG	P86009	245 OLDHAM ROAD	45	78%	20%	-
01D	NHS HEYWOOD, MIDDLETON AND ROCHDALE CCG	P86010	MOULTY ROAD SURGERY	-	-	-	-
01D	NHS HEYWOOD, MIDDLETON AND ROCHDALE CCG	P86014	THE SURGERY	95	79%	20%	-
01D	NHS HEYWOOD, MIDDLETON AND ROCHDALE CCG	P86019	BALLS STREET HEALTH CTR	116	82%	17%	-
01D	NHS HEYWOOD, MIDDLETON AND ROCHDALE CCG	P86020	109-111 WINDERMERE ROAD	29	41%	59%	-
01D	NHS HEYWOOD, MIDDLETON AND ROCHDALE CCG	P86024	TRINITY MEDICAL CENTRE	48	67%	33%	-
01D	NHS HEYWOOD, MIDDLETON AND ROCHDALE CCG	V02716	DOCTORS' SURGERY	50	50%	49%	-
01D	NHS HEYWOOD, MIDDLETON AND ROCHDALE CCG	V02718	BIRTLE VIEW MEDICAL PRACTICE	33	70%	30%	-
01D	NHS HEYWOOD, MIDDLETON AND ROCHDALE CCG	V02719	SMALLBROOK MEDICAL PRACTICE	47	49%	51%	-
01D	NHS HEYWOOD, MIDDLETON AND ROCHDALE CCG	V02720	THE KINGSWAY PRACTICE	58	50%	50%	-
01D	NHS HEYWOOD, MIDDLETON AND ROCHDALE CCG	V02721	KIRKHOLT MEDICAL PRACTICE QUEE	46	57%	43%	-
01D	NHS HEYWOOD, MIDDLETON AND ROCHDALE CCG	V02795	MIDDLETON HEALTH CENTRE	37	65%	35%	-
01G	NHS SALFORD CCG	P87002	THE POPPERS MEDICAL CTR	138	60%	39%	-
01G	NHS SALFORD CCG	P87003	ST ANDREW'S MEDICAL CENTRE	47	49%	49%	-
01G	NHS SALFORD CCG	P87004	SAUFORD MEDICAL CENTRE	41	46%	54%	-
01G	NHS SALFORD CCG	P87006	SAUFORD HEALTH MATTERS (LT HULTON)	-	-	-	-
01G	NHS SALFORD CCG	P87008	THE SURGERY	102	55%	45%	-
01G	NHS SALFORD CCG	P87014	ILHAM GROUP PRACTICE	46	59%	41%	-
01G	NHS SALFORD CCG	P87015	PENFOLD MEDICAL CENTRE PENFOLD GATEWAY	27	48%	52%	-
01G	NHS SALFORD CCG	P87016	THE MEDS MEDICAL CENTRE	131	79%	21%	-
01G	NHS SALFORD CCG	P87017	THE LAMIES MEDICAL CENTRE	61	61%	39%	-
01G	NHS SALFORD CCG	P87019	SILVERDALE MEDICAL PRACTICE	101	45%	55%	-
01G	NHS SALFORD CCG	P87020	ST ANDREW'S MEDICAL CENTRE	82	67%	33%	-
01G	NHS SALFORD CCG	P87021	SAUFORD HEALTH MATTERS (ECCLES)	-	-	-	-
01G	NHS SALFORD CCG	P87022	THE SURGERY	27	41%	59%	-
01G	NHS SALFORD CCG	P87024	SPRINGFIELD MEDICAL PRACTICE	102	46%	54%	-
01G	NHS SALFORD CCG	P87025	THE SURGERY	111	65%	35%	-
01G	NHS SALFORD CCG	P87026	HIGHER BROUGHTON HTH CTR	123	78%	20%	-
01G	NHS SALFORD CCG	P87027	LANGWORTHY MEDICAL CENTRE	147	65%	35%	-
01G	NHS SALFORD CCG	P87028	THE GILL MEDICAL CENTRE	74	65%	35%	-
01G	NHS SALFORD CCG	P87032	ST ORIENT ROAD	48	46%	54%	-
01G	NHS SALFORD CCG	P87035	ORISALL HEALTH CENTRE	137	64%	36%	-
01G	NHS SALFORD CCG	P87036	LOWER BROUGHTON HTH CTR.	27	59%	41%	-
01G	NHS SALFORD CCG	P87039	ILHAM MEDICAL CENTRE	44	59%	41%	-
01G	NHS SALFORD CCG	P87040	SORREL GROUP PRACTICE	97	52%	47%	-
01G	NHS SALFORD CCG	P87010	ILHAM MEDICAL CENTRE	112	52%	48%	-
01G	NHS SALFORD CCG	P87013	THE SURGERY	37	51%	49%	-
01G	NHS SALFORD CCG	P87016	BANDOSH MEDICAL PRACTICE	-	-	-	-
01G	NHS SALFORD CCG	P87017	LONDON MEDICAL PRACTICE	-	-	-	-
01G	NHS SALFORD CCG	P87018	DR Y. LOOMBA & PARTNERS	21	81%	-	-
01G	NHS SALFORD CCG	P87020	HORTON MEDICAL CENTRE	130	67%	33%	-
01G	NHS SALFORD CCG	P87024	LILLENBROOK MEDICAL CENTRE	48	71%	29%	-
01G	NHS SALFORD CCG	P87025	THE SURGERY	34	62%	38%	-
01G	NHS SALFORD CCG	P87027	22 LEIGH ROAD	25	90%	-	-
01G	NHS SALFORD CCG	P87029	ST ANDREW'S MEDICAL CENTRE	39	59%	41%	-
01G	NHS SALFORD CCG	P87030	CHEERY MEDICAL PRACTICE	31	35%	65%	-
01G	NHS SALFORD CCG	P87032	"DORMANN"	-	-	-	-
01G	NHS SALFORD CCG	P87034	CLARENDON SURGERY	122	55%	45%	-
01G	NHS SALFORD CCG	P87037	"DORMANN"	37	51%	49%	-
01G	NHS SALFORD CCG	P87039	THE CORNESTONE MEDICAL PRACTICE	30	73%	27%	-
01G	NHS SALFORD CCG	P87041	HIGHER BROUGHTON HTH CTR	25	60%	40%	-
01G	NHS SALFORD CCG	P87042	HIGHER BROUGHTON MEDICAL PRACTICE	100	94%	6%	-
01G	NHS SALFORD CCG	P87048	THE SURGERY	100	94%	6%	-
01G	NHS SALFORD CCG	P87049	CHAPEL MEDICAL CENTRE	23	52%	48%	-
01G	NHS SALFORD CCG	P87051	UNFIELD HEALTH CENTRE	168	85%	15%	-
01G	NHS SALFORD CCG	P87052	LOWER BROUGHTON HTH CTR.	44	59%	41%	-
01G	NHS SALFORD CCG	P87054	LOWER BROUGHTON HTH CTR.	80	59%	41%	-
01G	NHS SALFORD CCG	P87057	ILHAM CLINIC	39	48%	51%	-
01G	NHS SALFORD CCG	P87058	THE WILLOWS	49	65%	35%	-
01G	NHS SALFORD CCG	P87059	ST ANDREW'S MEDICAL CENTRE	31	48%	52%	-
01G	NHS SALFORD CCG	P87060	KCOLLS GATEWAY	82	80%	20%	-
01G	NHS SALFORD CCG	P87061	152A MANCHESTER ROAD EAST	35	60%	40%	-
01G	NHS SALFORD CCG	P87068	SAUFORD MEDICAL CENTRE	33	36%	64%	-
01G	NHS SALFORD CCG	V00445	SAUFORD HEALTH MATTERS	209	57%	43%	-
01G	NHS SALFORD CCG	V02022	BLACKBIRNS	42	62%	38%	-
01G	NHS SALFORD CCG	V02787	THE HEIGHTS GENERAL PRACTICE	74	77%	23%	-
01M	NHS NORTH MANCHESTER CCG	P84004	FIVE OAKS FAMILY PRACTICE	158	59%	41%	-
01M	NHS NORTH MANCHESTER CCG	P84019	VALENTINE MEDICAL CENTRE	138	88%	12%	-
01M	NHS NORTH MANCHESTER CCG	P84025	ST GEORGES DRIVE MED CTR	111	82%	18%	-
01M	NHS NORTH MANCHESTER CCG	P84030	COLLIAGATE MED CENTRE	234	78%	19%	3%
01M	NHS NORTH MANCHESTER CCG	P84032	CLAYTON HEALTH CENTRE	100	43%	57%	-
01M	NHS NORTH MANCHESTER CCG	P84033	BEACON MEDICAL CENTRE	44	52%	48%	-
01M	NHS NORTH MANCHESTER CCG	P84040	CONNAW MEDICAL CENTRE	62	61%	39%	-
01M	NHS NORTH MANCHESTER CCG	P84041	CONNESTONES FAMILY PRACTICE	86	50%	49%	-
01M	NHS NORTH MANCHESTER CCG	P84042	FLORENCE HOUSE MEDICAL PRACTICE	132	61%	39%	-
01M	NHS NORTH MANCHESTER CCG	P84046	CHETTHAM HILL MEDICAL CENTRE	186	79%	20%	-
01M	NHS NORTH MANCHESTER CCG	P84047	DRYSDALE FAMILY PRACTICE	60	45%	55%	-

Table 9 : Breastfeeding initiation, by GP Practice, CCG, Area Team 2013/14 - Annual

Source: NHS England
Crown Copyright © 2014



Code	CCG Name	Code	GP Practice name	Number of maternitys	Percentage mothers initiating Breastfeeding	Percentage mothers not initiating Breastfeeding	Percentage mothers with no known status
01M	NHS NORTH MANCHESTER CCG	P84049	THE AVENUE MEDICAL CENTRE	125	66%	34%	-
01M	NHS NORTH MANCHESTER CCG	P84051	EASTLANDS MEDICAL PRACTICE	73	45%	55%	-
01M	NHS NORTH MANCHESTER CCG	P84054	WHITELY ROAD MEDICAL CTR	85	44%	56%	-
01M	NHS NORTH MANCHESTER CCG	P84059	LIME SQUARE MEDICAL CENTRE	63	51%	49%	-
01M	NHS NORTH MANCHESTER CCG	P84062	BROODALL SURGERY	34	47%	53%	-
01M	NHS NORTH MANCHESTER CCG	P84064	NEW GLETON FARM PRACTICE	51	41%	59%	-
01M	NHS NORTH MANCHESTER CCG	P84065	THE HAMPSHIRE HEALTH CTR.	63	68%	32%	-
01M	NHS NORTH MANCHESTER CCG	P84067	HAZLEDINE MEDICAL CENTRE	70	58%	41%	-
01M	NHS NORTH MANCHESTER CCG	P84070	HEWTON HEATH HEALTH CTR.	89	47%	53%	-
01M	NHS NORTH MANCHESTER CCG	P84074	WELLFIELD MEDICAL CENTRE	247	83%	19%	-
01M	NHS NORTH MANCHESTER CCG	P84085	THE FERGUSON SURGERY	30	57%	43%	-
01M	NHS NORTH MANCHESTER CCG	P84623	ALEESGAN	15	-	87%	-
01M	NHS NORTH MANCHESTER CCG	P84631	ATKINSON MEDICAL CENTRE	27	86%	-	-
01M	NHS NORTH MANCHESTER CCG	P84637	CLAYTON HEALTH CENTRE	36	64%	36%	-
01M	NHS NORTH MANCHESTER CCG	P84640	QUEENS MEDICAL CTR	52	83%	13%	-
01M	NHS NORTH MANCHESTER CCG	P84645	PARKEVIEW MEDICAL CENTRE	86	86%	20%	-
01M	NHS NORTH MANCHESTER CCG	P84663	THE VILLAGE SURGERY	46	59%	41%	-
01M	NHS NORTH MANCHESTER CCG	P84673	URBAN VILLAGE MEDICAL PRACTICE	93	66%	34%	-
01M	NHS NORTH MANCHESTER CCG	P84679	WILLOWDALE SURGERY	18	33%	67%	-
01M	NHS NORTH MANCHESTER CCG	P84684	THE JOLLY MEDICAL CENTRE	58	84%	10%	-
01M	NHS NORTH MANCHESTER CCG	P84690	THE DAM HEAD MEDICAL CENTRE/LOZ ROCHDALE RD	47	57%	43%	-
01M	NHS NORTH MANCHESTER CCG	V05490	VIOLENT PATIENT ENHANCED SERVICE 1	10	70%	-	-
01M	NHS NORTH MANCHESTER CCG	V05595	VICTORIA WILLIAMS MEDICAL CENTRE	24	75%	25%	-
01M	NHS NORTH MANCHESTER CCG	V02325	CHARLESTOWN MEDICAL PRACTICE	79	67%	32%	-
01M	NHS NORTH MANCHESTER CCG	V02520	THE SIMPSON MEDICAL PRACTICE	100	69%	31%	-
01M	NHS NORTH MANCHESTER CCG	V02849	THE CITY CENTRE HEALTH CENTRE	74	84%	16%	-
01N	NHS SOUTH MANCHESTER CCG	P84610	THE BUCHANAN MEDICAL CTR	146	75%	24%	-
01N	NHS SOUTH MANCHESTER CCG	P84612	THE NORTHERNDEN HTN.CTR.	153	79%	20%	-
01N	NHS SOUTH MANCHESTER CCG	P84614	HM MEDICAL PRACTICE	62	50%	48%	-
01N	NHS SOUTH MANCHESTER CCG	P84617	LADYMAN GROUP PRACTICE	121	66%	35%	-
01N	NHS SOUTH MANCHESTER CCG	P84618	MAULDETH MEDICAL CENTRE	23	70%	26%	-
01N	NHS SOUTH MANCHESTER CCG	P84620	RIEL HALL MEDICAL PRACTICE	143	57%	41%	-
01N	NHS SOUTH MANCHESTER CCG	P84621	THE MAPLES MEDICAL CENTRE	125	50%	48%	-
01N	NHS SOUTH MANCHESTER CCG	P84622	KINGSWAY MEDICAL PRACTICE	75	75%	25%	-
01N	NHS SOUTH MANCHESTER CCG	P84624	HOWLAND MEDICAL PRACTICE	82	62%	38%	-
01N	NHS SOUTH MANCHESTER CCG	P84629	BENCHILL MEDICAL CENTRE	138	51%	49%	-
01N	NHS SOUTH MANCHESTER CCG	P84634	BARLOW MEDICAL CENTRE	167	67%	13%	-
01N	NHS SOUTH MANCHESTER CCG	P84635	ROSEY MEDICAL PRACTICE	118	67%	32%	-
01N	NHS SOUTH MANCHESTER CCG	P84643	CORNSHAW GROUP PRACTICE	149	56%	43%	-
01N	NHS SOUTH MANCHESTER CCG	P84645	PARK MEDICAL CENTRE	79	48%	52%	-
01N	NHS SOUTH MANCHESTER CCG	P84648	TREGENNA GROUP PRACTICE	73	42%	58%	-
01N	NHS SOUTH MANCHESTER CCG	P84655	36 MERSEY BANK AVENUE	33	73%	27%	-
01N	NHS SOUTH MANCHESTER CCG	P84661	BROOKLANDS MEDICAL PRACTICE	80	71%	29%	-
01N	NHS SOUTH MANCHESTER CCG	P84666	DAVID MEDICAL PRACTICE	51	71%	29%	-
01N	NHS SOUTH MANCHESTER CCG	P84639	FALLOWFIELD MEDICAL CTR.	30	83%	-	-
01N	NHS SOUTH MANCHESTER CCG	P84651	NORTHERN MOON MEDICAL CENTRE	42	66%	29%	-
01N	NHS SOUTH MANCHESTER CCG	P84665	AL-SHIFA MEDICAL CENTRE	36	89%	-	-
01N	NHS SOUTH MANCHESTER CCG	P84672	WOODLANDS MEDICAL PRACTICE	33	78%	21%	-
01N	NHS SOUTH MANCHESTER CCG	P84677	DIGSBURY MEDICAL CENTRE	52	87%	12%	-
01N	NHS SOUTH MANCHESTER CCG	P84678	DIGSBURY MEDICAL CENTRE	110	88%	11%	-
01N	NHS SOUTH MANCHESTER CCG	P84682	BURNAGE HEALTHCARE PRACTICE	10	79%	-	-
01W	NHS STOOKPORT CCG	P88001	BRINNINGTON HEALTH CENTRE	87	45%	55%	-
01W	NHS STOOKPORT CCG	P88002	MARPLE BRIDGE SURGERY	52	96%	-	-
01W	NHS STOOKPORT CCG	P88003	OFFERTON HEALTH CENTRE	107	64%	36%	-
01W	NHS STOOKPORT CCG	P88004	HEATON MOOR HEALTH CENTRE	139	81%	19%	-
01W	NHS STOOKPORT CCG	P88005	FAMILY SURGERY	99	58%	42%	-
01W	NHS STOOKPORT CCG	P88006	MARPLE COTTAGE SURGERY	66	82%	18%	-
01W	NHS STOOKPORT CCG	P88007	CHEADLE HULME HEALTH CTR	123	82%	18%	-
01W	NHS STOOKPORT CCG	P88008	HEATON MERSEY MED.PRACT.	91	88%	11%	-
01W	NHS STOOKPORT CCG	P88009	WOOLLEY HEALTH CENTRE	46	78%	22%	-
01W	NHS STOOKPORT CCG	P88010	HEATON NORRIS HEALTH CTR.	20	69%	49%	-
01W	NHS STOOKPORT CCG	P88011	HEATON NORRIS HEALTH CTR.	93	54%	46%	-
01W	NHS STOOKPORT CCG	P88012	BEECH HOUSE MEDICAL PRACT	90	73%	27%	-
01W	NHS STOOKPORT CCG	P88013	DAL HOUSE MEDICAL CENTRE	167	74%	26%	-
01W	NHS STOOKPORT CCG	P88014	ADSHALL ROAD MEDICAL PRAC	64	70%	28%	-
01W	NHS STOOKPORT CCG	P88015	BRAMMALL HEALTH CENTRE	102	83%	17%	-
01W	NHS STOOKPORT CCG	P88016	BRAMMALL PARK MEDICAL CTR	157	74%	26%	-
01W	NHS STOOKPORT CCG	P88017	THE ROMILEY HEALTH CENTRE	36	75%	25%	-
01W	NHS STOOKPORT CCG	P88018	PARK VIEW GROUP PRACTICE	107	56%	44%	-
01W	NHS STOOKPORT CCG	P88019	THE AVALLEY PRACTICE	50	70%	30%	-
01W	NHS STOOKPORT CCG	P88020	CHEADLE MEDICAL PRACTICE	124	85%	15%	-
01W	NHS STOOKPORT CCG	P88021	MARPLE MEDICAL PRACTICE	61	95%	15%	-
01W	NHS STOOKPORT CCG	P88023	HEAD GREEN HEALTH CENTRE	89	75%	24%	-
01W	NHS STOOKPORT CCG	P88024	GATLEY MEDICAL CENTRE	116	86%	14%	-
01W	NHS STOOKPORT CCG	P88025	THE HEALTH CENTRE	105	10%	90%	-
01W	NHS STOOKPORT CCG	P88026	HEATON MOOR MEDICAL CTR.	175	88%	12%	-
01W	NHS STOOKPORT CCG	P88028	LATHALLS	46	86%	15%	-
01W	NHS STOOKPORT CCG	P88031	BRACONDALE MEDICAL CENTRE	60	86%	20%	-
01W	NHS STOOKPORT CCG	P88033	24 LONGSHUT LANE WEST	22	68%	32%	-
01W	NHS STOOKPORT CCG	P88034	DALE GREEN SURGERY	40	55%	45%	-
01W	NHS STOOKPORT CCG	P88041	THE VILLAGE SURGERY	52	86%	12%	-
01W	NHS STOOKPORT CCG	P88042	HEAD GREEN HEALTH CENTRE	62	84%	15%	-
01W	NHS STOOKPORT CCG	P88043	BRINNINGTON HEALTH CENTRE	80	44%	56%	-
01W	NHS STOOKPORT CCG	P88044	BREDBURY MEDICAL CENTRE	49	67%	33%	-
01W	NHS STOOKPORT CCG	P88040	THE SURGERY	26	58%	42%	-
01W	NHS STOOKPORT CCG	P88063	THE AVALLEY PRACTICE	-	-	-	-
01W	NHS STOOKPORT CCG	P88004	1 LOWFIELD ROAD	37	70%	30%	-
01W	NHS STOOKPORT CCG	P88006	SPRINGFIELD SURGERY	56	82%	18%	-
01W	NHS STOOKPORT CCG	P88007	THE GUYWOOD PRACTICE	21	76%	-	-
01W	NHS STOOKPORT CCG	P88009	WOOLLEY HEALTH CENTRE 1	-	-	-	-
01W	NHS STOOKPORT CCG	P88010	SOUTH REDDISH MEDICAL CTR	42	76%	24%	-
01W	NHS STOOKPORT CCG	P88015	VERNON PARK SURGERY	22	41%	59%	-
01W	NHS STOOKPORT CCG	P88017	ADSWOOD ROAD SURGERY	60	43%	57%	-
01W	NHS STOOKPORT CCG	P88018	THE SURGERY	14	71%	-	-
01W	NHS STOOKPORT CCG	P88020	HAIGER MEDICAL CENTRE	17	82%	-	-
01W	NHS STOOKPORT CCG	P88023	HIGH LANE MEDICAL CENTRE	46	85%	17%	-
01W	NHS STOOKPORT CCG	P88024	BENTLEY LANE MEDICAL PRACTICE	27	56%	44%	-
01W	NHS STOOKPORT CCG	P88025	ARCHWOOD MEDICAL PRACTICE	52	81%	19%	-
01W	NHS STOOKPORT CCG	P88028	HOLDSWORTH MEDICAL CTR	33	57%	43%	-
01W	NHS STOOKPORT CCG	P88032	STOOKPORT MEDICAL GROUP	224	75%	25%	-
01W	NHS STOOKPORT CCG	P88033	SOUTH REDDISH MEDICAL CTR	45	69%	31%	-
01W	NHS STOOKPORT CCG	V03134	LITTLE MOOR SURGERY	57	63%	37%	-
01W	NHS STOOKPORT CCG	V03912	CLAR HOUSE	27	81%	-	-
01Y	NHS TAMESIDE AND GLOSOP CCG	C81077	HOWARD MEDICAL PRACTICE	29	45%	55%	-
01Y	NHS TAMESIDE AND GLOSOP CCG	C81081	MANOR HOUSE SURGERY	116	72%	28%	-
01Y	NHS TAMESIDE AND GLOSOP CCG	C81106	LAMMINGTONS HEALTH CENTRE	75	67%	33%	-
01Y	NHS TAMESIDE AND GLOSOP CCG	C81615	THE SURGERY	19	69%	31%	-
01Y	NHS TAMESIDE AND GLOSOP CCG	C81640	15A PENNINE ROAD	39	69%	31%	-
01Y	NHS TAMESIDE AND GLOSOP CCG	C81660	HAFIELD MEDICAL CENTRE	33	75%	27%	-
01Y	NHS TAMESIDE AND GLOSOP CCG	P88002	THE BROOK SURGERY	118	65%	35%	-
01Y	NHS TAMESIDE AND GLOSOP CCG	P88003	ALBION MEDICAL PRACTICE	124	57%	43%	-
01Y	NHS TAMESIDE AND GLOSOP CCG	P88004	ABURN HILLS	57	60%	40%	-
01Y	NHS TAMESIDE AND GLOSOP CCG	P88005	LOCKIDGE MEDICAL CENTRE	120	64%	36%	-
01Y	NHS TAMESIDE AND GLOSOP CCG	P88007	STAVELEY MEDICAL CENTRE	72	56%	43%	-
01Y	NHS TAMESIDE AND GLOSOP CCG	P88008	REDFORD HOUSE MEDICAL CTR	91	53%	47%	-
01Y	NHS TAMESIDE AND GLOSOP CCG	P88010	58 ASTON ROAD	71	54%	46%	-
01Y	NHS TAMESIDE AND GLOSOP CCG	P88011	GORDON STREET MED.CTR.	73	60%	37%	-
01Y	NHS TAMESIDE AND GLOSOP CCG	P88012	CLAREMONT MEDICAL PRACT.	85	54%	46%	-
01Y	NHS TAMESIDE AND GLOSOP CCG	P88013	MATTERSLEY HEALTH CENTRE	80	38%	63%	-
01Y	NHS TAMESIDE AND GLOSOP CCG	P88014	THORPLEY HOUSE MEDICAL CENTRE	142	54%	39%	-
01Y	NHS TAMESIDE AND GLOSOP CCG	P88015	MINDHALL MEDICAL PRACTICE	145	38%	62%	-
01Y	NHS TAMESIDE AND GLOSOP CCG	P88016	DONKEYBROOK MEDICAL CTR	100	64%	36%	-
01Y	NHS TAMESIDE AND GLOSOP CCG	P88017	CHARL STREET MEDICAL CTR	63	54%	46%	-
01Y	NHS TAMESIDE AND GLOSOP CCG	P88018	DENTON MEDICAL PRACTICE	87	61%	39%	-
01Y	NHS TAMESIDE AND GLOSOP CCG	P88019	CHURCHGATE SURGERY	102	69%	31%	-
01Y	NHS TAMESIDE AND GLOSOP CCG	P88020	TIMARAG SQUARE SURGERY	87	72%	28%	-
01Y	NHS TAMESIDE AND GLOSOP CCG	P88021	DAVARI MEDICAL CENTRE	75	59%	41%	-
01Y	NHS TAMESIDE AND GLOSOP CCG	P88022	WING STREET MEDICAL CTR.	61%	61%	39%	-
01Y	NHS TAMESIDE AND GLOSOP CCG	P88023	ST ANDREW'S HOUSE	66	61%	39%	-
01Y	NHS TAMESIDE AND GLOSOP CCG	P88025	TOWN HALL SURGERY	29	38%	62%	-
01Y	NHS TAMESIDE AND GLOSOP CCG	P88026	GROSVENOR MEDICAL CENTRE	61	66%	34%	-
01Y	NHS TAMESIDE AND GLOSOP CCG	P88027	THE HOLMES SURGERY	38	68%	32%	-
01Y	NHS TAMESIDE AND GLOSOP CCG	P88029	76 MARKET STREET	65	49%	51%	-
01Y	NHS TAMESIDE AND GLOSOP CCG	P88030	WEST END MEDICAL CENTRE	64	58%	42%	-
01Y	NHS TAMESIDE AND GLOSOP CCG	P88033	TAME VALLEY MEDICAL CTR.	96	56%	44%	-
01Y	NHS TAMESIDE AND GLOSOP CCG	P88062	THE SMITHY SURGERY	56	71%	29%	-
01Y	NHS TAMESIDE AND GLOSOP CCG	P88006	THE HIGHLANDS NEW GROUP PRACTICE	-	-	-	-

Table 9 : Breastfeeding initiation, by GP Practice, CCG, Area Team 2013/14 - Annual

Source: NHS England
Crown Copyright © 2014



Code	CCG Name	Code	GP Practice name	Number of nurturers	Percentage mothers initiating Breastfeeding	Percentage mothers not initiating Breastfeeding	Percentage mothers with no known status
01Y	NHS TAMESIDE AND GLOSOP CCG	P89609	STAFFORD HOUSE	64	48%	50%	-
01Y	NHS TAMESIDE AND GLOSOP CCG	P89612	MOSLEY MEDICAL PRACTICE	33	79%	21%	-
01Y	NHS TAMESIDE AND GLOSOP CCG	P89613	WATFOLD MEDICAL CENTRE	31	65%	35%	-
01Y	NHS TAMESIDE AND GLOSOP CCG	P89616	58 ASHTON ROAD	12	83%	*	-
01Y	NHS TAMESIDE AND GLOSOP CCG	P89618	THE PINE MED CTR	16	69%	*	-
01Y	NHS TAMESIDE AND GLOSOP CCG	V02586	ASHTON PRIMARY CARE CTR	71	68%	32%	-
01Y	NHS TAMESIDE AND GLOSOP CCG	V02663	DROVLESEN MEDICAL PRACTICE	55	55%	45%	-
01Y	NHS TAMESIDE AND GLOSOP CCG	V02713	GLDER BRIDGE MEDICAL PRACTICE	44	86%	14%	-
01Y	NHS TAMESIDE AND GLOSOP CCG	V02936	HULLBROOK MEDICAL PRACTICE	51	63%	37%	-
02A	NHS TRAFFORD CCG	P91001	DR DI MARSH	-	-	-	-
02A	NHS TRAFFORD CCG	P91003	RAIRN MEDICAL PRACTICE	69	81%	17%	-
02A	NHS TRAFFORD CCG	P91004	ALTRINCHAM MEDICAL PRACTICE	74	88%	12%	-
02A	NHS TRAFFORD CCG	P91006	LIMSTON GROUP PRACTICE	111	75%	25%	-
02A	NHS TRAFFORD CCG	P91007	TRAPFLEY HEALTH CENTRE	30	77%	23%	-
02A	NHS TRAFFORD CCG	P91008	SHAW LANE MEDICAL CENTRE	48	83%	17%	-
02A	NHS TRAFFORD CCG	P91009	DAVYHAME MEDICAL CENTRE 330 BROADWAY DAHY	18	72%	28%	-
02A	NHS TRAFFORD CCG	P91011	SHAW LANE MEDICAL CENTRE	36	89%	*	-
02A	NHS TRAFFORD CCG	P91012	THE SURGERY	51	82%	18%	-
02A	NHS TRAFFORD CCG	P91013	BOUNDARY HOUSE	102	74%	26%	-
02A	NHS TRAFFORD CCG	P91014	WASHWAY ROAD MEDICAL CTR.	186	86%	13%	-
02A	NHS TRAFFORD CCG	P91016	WEST TRAPFLEY MED. CTR.	115	83%	17%	-
02A	NHS TRAFFORD CCG	P91017	RODWIN ROAD HEALTH CENTRE	82	78%	22%	-
02A	NHS TRAFFORD CCG	P91018	THE DELAMERE CENTRE	205	68%	32%	-
02A	NHS TRAFFORD CCG	P91019	PARTINGTON CENTRAL SURG	53	90%	40%	-
02A	NHS TRAFFORD CCG	P91020	THE BROOKS BAR MED.CTR.	95	76%	24%	-
02A	NHS TRAFFORD CCG	P91021	FIRSWAY GRP PRACTICE	150	79%	21%	-
02A	NHS TRAFFORD CCG	P91022	DELAMERE D&O PRACTICE	*	*	*	-
02A	NHS TRAFFORD CCG	P91025	THE NORRIS ROAD SURGERY	25	84%	*	-
02A	NHS TRAFFORD CCG	P91026	PARTINGTON HEALTH CENTRE	57	49%	47%	-
02A	NHS TRAFFORD CCG	P91027	THE AL MEDICAL PRACTICE	45	78%	22%	-
02A	NHS TRAFFORD CCG	P91029	FLUTTON ROAD MEDICAL PRACTICE	55	78%	22%	-
02A	NHS TRAFFORD CCG	P91030	"TO BE CONFIRMED DORMANT" BRIDGEWATER ROAD	*	*	*	-
02A	NHS TRAFFORD CCG	P91032	THE SURGERY	63	90%	*	-
02A	NHS TRAFFORD CCG	P91033	CHESTER ROAD SURGERY(PCT) CLOSED	*	*	*	-
02A	NHS TRAFFORD CCG	P91035	CONWAY ROAD HEALTH CENTRE	79	84%	16%	-
02A	NHS TRAFFORD CCG	P91003	BARRINGTON MEDICAL CENTRE	94	84%	15%	-
02A	NHS TRAFFORD CCG	P91004	ST.JOHNS MEDICAL CENTRE	183	90%	10%	-
02A	NHS TRAFFORD CCG	P91005	TRAPFLEY HEALTH CENTRE	44	80%	20%	-
02A	NHS TRAFFORD CCG	P91015	GORSE HILL MEDICAL CTR	81	73%	27%	-
02A	NHS TRAFFORD CCG	P91016	DELAMERE CLINARY PRACTICE	*	*	*	-
02A	NHS TRAFFORD CCG	P91017	THE SURGERY	31	71%	29%	-
02A	NHS TRAFFORD CCG	P91019	SEYMOUR GROVE HEALTH CTR.	18	66%	32%	-
02A	NHS TRAFFORD CCG	P91023	TRAPFLEY HEALTH CENTRE	53	70%	30%	-
02A	NHS TRAFFORD CCG	P91025	GLOUCESTER HOUSE MED.CTR.	42	74%	26%	-
02A	NHS TRAFFORD CCG	P91027	LOSTOCK MEDICAL CENTRE	63	64%	36%	-
02A	NHS TRAFFORD CCG	P91029	CHESTER ROAD SURGERY	87	74%	26%	-
02A	NHS TRAFFORD CCG	P91030	"DORMANT"	38	63%	37%	-
02A	NHS TRAFFORD CCG	P91031	REDINGS FAMILY HEALTH CTR	28	82%	*	-
02A	NHS TRAFFORD CCG	P91032	CAMAR MEDICAL PRACTICE	*	*	*	-
02A	NHS TRAFFORD CCG	P91033	GROVE MEDICAL PRACTICE	42	93%	*	-
02A	NHS TRAFFORD CCG	V02129	TRAFFORD HEALTH CENTRE	37	59%	41%	-
02H	NHS WIGAN BOROUGH CCG	P92001	MEDICENTRE	39	49%	51%	-
02H	NHS WIGAN BOROUGH CCG	P92002	36 BRIMTHWAITE ROAD	45	67%	33%	-
02H	NHS WIGAN BOROUGH CCG	P92003	KOSTON HOUSE	106	59%	39%	-
02H	NHS WIGAN BOROUGH CCG	P92004	THE HEALTH CENTRE	77	49%	51%	-
02H	NHS WIGAN BOROUGH CCG	P92005	CHANDLER HOUSE	48	44%	56%	-
02H	NHS WIGAN BOROUGH CCG	P92006	DR AHMAD & PARTNERS	73	48%	51%	-
02H	NHS WIGAN BOROUGH CCG	P92007	OLD HENRY STREET	86	51%	49%	-
02H	NHS WIGAN BOROUGH CCG	P92008	BRANDSHAW MEDICAL CENTRE	94	55%	44%	-
02H	NHS WIGAN BOROUGH CCG	P92010	BEECH HILL MEDICAL PRACT.	156	59%	41%	-
02H	NHS WIGAN BOROUGH CCG	P92011	SULLIVAN WAY SURGERY	90	57%	42%	-
02H	NHS WIGAN BOROUGH CCG	P92012	GOLDSTONE HEALTH CENTRE	49	48%	51%	-
02H	NHS WIGAN BOROUGH CCG	P92014	STANDISH MEDICAL PRACTICE	102	76%	24%	-
02H	NHS WIGAN BOROUGH CCG	P92015	THE SURGERY	41	81%	19%	-
02H	NHS WIGAN BOROUGH CCG	P92016	PENNYGATE MED. CTR	180	59%	40%	-
02H	NHS WIGAN BOROUGH CCG	P92017	THE SURGERY	79	72%	28%	-
02H	NHS WIGAN BOROUGH CCG	P92019	HEMSTON PRIMARY CARE	117	50%	50%	-
02H	NHS WIGAN BOROUGH CCG	P92020	THE SURGERY	49	61%	39%	-
02H	NHS WIGAN BOROUGH CCG	P92021	NEWTON MEDICAL CTR	63	41%	59%	-
02H	NHS WIGAN BOROUGH CCG	P92023	BROOKMILL MEDICAL CENTRE	77	55%	44%	-
02H	NHS WIGAN BOROUGH CCG	P92024	CHANDLER HOUSE	56	55%	45%	-
02H	NHS WIGAN BOROUGH CCG	P92026	LINGSWORTH HEALTH CENTRE	92	52%	48%	-
02H	NHS WIGAN BOROUGH CCG	P92028	145 ELIOT STREET	46	48%	52%	-
02H	NHS WIGAN BOROUGH CCG	P92029	429 WARRINGTON ROAD	52	50%	49%	-
02H	NHS WIGAN BOROUGH CCG	P92030	THE SURGERY	54	59%	41%	-
02H	NHS WIGAN BOROUGH CCG	P92031	PLATT BRIDGE HC	42	45%	55%	-
02H	NHS WIGAN BOROUGH CCG	P92033	THE SURGERY	58	43%	55%	-
02H	NHS WIGAN BOROUGH CCG	P92034	246 WIGAN ROAD	56	61%	39%	-
02H	NHS WIGAN BOROUGH CCG	P92035	THE HEALTH CENTRE	31	52%	48%	-
02H	NHS WIGAN BOROUGH CCG	P92038	WINEFALLEY MEDICAL CENTRE	46	78%	24%	-
02H	NHS WIGAN BOROUGH CCG	P92041	ASHTON MEDICAL CENTRE	86	47%	52%	-
02H	NHS WIGAN BOROUGH CCG	P92042	SEVEN BROOKS MEDICAL CTR.	51	57%	43%	-
02H	NHS WIGAN BOROUGH CCG	P92044	THE FAMILY PRACTICE	*	*	*	-
02H	NHS WIGAN BOROUGH CCG	P92002	FOULDSH FAMILY SURGERY	28	64%	36%	-
02H	NHS WIGAN BOROUGH CCG	P92004	DR CA XAVIERS PRACTICE	66	79%	21%	-
02H	NHS WIGAN BOROUGH CCG	P92005	ROOTHSTOWN MEDICAL CENTRE	63	71%	29%	-
02H	NHS WIGAN BOROUGH CCG	P92006	THE HEALTH CENTRE	24	50%	50%	-
02H	NHS WIGAN BOROUGH CCG	P92007	THE HEALTH CENTRE	39	54%	46%	-
02H	NHS WIGAN BOROUGH CCG	P92015	THE HEALTH CENTRE	27	52%	48%	-
02H	NHS WIGAN BOROUGH CCG	P92016	INCE COMMUNITY CENTRE	36	25%	75%	-
02H	NHS WIGAN BOROUGH CCG	P92018	DR SM SMITHS PRACTICE	*	*	*	-
02H	NHS WIGAN BOROUGH CCG	P92019	ORMEROD HOUSE	16	44%	56%	-
02H	NHS WIGAN BOROUGH CCG	P92020	LOWER INCE PRACTICE	64	39%	59%	-
02H	NHS WIGAN BOROUGH CCG	P92021	PREMIER HEALTH TEAM	18	72%	*	-
02H	NHS WIGAN BOROUGH CCG	P92023	THE HEALTH CENTRE	19	67%	37%	-
02H	NHS WIGAN BOROUGH CCG	P92026	THE SURGERY	36	47%	53%	-
02H	NHS WIGAN BOROUGH CCG	P92030	PAUL & PARTNER	12	82%	18%	-
02H	NHS WIGAN BOROUGH CCG	P92032	THE HEALTH CENTRE	25	64%	36%	-
02H	NHS WIGAN BOROUGH CCG	P92033	KEE FOLD MEDICAL CENTRE	25	48%	52%	-
02H	NHS WIGAN BOROUGH CCG	P92034	MEXNES VIEW SURGERY	39	67%	33%	-
02H	NHS WIGAN BOROUGH CCG	P92035	USANTH AND PARTNER	12	56%	44%	-
02H	NHS WIGAN BOROUGH CCG	P92037	SEP HEALTH	34	62%	38%	-
02H	NHS WIGAN BOROUGH CCG	P92039	FAMILY MEDICAL PRACTICE	42	64%	36%	-
02H	NHS WIGAN BOROUGH CCG	P92042	CHANDLER HOUSE	52	82%	18%	-
02H	NHS WIGAN BOROUGH CCG	P92043	79 CHURCH STREET	15	*	67%	-
02H	NHS WIGAN BOROUGH CCG	P92046	THE SURGERY	40	68%	33%	-
02H	NHS WIGAN BOROUGH CCG	P92047	CLLIFTON PRACTICE	16	44%	56%	-
02H	NHS WIGAN BOROUGH CCG	P92048	SLAG LANE MEDICAL CENTRE	18	50%	44%	-
02H	NHS WIGAN BOROUGH CCG	P92051	208C NEWTON ROAD	48	46%	54%	-
02H	NHS WIGAN BOROUGH CCG	P92052	7 BROOKS MEDICAL CENTRE	54	57%	43%	-
02H	NHS WIGAN BOROUGH CCG	P92053	CHANDLER HOUSE	43	60%	40%	-
02H	NHS WIGAN BOROUGH CCG	V00050	THE BRIDGEWATER MEDICAL CENTRE	34	59%	41%	-
02H	NHS WIGAN BOROUGH CCG	V02274	PLATT BRIDGE HEALTH CTR	71	55%	44%	-
02H	NHS WIGAN BOROUGH CCG	V02321	TYLDESLEY HEALTH CTR	80	61%	39%	-
02H	NHS WIGAN BOROUGH CCG	V02322	THE BRIDGEWATER MEDICAL CTR	112	58%	42%	-
02H	NHS WIGAN BOROUGH CCG	V02378	DR ALISTAR PARTNERSHIP	68	41%	59%	-
02H	NHS WIGAN BOROUGH CCG	V02885	INTRAH HEALTH MARSH GREEN	57	35%	61%	-
02H	NHS WIGAN BOROUGH CCG	V02886	INTRAH HEALTH FAMILY PRACTICE	18	*	72%	-
02H	NHS WIGAN BOROUGH CCG	V02887	INTRAH HEALTH	30	67%	33%	-

Table 9 : Breastfeeding initiation, by GP Practice, CCG, Area Team 2013/14 - Annual

Source: NHS England

Crown Copyright © 2014



Code	CCG Name	Code	GP Practice name	Number of maternities	Percentage mothers Initiating Breastfeeding	Percentage mothers not Initiating Breastfeeding	Percentage mothers with no known status
00Q	NHS BLACKBURN WITH DARWEN CCG	P81005	LITTLE HARWOOD HEALTH CTR	124	75%	25%	-
00Q	NHS BLACKBURN WITH DARWEN CCG	P81022	WITTON MEDICAL CENTRE	104	62%	38%	-
00Q	NHS BLACKBURN WITH DARWEN CCG	P81051	DARWEN HEALTH CENTRE	142	71%	29%	-
00Q	NHS BLACKBURN WITH DARWEN CCG	P81058	ST GEORGE'S SURGERY	101	78%	22%	-
00Q	NHS BLACKBURN WITH DARWEN CCG	P81061	REDLAM SURGERY	54	61%	39%	-
00Q	NHS BLACKBURN WITH DARWEN CCG	P81109	DARWEN HEALTH CENTRE	65	66%	34%	-
00Q	NHS BLACKBURN WITH DARWEN CCG	P81125	MONTAGUE HEALTH CENTRE	92	80%	20%	-
00Q	NHS BLACKBURN WITH DARWEN CCG	P81140	DARWEN HEALTH CENTRE	84	71%	29%	-
00Q	NHS BLACKBURN WITH DARWEN CCG	P81155	BROWNHILL SURGERY	33	91%	*	-
00Q	NHS BLACKBURN WITH DARWEN CCG	P81167	AUDLEY HEALTH CENTRE	98	69%	31%	-
00Q	NHS BLACKBURN WITH DARWEN CCG	P81204	EWOOD MEDICAL CENTRE	60	67%	33%	-
00Q	NHS BLACKBURN WITH DARWEN CCG	P81214	293 PRESTON NEW ROAD	59	86%	14%	-
00Q	NHS BLACKBURN WITH DARWEN CCG	P81607	THE MONTAGUE PRACTICE	78	72%	28%	-
00Q	NHS BLACKBURN WITH DARWEN CCG	P81622	BANGOR STREET HEALTH	97	80%	20%	-
00Q	NHS BLACKBURN WITH DARWEN CCG	P81633	SPRINGFIELD SURGERY	14	79%	*	*
00Q	NHS BLACKBURN WITH DARWEN CCG	P81643	BROOKHOUSE MEDICAL CENTRE	92	86%	14%	-
00Q	NHS BLACKBURN WITH DARWEN CCG	P81683	UMAR MEDICAL CENTRE	129	85%	14%	*
00Q	NHS BLACKBURN WITH DARWEN CCG	P81694	DR S CLARKSON'S PRACTICE	18	89%	*	*
00Q	NHS BLACKBURN WITH DARWEN CCG	P81704	ROE LEE SURGERY	65	80%	20%	-
00Q	NHS BLACKBURN WITH DARWEN CCG	P81707	THE SURGERY	83	80%	20%	-
00Q	NHS BLACKBURN WITH DARWEN CCG	P81709	ROMAN ROAD HEALTH CENTRE	69	58%	42%	-
00Q	NHS BLACKBURN WITH DARWEN CCG	P81712	DARWEN HEALTH CENTRE	32	75%	25%	-
00Q	NHS BLACKBURN WITH DARWEN CCG	P81719	FENISCOWLES SURGERY	16	75%	*	*
00Q	NHS BLACKBURN WITH DARWEN CCG	P81721	HOLLINS GROVE SURGERY	15	60%	40%	*
00Q	NHS BLACKBURN WITH DARWEN CCG	P81724	216-218 PRINGLE STREET	35	66%	34%	-
00Q	NHS BLACKBURN WITH DARWEN CCG	P81734	SHADSWORTH ROAD SURGERY	272	69%	31%	-
00Q	NHS BLACKBURN WITH DARWEN CCG	P81771	PRIMROSE BANK MED/CTR	59	83%	17%	-
00Q	NHS BLACKBURN WITH DARWEN CCG	P81787	ANTICOAGULENT CLINIC	*	*	-	-
00Q	NHS BLACKBURN WITH DARWEN CCG	P81793	DERMATOLOGY CLINIC	*	*	*	-
00Q	NHS BLACKBURN WITH DARWEN CCG	Y00043	DIABETES CLINIC(NORTH)	*	*	-	-
00Q	NHS BLACKBURN WITH DARWEN CCG	Y02657	CORNERSTONE HEALTHCARE BENTHAM ROAD HEAL	75	47%	53%	-
00Q	NHS BLACKBURN WITH DARWEN CCG	Y03362	THE WATERSIDE SURGERY	41	54%	46%	-
00R	NHS BLACKPOOL CCG	P81004	ELIZABETH STREET SURGERY	64	50%	50%	-
00R	NHS BLACKPOOL CCG	P81016	WATERLOO ROAD MEDICAL CTR	128	55%	44%	*
00R	NHS BLACKPOOL CCG	P81042	118 ADELAIDE STREET	127	50%	50%	-
00R	NHS BLACKPOOL CCG	P81043	MEDICAL CENTRE	73	60%	40%	-
00R	NHS BLACKPOOL CCG	P81054	MARTON MEDICAL PRACTICE	100	65%	34%	*
00R	NHS BLACKPOOL CCG	P81063	ST PAULS MEDICAL CENTRE	115	66%	34%	-
00R	NHS BLACKPOOL CCG	P81066	LAYTON MEDICAL CENTRE	71	68%	32%	-
00R	NHS BLACKPOOL CCG	P81072	GLENROYD MEDICAL CENTER	144	69%	31%	-
00R	NHS BLACKPOOL CCG	P81073	CLEVELEYS GROUP PRACTICE	74	59%	41%	-
00R	NHS BLACKPOOL CCG	P81074	HIGHFIELD SURGERY	90	71%	29%	-
00R	NHS BLACKPOOL CCG	P81081	THE ARNOLD MEDICAL CENTRE	37	54%	46%	-
00R	NHS BLACKPOOL CCG	P81092	THE CRESCENT SURGERY	58	69%	31%	-
00R	NHS BLACKPOOL CCG	P81115	BLOOMFIELD MEDICAL CENTRE	136	54%	46%	-
00R	NHS BLACKPOOL CCG	P81159	STONYHILL PRACTICE	85	55%	45%	-
00R	NHS BLACKPOOL CCG	P81172	NEWTON DRIVE SURGERY	88	66%	34%	-
00R	NHS BLACKPOOL CCG	P81629	DR MISTRY & DR WILLIAMS	43	74%	26%	-
00R	NHS BLACKPOOL CCG	P81681	NORTH SHORE SURGERY	100	69%	31%	-
00R	NHS BLACKPOOL CCG	P81684	HARROWSIDE SURGERY	31	65%	35%	-
00R	NHS BLACKPOOL CCG	P81713	DR CELIKKOL	24	46%	54%	-
00R	NHS BLACKPOOL CCG	P81714	ABBEYDALE MEDICAL CENTRE	30	53%	47%	-
00R	NHS BLACKPOOL CCG	P81722	ASHFIELD MEDICAL CTRE	27	67%	33%	-
00R	NHS BLACKPOOL CCG	P81754	VICARAGE LANE SURGERY	33	42%	58%	-
00R	NHS BLACKPOOL CCG	P81760	GORTON STREET PRACTICE	68	54%	46%	-
00R	NHS BLACKPOOL CCG	Y00890	CHILD & ADOLESCENT MENTAL HEALTH SERVICE	*	*	-	-
00R	NHS BLACKPOOL CCG	Y02854	GP LED HEALTH CENTRE	*	*	-	-
00X	NHS CHORLEY AND SOUTH RIBBLE CCG	P81010	WITHNELL HEALTH CENTRE	52	88%	12%	-
00X	NHS CHORLEY AND SOUTH RIBBLE CCG	P81033	COPPULL MEDICAL PRACTICE	72	64%	36%	-
00X	NHS CHORLEY AND SOUTH RIBBLE CCG	P81038	CHORLEY HEALTH CENTRE	61	56%	44%	-
00X	NHS CHORLEY AND SOUTH RIBBLE CCG	P81044	LIBRARY HOUSE SURGERY	167	64%	36%	-
00X	NHS CHORLEY AND SOUTH RIBBLE CCG	P81057	WORDEN MEDICAL CENTRE	133	67%	33%	-
00X	NHS CHORLEY AND SOUTH RIBBLE CCG	P81062	REGENT HOUSE SURGERY	100	66%	34%	-
00X	NHS CHORLEY AND SOUTH RIBBLE CCG	P81076	SANDY LANE SURGERY	168	67%	33%	-
00X	NHS CHORLEY AND SOUTH RIBBLE CCG	P81082	THE RYAN MEDICAL CENTRE	112	63%	38%	-
00X	NHS CHORLEY AND SOUTH RIBBLE CCG	P81083	ROSLEA SURGERY	85	71%	29%	-
00X	NHS CHORLEY AND SOUTH RIBBLE CCG	P81117	CENTRAL PARK SURGERY	50	56%	44%	-
00X	NHS CHORLEY AND SOUTH RIBBLE CCG	P81127	THE HEALTH CENTRE	49	67%	33%	-
00X	NHS CHORLEY AND SOUTH RIBBLE CCG	P81143	WHITTLE SURGERY	88	80%	20%	-
00X	NHS CHORLEY AND SOUTH RIBBLE CCG	P81154	GRANVILLE HOUSE MED CTRE	66	61%	39%	-

Table 9 : Breastfeeding initiation, by GP Practice, CCG, Area Team 2013/14 - Annual

Source: NHS England

Crown Copyright © 2014



Code	CCG Name	Code	GP Practice name	Number of maternities	Percentage mothers Initiating Breastfeeding	Percentage mothers not Initiating Breastfeeding	Percentage mothers with no known status
00X	NHS CHORLEY AND SOUTH RIBBLE CCG	P81171	THE EUKTON MEDICAL CENTRE	30	83%	*	-
00X	NHS CHORLEY AND SOUTH RIBBLE CCG	P81173	CROSTON MEDICAL CENTRE	38	71%	29%	-
00X	NHS CHORLEY AND SOUTH RIBBLE CCG	P81180	CLAYTON BROOK SURGERY	40	63%	38%	-
00X	NHS CHORLEY AND SOUTH RIBBLE CCG	P81181	KINGSFOLD MEDICAL CENTRE	39	64%	36%	-
00X	NHS CHORLEY AND SOUTH RIBBLE CCG	P81186	MOSS SIDE MEDICAL CENTRE	51	67%	33%	-
00X	NHS CHORLEY AND SOUTH RIBBLE CCG	P81642	MEDICARE UNIT	30	60%	40%	-
00X	NHS CHORLEY AND SOUTH RIBBLE CCG	P81655	CROSTON VILLAGE SURGERY	29	86%	*	-
00X	NHS CHORLEY AND SOUTH RIBBLE CCG	P81687	THE VILLAGE SURGERY	6	*	*	-
00X	NHS CHORLEY AND SOUTH RIBBLE CCG	P81689	311 EAVES LANE	17	47%	53%	-
00X	NHS CHORLEY AND SOUTH RIBBLE CCG	P81692	BEECHES MEDICAL CENTRE	9	89%	*	-
00X	NHS CHORLEY AND SOUTH RIBBLE CCG	P81701	652 PRESTON ROAD	32	63%	38%	-
00X	NHS CHORLEY AND SOUTH RIBBLE CCG	P81733	THE HEALTH CENTRE	28	86%	*	-
00X	NHS CHORLEY AND SOUTH RIBBLE CCG	P81740	ADLINGTON MEDICAL CENTRE	16	75%	*	-
00X	NHS CHORLEY AND SOUTH RIBBLE CCG	P81741	STATION SURGERY	25	68%	32%	-
00X	NHS CHORLEY AND SOUTH RIBBLE CCG	P81746	CUNLIFFE MEDICAL CENTRE	46	57%	43%	-
00X	NHS CHORLEY AND SOUTH RIBBLE CCG	P81769	VILLAGE SURGERY	7	*	*	-
00X	NHS CHORLEY AND SOUTH RIBBLE CCG	Y00347	CHORLEY HEALTH CENTRE	54	70%	30%	-
00X	NHS CHORLEY AND SOUTH RIBBLE CCG	Y02466	BUCKSHAW VILLAGE HEALTH CENTRE	159	80%	20%	-
00X	NHS CHORLEY AND SOUTH RIBBLE CCG	Y03656	LEYLAND SURGERY	28	75%	25%	-
01A	NHS EAST LANCASHIRE CCG	P81003	ST JAMES' MEDICAL CENTRE	95	79%	21%	-
01A	NHS EAST LANCASHIRE CCG	P81008	80 YORKSHIRE STREET	64	69%	31%	-
01A	NHS EAST LANCASHIRE CCG	P81017	WHALLEY MEDICAL CENTRE	93	85%	15%	-
01A	NHS EAST LANCASHIRE CCG	P81020	ST.NICHOLAS GROUP PRACTICE	97	74%	26%	-
01A	NHS EAST LANCASHIRE CCG	P81025	RICHMOND HILL GROUP PRACTICE	113	81%	19%	-
01A	NHS EAST LANCASHIRE CCG	P81027	IRWELL MEDICAL PRACTICE	148	64%	36%	-
01A	NHS EAST LANCASHIRE CCG	P81028	MANCHESTER ROAD SURGERY	62	61%	39%	-
01A	NHS EAST LANCASHIRE CCG	P81032	REEDYFORD HEALTH CARE	143	76%	24%	-
01A	NHS EAST LANCASHIRE CCG	P81035	COLNE ROAD SURGERY	81	77%	23%	-
01A	NHS EAST LANCASHIRE CCG	P81036	PEEL HOUSE MEDICAL CENTRE	146	68%	32%	-
01A	NHS EAST LANCASHIRE CCG	P81047	PARKSIDE SURGERY	86	69%	31%	-
01A	NHS EAST LANCASHIRE CCG	P81053	357 BRIERCLIFFE ROAD	73	70%	30%	-
01A	NHS EAST LANCASHIRE CCG	P81065	THE SURGERY	90	80%	19%	*
01A	NHS EAST LANCASHIRE CCG	P81069	PENDLESIDE MEDICAL PRACT	63	76%	22%	*
01A	NHS EAST LANCASHIRE CCG	P81070	DR ION AND PARTNERS	66	71%	29%	-
01A	NHS EAST LANCASHIRE CCG	P81078	DR BROWN AND PARTNERS	116	81%	19%	-
01A	NHS EAST LANCASHIRE CCG	P81088	DR ORMROD & PARTNERS	56	59%	39%	*
01A	NHS EAST LANCASHIRE CCG	P81095	THURSBY SURGERY	97	75%	25%	-
01A	NHS EAST LANCASHIRE CCG	P81099	HASLINGDEN HEALTH CENTRE	96	75%	25%	-
01A	NHS EAST LANCASHIRE CCG	P81100	THE CASTLE MEDICAL GROUP	125	76%	24%	-
01A	NHS EAST LANCASHIRE CCG	P81104	OXFORD ROAD MEDICAL CTR	51	57%	43%	-
01A	NHS EAST LANCASHIRE CCG	P81118	ROSSENDALE PRIMARY HEALTH CARE CENTRE	108	77%	23%	-
01A	NHS EAST LANCASHIRE CCG	P81123	PENDLE VALLEY PMS PRACTICE	313	70%	30%	-
01A	NHS EAST LANCASHIRE CCG	P81130	PADIHAM MEDICAL CENTRE	135	62%	38%	-
01A	NHS EAST LANCASHIRE CCG	P81132	WATERFOOT HEALTH CENTRE	91	76%	24%	-
01A	NHS EAST LANCASHIRE CCG	P81134	THE HEALTH CENTRE	51	78%	22%	-
01A	NHS EAST LANCASHIRE CCG	P81137	BURNLEY WOOD MEDICAL CTR.	68	66%	34%	-
01A	NHS EAST LANCASHIRE CCG	P81146	MYRTLE HOUSE	77	69%	31%	-
01A	NHS EAST LANCASHIRE CCG	P81147	257 BLACKBURN ROAD	45	73%	27%	-
01A	NHS EAST LANCASHIRE CCG	P81160	OSWALD MEDICAL CENTRE	131	66%	34%	-
01A	NHS EAST LANCASHIRE CCG	P81165	IGHTENHILL MEDICAL CENTRE	*	*	*	-
01A	NHS EAST LANCASHIRE CCG	P81166	DR BELLO'S SURGERY	27	70%	30%	-
01A	NHS EAST LANCASHIRE CCG	P81170	NELSON HEALTH CENTRE	72	67%	32%	*
01A	NHS EAST LANCASHIRE CCG	P81182	RICHMOND MEDICAL	125	66%	34%	-
01A	NHS EAST LANCASHIRE CCG	P81197	ROSEGROVE SURGERY	51	61%	39%	-
01A	NHS EAST LANCASHIRE CCG	P81212	THE SURGERY	54	72%	28%	-
01A	NHS EAST LANCASHIRE CCG	P81215	ROSEHILL SURGERY	52	75%	25%	-
01A	NHS EAST LANCASHIRE CCG	P81218	THE CLAYTON MEDICAL CTR.	92	67%	33%	-
01A	NHS EAST LANCASHIRE CCG	P81620	SLAIDBURN HEALTH CENTRE	7	86%	*	*
01A	NHS EAST LANCASHIRE CCG	P81634	COLNE CORNER SURGERY	33	67%	33%	-
01A	NHS EAST LANCASHIRE CCG	P81641	*TO BE CONFIRMED DORMANT*THE HORSFIELD PR	*	*	-	*
01A	NHS EAST LANCASHIRE CCG	P81659	GREAT HARWOOD HEALTH CTR.	45	69%	31%	-
01A	NHS EAST LANCASHIRE CCG	P81677	87-89 HIGH STREET	9	*	*	*
01A	NHS EAST LANCASHIRE CCG	P81686	ROSSENDALE VALLEY PRACTICE	31	81%	19%	-
01A	NHS EAST LANCASHIRE CCG	P81699	STONE BRIDGE HOUSE	22	59%	41%	-
01A	NHS EAST LANCASHIRE CCG	P81711	DILL HALL SURGERY	27	48%	52%	-
01A	NHS EAST LANCASHIRE CCG	P81726	KING STREET MEDICAL CTR	30	67%	33%	-
01A	NHS EAST LANCASHIRE CCG	P81730	GREAT HARWOOD MEDICAL GROUP	87	75%	25%	-
01A	NHS EAST LANCASHIRE CCG	P81731	YARNSPINNERS HEALTH CARE CENTRE	51	67%	33%	-
01A	NHS EAST LANCASHIRE CCG	P81732	HARAMBEE SURGERY	20	85%	*	-
01A	NHS EAST LANCASHIRE CCG	P81736	WHITEFIELD HEALTH CENTRE	91	74%	26%	-

Table 9 : Breastfeeding initiation, by GP Practice, CCG, Area Team 2013/14 - Annual

Source: NHS England

Crown Copyright © 2014



Code	CCG Name	Code	GP Practice name	Number of maternities	Percentage mothers Initiating Breastfeeding	Percentage mothers not Initiating Breastfeeding	Percentage mothers with no known status
01A	NHS EAST LANCASHIRE CCG	P81738	DR P VALLURI	12	58%	*	-
01A	NHS EAST LANCASHIRE CCG	P81749	60 ABBEY STREET	26	46%	54%	-
01A	NHS EAST LANCASHIRE CCG	P81755	THE SURGERY	42	71%	29%	-
01A	NHS EAST LANCASHIRE CCG	P81756	DANEHOUSE MEDICAL CENTRE	6	100%	-	-
01A	NHS EAST LANCASHIRE CCG	P81757	BARROWFORD SURGERY	23	96%	*	-
01A	NHS EAST LANCASHIRE CCG	P81778	COLNE HEALTH CENTRE	34	56%	44%	-
01A	NHS EAST LANCASHIRE CCG	P81779	*TO BE CONFIRMED DORMANT* EAGLE MEDICAL PI	35	63%	37%	-
01A	NHS EAST LANCASHIRE CCG	P81780	RUSKIN HEALTH CARE	95	76%	24%	-
01A	NHS EAST LANCASHIRE CCG	P81797	*TO BE CONFIRMED DORMANT*DR BROWN BRIERF	*	*	-	-
01A	NHS EAST LANCASHIRE CCG	Y02605	ACCRINGTON VICTORIA HEALTH ACCESS CENTRE	33	61%	39%	-
01A	NHS EAST LANCASHIRE CCG	Y02606	FAIRMORE MEDICAL PRACTICE ROSSENDALE PHCC 1	97	70%	30%	-
01E	NHS GREATER PRESTON CCG	P81015	LYTHAM ROAD SURGERY	100	87%	13%	-
01E	NHS GREATER PRESTON CCG	P81018	ST FILLAN'S MEDICAL CTRE	66	85%	15%	-
01E	NHS GREATER PRESTON CCG	P81040	LONGTON HEALTH CENTRE	81	75%	25%	-
01E	NHS GREATER PRESTON CCG	P81046	PARK VIEW SURGERY	75	73%	27%	-
01E	NHS GREATER PRESTON CCG	P81055	BERRY LANE MEDICAL CENTRE	61	74%	26%	-
01E	NHS GREATER PRESTON CCG	P81059	GREAT ECCLESTON HLTH CTR	62	85%	13%	*
01E	NHS GREATER PRESTON CCG	P81067	THE HEALTHCARE CENTRE	146	71%	29%	-
01E	NHS GREATER PRESTON CCG	P81071	NEW HALL LANE PRACTICE	102	50%	50%	-
01E	NHS GREATER PRESTON CCG	P81093	GEOFFREY STREET SURGERY	59	51%	49%	-
01E	NHS GREATER PRESTON CCG	P81103	BROADWAY SURGERY	45	71%	29%	-
01E	NHS GREATER PRESTON CCG	P81107	STONEBRIDGE SURGERY	64	78%	22%	-
01E	NHS GREATER PRESTON CCG	P81108	WOODPLUMPTON SURGERY	12	67%	*	*
01E	NHS GREATER PRESTON CCG	P81119	DOCLAND MEDICAL CENTRE	89	63%	37%	-
01E	NHS GREATER PRESTON CCG	P81122	BIRLEYWOOD HEALTH CENTRE	*	-	*	-
01E	NHS GREATER PRESTON CCG	P81152	THE SURGERY	60	77%	23%	-
01E	NHS GREATER PRESTON CCG	P81163	THE ST PAULS SURGERY	31	74%	26%	-
01E	NHS GREATER PRESTON CCG	P81169	FISHERGATE HILL SURGERY	84	74%	26%	-
01E	NHS GREATER PRESTON CCG	P81176	MOOR PARK SURGERY	67	58%	42%	-
01E	NHS GREATER PRESTON CCG	P81179	LOSTOCK HALL MEDICAL CTR.	42	57%	43%	-
01E	NHS GREATER PRESTON CCG	P81184	RIBBLETON MEDICAL CTR	138	44%	56%	-
01E	NHS GREATER PRESTON CCG	P81185	RIVERSIDE MEDICAL CENTRE	114	82%	18%	-
01E	NHS GREATER PRESTON CCG	P81196	DEEPPDALE SURGERY	190	79%	21%	-
01E	NHS GREATER PRESTON CCG	P81211	BEACON PRIMARY CARE	*	-	*	-
01E	NHS GREATER PRESTON CCG	P81213	ST.MARY'S HEALTH CENTRE	99	69%	31%	-
01E	NHS GREATER PRESTON CCG	P81216	THE GREEN PRACTICE	7	100%	-	-
01E	NHS GREATER PRESTON CCG	P81647	310 ST. GEORGES ROAD	29	93%	*	-
01E	NHS GREATER PRESTON CCG	P81656	THOMPSON HG	50	60%	40%	-
01E	NHS GREATER PRESTON CCG	P81664	PARK MEDICAL PRACTICE	50	64%	36%	-
01E	NHS GREATER PRESTON CCG	P81667	34-35 ASHTON STREET	18	39%	61%	*
01E	NHS GREATER PRESTON CCG	P81685	232 DEEPPDALE ROAD	27	56%	44%	-
01E	NHS GREATER PRESTON CCG	P81691	THE SURGERY	18	67%	33%	*
01E	NHS GREATER PRESTON CCG	P81693	LOCUM FOR DR BHUIYA	6	*	*	*
01E	NHS GREATER PRESTON CCG	P81700	ASHTON HEALTH CENTRE	147	66%	34%	-
01E	NHS GREATER PRESTON CCG	P81705	DR Q KHAN	22	82%	*	-
01E	NHS GREATER PRESTON CCG	P81716	DR HP CONWAY	8	*	*	*
01E	NHS GREATER PRESTON CCG	P81735	RIBBLE VILLAGE SURGERY	43	44%	56%	-
01E	NHS GREATER PRESTON CCG	P81748	BRIARWOOD MEDICAL CENTRE	49	73%	27%	-
01E	NHS GREATER PRESTON CCG	P81750	49 FRENCHWOOD AVENUE	27	70%	30%	-
01E	NHS GREATER PRESTON CCG	P81763	110 DEEPPDALE ROAD	32	84%	*	-
01E	NHS GREATER PRESTON CCG	P81770	AVENHAM LANE PRACTICE	69	77%	23%	-
01E	NHS GREATER PRESTON CCG	P81773	GOLDEN HILL LANE SURGERY	*	-	*	-
01E	NHS GREATER PRESTON CCG	P81781	CUERDEN HALL NURSING HOME	*	*	-	-
01E	NHS GREATER PRESTON CCG	P81785	THE HEALTHCARE CENTRE	34	68%	32%	-
01E	NHS GREATER PRESTON CCG	P81790	COMMUNITY DRUG TEAM	*	*	-	-
01E	NHS GREATER PRESTON CCG	Y00745	ACCESS CENTRE, PRESTON PCT	*	*	-	-
01E	NHS GREATER PRESTON CCG	Y01031	PRESTON PRIMARY CARE CENTRE OOH	*	*	-	-
01E	NHS GREATER PRESTON CCG	Y01899	ADDACTION TOWER PROGRAMME	*	*	-	-
01E	NHS GREATER PRESTON CCG	Y03176	CHORLEY AND SOUTH RIBBLE SMS	*	*	*	-
01E	NHS GREATER PRESTON CCG	Y03551	COMMUNITY HEALTH & EYECARE LIMITED	*	*	*	-
01K	NHS LANCASHIRE NORTH CCG	P81002	DALTON SQUARE PRACTICE	106	69%	27%	*
01K	NHS LANCASHIRE NORTH CCG	P81006	WINDSOR SURGERY	69	81%	16%	*
01K	NHS LANCASHIRE NORTH CCG	P81011	MEADOWSIDE MEDICAL PRACT	75	75%	25%	-
01K	NHS LANCASHIRE NORTH CCG	P81013	QUEEN SQUARE SURGERY	127	72%	27%	*
01K	NHS LANCASHIRE NORTH CCG	P81029	ASHTREES SURGERY	114	69%	27%	*
01K	NHS LANCASHIRE NORTH CCG	P81056	ROSEBANK SURGERY	124	77%	21%	*
01K	NHS LANCASHIRE NORTH CCG	P81064	DR P F TYNAN	100	81%	18%	*
01K	NHS LANCASHIRE NORTH CCG	P81085	YORK BRIDGE SURGERY	67	55%	45%	-
01K	NHS LANCASHIRE NORTH CCG	P81091	67 OWEN ROAD	125	58%	39%	*
01K	NHS LANCASHIRE NORTH CCG	P81153	THE WESTGATE MED PRACTICE	97	53%	43%	*

Table 9 : Breastfeeding initiation, by GP Practice, CCG, Area Team 2013/14 - Annual

Source: NHS England

Crown Copyright © 2014



Code	CCG Name	Code	GP Practice name	Number of maternities	Percentage mothers Initiating Breastfeeding	Percentage mothers not Initiating Breastfeeding	Percentage mothers with no known status
01K	NHS LANCASHIRE NORTH CCG	P81190	LANDSCAPE SURGERY	56	73%	25%	*
01K	NHS LANCASHIRE NORTH CCG	P81624	STRAWBERRY GDNS MEDICAL PRACTICE	68	62%	38%	-
01K	NHS LANCASHIRE NORTH CCG	Y01008	COASTAL MEDICAL GROUP	360	61%	35%	4%
01K	NHS LANCASHIRE NORTH CCG	Y03600	SAME DAY HEALTH CNTRE COASTAL HEALTHCARE	*	-	*	-
02G	NHS WEST LANCASHIRE CCG	P81014	LEYLAND HOUSE SURGERY	68	75%	25%	-
02G	NHS WEST LANCASHIRE CCG	P81039	HILLSIDE HEALTH CENTRE	77	49%	51%	-
02G	NHS WEST LANCASHIRE CCG	P81041	PARK GATE SURGERY	31	68%	32%	-
02G	NHS WEST LANCASHIRE CCG	P81045	THE ELMS PRACTICE	42	83%	14%	*
02G	NHS WEST LANCASHIRE CCG	P81084	HALL GREEN SURGERY	43	70%	30%	-
02G	NHS WEST LANCASHIRE CCG	P81096	THE SURGERY	41	83%	15%	*
02G	NHS WEST LANCASHIRE CCG	P81112	BEACON PRIMARY CARE	127	59%	40%	*
02G	NHS WEST LANCASHIRE CCG	P81121	BIRLEYWOOD HEALTH CENTRE	24	42%	58%	-
02G	NHS WEST LANCASHIRE CCG	P81136	SANDY LANE HEALTH CENTRE	21	52%	43%	*
02G	NHS WEST LANCASHIRE CCG	P81138	BURSCOUGH HEALTH CENTRE	25	72%	28%	-
02G	NHS WEST LANCASHIRE CCG	P81177	VIRAN MEDICAL CENTRE	23	91%	*	-
02G	NHS WEST LANCASHIRE CCG	P81201	ASHURST HEALTH CENTRE	64	61%	39%	-
02G	NHS WEST LANCASHIRE CCG	P81208	BIRLEYWOOD HEALTH CENTRE	128	54%	45%	*
02G	NHS WEST LANCASHIRE CCG	P81646	LATHOM HOUSE SURGERY	27	59%	41%	-
02G	NHS WEST LANCASHIRE CCG	P81674	BURSCOUGH HEALTH CENTRE	43	72%	23%	*
02G	NHS WEST LANCASHIRE CCG	P81695	AUGHTON SURGERY	51	73%	25%	*
02G	NHS WEST LANCASHIRE CCG	P81710	TARLETON GROUP PRACTICE	40	75%	25%	-
02G	NHS WEST LANCASHIRE CCG	P81727	109 COUNTY ROAD	17	53%	47%	*
02G	NHS WEST LANCASHIRE CCG	P81758	MATTHEW RYDER CLINIC	25	80%	*	-
02G	NHS WEST LANCASHIRE CCG	P81764	SANDY LANE HEALTH CENTRE	25	36%	64%	-
02G	NHS WEST LANCASHIRE CCG	P81772	NORTH MEOLS MED CTR	20	55%	45%	*
02G	NHS WEST LANCASHIRE CCG	P81774	SANDY LANE HEALTH CENTRE	17	65%	35%	*
02M	NHS FYLDE & WYRE CCG	P81007	MORECAMBE HEALTH CENTRE(DILLON)	*	*	-	-
02M	NHS FYLDE & WYRE CCG	P81031	24-26 ST.ANNES ROAD EAST	63	75%	25%	-
02M	NHS FYLDE & WYRE CCG	P81037	THE SURGERY	66	80%	20%	-
02M	NHS FYLDE & WYRE CCG	P81077	HOLLAND HOUSE	75	87%	13%	-
02M	NHS FYLDE & WYRE CCG	P81079	THE THORNTON PRACTICE	90	74%	26%	-
02M	NHS FYLDE & WYRE CCG	P81086	BROADWAY MEDICAL CENTRE	89	52%	48%	-
02M	NHS FYLDE & WYRE CCG	P81087	THE OVER-WYRE MED.CTR.	71	72%	27%	*
02M	NHS FYLDE & WYRE CCG	P81089	MOUNTVIEW SURGERY	128	47%	53%	-
02M	NHS FYLDE & WYRE CCG	P81128	KIRKHAM HEALTH CENTRE	77	84%	16%	-
02M	NHS FYLDE & WYRE CCG	P81129	ASH TREE HOUSE	102	71%	29%	-
02M	NHS FYLDE & WYRE CCG	P81133	THE VILLAGE PRACTICE	75	64%	36%	-
02M	NHS FYLDE & WYRE CCG	P81149	WESTBOURNE COURT	48	73%	27%	-
02M	NHS FYLDE & WYRE CCG	P81150	CLIFTON MEDICAL PRACTICE	38	74%	26%	-
02M	NHS FYLDE & WYRE CCG	P81157	FERNBANK SURGERY	70	73%	27%	-
02M	NHS FYLDE & WYRE CCG	P81168	THE HEALTH CENTRE(KAPUR HL)	*	*	-	-
02M	NHS FYLDE & WYRE CCG	P81191	QUEENSWAY SURGERY	68	71%	29%	-
02M	NHS FYLDE & WYRE CCG	P81210	ST ANNES HEALTH CENTRE	48	85%	15%	-
02M	NHS FYLDE & WYRE CCG	P81668	DR ALI'S SURGERY	22	50%	50%	-
02M	NHS FYLDE & WYRE CCG	P81688	ANSDELL SUBSIDIARY	*	-	*	-
02M	NHS FYLDE & WYRE CCG	P81690	BELL VUE SURGERY	21	52%	48%	-
02M	NHS FYLDE & WYRE CCG	P81737	THE OLD LINKS SURGERY	11	82%	*	*
02M	NHS FYLDE & WYRE CCG	P81742	BEECHWOOD SURGERY	15	73%	*	*
02M	NHS FYLDE & WYRE CCG	P81745	6 WAVERLEY ROAD	30	57%	43%	-
02M	NHS FYLDE & WYRE CCG	P81762	CARLETON SURGERY	24	92%	*	-

Table 9 : Breastfeeding initiation, by GP Practice, CCG, Area Team 2013/14 - Annual

Source: NHS England

Crown Copyright © 2014



Code	CCG Name	Code	GP Practice name	Number of maternities	Percentage mothers Initiating Breastfeeding	Percentage mothers not Initiating Breastfeeding	Percentage mothers with no known status
01F	NHS HALTON CCG	N81011	BEACONSFIELD SURGERY	96	65%	35%	-
01F	NHS HALTON CCG	N81019	CASTLEFIELDS HEALTH CENTRE	136	44%	56%	-
01F	NHS HALTON CCG	N81035	APPLETON VILLAGE SURGERY	116	49%	50%	*
01F	NHS HALTON CCG	N81037	THE BEECHES MEDICAL CTR.	82	39%	61%	-
01F	NHS HALTON CCG	N81045	PEELHOUSE MEDICAL PLAZA	168	55%	44%	*
01F	NHS HALTON CCG	N81054	WEAVER VALE PRACTICE	91	59%	41%	-
01F	NHS HALTON CCG	N81057	TOWER HOUSE PRACTICE	146	56%	44%	-
01F	NHS HALTON CCG	N81064	NEWTOWN SURGERY	102	47%	53%	-
01F	NHS HALTON CCG	N81066	GROVE HOUSE PRACTICE	113	57%	43%	-
01F	NHS HALTON CCG	N81072	MURDISHAW HEALTH CENTRE	81	48%	49%	*
01F	NHS HALTON CCG	N81096	BROOKVALE PRACTICE	101	49%	51%	-
01F	NHS HALTON CCG	N81119	HOUGH GREEN HEALTH PARK	50	42%	58%	-
01F	NHS HALTON CCG	N81618	HEATH ROAD MEDICAL CENTRE	30	63%	37%	-
01F	NHS HALTON CCG	N81619	OAKS PLACE SURGERY	47	49%	51%	-
01F	NHS HALTON CCG	N81625	WEST BANK MEDICAL CENTRE	31	35%	65%	-
01F	NHS HALTON CCG	N81651	UPTON ROCKS PRIMARY SURGERY	26	58%	42%	-
01F	NHS HALTON CCG	Y02512	WINDMILL HILL MEDICAL CTR WIND	50	56%	44%	-
01J	NHS KNOWSLEY CCG	N83009	WINGATE MEDICAL CENTRE	117	38%	62%	-
01J	NHS KNOWSLEY CCG	N83013	THE HALEWOOD CENTRE	51	59%	41%	-
01J	NHS KNOWSLEY CCG	N83014	DINAS LANE MEDICAL CENTRE	100	47%	52%	*
01J	NHS KNOWSLEY CCG	N83015	THE BLUEBELL LANE MEDICAL PRACTICE	49	51%	49%	-
01J	NHS KNOWSLEY CCG	N83018	STOCKBRIDGE VILLAGE HT. CT	99	38%	62%	-
01J	NHS KNOWSLEY CCG	N83024	PARKHOUSE MEDICAL CTR	70	59%	41%	-
01J	NHS KNOWSLEY CCG	N83025	NORTH HUXTON PCRC	37	41%	59%	-
01J	NHS KNOWSLEY CCG	N83028	MANOR FARM PRIMARY CARE RESOURCE CENTRE	234	46%	54%	-
01J	NHS KNOWSLEY CCG	N83030	PILCH LANE SURGERY	39	51%	49%	-
01J	NHS KNOWSLEY CCG	N83031	ROSEHEATH SURGERY	23	48%	52%	-
01J	NHS KNOWSLEY CCG	N83032	SOUTHdene PRIMARY CARE	123	39%	60%	*
01J	NHS KNOWSLEY CCG	N83033	ST.LAURENCE'S MEDICAL CTR	65	46%	52%	*
01J	NHS KNOWSLEY CCG	N83043	LONGVIEW PRIMARY CARE CENTRE	34	29%	71%	-
01J	NHS KNOWSLEY CCG	N83047	104 TARBOCK ROAD	42	60%	38%	*
01J	NHS KNOWSLEY CCG	N83055	TRENTHAM MEDICAL CENTRE	50	30%	70%	-
01J	NHS KNOWSLEY CCG	N83056	485 PRINCESS DRIVE	31	45%	55%	-
01J	NHS KNOWSLEY CCG	N83057	THE FAMILY HEALTH CENTRE	38	37%	63%	-
01J	NHS KNOWSLEY CCG	N83058	HEATH JG - GRESFORD MEDICAL CENTRE	*	*	-	-
01J	NHS KNOWSLEY CCG	N83601	THE MACMILLAN SURGERY	28	21%	79%	-
01J	NHS KNOWSLEY CCG	N83603	PRESCOT PRIMARY CARE	67	67%	33%	-
01J	NHS KNOWSLEY CCG	N83605	HOLLIES MEDICAL CENTRE	60	65%	35%	-
01J	NHS KNOWSLEY CCG	N83608	TOWER HILL PRIMARY CARE & COMMUNITY RESOU	102	38%	61%	*
01J	NHS KNOWSLEY CCG	N83609	WHISTON PRIMARY CARE RESOURCE CENTRE	32	34%	66%	-
01J	NHS KNOWSLEY CCG	N83610	COLBY MEDICAL CENTRE	20	55%	45%	-
01J	NHS KNOWSLEY CCG	N83611	WHISTON PCRC	38	47%	50%	*
01J	NHS KNOWSLEY CCG	N83612	ST JOHN'S SURGERY	34	32%	68%	-
01J	NHS KNOWSLEY CCG	N83619	THE ROBY MEDICAL CENTRE	10	*	*	-
01J	NHS KNOWSLEY CCG	N83621	HILLSIDE HOUSE SURGERY	37	32%	68%	-
01J	NHS KNOWSLEY CCG	N83622	30 HILLSIDE ROAD	27	26%	74%	-
01J	NHS KNOWSLEY CCG	N83633	NUTGROVE VILLA SURGERY	38	50%	50%	-
01J	NHS KNOWSLEY CCG	Y02508	OPTIONS HUXTON HEALTH CENTRE	*	*	-	-
01J	NHS KNOWSLEY CCG	Y02515	OPTIONS WHISTON HEALTH CENTRE	*	*	-	-
01J	NHS KNOWSLEY CCG	Y02516	OPTIONS ST CHADS HEALTH CENTRE	12	*	58%	-
01J	NHS KNOWSLEY CCG	Y02687	OPTIONS OUTREACH SERVICE	*	*	*	-
01T	NHS SOUTH SEFTON CCG	N84001	42 KINGSWAY	65	74%	26%	-
01T	NHS SOUTH SEFTON CCG	N84002	2 AINTREE ROAD	37	49%	51%	-
01T	NHS SOUTH SEFTON CCG	N84003	HIGH PASTURES SURGERY	101	75%	25%	-
01T	NHS SOUTH SEFTON CCG	N84004	GLOVERS LANE SURGERY	92	42%	58%	-
01T	NHS SOUTH SEFTON CCG	N84007	133 LIVERPOOL ROAD	58	53%	47%	-
01T	NHS SOUTH SEFTON CCG	N84009	20 KINGSWAY	22	68%	32%	-
01T	NHS SOUTH SEFTON CCG	N84010	MAGHULL HEALTH CENTRE	20	80%	*	-
01T	NHS SOUTH SEFTON CCG	N84011	81 CROSBY ROAD NORTH	69	65%	35%	-
01T	NHS SOUTH SEFTON CCG	N84015	BOOTLE VILLAGE SURGERY	60	40%	60%	-
01T	NHS SOUTH SEFTON CCG	N84016	MOORE STREET MEDICAL CTR	98	38%	62%	-
01T	NHS SOUTH SEFTON CCG	N84019	NORTH PARK HEALTH CENTRE	82	26%	74%	-

Table 9 : Breastfeeding initiation, by GP Practice, CCG, Area Team 2013/14 - Annual

Source: NHS England

Crown Copyright © 2014



Code	CCG Name	Code	GP Practice name	Number of maternities	Percentage mothers Initiating Breastfeeding	Percentage mothers not Initiating Breastfeeding	Percentage mothers with no known status
01T	NHS SOUTH SEFTON CCG	N84020	BLUNDELLSANDS SURGERY	82	63%	37%	-
01T	NHS SOUTH SEFTON CCG	N84023	66-88 BRIDGE ROAD	98	39%	61%	-
01T	NHS SOUTH SEFTON CCG	N84025	WESTWAY MEDICAL CENTRE	57	61%	37%	*
01T	NHS SOUTH SEFTON CCG	N84026	3 LITTLE CROSBY ROAD	33	76%	24%	-
01T	NHS SOUTH SEFTON CCG	N84027	ORRELL PARK MEDICAL CTR	54	46%	54%	-
01T	NHS SOUTH SEFTON CCG	N84028	THE STRAND MEDICAL CENTRE	107	32%	68%	-
01T	NHS SOUTH SEFTON CCG	N84029	91/93 GORSEY LANE	74	39%	61%	-
01T	NHS SOUTH SEFTON CCG	N84034	PARK STREET SURGERY	70	44%	56%	-
01T	NHS SOUTH SEFTON CCG	N84035	15 SEFTON ROAD	41	61%	39%	-
01T	NHS SOUTH SEFTON CCG	N84038	CONCEPT HOUSE SURGERY	46	33%	67%	-
01T	NHS SOUTH SEFTON CCG	N84041	30 KINGSWAY	44	55%	45%	-
01T	NHS SOUTH SEFTON CCG	N84043	SEAFORTH VILLAGE PRACTICE	34	56%	44%	-
01T	NHS SOUTH SEFTON CCG	N84605	SOUTH SEFTON PCT MS PRACTICE	38	63%	37%	-
01T	NHS SOUTH SEFTON CCG	N84615	RAWSON MEDICAL CENTRE	32	50%	50%	-
01T	NHS SOUTH SEFTON CCG	N84616	129 SEFTON ROAD	10	*	70%	-
01T	NHS SOUTH SEFTON CCG	N84621	THORNTON SURGERY	23	39%	61%	-
01T	NHS SOUTH SEFTON CCG	N84622	MAGHULL HEALTH CENTRE	8	*	88%	-
01T	NHS SOUTH SEFTON CCG	N84624	MAGHULL HEALTH CENTRE	14	64%	*	-
01T	NHS SOUTH SEFTON CCG	N84626	HIGHTOWN VILLAGE SURGERY	19	79%	*	-
01T	NHS SOUTH SEFTON CCG	N84627	CROSSWAYS PRACTICE	25	68%	32%	-
01T	NHS SOUTH SEFTON CCG	N84630	NETHERTON HEALTH CENTRE	27	26%	74%	-
01T	NHS SOUTH SEFTON CCG	Y00446	MAGHULL PCT PRACTICE	17	53%	47%	-
01T	NHS SOUTH SEFTON CCG	Y02514	LITHERLAND PRIMARY CARE WALK IN SERVICE	10	60%	*	-
01V	NHS SOUTHPORT AND FORMBY CCG	N84005	CUMBERLAND HOUSE	60	70%	28%	*
01V	NHS SOUTHPORT AND FORMBY CCG	N84006	CHAPEL LANE SURGERY	40	78%	23%	-
01V	NHS SOUTHPORT AND FORMBY CCG	N84008	11 NORWOOD AVENUE	66	67%	33%	-
01V	NHS SOUTHPORT AND FORMBY CCG	N84012	AINSDALE MEDICAL CENTRE	81	64%	36%	-
01V	NHS SOUTHPORT AND FORMBY CCG	N84013	CURZON ROAD MEDICAL PRACTICE	27	78%	22%	-
01V	NHS SOUTHPORT AND FORMBY CCG	N84014	THE SURGERY	20	65%	30%	*
01V	NHS SOUTHPORT AND FORMBY CCG	N84017	CHURCHTOWN MEDICAL CENTRE	77	56%	44%	-
01V	NHS SOUTHPORT AND FORMBY CCG	N84018	THE VILLAGE SURGERY	53	75%	25%	-
01V	NHS SOUTHPORT AND FORMBY CCG	N84021	ST MARKS MEDICAL CENTRE	165	64%	35%	*
01V	NHS SOUTHPORT AND FORMBY CCG	N84024	41 YORK ROAD	57	65%	35%	-
01V	NHS SOUTHPORT AND FORMBY CCG	N84032	125 SUSSEX ROAD	12	75%	*	-
01V	NHS SOUTHPORT AND FORMBY CCG	N84036	FRESHFIELD SURGERY	25	88%	*	-
01V	NHS SOUTHPORT AND FORMBY CCG	N84037	LINCOLN HOUSE SURGERY	23	70%	30%	-
01V	NHS SOUTHPORT AND FORMBY CCG	N84611	ROE LANE SURGERY	16	63%	*	*
01V	NHS SOUTHPORT AND FORMBY CCG	N84613	THE CORNER SURGERY	26	58%	42%	-
01V	NHS SOUTHPORT AND FORMBY CCG	N84614	MARSHIDE SURGERY	23	65%	35%	-
01V	NHS SOUTHPORT AND FORMBY CCG	N84617	KEW SURGERY	41	66%	34%	-
01V	NHS SOUTHPORT AND FORMBY CCG	N84618	THE HOLLIES	23	74%	26%	-
01V	NHS SOUTHPORT AND FORMBY CCG	N84625	THE FAMILY SURGERY	46	48%	52%	-
01V	NHS SOUTHPORT AND FORMBY CCG	Y02610	TRINITY PRACTICE	65	89%	11%	-
01X	NHS ST HELENS CCG	N83001	RAINBOW MEDICAL CENTRES	159	58%	42%	-
01X	NHS ST HELENS CCG	N83002	PATTERDALE LODGE MED CTR	152	59%	40%	*
01X	NHS ST HELENS CCG	N83003	ORMSKIRK HOUSE SURGERY	88	53%	47%	-
01X	NHS ST HELENS CCG	N83005	102 MARKET STREET	84	65%	35%	-
01X	NHS ST HELENS CCG	N83006	PHOENIX MEDICAL CENTRE	32	53%	47%	-
01X	NHS ST HELENS CCG	N83007	LINGHOLME HEALTH CENTRE	19	68%	32%	-
01X	NHS ST HELENS CCG	N83008	BERRYMEAD FAMILY MED.CTR.	77	49%	51%	-
01X	NHS ST HELENS CCG	N83010	529 WARRINGTON ROAD	44	77%	23%	-
01X	NHS ST HELENS CCG	N83012	MILL STREET MEDICAL CTR.	91	69%	31%	-
01X	NHS ST HELENS CCG	N83016	39 JUNCTION LANE	20	35%	65%	-
01X	NHS ST HELENS CCG	N83017	28-30 HALL STREET	36	44%	56%	-
01X	NHS ST HELENS CCG	N83019	THE SURGERY	87	68%	32%	-
01X	NHS ST HELENS CCG	N83020	HAYDOCK MEDICAL CENTRE	88	57%	42%	*
01X	NHS ST HELENS CCG	N83021	FOUR ACRE HEALTH CENTRE	102	44%	56%	-
01X	NHS ST HELENS CCG	N83022	LIME GROVE SURGERY	73	44%	56%	-
01X	NHS ST HELENS CCG	N83023	PARK HOUSE SURGERY	81	46%	54%	-
01X	NHS ST HELENS CCG	N83026	PARKFIELD SURGERY	33	36%	61%	*
01X	NHS ST HELENS CCG	N83027	CENTRAL SURGERY	63	56%	44%	-
01X	NHS ST HELENS CCG	N83035	THE SPINNEY MEDICAL CTR.	60	58%	40%	*

Table 9 : Breastfeeding initiation, by GP Practice, CCG, Area Team 2013/14 - Annual

Source: NHS England

Crown Copyright © 2014



Code	CCG Name	Code	GP Practice name	Number of maternities	Percentage mothers Initiating Breastfeeding	Percentage mothers not Initiating Breastfeeding	Percentage mothers with no known status
01X	NHS ST HELENS CCG	N83041	THE HEALTH CENTRE	33	64%	33%	*
01X	NHS ST HELENS CCG	N83045	NEWTON MEDICAL CENTRE	63	56%	44%	-
01X	NHS ST HELENS CCG	N83049	KENNETH MACRAE MED CENTRE	22	55%	45%	-
01X	NHS ST HELENS CCG	N83050	THE BOWERY MEDICAL CENTRE	44	57%	43%	-
01X	NHS ST HELENS CCG	N83053	LONGTON MEDICAL CENTRE	44	64%	36%	-
01X	NHS ST HELENS CCG	N83054	BETHANY MEDICAL CENTRE	40	68%	33%	-
01X	NHS ST HELENS CCG	N83060	HOLLY BANK SURGERY FINGERPOST	45	49%	51%	-
01X	NHS ST HELENS CCG	N83604	CORNERSTONE SURGERY	25	60%	40%	-
01X	NHS ST HELENS CCG	N83614	ECCLESTON MEDICAL CENTRE	32	78%	22%	-
01X	NHS ST HELENS CCG	N83620	SANDFIELD MEDICAL CENTRE	40	45%	55%	-
01X	NHS ST HELENS CCG	N83624	21A OLD WHINT ROAD	31	55%	45%	-
01X	NHS ST HELENS CCG	N83628	NEWTON COMMUNITY HOSPITAL PRACTICE	56	55%	41%	*
01X	NHS ST HELENS CCG	N83635	THE CROSSROADS SURGERY	34	71%	29%	-
01X	NHS ST HELENS CCG	N83636	LANCASTER HOUSE MED.CTR.	40	53%	48%	-
01X	NHS ST HELENS CCG	N83637	NEWHOLME SURGERY	40	50%	48%	*
01X	NHS ST HELENS CCG	Y00475	BILLINGE ROAD	40	75%	25%	-
01X	NHS ST HELENS CCG	Y02510	SHERDLEY MEDICAL CENTRE	45	67%	33%	-
99A	NHS LIVERPOOL CCG	N82001	THE MARGARET THOMPSON MED	64	42%	58%	-
99A	NHS LIVERPOOL CCG	N82002	YEW TREE CTR	61	28%	72%	-
99A	NHS LIVERPOOL CCG	N82003	DOVECOT FAMILY HEALTH CTR	27	59%	41%	-
99A	NHS LIVERPOOL CCG	N82004	GARSTON FAMILY HEALTH CTR	42	52%	48%	-
99A	NHS LIVERPOOL CCG	N82009	23 DARBY ROAD	80	78%	23%	-
99A	NHS LIVERPOOL CCG	N82011	PRIORY MEDICAL CENTRE	147	39%	61%	-
99A	NHS LIVERPOOL CCG	N82014	19 LANCE LANE	72	69%	31%	-
99A	NHS LIVERPOOL CCG	N82018	ELLERGREEN MEDICAL CENTRE	160	41%	59%	-
99A	NHS LIVERPOOL CCG	N82019	LANGBANK MEDICAL CENTRE	59	24%	76%	-
99A	NHS LIVERPOOL CCG	N82022	EDGE HILL HEALTH CENTRE	95	53%	47%	-
99A	NHS LIVERPOOL CCG	N82024	276 EATON ROAD	132	61%	39%	-
99A	NHS LIVERPOOL CCG	N82026	7 SMITHDOWN PLACE	54	85%	15%	-
99A	NHS LIVERPOOL CCG	N82033	THE RIVERSIDE CTR FOR HTH	60	52%	48%	-
99A	NHS LIVERPOOL CCG	N82034	THE VILLAGE SURGERY	57	46%	54%	-
99A	NHS LIVERPOOL CCG	N82035	584 MATHER AVENUE	107	65%	35%	-
99A	NHS LIVERPOOL CCG	N82036	NETHERLEY HEALTH CENTRE	40	25%	75%	-
99A	NHS LIVERPOOL CCG	N82037	WESTMORELAND GEN.PRAC.CTR	114	36%	64%	-
99A	NHS LIVERPOOL CCG	N82039	STORRS DALE MEDICAL CENTRE	21	76%	*	-
99A	NHS LIVERPOOL CCG	N82041	OAKVALE MEDICAL CENTRE	52	50%	50%	-
99A	NHS LIVERPOOL CCG	N82046	SEFTON PARK MEDICAL CTR.	82	70%	30%	-
99A	NHS LIVERPOOL CCG	N82048	BREEZE HILL NEIGHBOURHOOD HEALTH CTR	95	39%	61%	-
99A	NHS LIVERPOOL CCG	N82049	WESTMINSTER MEDICAL CTR.	66	38%	62%	-
99A	NHS LIVERPOOL CCG	N82050	CORBROOK	16	56%	44%	-
99A	NHS LIVERPOOL CCG	N82051	CHILVERS MCCREA MEDICAL PRACTICE	15	67%	*	-
99A	NHS LIVERPOOL CCG	N82052	TOWNSEND MEDICAL CENTRE	33	36%	64%	-
99A	NHS LIVERPOOL CCG	N82053	THE ORRELL PARK SURGERY	134	51%	48%	*
99A	NHS LIVERPOOL CCG	N82054	ABERCROMBY HEALTH CENTRE	75	75%	25%	-
99A	NHS LIVERPOOL CCG	N82058	ROCK COURT SURGERY	60	45%	55%	-
99A	NHS LIVERPOOL CCG	N82059	8 GREENBANK DRIVE	46	89%	*	-
99A	NHS LIVERPOOL CCG	N82060	STANLEY MEDICAL CENTRE	32	25%	75%	-
99A	NHS LIVERPOOL CCG	N82062	FULWOOD GREEN MEDICAL CTR	99	79%	21%	-
99A	NHS LIVERPOOL CCG	N82065	EARLE ROAD MEDICAL CENTRE	57	61%	39%	-
99A	NHS LIVERPOOL CCG	N82066	WOOLTON HOUSE MEDICAL CTR	87	75%	25%	-
99A	NHS LIVERPOOL CCG	N82067	BENIM MEDICAL CENTRE	39	51%	49%	-
99A	NHS LIVERPOOL CCG	N82070	THE ELMS MEDICAL CENTRE	82	48%	52%	-
99A	NHS LIVERPOOL CCG	N82073	THE ASH SURGERY	77	82%	18%	-
99A	NHS LIVERPOOL CCG	N82074	OLD SWAN HEALTH CENTRE	106	47%	53%	-
99A	NHS LIVERPOOL CCG	N82076	PRINCES PARK HEALTH CTR.	106	76%	24%	-
99A	NHS LIVERPOOL CCG	N82077	BOUSFIELD HEALTH CENTRE	31	52%	48%	-
99A	NHS LIVERPOOL CCG	N82078	BOUSFIELD HEALTH CENTRE	48	27%	73%	-
99A	NHS LIVERPOOL CCG	N82079	GREENBANK ROAD SURGERY	88	83%	17%	-
99A	NHS LIVERPOOL CCG	N82081	ISLINGTON HOUSE	28	39%	61%	-
99A	NHS LIVERPOOL CCG	N82082	ST.JAMES' HEALTH CENTRE	27	41%	59%	-
99A	NHS LIVERPOOL CCG	N82083	JUBILEE MEDICAL CENTRE	84	39%	61%	-
99A	NHS LIVERPOOL CCG	N82084	1 GATEACRE BROW	52	44%	56%	-

Table 9 : Breastfeeding initiation, by GP Practice, CCG, Area Team 2013/14 - Annual

Source: NHS England

Crown Copyright © 2014



Code	CCG Name	Code	GP Practice name	Number of maternities	Percentage mothers Initiating Breastfeeding	Percentage mothers not Initiating Breastfeeding	Percentage mothers with no known status
99A	NHS LIVERPOOL CCG	N82086	ABINGDON FAMILY HTH CARE	24	25%	75%	-
99A	NHS LIVERPOOL CCG	N82087	GILLMOSS MEDICAL CENTRE	28	*	86%	-
99A	NHS LIVERPOOL CCG	N82089	THE PICTON MEDICAL & CHILDRENS CTR	26	46%	54%	-
99A	NHS LIVERPOOL CCG	N82090	GREEN LANE MEDICAL CENTRE	104	45%	55%	-
99A	NHS LIVERPOOL CCG	N82091	THE RIVERSIDE CTR FOR HTH	22	55%	45%	-
99A	NHS LIVERPOOL CCG	N82092	THE VALLEY MEDICAL CENTRE	58	60%	40%	-
99A	NHS LIVERPOOL CCG	N82093	88 DERBY LANE	47	38%	62%	-
99A	NHS LIVERPOOL CCG	N82094	BELLE VALE HEALTH CENTRE	72	56%	44%	-
99A	NHS LIVERPOOL CCG	N82095	ALBION SURGEY	41	51%	49%	-
99A	NHS LIVERPOOL CCG	N82097	46-48 GREY ROAD	82	43%	57%	-
99A	NHS LIVERPOOL CCG	N82099	MERE LANE GROUP PRACTICE	98	38%	62%	-
99A	NHS LIVERPOOL CCG	N82100	FIVEWAYS FAMILY HEALTH CENTRE	23	87%	*	-
99A	NHS LIVERPOOL CCG	N82101	KIRKDALE MEDICAL CENTRE	29	*	83%	-
99A	NHS LIVERPOOL CCG	N82103	ANFIELD GOUNP PRACTICE	73	33%	67%	-
99A	NHS LIVERPOOL CCG	N82104	STONEYCROFT MEDICAL CTR.	44	59%	41%	-
99A	NHS LIVERPOOL CCG	N82106	THE VILLAGE MEDICAL CTRE	19	53%	47%	-
99A	NHS LIVERPOOL CCG	N82107	73 QUEENS DRIVE	10	90%	*	-
99A	NHS LIVERPOOL CCG	N82108	RUTHERFORD MEDICAL CENTRE	73	81%	19%	-
99A	NHS LIVERPOOL CCG	N82109	SPEKE HEALTH CENTRE	33	45%	55%	-
99A	NHS LIVERPOOL CCG	N82110	LONG LANE MEDICAL CENTRE	94	36%	64%	-
99A	NHS LIVERPOOL CCG	N82113	FAIRFIELD MEDICAL CENTRE	63	67%	33%	-
99A	NHS LIVERPOOL CCG	N82115	VAUXHALL HEALTH CENTRE	79	30%	70%	-
99A	NHS LIVERPOOL CCG	N82116	HUNTS CROSS HEALTH CTR	65	46%	54%	-
99A	NHS LIVERPOOL CCG	N82117	BROWNLOW GROUP PRACTICE	179	81%	19%	-
99A	NHS LIVERPOOL CCG	N82617	MARYBONE HEALTH CENTRE	23	70%	30%	-
99A	NHS LIVERPOOL CCG	N82621	SPEKE NEIGHBOURHOOD HEALTH CENTRE	30	23%	77%	-
99A	NHS LIVERPOOL CCG	N82623	ROBSON STREET PRACTICE	14	*	86%	-
99A	NHS LIVERPOOL CCG	N82633	411 EAST PRESCOT ROAD	24	58%	42%	-
99A	NHS LIVERPOOL CCG	N82641	SANDRINGHAM MED.CTR.	82	70%	30%	-
99A	NHS LIVERPOOL CCG	N82645	KENSINGTON PARK MEDICAL CENTRE	60	62%	38%	-
99A	NHS LIVERPOOL CCG	N82646	THE RIVERSIDE CTR FOR HTH	188	58%	42%	-
99A	NHS LIVERPOOL CCG	N82647	THE SURGERY	25	28%	72%	-
99A	NHS LIVERPOOL CCG	N82648	POULTER ROAD MEDICAL CTR.	14	57%	43%	-
99A	NHS LIVERPOOL CCG	N82650	SPEKE HEALTH CENTRE	30	30%	70%	-
99A	NHS LIVERPOOL CCG	N82651	STANLEY MEDICAL CENTRE	22	36%	64%	-
99A	NHS LIVERPOOL CCG	N82655	MOSS WAY SURGERY	30	53%	47%	-
99A	NHS LIVERPOOL CCG	N82657	97 QUEENS DRIVE	38	39%	61%	-
99A	NHS LIVERPOOL CCG	N82659	BAYCLIFF FAMILY HLTH.CTR.	21	*	71%	*
99A	NHS LIVERPOOL CCG	N82662	DUNSTAN VILLAGE GROUP PRACTICE	95	71%	29%	-
99A	NHS LIVERPOOL CCG	N82663	HORNSPIT MEDICAL CENTRE	33	33%	67%	-
99A	NHS LIVERPOOL CCG	N82664	ROCKY LANE MEDICAL CTRE	64	64%	36%	-
99A	NHS LIVERPOOL CCG	N82665	EVERTON ROAD GENERAL PRAC	46	33%	67%	-
99A	NHS LIVERPOOL CCG	N82668	WALTON VILLAGE MED.CTR.	22	32%	68%	-
99A	NHS LIVERPOOL CCG	N82669	GREAT HOMER STREET MEDICAL	33	58%	42%	-
99A	NHS LIVERPOOL CCG	N82670	PARK VIEW MEDICAL CENTRE	40	45%	55%	-
99A	NHS LIVERPOOL CCG	N82671	BIGHAM ROAD MEDICAL CTRE	45	56%	44%	-
99A	NHS LIVERPOOL CCG	N82676	FIR TREE DRIVE MED CENTRE	45	82%	18%	-
99A	NHS LIVERPOOL CCG	N82678	STOPGATE LANE MEDICAL CTR	22	45%	55%	-
99A	NHS LIVERPOOL CCG	Y00110	WEST SPEKE HEALTH CENTRE	36	28%	72%	-
99A	NHS LIVERPOOL CCG	Y01676	URGENT CARE 24 ASYLUM	13	62%	*	-
99A	NHS LIVERPOOL CCG	Y02595	*TO BE CONFIRMED DORMANT* MERSEY VIEW GP /	31	65%	35%	-

Table 9 : Breastfeeding initiation, by GP Practice, CCG, Area Team 2013/14 - Annual

Source: NHS England

Crown Copyright © 2014



Code	CCG Name	Code	GP Practice name	Number of maternities	Percentage mothers Initiating Breastfeeding	Percentage mothers not Initiating Breastfeeding	Percentage mothers with no known status
00F	NHS GATESHEAD CCG	A85001	FELL TOWER MEDICAL CENTRE	82	77%	23%	-
00F	NHS GATESHEAD CCG	A85002	BENSHAM FAMILY PRACTICE	50	74%	26%	-
00F	NHS GATESHEAD CCG	A85003	THE MEDICAL CENTRE	37	62%	38%	-
00F	NHS GATESHEAD CCG	A85004	LONGRIGG MEDICAL CENTRE	92	53%	47%	-
00F	NHS GATESHEAD CCG	A85005	OXFORD TERRACE MED.GROUP	154	71%	29%	-
00F	NHS GATESHEAD CCG	A85006	GLENPARK MEDICAL CENTRE	97	70%	30%	-
00F	NHS GATESHEAD CCG	A85007	FELL COTTAGE SURGERY	82	80%	20%	-
00F	NHS GATESHEAD CCG	A85008	BIRTLEY MEDICAL GROUP	174	66%	34%	-
00F	NHS GATESHEAD CCG	A85009	FELLING HEALTH CENTRE	56	55%	45%	-
00F	NHS GATESHEAD CCG	A85010	CHAINBRIDGE MED. P/SHIP	129	68%	32%	-
00F	NHS GATESHEAD CCG	A85011	ST.ALBANS MEDICAL GROUP	112	60%	40%	-
00F	NHS GATESHEAD CCG	A85012	NEW CENTURY HOUSE	47	64%	36%	-
00F	NHS GATESHEAD CCG	A85013	MILLENNIUM FAMILY PRACTICE	32	63%	38%	-
00F	NHS GATESHEAD CCG	A85014	THE MEDICAL CENTRE	59	73%	27%	-
00F	NHS GATESHEAD CCG	A85015	HIGH STREET MEDICAL CTR.	37	59%	41%	-
00F	NHS GATESHEAD CCG	A85016	DR KAURA & PARTNERS	86	67%	33%	-
00F	NHS GATESHEAD CCG	A85017	10 BEWICK ROAD	134	89%	11%	-
00F	NHS GATESHEAD CCG	A85018	OLDWELL SURGERY	50	54%	46%	-
00F	NHS GATESHEAD CCG	A85019	CENTRAL GATESHEAD MED GRP	112	72%	28%	-
00F	NHS GATESHEAD CCG	A85020	WHICKHAM COTTAGE MED PRAC	148	75%	25%	-
00F	NHS GATESHEAD CCG	A85021	SECOND STREET	13	69%	*	-
00F	NHS GATESHEAD CCG	A85023	THE TEAMS FAMILY PRACTICE	69	59%	41%	-
00F	NHS GATESHEAD CCG	A85024	PRIMARY HEALTHCARE CENTRE	24	54%	46%	-
00F	NHS GATESHEAD CCG	A85025	*TO BE CONFIRMED DORMANT* THE MEDICAL CEI	38	55%	45%	-
00F	NHS GATESHEAD CCG	A85026	BEACON VIEW MEDICAL CTR.	43	56%	44%	-
00F	NHS GATESHEAD CCG	A85605	7 ELVASTON ROAD	19	58%	42%	-
00F	NHS GATESHEAD CCG	A85609	108 RAWLING ROAD	14	93%	*	-
00F	NHS GATESHEAD CCG	A85611	PELAW MEDICAL PRACTICE	62	71%	29%	-
00F	NHS GATESHEAD CCG	A85614	BRIDGES MEDICAL PRACTICE	38	55%	45%	-
00F	NHS GATESHEAD CCG	A85616	HOLLYHURST MEDICAL CENTRE	20	75%	*	-
00F	NHS GATESHEAD CCG	A85617	8 DEWHURST TERRACE	26	54%	46%	-
00F	NHS GATESHEAD CCG	A85620	GRANGE ROAD MED PRACT.	29	83%	*	-
00F	NHS GATESHEAD CCG	Y02658	BLAYDON GP LED HEALTH CENTRE	30	70%	30%	-
00G	NHS NEWCASTLE NORTH AND EAST	CCCA86003	SAVILLE MEDICAL GROUP	182	65%	35%	-
00G	NHS NEWCASTLE NORTH AND EAST	CCCA86007	AVENUE MEDICAL PRACTICE	25	88%	*	-
00G	NHS NEWCASTLE NORTH AND EAST	CCCA86008	THE PARK MEDICAL GROUP	128	75%	25%	-
00G	NHS NEWCASTLE NORTH AND EAST	CCCA86009	FALCON MEDICAL GROUP	60	55%	45%	-
00G	NHS NEWCASTLE NORTH AND EAST	CCCA86010	BIDDLESTONE HEALTH GROUP	100	85%	15%	-
00G	NHS NEWCASTLE NORTH AND EAST	CCCA86011	WALKER MEDICAL GROUP	133	49%	50%	*
00G	NHS NEWCASTLE NORTH AND EAST	CCCA86015	HOLLY MEDICAL GROUP	56	93%	*	-
00G	NHS NEWCASTLE NORTH AND EAST	CCCA86018	THE GROVE MEDICAL GROUP	119	92%	8%	-
00G	NHS NEWCASTLE NORTH AND EAST	CCCA86020	200 OSBORNE ROAD	55	93%	*	-
00G	NHS NEWCASTLE NORTH AND EAST	CCCA86023	BENFIELD PARK MEDICAL GROUP	80	63%	38%	-
00G	NHS NEWCASTLE NORTH AND EAST	CCCA86024	HEATON ROAD SURGERY	73	62%	38%	-
00G	NHS NEWCASTLE NORTH AND EAST	CCCA86027	UNIVERSITY MEDICAL CENTRE	34	88%	*	-
00G	NHS NEWCASTLE NORTH AND EAST	CCCA86028	REGENT MEDICAL CENTRE	34	74%	26%	-
00G	NHS NEWCASTLE NORTH AND EAST	CCCA86029	THORNFIELD MEDICAL GROUP	100	59%	41%	-
00G	NHS NEWCASTLE NORTH AND EAST	CCCA86033	BRUNTON PARK HEALTH CENTRE	75	95%	*	-
00G	NHS NEWCASTLE NORTH AND EAST	CCCA86036	GOSFORTH MEMORIAL MED.CTR	102	91%	9%	-
00G	NHS NEWCASTLE NORTH AND EAST	CCCA86040	ST.ANTHONY'S HEALTH CTR	78	44%	56%	-
00H	NHS NEWCASTLE WEST CCG	A86004	PROSPECT MEDICAL GROUP	214	79%	21%	-
00H	NHS NEWCASTLE WEST CCG	A86006	ROSEWORTH SURGERY	40	88%	*	-
00H	NHS NEWCASTLE WEST CCG	A86012	WEST ROAD MEDICAL CENTRE	142	68%	32%	-
00H	NHS NEWCASTLE WEST CCG	A86013	DENTON PARK MEDICAL GROUP	73	47%	53%	-
00H	NHS NEWCASTLE WEST CCG	A86017	CRUDDAS PARK SURGERY	111	43%	57%	-
00H	NHS NEWCASTLE WEST CCG	A86021	THE HOLMSIDE MED.GROUP	90	56%	44%	-
00H	NHS NEWCASTLE WEST CCG	A86022	PARKWAY MEDICAL GROUP	79	66%	34%	-
00H	NHS NEWCASTLE WEST CCG	A86025	WESTERHOPE MEDICAL GROUP	159	57%	43%	-
00H	NHS NEWCASTLE WEST CCG	A86026	THROCKLEY PRIMARY CARE	70	66%	34%	-
00H	NHS NEWCASTLE WEST CCG	A86030	BETTS AVENUE MED. GROUP	124	55%	45%	-
00H	NHS NEWCASTLE WEST CCG	A86031	FENHAM HALL MEDICAL GROUP	90	76%	24%	-
00H	NHS NEWCASTLE WEST CCG	A86035	BROADWAY MEDICAL GROUP	30	73%	27%	-
00H	NHS NEWCASTLE WEST CCG	A86037	GRAINER MEDICAL CTR.	102	57%	43%	-
00H	NHS NEWCASTLE WEST CCG	A86038	4 NEWBURN ROAD	62	50%	50%	-
00H	NHS NEWCASTLE WEST CCG	A86601	DENTON TURRET MEDICAL CTR	86	51%	49%	-
00H	NHS NEWCASTLE WEST CCG	Y00184	23 DILSTON ROAD	127	84%	16%	-
00H	NHS NEWCASTLE WEST CCG	Y02711	PONTELAND ROAD HEALTH CENTRE	65	58%	42%	-
00H	NHS NEWCASTLE WEST CCG	Y02726	SCOTSWOOD GP PRACTICE	13	*	62%	-
00L	NHS NORTHUMBERLAND CCG	A84002	3 MARKET PLACE	27	85%	*	-
00L	NHS NORTHUMBERLAND CCG	A84003	LINTONVILLE MEDICAL GROUP	159	54%	46%	-
00L	NHS NORTHUMBERLAND CCG	A84005	BEDLINGTONSHIRE MED.GROUP	114	64%	36%	-
00L	NHS NORTHUMBERLAND CCG	A84006	THE BONDGATE SURGERY	70	73%	27%	-
00L	NHS NORTHUMBERLAND CCG	A84007	THE HEALTH CENTRE	58	84%	16%	-
00L	NHS NORTHUMBERLAND CCG	A84008	BELFORD MEDICAL PRACTICE	32	88%	*	-
00L	NHS NORTHUMBERLAND CCG	A84009	WATERLOO MEDICAL GROUP	150	57%	43%	-
00L	NHS NORTHUMBERLAND CCG	A84011	GLENBRIAR	56	89%	11%	-
00L	NHS NORTHUMBERLAND CCG	A84013	THE GABLES HEALTH CENTRE	80	45%	55%	-
00L	NHS NORTHUMBERLAND CCG	A84014	MARINE MEDICAL GROUP	113	60%	40%	-
00L	NHS NORTHUMBERLAND CCG	A84015	LABURNUM SURGERY	23	35%	65%	-
00L	NHS NORTHUMBERLAND CCG	A84016	PRUDHOE MEDICAL GRP	65	68%	32%	-

Table 9 : Breastfeeding initiation, by GP Practice, CCG, Area Team 2013/14 - Annual

Source: NHS England

Crown Copyright © 2014



Code	CCG Name	Code	GP Practice name	Number of maternities	Percentage mothers Initiating Breastfeeding	Percentage mothers not Initiating Breastfeeding	Percentage mothers with no known status
00L	NHS NORTHUMBERLAND CCG	A84018	CORBRIDGE HEALTH CENTRE	57	89%	11%	-
00L	NHS NORTHUMBERLAND CCG	A84020	GUIDEPOST HEALTH CENTRE	71	59%	41%	-
00L	NHS NORTHUMBERLAND CCG	A84021	THE CONSULTING ROOMS	65	75%	25%	-
00L	NHS NORTHUMBERLAND CCG	A84022	BROOMHILL HEALTH CENTRE	102	64%	34%	*
00L	NHS NORTHUMBERLAND CCG	A84024	BURN BRAE MEDICAL CTR	70	90%	10%	-
00L	NHS NORTHUMBERLAND CCG	A84025	CRAMLINGTON MEDICAL GROUP	73	59%	41%	-
00L	NHS NORTHUMBERLAND CCG	A84026	THE SURGERY	51	55%	45%	-
00L	NHS NORTHUMBERLAND CCG	A84027	THE SURGERY	21	90%	*	-
00L	NHS NORTHUMBERLAND CCG	A84028	SEATON PARK MEDICAL GROUP	182	57%	43%	*
00L	NHS NORTHUMBERLAND CCG	A84029	WIDDINGTON SURGERY	17	65%	35%	-
00L	NHS NORTHUMBERLAND CCG	A84030	VILLAGE MEDICAL GROUP	72	65%	35%	-
00L	NHS NORTHUMBERLAND CCG	A84031	GREYSTOKE SURGERY	61	77%	23%	-
00L	NHS NORTHUMBERLAND CCG	A84032	THE SURGERY	13	77%	*	-
00L	NHS NORTHUMBERLAND CCG	A84033	SELE MEDICAL PRACTICE	48	79%	19%	*
00L	NHS NORTHUMBERLAND CCG	A84034	HALTWHISTLE MEDICAL GROUP	37	62%	38%	-
00L	NHS NORTHUMBERLAND CCG	A84035	RIVERSDALE SURGERY	41	71%	29%	-
00L	NHS NORTHUMBERLAND CCG	A84036	WELLWAY MEDICAL GROUP	196	69%	31%	-
00L	NHS NORTHUMBERLAND CCG	A84037	NETHERFIELD HOUSE	50	70%	30%	-
00L	NHS NORTHUMBERLAND CCG	A84038	CRAMLINGTON HEALTH CENTRE	49	67%	33%	-
00L	NHS NORTHUMBERLAND CCG	A84039	GAS HOUSE LANE SURGERY	29	79%	21%	-
00L	NHS NORTHUMBERLAND CCG	A84040	HUMSHAUGH & WARK MED GRP	19	95%	*	-
00L	NHS NORTHUMBERLAND CCG	A84042	SCOTS GAP MEDICAL GROUP	10	100%	-	-
00L	NHS NORTHUMBERLAND CCG	A84043	BROCKWELL MEDICAL GROUP	150	76%	24%	-
00L	NHS NORTHUMBERLAND CCG	A84044	UNION BRAE & NORHAM PRAC	29	72%	28%	-
00L	NHS NORTHUMBERLAND CCG	A84045	HAYDON BRIDGE HEALTH CTR.	21	86%	*	-
00L	NHS NORTHUMBERLAND CCG	A84047	BRANCH END SURGERY	35	97%	*	-
00L	NHS NORTHUMBERLAND CCG	A84048	STATION MEDICAL GROUP	87	56%	44%	-
00L	NHS NORTHUMBERLAND CCG	A84604	THE GLENDALE SURGERY	13	69%	*	-
00L	NHS NORTHUMBERLAND CCG	A84609	MIDDLE FARM	11	55%	*	-
00L	NHS NORTHUMBERLAND CCG	A84613	HARBOTTLE SURGERY	*	*	-	-
00L	NHS NORTHUMBERLAND CCG	A84614	THE ADDERLANE SURGERY	20	75%	*	-
00L	NHS NORTHUMBERLAND CCG	A84618	ALLENDALE HEALTH CENTRE	12	92%	*	-
00L	NHS NORTHUMBERLAND CCG	A84619	THE SURGERY	36	64%	36%	-
00L	NHS NORTHUMBERLAND CCG	Y00151	COLLINGWOOD MEDICAL GROUP	71	44%	56%	-
00N	NHS SOUTH TYNESIDE CCG	A88001	VICTORIA MEDICAL CENTRE	30	63%	37%	-
00N	NHS SOUTH TYNESIDE CCG	A88002	THE FARNHAM MEDICAL CTR.	153	55%	45%	-
00N	NHS SOUTH TYNESIDE CCG	A88003	MARSDEN RD. HEALTH CENTRE	101	60%	40%	-
00N	NHS SOUTH TYNESIDE CCG	A88004	MAYFIELD MEDICAL CENTRE	87	63%	37%	-
00N	NHS SOUTH TYNESIDE CCG	A88005	171 WENLOCK ROAD	54	56%	44%	-
00N	NHS SOUTH TYNESIDE CCG	A88006	TALBOT MEDICAL CENTRE	92	54%	46%	-
00N	NHS SOUTH TYNESIDE CCG	A88007	WAWN STREET SURGERY	72	65%	35%	-
00N	NHS SOUTH TYNESIDE CCG	A88008	TRINITY MEDICAL CENTRE	68	47%	53%	-
00N	NHS SOUTH TYNESIDE CCG	A88009	THE MEDICAL CENTRE	48	69%	31%	-
00N	NHS SOUTH TYNESIDE CCG	A88010	118 ALBERT ROAD	32	63%	38%	-
00N	NHS SOUTH TYNESIDE CCG	A88011	WESTOE SURGERY	25	56%	44%	-
00N	NHS SOUTH TYNESIDE CCG	A88012	HEBBURN HEALTH CENTRE	53	47%	53%	-
00N	NHS SOUTH TYNESIDE CCG	A88013	CENTRAL SURGERY	144	57%	43%	-
00N	NHS SOUTH TYNESIDE CCG	A88014	STANHOPE PARADE HTH. CTR.	30	53%	47%	-
00N	NHS SOUTH TYNESIDE CCG	A88015	ST.GEORGE'S MEDICAL CTR	43	58%	42%	-
00N	NHS SOUTH TYNESIDE CCG	A88016	THE MEDICAL CENTRE	76	64%	36%	-
00N	NHS SOUTH TYNESIDE CCG	A88020	FLAGG COURT HEALTH CENTRE	16	56%	44%	-
00N	NHS SOUTH TYNESIDE CCG	A88022	THE GLEN PRIMARY CARE CTR	88	57%	43%	-
00N	NHS SOUTH TYNESIDE CCG	A88023	WHITBURN SURGERY	39	62%	38%	-
00N	NHS SOUTH TYNESIDE CCG	A88024	*DORMANT*	15	53%	47%	-
00N	NHS SOUTH TYNESIDE CCG	A88025	G.P.SUITE	54	56%	44%	-
00N	NHS SOUTH TYNESIDE CCG	A88601	78 IMEARY STREET	13	46%	54%	-
00N	NHS SOUTH TYNESIDE CCG	A88603	THE GLEN PRIMARY CARE CTR	32	63%	38%	-
00N	NHS SOUTH TYNESIDE CCG	A88608	RAVENSWORTH SURGERY	49	49%	51%	-
00N	NHS SOUTH TYNESIDE CCG	A88611	STANHOPE PARADE HLTH.CTR.	31	55%	45%	-
00N	NHS SOUTH TYNESIDE CCG	A88613	EAST WING	46	48%	52%	-
00N	NHS SOUTH TYNESIDE CCG	A88614	FLAGG COURT HEALTH CENTRE	13	77%	*	-
00N	NHS SOUTH TYNESIDE CCG	Y00915	FLAGG COURT MEDICAL CTR	43	60%	40%	-
00N	NHS SOUTH TYNESIDE CCG	Y02999	JARROW GP PRACTICE AND WALK IN CENTRE	17	*	71%	-
00P	NHS SUNDERLAND CCG	A89001	DEERNESSE PARK MEDICAL CENTRE	159	58%	42%	-
00P	NHS SUNDERLAND CCG	A89002	DR BHATE & DR EL-SHAKANKERY	25	56%	44%	-
00P	NHS SUNDERLAND CCG	A89003	THE GALLERIES HEALTH CTR.	67	60%	40%	-
00P	NHS SUNDERLAND CCG	A89004	HETTON MEDICAL CENTRE	134	47%	53%	-
00P	NHS SUNDERLAND CCG	A89005	VILLETTE SURGERY	58	67%	33%	-
00P	NHS SUNDERLAND CCG	A89006	PALLION HEALTH CENTRE	82	60%	40%	-
00P	NHS SUNDERLAND CCG	A89007	PALLION HEALTH CENTRE	98	64%	36%	-
00P	NHS SUNDERLAND CCG	A89008	REDHOUSE SURGERY	51	39%	61%	-
00P	NHS SUNDERLAND CCG	A89009	HERRINGTON MEDICAL CENTRE	56	68%	32%	-
00P	NHS SUNDERLAND CCG	A89010	VICTORIA ROAD HEALTH CTR.	98	76%	24%	-
00P	NHS SUNDERLAND CCG	A89011	SILKSWORTH HEALTH CENTRE	50	64%	36%	-
00P	NHS SUNDERLAND CCG	A89012	THE GALLERIES HEALTH CTR.	48	69%	31%	-
00P	NHS SUNDERLAND CCG	A89013	THE NEW CITY MEDICAL CTRE	42	57%	43%	-
00P	NHS SUNDERLAND CCG	A89014	ROKER FAMILY PRACTICE	11	64%	*	-
00P	NHS SUNDERLAND CCG	A89015	FULWELL MEDICAL CENTRE	88	86%	14%	-
00P	NHS SUNDERLAND CCG	A89016	ST.BEDE MEDICAL CENTRE	56	70%	30%	-
00P	NHS SUNDERLAND CCG	A89017	MILLFIELD MEDICAL GROUP	123	61%	39%	-

Table 9 : Breastfeeding initiation, by GP Practice, CCG, Area Team 2013/14 - Annual

Source: NHS England

Crown Copyright © 2014



Code	CCG Name	Code	GP Practice name	Number of maternities	Percentage mothers Initiating Breastfeeding	Percentage mothers not Initiating Breastfeeding	Percentage mothers with no known status
00P	NHS SUNDERLAND CCG	A89018	ASHBURN MEDICAL CENTRE	41	56%	44%	-
00P	NHS SUNDERLAND CCG	A89019	SOUTHWICK HEALTH CENTRE	115	47%	53%	-
00P	NHS SUNDERLAND CCG	A89020	THE OLD FORGE SURGERY	82	44%	56%	-
00P	NHS SUNDERLAND CCG	A89021	KEPIER MEDICAL PRACTICE	75	53%	47%	-
00P	NHS SUNDERLAND CCG	A89022	THE HEALTH CENTRE	47	55%	45%	-
00P	NHS SUNDERLAND CCG	A89023	HOUGHTON MEDICAL GROUP	89	60%	40%	-
00P	NHS SUNDERLAND CCG	A89024	ALD JACK COHEN HLTH CTRE	57	53%	47%	-
00P	NHS SUNDERLAND CCG	A89025	THE GALLERIES HEALTH CTR.	65	62%	38%	-
00P	NHS SUNDERLAND CCG	A89026	THE HEALTH CENTRE	30	60%	40%	-
00P	NHS SUNDERLAND CCG	A89027	SPRINGWELL MEDICAL GROUP	67	55%	45%	-
00P	NHS SUNDERLAND CCG	A89028	GRANGEWOOD SURGERY	60	58%	42%	-
00P	NHS SUNDERLAND CCG	A89029	SPRINGWELL HOUSE	15	60%	40%	-
00P	NHS SUNDERLAND CCG	A89030	WESTBOURNE MEDICAL GROUP	56	61%	39%	-
00P	NHS SUNDERLAND CCG	A89031	PALLION HEALTH CENTRE	50	62%	38%	-
00P	NHS SUNDERLAND CCG	A89032	SILKSWORTH HEALTH CENTRE	50	48%	52%	-
00P	NHS SUNDERLAND CCG	A89034	PARK LAINE PRACTICE	44	70%	30%	-
00P	NHS SUNDERLAND CCG	A89035	RYHOPE HEALTH CENTRE	52	63%	35%	*
00P	NHS SUNDERLAND CCG	A89036	CASTLETOWN MEDICAL CENTRE	18	33%	67%	-
00P	NHS SUNDERLAND CCG	A89038	BARMSTON MEDICAL CENTRE	56	63%	38%	-
00P	NHS SUNDERLAND CCG	A89040	MONKWEARMOUTH HTH. CTR.	20	85%	*	-
00P	NHS SUNDERLAND CCG	A89041	HAPPY HOUSE SURGERY	72	54%	46%	-
00P	NHS SUNDERLAND CCG	A89042	CHURCH VIEW MEDICAL CTR.	49	63%	37%	-
00P	NHS SUNDERLAND CCG	A89603	SOUTHWICK HEALTH CENTRE	28	50%	50%	-
00P	NHS SUNDERLAND CCG	A89604	SOUTHWICK HEALTH CENTRE	60	45%	55%	-
00P	NHS SUNDERLAND CCG	A89610	RYHOPE HEALTH CENTRE	35	66%	34%	-
00P	NHS SUNDERLAND CCG	A89611	3 EDEN TERRACE	42	74%	26%	-
00P	NHS SUNDERLAND CCG	A89612	RIVERVIEW HEALTH CTR	32	50%	50%	-
00P	NHS SUNDERLAND CCG	A89614	SOUTH HYLTON SURGERY	29	41%	59%	-
00P	NHS SUNDERLAND CCG	A89616	RICKLETON MEDICAL CENTRE	20	75%	*	-
00P	NHS SUNDERLAND CCG	A89617	HARRATON SURGERY	13	77%	*	-
00P	NHS SUNDERLAND CCG	A89618	MONKWEARMOUTH HEALTH CTR	17	59%	41%	-
00P	NHS SUNDERLAND CCG	A89620	THE HEALTH CENTRE	25	60%	40%	-
00P	NHS SUNDERLAND CCG	A89621	PENNYWELL MEDICAL CENTRE	44	30%	70%	-
00P	NHS SUNDERLAND CCG	A89623	CHESTER SURGERY	33	76%	24%	-
00P	NHS SUNDERLAND CCG	A89624	THE HEALTH CENTRE	21	52%	48%	-
00P	NHS SUNDERLAND CCG	Y01262	PALLION PRIMARY CARE SERVICES	*	*	-	-
00P	NHS SUNDERLAND CCG	Y02647	ENCOMPASS GP PRACTICE 2	8	*	*	-
01H	NHS CUMBRIA CCG	A82003	THE HEALTH CENTRE	87	69%	31%	-
01H	NHS CUMBRIA CCG	A82004	THE SURGERY	17	59%	41%	-
01H	NHS CUMBRIA CCG	A82005	THE HEALTH CENTRE	26	92%	*	-
01H	NHS CUMBRIA CCG	A82006	THE HEALTH CENTRE	57	89%	11%	-
01H	NHS CUMBRIA CCG	A82007	4 DUKE STREET	106	52%	47%	*
01H	NHS CUMBRIA CCG	A82008	NORWOOD MEDICAL CENTRE	128	49%	49%	*
01H	NHS CUMBRIA CCG	A82009	BRIDGEGATE MEDICAL CENTRE	82	50%	48%	*
01H	NHS CUMBRIA CCG	A82010	243 ABBEY ROAD	48	65%	35%	-
01H	NHS CUMBRIA CCG	A82011	36-38 HARTINGTON STREET	21	33%	62%	*
01H	NHS CUMBRIA CCG	A82012	BRAMPTON MEDICAL PRACTICE	95	82%	17%	*
01H	NHS CUMBRIA CCG	A82013	THE UPPER EDEN MEDICAL PRACTICE	85	69%	28%	*
01H	NHS CUMBRIA CCG	A82014	CALDBECK SURGERY	21	90%	*	-
01H	NHS CUMBRIA CCG	A82015	WARWICK ROAD SURGERY	88	69%	31%	-
01H	NHS CUMBRIA CCG	A82016	ST.PAUL'S MEDICAL CENTRE	190	62%	38%	-
01H	NHS CUMBRIA CCG	A82017	BRUNSWICK HOUSE MED GROUP	185	63%	36%	*
01H	NHS CUMBRIA CCG	A82018	SPENCER STREET SURGERY	133	68%	32%	-
01H	NHS CUMBRIA CCG	A82019	FUSEHILL MEDICAL PRACTICE	94	63%	37%	-
01H	NHS CUMBRIA CCG	A82020	THE EDEN MEDICAL GROUP	162	67%	33%	*
01H	NHS CUMBRIA CCG	A82021	CASTLEGATE SURGERY	68	79%	19%	*
01H	NHS CUMBRIA CCG	A82022	DALSTON MEDICAL GROUP	44	66%	34%	-
01H	NHS CUMBRIA CCG	A82023	THE SURGERY	36	64%	36%	-
01H	NHS CUMBRIA CCG	A82024	SEASCALE HEALTH CENTRE	42	90%	*	-
01H	NHS CUMBRIA CCG	A82025	CAPTAIN FRENCH SURGERY	91	84%	14%	*
01H	NHS CUMBRIA CCG	A82026	THE JAMES COCHRANE PRACT.	165	81%	16%	*
01H	NHS CUMBRIA CCG	A82027	STATION HOUSE SURGERY	82	79%	20%	*
01H	NHS CUMBRIA CCG	A82028	CASTLEHEAD MEDICAL CENTRE	31	81%	19%	-
01H	NHS CUMBRIA CCG	A82029	THE CROFT SURGERY	23	65%	35%	-
01H	NHS CUMBRIA CCG	A82030	GREEN CLOSE SURGERY	35	91%	*	-
01H	NHS CUMBRIA CCG	A82031	SHAP MEDICAL PRACTICE	22	86%	*	-
01H	NHS CUMBRIA CCG	A82032	MARYPORT HEALTH SERVICES	142	54%	46%	-
01H	NHS CUMBRIA CCG	A82033	WATERLOO HOUSE SURGERY	81	54%	43%	*
01H	NHS CUMBRIA CCG	A82034	STONELEIGH SURGERY	31	90%	*	*
01H	NHS CUMBRIA CCG	A82035	BIRBECK MEDICAL GROUP	154	74%	26%	-
01H	NHS CUMBRIA CCG	A82036	THE LAKES MEDICAL CENTRE	68	78%	22%	-
01H	NHS CUMBRIA CCG	A82037	SILLOTH GROUP MED PRACT.	37	68%	32%	-
01H	NHS CUMBRIA CCG	A82038	BARN CROFT SURGERY	33	79%	21%	-
01H	NHS CUMBRIA CCG	A82039	THE SURGERY	72	64%	33%	*
01H	NHS CUMBRIA CCG	A82040	3 CATHERINE STREET	32	75%	25%	-
01H	NHS CUMBRIA CCG	A82041	LOWTHER MEDICAL CENTRE	130	52%	46%	*
01H	NHS CUMBRIA CCG	A82044	FELLVIEW HEALTH CARE LTD	241	59%	41%	-
01H	NHS CUMBRIA CCG	A82045	WIGTON GROUP MEDICAL PRACTICE	80	66%	33%	*
01H	NHS CUMBRIA CCG	A82046	WINDERMERE HEALTH CENTRE	54	91%	*	*
01H	NHS CUMBRIA CCG	A82047	JAMES STREET GROUP PRACT	76	61%	39%	-

Table 9 : Breastfeeding initiation, by GP Practice, CCG, Area Team 2013/14 - Annual

Source: NHS England

Crown Copyright © 2014



Code	CCG Name	Code	GP Practice name	Number of maternities	Percentage mothers Initiating Breastfeeding	Percentage mothers not Initiating Breastfeeding	Percentage mothers with no known status
01H	NHS CUMBRIA CCG	A82048	BEECHWOOD GROUP PRACTICE	88	51%	45%	*
01H	NHS CUMBRIA CCG	A82049	WORKINGTON HEALTH CENTRE	50	44%	56%	-
01H	NHS CUMBRIA CCG	A82050	OXFORD STREET SURGERY	77	56%	44%	-
01H	NHS CUMBRIA CCG	A82052	STANWIX MEDICAL PRACTICE	66	67%	33%	-
01H	NHS CUMBRIA CCG	A82053	NUTWOOD SURGERY	31	74%	23%	*
01H	NHS CUMBRIA CCG	A82055	HILL HOUSE SURGERY	58	64%	36%	-
01H	NHS CUMBRIA CCG	A82057	DERWENT HOUSE SURGERY	44	84%	16%	-
01H	NHS CUMBRIA CCG	A82058	149 QUEEN STREET WHITEHAVEN. W	33	82%	18%	-
01H	NHS CUMBRIA CCG	A82060	17 IRISH STREET	14	50%	50%	-
01H	NHS CUMBRIA CCG	A82062	ATKINSON HEALTH CENTRE	68	53%	47%	-
01H	NHS CUMBRIA CCG	A82063	BANK STREET SURGERY	10	90%	*	-
01H	NHS CUMBRIA CCG	A82064	WESTCROFT SURGERY	46	52%	48%	-
01H	NHS CUMBRIA CCG	A82065	FAIRFIELD SURGERY	16	81%	*	-
01H	NHS CUMBRIA CCG	A82068	ULVERSTON COMMUNITY HEALTH CENTRE	28	71%	25%	*
01H	NHS CUMBRIA CCG	A82070	ST.MARY'S SURGERY	43	86%	*	*
01H	NHS CUMBRIA CCG	A82071	BURNETT EDGAR MEDICAL CTR	45	51%	49%	-
01H	NHS CUMBRIA CCG	A82072	RISEDAL SURGERY	43	40%	60%	-
01H	NHS CUMBRIA CCG	A82074	ARNSIDE MEDICAL PRACTICE	9	100%	-	-
01H	NHS CUMBRIA CCG	A82075	MANSION HOUSE SURGERY	62	61%	39%	-
01H	NHS CUMBRIA CCG	A82077	LIVERPOOL HOUSE SURGERY	60	47%	48%	*
01H	NHS CUMBRIA CCG	A82608	SEDBERGH MEDICAL CENTRE	27	93%	*	-
01H	NHS CUMBRIA CCG	A82613	WRAYSDALE HOUSE	7	*	*	-
01H	NHS CUMBRIA CCG	A82617	THE SURGERY	17	94%	*	-
01H	NHS CUMBRIA CCG	A82619	NELSON STREET SURGERY	15	87%	*	-
01H	NHS CUMBRIA CCG	A82620	GLENRIDDING HEALTH CENTRE	*	*	-	-
01H	NHS CUMBRIA CCG	A82621	THE SURGERY	11	*	73%	-
01H	NHS CUMBRIA CCG	A82623	SOLWAY HEALTH SERVICES	65	63%	37%	-
01H	NHS CUMBRIA CCG	A82629	THE FAMILY PRACTICE	21	33%	67%	-
01H	NHS CUMBRIA CCG	A82631	COURT THORN SURGERY	19	79%	*	-
01H	NHS CUMBRIA CCG	A82635	THE SURGERY	18	67%	33%	-
01H	NHS CUMBRIA CCG	A82641	THE SURGERY	18	72%	*	-
01H	NHS CUMBRIA CCG	A82642	HAWKSHEAD MEDICAL PRACTICE	11	82%	*	-
01H	NHS CUMBRIA CCG	A82645	THE SURGERY (KARAMCHANDANI)	15	47%	53%	-
01H	NHS CUMBRIA CCG	A82646	LONGTOWN MEDICAL CENTRE	25	76%	24%	-
01H	NHS CUMBRIA CCG	A82647	WINDY NOOK SURGERY	13	92%	*	-
01H	NHS CUMBRIA CCG	A82650	HAVERTHWAITE SURGERY	15	87%	*	-
01H	NHS CUMBRIA CCG	A82651	THE SURGERY	19	68%	32%	-
01H	NHS CUMBRIA CCG	A82654	GROSVEENOR HOUSE SURGERY	45	67%	33%	-
01H	NHS CUMBRIA CCG	B82061	BENTHAM MEDICAL PRACTICE	54	78%	22%	-
01H	NHS CUMBRIA CCG	P81113	PARK VIEW SURGERY	34	74%	21%	*
01H	NHS CUMBRIA CCG	Y00713	DRUG & ALCOHOL SERVICE(STH)	*	-	*	-
99C	NHS NORTH TYNESIDE CCG	A86005	31 WEST FARM AVENUE	70	74%	26%	-
99C	NHS NORTH TYNESIDE CCG	A86016	LANE END SURGERY	80	80%	20%	-
99C	NHS NORTH TYNESIDE CCG	A86041	SWARLAND AVENUE SURGERY	41	83%	17%	-
99C	NHS NORTH TYNESIDE CCG	A87002	SPRING TERRACE HEALTH CENTRE	60	55%	45%	-
99C	NHS NORTH TYNESIDE CCG	A87003	PORTUGAL PLACE HEALTH CTR	128	61%	39%	-
99C	NHS NORTH TYNESIDE CCG	A87004	COLLINGWOOD SURGERY	170	65%	35%	-
99C	NHS NORTH TYNESIDE CCG	A87005	WHITLEY BAY HEALTH CENTRE	115	81%	19%	-
99C	NHS NORTH TYNESIDE CCG	A87006	49 MARINE AVENUE SURGERY	43	86%	14%	-
99C	NHS NORTH TYNESIDE CCG	A87007	FOREST HALL HEALTH CENTRE	110	70%	30%	-
99C	NHS NORTH TYNESIDE CCG	A87008	MARINE AVENUE MEDICAL CTR	89	89%	11%	-
99C	NHS NORTH TYNESIDE CCG	A87009	PRIORY MEDICAL GROUP	141	72%	28%	-
99C	NHS NORTH TYNESIDE CCG	A87011	BEAUMONT PARK MEDICAL GROUP	49	78%	22%	-
99C	NHS NORTH TYNESIDE CCG	A87012	WIDEOPEN MEDICAL CENTRE	69	64%	36%	-
99C	NHS NORTH TYNESIDE CCG	A87013	BEWICKE MEDICAL CENTRE	127	55%	45%	-
99C	NHS NORTH TYNESIDE CCG	A87014	SHIREMOOR HEALTH CENTRE	58	74%	26%	-
99C	NHS NORTH TYNESIDE CCG	A87015	APPLEBY SURGERY	36	64%	36%	-
99C	NHS NORTH TYNESIDE CCG	A87016	THE VILLAGE GREEN SURGERY	108	57%	43%	-
99C	NHS NORTH TYNESIDE CCG	A87017	WOODLANDS PARK HEALTH CTR	54	76%	24%	-
99C	NHS NORTH TYNESIDE CCG	A87019	NELSON HEALTH CENTRE	49	55%	45%	-
99C	NHS NORTH TYNESIDE CCG	A87020	MONKSEATON MEDICAL CENTRE	65	75%	25%	-
99C	NHS NORTH TYNESIDE CCG	A87022	SHIREMOOR HEALTH CENTRE	61	52%	48%	-
99C	NHS NORTH TYNESIDE CCG	A87023	SHIREMOOR HEALTH CENTRE	70	61%	39%	-
99C	NHS NORTH TYNESIDE CCG	A87027	GARDEN PARK SURGERY	73	53%	47%	-
99C	NHS NORTH TYNESIDE CCG	A87029	PARK ROAD MEDICAL PRACT	62	55%	45%	-
99C	NHS NORTH TYNESIDE CCG	A87030	REDBURN PARK MEDICAL CENTRE	73	49%	51%	-
99C	NHS NORTH TYNESIDE CCG	A87600	69 PARK PARADE	31	77%	23%	-
99C	NHS NORTH TYNESIDE CCG	A87612	WELLSPRING MEDICAL PRACT.	58	71%	29%	-
99C	NHS NORTH TYNESIDE CCG	A87615	THE HEALTH CENTRE	68	57%	43%	-
99C	NHS NORTH TYNESIDE CCG	Y02710	BATTLE HILL HEALTH CENTRE	66	56%	44%	-

Table 9 : Breastfeeding initiation, by GP Practice, CCG, Area Team 2013/14 - Annual

Source: NHS England

Crown Copyright © 2014



England				Number of	Percentage	Percentage	Percentage
Code	CCG Name	Code	GP Practice name	maternities	mothers Initiating Breastfeeding	mothers not Initiating Breastfeeding	mothers with no known status
01H	NHS CUMBRIA CCG	A82055	HILL HOUSE SURGERY	58	64%	36%	-
01H	NHS CUMBRIA CCG	A82057	DERWENT HOUSE SURGERY	44	84%	16%	-
01H	NHS CUMBRIA CCG	A82058	149 QUEEN STREET WHITEHAVEN. W	33	82%	18%	-
01H	NHS CUMBRIA CCG	A82060	17 IRISH STREET	14	50%	50%	-
01H	NHS CUMBRIA CCG	A82062	ATKINSON HEALTH CENTRE	68	53%	47%	-
01H	NHS CUMBRIA CCG	A82063	BANK STREET SURGERY	10	90%	*	-
01H	NHS CUMBRIA CCG	A82064	WESTCROFT SURGERY	46	52%	48%	-
01H	NHS CUMBRIA CCG	A82065	FAIRFIELD SURGERY	16	81%	*	-
01H	NHS CUMBRIA CCG	A82068	ULVERSTON COMMUNITY HEALTH CENTRE	28	71%	25%	*
01H	NHS CUMBRIA CCG	A82070	ST.MARY'S SURGERY	43	86%	*	-
01H	NHS CUMBRIA CCG	A82071	BURNETT EDGAR MEDICAL CTR	45	51%	49%	-
01H	NHS CUMBRIA CCG	A82072	RISEDALE SURGERY	43	40%	60%	-
01H	NHS CUMBRIA CCG	A82074	ARNSIDE MEDICAL PRACTICE	9	100%	-	-
01H	NHS CUMBRIA CCG	A82075	MANSION HOUSE SURGERY	62	61%	39%	-
01H	NHS CUMBRIA CCG	A82077	LIVERPOOL HOUSE SURGERY	60	47%	48%	-
01H	NHS CUMBRIA CCG	A82608	SEDBERGH MEDICAL CENTRE	27	93%	*	-
01H	NHS CUMBRIA CCG	A82613	WRAYSDALE HOUSE	7	-	*	-
01H	NHS CUMBRIA CCG	A82617	THE SURGERY	17	94%	*	-
01H	NHS CUMBRIA CCG	A82619	NELSON STREET SURGERY	15	87%	*	-
01H	NHS CUMBRIA CCG	A82620	GLENRIDDING HEALTH CENTRE	*	*	-	-
01H	NHS CUMBRIA CCG	A82621	THE SURGERY	11	-	73%	-
01H	NHS CUMBRIA CCG	A82623	SOLWAY HEALTH SERVICES	65	63%	37%	-
01H	NHS CUMBRIA CCG	A82629	THE FAMILY PRACTICE	21	33%	67%	-
01H	NHS CUMBRIA CCG	A82631	COURT THORN SURGERY	19	79%	*	-
01H	NHS CUMBRIA CCG	A82635	THE SURGERY	18	67%	33%	-
01H	NHS CUMBRIA CCG	A82641	THE SURGERY	18	72%	*	-
01H	NHS CUMBRIA CCG	A82642	HAWKSHEAD MEDICAL PRACTICE	11	82%	*	-
01H	NHS CUMBRIA CCG	A82645	THE SURGERY (KARAMCHANDANI)	15	47%	53%	-
01H	NHS CUMBRIA CCG	A82646	LONGTOWN MEDICAL CENTRE	25	76%	24%	-
01H	NHS CUMBRIA CCG	A82647	WINDY NOOK SURGERY	13	92%	*	-
01H	NHS CUMBRIA CCG	A82650	HAVERTHWAIT SURGERY	15	87%	*	-
01H	NHS CUMBRIA CCG	A82651	THE SURGERY	19	68%	32%	-
01H	NHS CUMBRIA CCG	A82654	GROSVENOR HOUSE SURGERY	45	67%	33%	-
01H	NHS CUMBRIA CCG	B82061	BENTHAM MEDICAL PRACTICE	54	78%	22%	-
01H	NHS CUMBRIA CCG	P81113	PARK VIEW SURGERY	34	74%	21%	*
01H	NHS CUMBRIA CCG	Y00713	DRUG & ALCOHOL SERVICE(STH)	*	-	*	-
02Y	NHS EAST RIDING OF YORKSHIRE CCG	B81004	EASTGATE MEDICAL CENTRE	90	69%	31%	-
02Y	NHS EAST RIDING OF YORKSHIRE CCG	B81006	MANOR HOUSE SURGERY	71	49%	51%	-
02Y	NHS EAST RIDING OF YORKSHIRE CCG	B81009	MARKET WEIGHTON SURGERY	56	82%	18%	-
02Y	NHS EAST RIDING OF YORKSHIRE CCG	B81010	THE HESSLE HEALTH CENTRE	115	82%	18%	-
02Y	NHS EAST RIDING OF YORKSHIRE CCG	B81013	MONTAGUE MEDICAL CENTRE	121	69%	31%	*
02Y	NHS EAST RIDING OF YORKSHIRE CCG	B81014	THE MEDICAL CENTRE	75	59%	41%	-
02Y	NHS EAST RIDING OF YORKSHIRE CCG	B81024	45 MAIN STREET	30	77%	23%	-
02Y	NHS EAST RIDING OF YORKSHIRE CCG	B81025	ST.NICHOLAS SURGERY	116	58%	42%	-
02Y	NHS EAST RIDING OF YORKSHIRE CCG	B81029	THE SNAITH AND RAWCLIFFE MEDICAL GROUP	76	76%	22%	*
02Y	NHS EAST RIDING OF YORKSHIRE CCG	B81034	LEVEN & BEEFORD MED/PRACT	90	77%	23%	-
02Y	NHS EAST RIDING OF YORKSHIRE CCG	B81037	THE PARK SURGERY	124	74%	26%	-
02Y	NHS EAST RIDING OF YORKSHIRE CCG	B81041	THE HEALTH CENTRE	47	72%	28%	-
02Y	NHS EAST RIDING OF YORKSHIRE CCG	B81042	THE HEALTH CENTRE	105	81%	19%	-
02Y	NHS EAST RIDING OF YORKSHIRE CCG	B81044	THE SURGERY	39	69%	23%	*
02Y	NHS EAST RIDING OF YORKSHIRE CCG	B81050	HEDON GROUP PRACTICE	101	79%	21%	-
02Y	NHS EAST RIDING OF YORKSHIRE CCG	B81051	THE OLD FIRE STATION	63	79%	21%	-
02Y	NHS EAST RIDING OF YORKSHIRE CCG	B81060	FIELD HOUSE SURGERY	78	55%	45%	-
02Y	NHS EAST RIDING OF YORKSHIRE CCG	B81061	SOUTH CAVE MEDICAL PRACT	208	87%	13%	-
02Y	NHS EAST RIDING OF YORKSHIRE CCG	B81062	CHURCH VIEW SURGERY	94	73%	27%	-
02Y	NHS EAST RIDING OF YORKSHIRE CCG	B81068	THE HEALTH CENTRE	222	67%	33%	*
02Y	NHS EAST RIDING OF YORKSHIRE CCG	B81069	THE MEDICAL CENTRE	99	60%	39%	*
02Y	NHS EAST RIDING OF YORKSHIRE CCG	B81070	THE MEDICAL CENTRE	56	61%	39%	-
02Y	NHS EAST RIDING OF YORKSHIRE CCG	B81082	NORTH BEVERLEY MEDICAL CTR	43	86%	14%	-
02Y	NHS EAST RIDING OF YORKSHIRE CCG	B81084	COTTINGHAM MEDICAL CTR	46	70%	30%	-
02Y	NHS EAST RIDING OF YORKSHIRE CCG	B81088	THE MEDICAL CENTRE	63	78%	21%	*
02Y	NHS EAST RIDING OF YORKSHIRE CCG	B81092	THE MEDICAL CENTRE	87	78%	21%	*
02Y	NHS EAST RIDING OF YORKSHIRE CCG	B81100	ANLABY SURGERY	25	92%	*	-
02Y	NHS EAST RIDING OF YORKSHIRE CCG	B81101	GREENWOOD AVENUE & MINSTERGATE SURGERIE	50	72%	28%	-
02Y	NHS EAST RIDING OF YORKSHIRE CCG	B81120	THE SURGERY	11	91%	*	-
02Y	NHS EAST RIDING OF YORKSHIRE CCG	B81121	BEVERLEY & MOLESCROFT SGR	15	80%	*	-
02Y	NHS EAST RIDING OF YORKSHIRE CCG	B81602	123 HALLGATE	17	65%	35%	-
02Y	NHS EAST RIDING OF YORKSHIRE CCG	B81619	PARK VIEW SURGERY	26	65%	35%	-
02Y	NHS EAST RIDING OF YORKSHIRE CCG	B81622	WALKERGATE SURGERY	31	81%	19%	-
02Y	NHS EAST RIDING OF YORKSHIRE CCG	B81653	THE CHESTNUTS	44	77%	23%	-
02Y	NHS EAST RIDING OF YORKSHIRE CCG	B81658	THE SURGERY	16	56%	44%	-
02Y	NHS EAST RIDING OF YORKSHIRE CCG	B81666	THE SURGERY	13	85%	*	-
02Y	NHS EAST RIDING OF YORKSHIRE CCG	B81679	SWANLAND SURGERY	15	73%	*	-
02Y	NHS EAST RIDING OF YORKSHIRE CCG	B81694	DR PJ CALDWELL'S PRACTICE	*	-	*	-
02Y	NHS EAST RIDING OF YORKSHIRE CCG	Y02656	GP ACCESS CENTRE	42	52%	45%	*
03D	NHS HAMBLETON, RICHMONDSHIRE ANB82017	WHITBY GROUP PRACTICE	117	69%	30%	*	-
03D	NHS HAMBLETON, RICHMONDSHIRE ANB82019	THE SURGERY	52	90%	*	-	-
03D	NHS HAMBLETON, RICHMONDSHIRE ANB82022	THE HEALTH CENTRE	42	76%	21%	*	-
03D	NHS HAMBLETON, RICHMONDSHIRE ANB82023	THE HEALTH CENTRE	86	80%	20%	*	-
03D	NHS HAMBLETON, RICHMONDSHIRE ANB82029	DOCTORS LANE SURGERY	22	91%	*	-	-

Table 9 : Breastfeeding initiation, by GP Practice, CCG, Area Team 2013/14 - Annual

Source: NHS England

Crown Copyright © 2014



Code	CCG Name	Code	GP Practice name	Number of maternities	Percentage mothers Initiating Breastfeeding	Percentage mothers not Initiating Breastfeeding	Percentage mothers with no known status
03D	NHS HAMBLETON, RICHMONDSHIRE	AN82034	QUAKER'S LANE SURGERY	33	82%	18%	-
03D	NHS HAMBLETON, RICHMONDSHIRE	AN82035	THE SURGERY	24	83%	*	*
03D	NHS HAMBLETON, RICHMONDSHIRE	AN82042	THE LAMBERT MEDICAL CTR.	73	85%	11%	*
03D	NHS HAMBLETON, RICHMONDSHIRE	AN82044	THE HEALTH CENTRE	51	61%	31%	*
03D	NHS HAMBLETON, RICHMONDSHIRE	AN82045	CENTRAL DALES PRACTICE	21	86%	*	*
03D	NHS HAMBLETON, RICHMONDSHIRE	AN82046	STATTHES SURGERY	15	67%	*	-
03D	NHS HAMBLETON, RICHMONDSHIRE	AN82049	THE HEALTH CENTRE	81	77%	22%	*
03D	NHS HAMBLETON, RICHMONDSHIRE	AN82050	MOWBRAY HOUSE SURGERY	171	84%	16%	*
03D	NHS HAMBLETON, RICHMONDSHIRE	AN82062	EGTON SURGERY	17	71%	*	-
03D	NHS HAMBLETON, RICHMONDSHIRE	AN82066	GLEBE HOUSE SURGERY	60	95%	*	-
03D	NHS HAMBLETON, RICHMONDSHIRE	AN82072	THE FRIARY SURGERY	41	85%	15%	-
03D	NHS HAMBLETON, RICHMONDSHIRE	AN82075	MAYFORD HOUSE SURGERY	88	77%	20%	*
03D	NHS HAMBLETON, RICHMONDSHIRE	AN82078	LEYBURN MEDICAL PRACTICE	39	85%	15%	-
03D	NHS HAMBLETON, RICHMONDSHIRE	AN82086	DALE END SURGERY	17	88%	*	-
03D	NHS HAMBLETON, RICHMONDSHIRE	AN82101	CHURCHFIELD SURGERY	25	72%	28%	-
03D	NHS HAMBLETON, RICHMONDSHIRE	AN82104	THE HAREWOOD MED PRACTICE	143	73%	24%	*
03D	NHS HAMBLETON, RICHMONDSHIRE	AN82622	THE SURGERY	7	86%	*	-
03E	NHS HARROGATE AND RURAL DISTRICT	B82004	NIDDERDALE GROUP PRACTICE	64	83%	13%	*
03E	NHS HARROGATE AND RURAL DISTRICT	B82008	NORTH HOUSE SURGERY	82	88%	12%	-
03E	NHS HARROGATE AND RURAL DISTRICT	B82010	RIPON SPA SURGERY	61	84%	16%	-
03E	NHS HARROGATE AND RURAL DISTRICT	B82012	LEEDS ROAD PRACTICE	100	90%	10%	-
03E	NHS HARROGATE AND RURAL DISTRICT	B82013	28-30 KINGS ROAD	170	87%	13%	-
03E	NHS HARROGATE AND RURAL DISTRICT	B82014	KINGSWOOD SURGERY	74	91%	9%	-
03E	NHS HARROGATE AND RURAL DISTRICT	B82016	THE SURGERY	88	82%	16%	*
03E	NHS HARROGATE AND RURAL DISTRICT	B82027	BURTON LODGE MEDICAL CTR	91	85%	15%	-
03E	NHS HARROGATE AND RURAL DISTRICT	B82030	ASHFIELD HOUSE SURGERY	33	97%	*	-
03E	NHS HARROGATE AND RURAL DISTRICT	B82032	CHURCH LANE SURGERY	81	83%	12%	*
03E	NHS HARROGATE AND RURAL DISTRICT	B82036	7-8 PARK STREET	68	68%	31%	*
03E	NHS HARROGATE AND RURAL DISTRICT	B82057	SPRING BANK SURGERY	40	83%	18%	-
03E	NHS HARROGATE AND RURAL DISTRICT	B82059	THE SURGERY	115	80%	20%	-
03E	NHS HARROGATE AND RURAL DISTRICT	B82060	EASTGATE SURGERY	98	74%	24%	*
03E	NHS HARROGATE AND RURAL DISTRICT	B82067	THE SURGERY	62	77%	23%	-
03E	NHS HARROGATE AND RURAL DISTRICT	B82069	BEECH HOUSE SURGERY	63	75%	25%	-
03E	NHS HARROGATE AND RURAL DISTRICT	B82076	ST.LUKE'S SURGERY	53	81%	19%	-
03E	NHS HARROGATE AND RURAL DISTRICT	B82091	PARK PARADE SURGERY	45	87%	13%	-
03E	NHS HARROGATE AND RURAL DISTRICT	B82627	JENNYFIELD HEALTH CENTRE	41	71%	29%	-
03F	NHS HULL CCG	B81002	BRANSHOLME SOUTH HTH CTR	40	50%	50%	-
03F	NHS HULL CCG	B81008	MORRILL STREET HTH.CTR.	199	63%	37%	-
03F	NHS HULL CCG	B81011	WHEELER STREET HEALTHCARE	119	53%	47%	-
03F	NHS HULL CCG	B81017	KINGSTON MEDICAL PCTMS	96	79%	21%	-
03F	NHS HULL CCG	B81018	ORCHARD 2000 MEDICAL CTR.	81	35%	65%	-
03F	NHS HULL CCG	B81020	SUTTON MANOR SURGERY	75	71%	29%	-
03F	NHS HULL CCG	B81021	FAITH HOUSE SURGERY	54	70%	30%	-
03F	NHS HULL CCG	B81027	ST ANDREWS GROUP PRACTICE	94	52%	48%	-
03F	NHS HULL CCG	B81032	263 ANLABY ROAD	44	59%	41%	-
03F	NHS HULL CCG	B81035	THE AVENUES MEDICAL CTRE	58	79%	21%	-
03F	NHS HULL CCG	B81038	THE OAKS MEDICAL CENTRE	84	60%	40%	-
03F	NHS HULL CCG	B81040	MARFLEET GROUP PRACTICE	210	50%	50%	-
03F	NHS HULL CCG	B81046	THE MARMADUKE ST HLTH CTR	143	45%	55%	-
03F	NHS HULL CCG	B81047	WOLSELEY MEDICAL CENTRE	84	65%	35%	-
03F	NHS HULL CCG	B81048	ALEXANDRA HEALTH CENTRE	114	82%	18%	-
03F	NHS HULL CCG	B81049	NEW HALL SURGERY	100	65%	35%	-
03F	NHS HULL CCG	B81052	PRINCES MEDICAL CENTRE	76	84%	16%	-
03F	NHS HULL CCG	B81053	DIADEM MEDICAL PRACTICE	141	56%	44%	-
03F	NHS HULL CCG	B81054	CLIFTON HOUSE MEDICAL CTR	95	72%	28%	-
03F	NHS HULL CCG	B81056	SPRINGHEAD MEDICAL CENTRE	145	73%	27%	-
03F	NHS HULL CCG	B81057	NEWINGTON HEALTH CENTRE	27	59%	41%	-
03F	NHS HULL CCG	B81058	SYDENHAM GROUP PRACTICE	99	66%	34%	-
03F	NHS HULL CCG	B81066	PARK HEALTH CENTRE	22	55%	45%	-
03F	NHS HULL CCG	B81072	ALEXANDRA HEALTH CTR	83	67%	33%	-
03F	NHS HULL CCG	B81074	SOUTHCOATES MEDICAL CTR.	34	56%	44%	-
03F	NHS HULL CCG	B81075	HASTINGS MEDICAL CTR	10	100%	-	*
03F	NHS HULL CCG	B81080	LONGHILL HEALTH CARE CTR	19	58%	42%	-
03F	NHS HULL CCG	B81081	MORRILL STREET HTH.CTR.	46	52%	48%	-
03F	NHS HULL CCG	B81085	BURNBRAE SURGERY	46	78%	22%	-
03F	NHS HULL CCG	B81089	358 MARFLEET LANE	51	43%	57%	-
03F	NHS HULL CCG	B81094	SUTTON PARK MED PRACTICE	9	89%	*	*
03F	NHS HULL CCG	B81095	840 BEVERLEY ROAD	27	67%	33%	-
03F	NHS HULL CCG	B81097	PARK HEALTH CTR	14	57%	43%	*
03F	NHS HULL CCG	B81104	NEWLAND HEALTH CENTRE	29	93%	*	-
03F	NHS HULL CCG	B81112	BRANSHOLME SOUTH HTH CTR	43	37%	63%	-
03F	NHS HULL CCG	B81119	DR G PALOORAN AND PARTNERS	60	42%	58%	-
03F	NHS HULL CCG	B81616	BRANSHOLME SOUTH HTH CTR	25	56%	44%	-
03F	NHS HULL CCG	B81631	HIGHLANDS HEALTH CENTRE	54	39%	61%	-
03F	NHS HULL CCG	B81634	BRANSHOLME SOUTH HTH CTR	30	43%	57%	-
03F	NHS HULL CCG	B81635	LAURBEL	32	75%	25%	-
03F	NHS HULL CCG	B81644	174 DUNVEGAN ROAD	24	71%	29%	-
03F	NHS HULL CCG	B81645	EAST PARK PRACTICE	57	65%	35%	-
03F	NHS HULL CCG	B81674	LONGHILL HEALTH CARE CTR	40	50%	50%	-
03F	NHS HULL CCG	B81675	NEWINGTON HEALTH CENTRE	147	69%	31%	-

Table 9 : Breastfeeding initiation, by GP Practice, CCG, Area Team 2013/14 - Annual

Source: NHS England

Crown Copyright © 2014



Code	CCG Name	Code	GP Practice name	Number of maternities	Percentage mothers Initiating Breastfeeding	Percentage mothers not Initiating Breastfeeding	Percentage mothers with no known status
03F	NHS HULL CCG	B81682	LONGHILL HEALTH CARE CTR	54	48%	52%	-
03F	NHS HULL CCG	B81683	NEWINGTON HEALTH CENTRE	34	68%	32%	-
03F	NHS HULL CCG	B81685	BRANSHOLME SOUTH HLTH CTR	38	37%	61%	*
03F	NHS HULL CCG	B81688	BRANSHOLME SOUTH HTH CTR	39	38%	62%	-
03F	NHS HULL CCG	B81690	ST ANDREWS	9	*	78%	-
03F	NHS HULL CCG	B81692	THE QUAYS MEDICAL CENTRE	39	77%	23%	-
03F	NHS HULL CCG	Y00955	RIVERSIDE MEDICAL PCTMS	55	75%	25%	-
03F	NHS HULL CCG	Y01200	THE CALVERT PRACTICE PCTMS	35	86%	*	-
03F	NHS HULL CCG	Y02344	NORTHPOINT SURGERY	47	64%	36%	-
03F	NHS HULL CCG	Y02747	HAXBY KINGSWOOD SURGERY	141	73%	27%	-
03F	NHS HULL CCG	Y02748	HAXBY ORCHARD PARK SURGERY	59	64%	36%	-
03F	NHS HULL CCG	Y02786	HAXBY PRIORY SURGERY	39	77%	23%	-
03F	NHS HULL CCG	Y02896	STORY ST PRACTICE & WALK IN CENTRE	24	79%	*	-
03H	NHS NORTH EAST LINCOLNSHIRE CCG	B81003	BEACON MEDICAL	105	78%	19%	*
03H	NHS NORTH EAST LINCOLNSHIRE CCG	B81012	STIRLING MEDICAL CENTER	69	52%	45%	*
03H	NHS NORTH EAST LINCOLNSHIRE CCG	B81015	CLEE MEDICAL CENTRE	162	62%	37%	*
03H	NHS NORTH EAST LINCOLNSHIRE CCG	B81016	PELHAM MEDICAL GROUP	151	64%	34%	*
03H	NHS NORTH EAST LINCOLNSHIRE CCG	B81019	WELLSBY VIEW HEALTH CENTRE	66	62%	38%	-
03H	NHS NORTH EAST LINCOLNSHIRE CCG	B81023	Chantry Health Group	78	54%	46%	-
03H	NHS NORTH EAST LINCOLNSHIRE CCG	B81030	SPRINGFIELD ROAD SCARTH0	101	80%	19%	*
03H	NHS NORTH EAST LINCOLNSHIRE CCG	B81031	FIELD HOUSE MEDICAL GROUP	147	65%	34%	*
03H	NHS NORTH EAST LINCOLNSHIRE CCG	B81039	PILGRIM PRIMARY CARE CTR	159	62%	36%	*
03H	NHS NORTH EAST LINCOLNSHIRE CCG	B81055	TAYLORS AVENUE MEDICAL CENTRE	19	68%	*	*
03H	NHS NORTH EAST LINCOLNSHIRE CCG	B81077	FRESHNEY GREEN PRIMARY CARE CENTRE	110	64%	33%	*
03H	NHS NORTH EAST LINCOLNSHIRE CCG	B81087	BIRKWOOD MEDICAL CENTRE	79	63%	35%	*
03H	NHS NORTH EAST LINCOLNSHIRE CCG	B81091	LITTLEFIELD SURGERY	65	65%	34%	*
03H	NHS NORTH EAST LINCOLNSHIRE CCG	B81102	BANERJEE S	*	*	-	-
03H	NHS NORTH EAST LINCOLNSHIRE CCG	B81108	CROMWELL PRIMARY CARE CENTRE.	37	54%	46%	-
03H	NHS NORTH EAST LINCOLNSHIRE CCG	B81603	ASHWOOD SURGERY	79	66%	33%	*
03H	NHS NORTH EAST LINCOLNSHIRE CCG	B81606	STIRLING MEDICAL CENTER	60	50%	48%	*
03H	NHS NORTH EAST LINCOLNSHIRE CCG	B81620	142/144 GRIMSBY ROAD	24	71%	29%	-
03H	NHS NORTH EAST LINCOLNSHIRE CCG	B81624	DR KS RAJASEKHARA'S PRACTICE	*	*	-	-
03H	NHS NORTH EAST LINCOLNSHIRE CCG	B81642	146 TAYLORS AVENUE	21	76%	*	-
03H	NHS NORTH EAST LINCOLNSHIRE CCG	B81655	NEW WALTHAM SURGERY	29	38%	62%	-
03H	NHS NORTH EAST LINCOLNSHIRE CCG	B81656	RAJ MEDICAL PRACTICE	85	53%	46%	*
03H	NHS NORTH EAST LINCOLNSHIRE CCG	B81663	CROMWELL PRIMARY CARE CENTRE	30	70%	30%	-
03H	NHS NORTH EAST LINCOLNSHIRE CCG	B81664	PELHAM MEDICAL GROUP	10	*	*	*
03H	NHS NORTH EAST LINCOLNSHIRE CCG	B81665	HEALING HEALTH CENTRE	17	88%	*	-
03H	NHS NORTH EAST LINCOLNSHIRE CCG	B81671	128 CHELMSFORD AVENUE	*	-	*	*
03H	NHS NORTH EAST LINCOLNSHIRE CCG	B81677	WELLSBY VIEW HEALTH CENTRE	44	57%	43%	-
03H	NHS NORTH EAST LINCOLNSHIRE CCG	B81689	WELLSBY VIEW HEALTH CENTRE	16	75%	*	-
03H	NHS NORTH EAST LINCOLNSHIRE CCG	B81693	WELLSBY VIEW HEALTH CENTRE	*	*	-	-
03H	NHS NORTH EAST LINCOLNSHIRE CCG	B81697	WELLSBY VIEW HEALTH CENTRE	42	64%	33%	*
03H	NHS NORTH EAST LINCOLNSHIRE CCG	Y01948	OPENDOOR	11	55%	*	-
03H	NHS NORTH EAST LINCOLNSHIRE CCG	Y02684	76B CLEETHORPE ROAD	47	57%	43%	-
03K	NHS NORTH LINCOLNSHIRE CCG	B81005	CENTRAL SURGERY	162	73%	26%	*
03K	NHS NORTH LINCOLNSHIRE CCG	B81007	THE SURGERY	78	77%	23%	-
03K	NHS NORTH LINCOLNSHIRE CCG	B81022	THE MEDICAL CENTRE	138	64%	36%	-
03K	NHS NORTH LINCOLNSHIRE CCG	B81026	ANCORA MEDICAL PRACTICE	202	57%	41%	*
03K	NHS NORTH LINCOLNSHIRE CCG	B81043	THE SURGERY	113	70%	28%	*
03K	NHS NORTH LINCOLNSHIRE CCG	B81045	ASHBY TURN	140	67%	32%	*
03K	NHS NORTH LINCOLNSHIRE CCG	B81063	53 BRIDGE STREET	47	79%	21%	-
03K	NHS NORTH LINCOLNSHIRE CCG	B81064	CHURCH LANE MED. CTR.	99	63%	33%	*
03K	NHS NORTH LINCOLNSHIRE CCG	B81065	TRENT VIEW MEDICAL PRACT	100	69%	29%	*
03K	NHS NORTH LINCOLNSHIRE CCG	B81090	78 OSWALD ROAD	51	61%	39%	-
03K	NHS NORTH LINCOLNSHIRE CCG	B81096	BASU DK	*	*	-	-
03K	NHS NORTH LINCOLNSHIRE CCG	B81098	THE SURGERY	53	55%	45%	-
03K	NHS NORTH LINCOLNSHIRE CCG	B81099	THE SURGERY	49	73%	27%	-
03K	NHS NORTH LINCOLNSHIRE CCG	B81109	RIVERSIDE SURGERY	100	74%	26%	-
03K	NHS NORTH LINCOLNSHIRE CCG	B81113	THE CEDAR MEDICAL GROUP	63	63%	33%	*
03K	NHS NORTH LINCOLNSHIRE CCG	B81118	WEST COMMON LANE MED.CTR.	76	43%	55%	*
03K	NHS NORTH LINCOLNSHIRE CCG	B81617	THE BIRCHES	140	74%	24%	-
03K	NHS NORTH LINCOLNSHIRE CCG	B81628	THE MEDICAL CENTRAL	20	70%	30%	-
03K	NHS NORTH LINCOLNSHIRE CCG	B81647	WEST TOWN SURGERY	22	68%	32%	-
03K	NHS NORTH LINCOLNSHIRE CCG	B81648	THE SURGERY	13	69%	*	-
03K	NHS NORTH LINCOLNSHIRE CCG	B81686	ASHBY CLINIC & CHILDRENS CENTRE	26	62%	38%	-
03K	NHS NORTH LINCOLNSHIRE CCG	Y02787	MARKET HILL 8 TO 8 CENTRE	69	55%	41%	*
03M	NHS SCARBOROUGH AND RYEDALE CCG	B82001	FALS GRAVE SURGERY	96	64%	35%	*
03M	NHS SCARBOROUGH AND RYEDALE CCG	B82011	ST.HILDA'S SURGERY	33	73%	27%	-
03M	NHS SCARBOROUGH AND RYEDALE CCG	B82024	EASTFIELD MEDICAL CENTRE	68	50%	49%	*
03M	NHS SCARBOROUGH AND RYEDALE CCG	B82025	DERWENT PRACTICE	184	67%	31%	*
03M	NHS SCARBOROUGH AND RYEDALE CCG	B82037	THE SURGERY	64	63%	38%	-
03M	NHS SCARBOROUGH AND RYEDALE CCG	B82038	PROSPECT ROAD SURGERY	84	70%	30%	-
03M	NHS SCARBOROUGH AND RYEDALE CCG	B82054	SCARBOROUGH MEDICAL GROUP	48	79%	21%	-
03M	NHS SCARBOROUGH AND RYEDALE CCG	B82056	CLAREMONT SURGERY	55	69%	29%	*
03M	NHS SCARBOROUGH AND RYEDALE CCG	B82058	NORWOOD HOUSE SURGERY	54	67%	31%	*
03M	NHS SCARBOROUGH AND RYEDALE CCG	B82063	THE SURGERY	45	89%	*	-
03M	NHS SCARBOROUGH AND RYEDALE CCG	B82088	TRAFALGAR MEDICAL PRACTICE TRA	78	71%	29%	-
03M	NHS SCARBOROUGH AND RYEDALE CCG	B82092	BELGRAVE SURGERY	49	73%	24%	*
03M	NHS SCARBOROUGH AND RYEDALE CCG	B82106	HACKNESS ROAD SURGERY	16	94%	*	-

Table 9 : Breastfeeding initiation, by GP Practice, CCG, Area Team 2013/14 - Annual

Source: NHS England

Crown Copyright © 2014



Code	CCG Name	Code	GP Practice name	Number of maternities	Percentage mothers Initiating Breastfeeding	Percentage mothers not Initiating Breastfeeding	Percentage mothers with no known status
03M	NHS SCARBOROUGH AND RYEDALE	CCG882609	AMPLEFORTH SURGERY	31	81%	19%	-
03M	NHS SCARBOROUGH AND RYEDALE	CCG882611	PEASHOLM SURGERY	51	65%	33%	*
03M	NHS SCARBOROUGH AND RYEDALE	CCG882628	HUNMANBY SURGERY	30	80%	20%	-
03M	NHS SCARBOROUGH AND RYEDALE	CCGY02669	YORK PLACE HEALTH CENTRE	*	*	*	-
03Q	NHS VALE OF YORK CCG	B81036	POCKLINGTON GROUP PRACT	133	75%	25%	-
03Q	NHS VALE OF YORK CCG	B82002	MILLFIELD SURGERY	52	79%	17%	*
03Q	NHS VALE OF YORK CCG	B82003	THE PETERGATE SURGERY	74	72%	24%	*
03Q	NHS VALE OF YORK CCG	B82005	CLEMENTHORPE HEALTH CTR.	676	62%	34%	5%
03Q	NHS VALE OF YORK CCG	B82006	CLIFTON HEALTH CENTRE	59	63%	31%	*
03Q	NHS VALE OF YORK CCG	B82018	THE ESCRICK SURGERY	38	82%	16%	*
03Q	NHS VALE OF YORK CCG	B82021	DALTON TERRACE SURGERY	84	79%	18%	*
03Q	NHS VALE OF YORK CCG	B82026	HAXBY GROUP PRACTICE	128	76%	22%	*
03Q	NHS VALE OF YORK CCG	B82031	SHERBURN GROUP PRACTICE	104	80%	19%	*
03Q	NHS VALE OF YORK CCG	B82033	PICKERING MEDICAL PRACT.	63	73%	22%	*
03Q	NHS VALE OF YORK CCG	B82041	BEECH TREE SURGERY	154	67%	30%	*
03Q	NHS VALE OF YORK CCG	B82043	MINSTER HEALTH	79	67%	28%	*
03Q	NHS VALE OF YORK CCG	B82047	UNITY HEALTH	54	85%	15%	-
03Q	NHS VALE OF YORK CCG	B82048	THE SURGERY	64	81%	14%	*
03Q	NHS VALE OF YORK CCG	B82055	GALE FARM SURGERY	132	61%	31%	8%
03Q	NHS VALE OF YORK CCG	B82064	5 HAMBLETON VIEW	17	82%	*	-
03Q	NHS VALE OF YORK CCG	B82068	THE MEDICAL CENTRE	20	90%	*	*
03Q	NHS VALE OF YORK CCG	B82071	OLD SCHOOL MEDICAL CENTRE	62	87%	13%	-
03Q	NHS VALE OF YORK CCG	B82073	THE SURGERY	89	72%	26%	*
03Q	NHS VALE OF YORK CCG	B82074	POSTERNGATE SURGERY	177	67%	31%	*
03Q	NHS VALE OF YORK CCG	B82077	THE SURGERY	43	72%	26%	*
03Q	NHS VALE OF YORK CCG	B82079	THE SURGERY	15	80%	*	-
03Q	NHS VALE OF YORK CCG	B82080	MYHEALTH	140	71%	26%	*
03Q	NHS VALE OF YORK CCG	B82081	ELVINGTON MEDICAL PRACTICE	57	88%	12%	-
03Q	NHS VALE OF YORK CCG	B82082	GILLYGATE SURGERY	77	81%	19%	-
03Q	NHS VALE OF YORK CCG	B82083	YORK MEDICAL GROUP	202	72%	25%	3%
03Q	NHS VALE OF YORK CCG	B82087	SOUTH CLIFF SURGERY	17	59%	*	*
03Q	NHS VALE OF YORK CCG	B82095	ACOMB HEALTH CENTRE	35	57%	37%	*
03Q	NHS VALE OF YORK CCG	B82097	SCOTT ROAD MEDICAL CENTRE	136	59%	32%	9%
03Q	NHS VALE OF YORK CCG	B82098	THE JORVICK MEDICAL PRACT	172	72%	24%	3%
03Q	NHS VALE OF YORK CCG	B82100	THE SURGERY	44	48%	43%	*
03Q	NHS VALE OF YORK CCG	B82103	89 EAST PARADE	17	59%	*	*
03Q	NHS VALE OF YORK CCG	B82105	TADCASTER MEDICAL CENTRE	77	74%	23%	*
03Q	NHS VALE OF YORK CCG	B82606	SANDESEND SURGERY	*	*	-	-
03Q	NHS VALE OF YORK CCG	B82619	TERRINGTON SURGERY	*	*	-	-
03Q	NHS VALE OF YORK CCG	B82629	MEDICAL CENTRE	*	*	-	-
03Q	NHS VALE OF YORK CCG	Y00608	CASTLE CENTRE PMS PRACTICE	11	*	64%	-
99C	NHS NORTH TYNESIDE CCG	A86005	31 WEST FARM AVENUE	70	74%	26%	-
99C	NHS NORTH TYNESIDE CCG	A86016	LANE END SURGERY	80	80%	20%	-
99C	NHS NORTH TYNESIDE CCG	A86041	SWARLAND AVENUE SURGERY	41	83%	17%	-
99C	NHS NORTH TYNESIDE CCG	A87002	SPRING TERRACE HEALTH CENTRE	60	55%	45%	-
99C	NHS NORTH TYNESIDE CCG	A87003	PORTUGAL PLACE HEALTH CTR	128	61%	39%	-
99C	NHS NORTH TYNESIDE CCG	A87004	COLLINGWOOD SURGERY	170	65%	35%	-
99C	NHS NORTH TYNESIDE CCG	A87005	WHITLEY BAY HEALTH CENTRE	115	81%	19%	-
99C	NHS NORTH TYNESIDE CCG	A87006	49 MARINE AVENUE SURGERY	43	86%	14%	-
99C	NHS NORTH TYNESIDE CCG	A87007	FOREST HALL HEALTH CENTRE	110	70%	30%	-
99C	NHS NORTH TYNESIDE CCG	A87008	MARINE AVENUE MEDICAL CTR	89	89%	11%	-
99C	NHS NORTH TYNESIDE CCG	A87009	PRIORY MEDICAL GROUP	141	72%	28%	-
99C	NHS NORTH TYNESIDE CCG	A87011	BEAUMONT PARK MEDICAL GROUP	49	78%	22%	-
99C	NHS NORTH TYNESIDE CCG	A87012	WIDEOPEN MEDICAL CENTRE	69	64%	36%	-
99C	NHS NORTH TYNESIDE CCG	A87013	BEWICKE MEDICAL CENTRE	127	55%	45%	-
99C	NHS NORTH TYNESIDE CCG	A87014	SHIREMOOR HEALTH CENTRE	58	74%	26%	-
99C	NHS NORTH TYNESIDE CCG	A87015	APPLEBY SURGERY	36	64%	36%	-
99C	NHS NORTH TYNESIDE CCG	A87016	THE VILLAGE GREEN SURGERY	108	57%	43%	-
99C	NHS NORTH TYNESIDE CCG	A87017	WOODLANDS PARK HEALTH CTR	54	76%	24%	-
99C	NHS NORTH TYNESIDE CCG	A87019	NELSON HEALTH CENTRE	49	55%	45%	-
99C	NHS NORTH TYNESIDE CCG	A87020	MONKSEATON MEDICAL CENTRE	65	75%	25%	-
99C	NHS NORTH TYNESIDE CCG	A87022	SHIREMOOR HEALTH CENTRE	61	52%	48%	-
99C	NHS NORTH TYNESIDE CCG	A87023	SHIREMOOR HEALTH CENTRE	70	61%	39%	-
99C	NHS NORTH TYNESIDE CCG	A87027	GARDEN PARK SURGERY	73	53%	47%	-
99C	NHS NORTH TYNESIDE CCG	A87029	PARK ROAD MEDICAL PRACT	62	55%	45%	-
99C	NHS NORTH TYNESIDE CCG	A87030	REDBURN PARK MEDICAL CENTRE	73	49%	51%	-
99C	NHS NORTH TYNESIDE CCG	A87600	69 PARK PARADE	31	77%	23%	-
99C	NHS NORTH TYNESIDE CCG	A87612	WELLSPRING MEDICAL PRACT.	58	71%	29%	-
99C	NHS NORTH TYNESIDE CCG	A87615	THE HEALTH CENTRE	68	57%	43%	-
99C	NHS NORTH TYNESIDE CCG	Y02710	BATTLE HILL HEALTH CENTRE	66	56%	44%	-

Table 9 : Breastfeeding initiation, by GP Practice, CCG, Area Team 2013/14 - Annual

Source: NHS England

Crown Copyright © 2014



Code	CCG Name	Code	GP Practice name	Number of maternities	Percentage mothers Initiating Breastfeeding	Percentage mothers not Initiating Breastfeeding	Percentage mothers with no known status
02P	NHS BARNSLEY CCG	C85001	THE GOLDTHORPE CENTRE	40	43%	58%	-
02P	NHS BARNSLEY CCG	C85003	ASHVILLE MEDICAL PRACTICE	120	51%	48%	*
02P	NHS BARNSLEY CCG	C85004	19 HIGH STREET	118	85%	14%	*
02P	NHS BARNSLEY CCG	C85005	SURGERY	50	54%	44%	*
02P	NHS BARNSLEY CCG	C85006	91 DODWORTH ROAD	32	59%	38%	*
02P	NHS BARNSLEY CCG	C85007	THE DOVE VALLEY PRACTICE	94	55%	44%	*
02P	NHS BARNSLEY CCG	C85008	WALDESLADE SURGERY	108	72%	25%	*
02P	NHS BARNSLEY CCG	C85009	THE MEDICAL CENTRE	68	59%	41%	-
02P	NHS BARNSLEY CCG	C85010	HILL BROW SURGERY	63	75%	25%	-
02P	NHS BARNSLEY CCG	C85012	GREAT HOUGHTON MEDICAL CENTRE	14	43%	57%	-
02P	NHS BARNSLEY CCG	C85013	CHAPELFIELD MEDICAL CENTRE	96	60%	39%	*
02P	NHS BARNSLEY CCG	C85014	WHITE ROSE MED PRACTICE	87	53%	47%	-
02P	NHS BARNSLEY CCG	C85015	100 ROTHERHAM ROAD	42	60%	40%	-
02P	NHS BARNSLEY CCG	C85016	WOODGROVE SURGERY	135	58%	41%	*
02P	NHS BARNSLEY CCG	C85017	94 PARK GROVE	76	53%	47%	-
02P	NHS BARNSLEY CCG	C85018	GRIMETHORPE SURGERY	76	47%	51%	*
02P	NHS BARNSLEY CCG	C85019	124-126 PARK GROVE	28	75%	25%	-
02P	NHS BARNSLEY CCG	C85020	6 HUDDERSFIELD ROAD	108	69%	31%	*
02P	NHS BARNSLEY CCG	C85022	HOYLAND MEDICAL PRACTICE	94	64%	31%	*
02P	NHS BARNSLEY CCG	C85023	THE THURNSCOE CENTRE	66	35%	65%	-
02P	NHS BARNSLEY CCG	C85024	48 HIGH STREET	32	69%	28%	*
02P	NHS BARNSLEY CCG	C85026	APOLLO COURT MEDICAL CENTRE	40	70%	30%	-
02P	NHS BARNSLEY CCG	C85028	THE MEDICAL CENTRE	34	41%	59%	-
02P	NHS BARNSLEY CCG	C85030	WOMBWELL MEDICAL CENTRE	87	59%	41%	-
02P	NHS BARNSLEY CCG	C85033	VICTORIA MEDICAL CENTRE	91	71%	27%	*
02P	NHS BARNSLEY CCG	C85609	*NOT TO BE INCLUDED IN SURVEYS* BRAMPTON HE.	9	*	*	-
02P	NHS BARNSLEY CCG	C85614	THE HEALTH CENTRE	25	80%	*	-
02P	NHS BARNSLEY CCG	C85617	THE GOLDTHORPE CENTRE	28	50%	50%	-
02P	NHS BARNSLEY CCG	C85619	ST GEORGES MEDICAL PRACT	69	52%	48%	-
02P	NHS BARNSLEY CCG	C85622	MONK BRETTON HEALTH CENTRE	11	73%	*	-
02P	NHS BARNSLEY CCG	C85623	KINGSWELL SURGERY	34	85%	*	*
02P	NHS BARNSLEY CCG	C85624	COPE STREET SURGERY	30	40%	60%	-
02P	NHS BARNSLEY CCG	C85627	BRIERLEY MEDICAL CENTRE	41	63%	37%	-
02P	NHS BARNSLEY CCG	C85628	CAXTON HOUSE SURGERY	14	50%	50%	-
02P	NHS BARNSLEY CCG	Y00411	THE THURNSCOE CENTRE	77	45%	55%	-
02P	NHS BARNSLEY CCG	Y02644	HBP SURGERY LUNDWOOD	40	68%	30%	*
02P	NHS BARNSLEY CCG	Y02815	HIGHGATE SURGERY	36	56%	42%	*
02P	NHS BARNSLEY CCG	Y02850	LAKESIDE SURGERY	27	63%	37%	-
02Q	NHS BASSETLAW CCG	C84001	LARWOOD SURGERY	315	66%	34%	*
02Q	NHS BASSETLAW CCG	C84008	THE SURGERY	30	70%	30%	-
02Q	NHS BASSETLAW CCG	C84013	BRIDGEGATE SURGERY	54	74%	26%	-
02Q	NHS BASSETLAW CCG	C84024	NEWGATE MEDICAL GROUP	310	66%	34%	-
02Q	NHS BASSETLAW CCG	C84035	CROWN HOUSE SURGERY	113	78%	22%	-
02Q	NHS BASSETLAW CCG	C84052	THE MISTERTON GROUP PRACT	35	71%	29%	-
02Q	NHS BASSETLAW CCG	C84094	RIVERSIDE HEALTH CENTRE	97	76%	24%	-
02Q	NHS BASSETLAW CCG	C84101	HEALTH CENTRE	18	89%	*	-
02Q	NHS BASSETLAW CCG	C84143	TALL TREES SURGERY	58	69%	31%	-
02Q	NHS BASSETLAW CCG	C84692	THE SURGERY	16	88%	*	-
02Q	NHS BASSETLAW CCG	C84700	HARWORTH MEDICAL CENTRE	9	78%	*	-
02Q	NHS BASSETLAW CCG	Y02833	WESTWOOD 8-8 PRIMARY CARE CENTRE	52	58%	40%	*
02Q	NHS BASSETLAW CCG	Y03762	BASSETLAW HEALTH PARTNERSHIP	*	*	-	-
02X	NHS DONCASTER CCG	C86001	THE HEALTH CENTRE	111	58%	41%	*
02X	NHS DONCASTER CCG	C86002	BENTLEY HEALTH CENTRE	67	52%	48%	-
02X	NHS DONCASTER CCG	C86003	HEATHFIELD HEALTH CENTRE	110	65%	33%	*
02X	NHS DONCASTER CCG	C86005	MEXBOROUGH HEALTH CENTRE	41	56%	44%	-
02X	NHS DONCASTER CCG	C86006	8-9 REGENT SQUARE	96	69%	31%	-
02X	NHS DONCASTER CCG	C86007	4 ALBION PLACE	101	85%	15%	-

Table 9 : Breastfeeding initiation, by GP Practice, CCG, Area Team 2013/14 - Annual

Source: NHS England

Crown Copyright © 2014



Code	CCG Name	Code	GP Practice name	Number of maternities	Percentage mothers Initiating Breastfeeding	Percentage mothers not Initiating Breastfeeding	Percentage mothers with no known status
02X	NHS DONCASTER CCG	C86009	THE MAYFLOWER MED PRACT	60	80%	20%	-
02X	NHS DONCASTER CCG	C86011	54 THORNE ROAD	154	83%	17%	-
02X	NHS DONCASTER CCG	C86012	THE OAKWOOD SURGERY	40	73%	28%	-
02X	NHS DONCASTER CCG	C86013	TICKHILL & COLLIERY MEDICAL PRACTICE	69	75%	23%	*
02X	NHS DONCASTER CCG	C86014	PRINCESS MEDICAL CENTRE	94	62%	38%	-
02X	NHS DONCASTER CCG	C86015	THE ROSSINGTON PRACTICE	84	62%	38%	-
02X	NHS DONCASTER CCG	C86016	THE LAKESIDE PRACTICE	81	59%	41%	-
02X	NHS DONCASTER CCG	C86017	KINGTHORNE GROUP PRACTICE	108	75%	25%	-
02X	NHS DONCASTER CCG	C86018	NORTHFIELD SURGERY	115	55%	45%	-
02X	NHS DONCASTER CCG	C86019	THE SCOTT PRACTICE	163	72%	26%	*
02X	NHS DONCASTER CCG	C86020	ST.JOHNS GROUP PRACTICE	110	65%	34%	*
02X	NHS DONCASTER CCG	C86021	WHITE HOUSE FARM MED CTR	79	73%	27%	-
02X	NHS DONCASTER CCG	C86022	THE HEALTH CENTRE	99	72%	28%	-
02X	NHS DONCASTER CCG	C86023	128 HIGH STREET	103	61%	38%	*
02X	NHS DONCASTER CCG	C86024	THE HEALTH CENTRE	100	55%	45%	-
02X	NHS DONCASTER CCG	C86025	THE MEDICAL CENTRE	92	60%	40%	-
02X	NHS DONCASTER CCG	C86026	THE HEALTH CENTRE	56	61%	39%	-
02X	NHS DONCASTER CCG	C86029	ST VINCENT MEDICAL CENTRE	173	71%	29%	-
02X	NHS DONCASTER CCG	C86030	THE PHOENIX MEDICAL PRACT	26	62%	38%	-
02X	NHS DONCASTER CCG	C86032	SCAWSBY HEALTH CENTRE	69	72%	28%	-
02X	NHS DONCASTER CCG	C86033	MARTINWELLS CTR	64	55%	45%	-
02X	NHS DONCASTER CCG	C86034	THE NEW SURGERY	73	56%	42%	*
02X	NHS DONCASTER CCG	C86037	THE SURGERY	113	47%	53%	-
02X	NHS DONCASTER CCG	C86038	PETERSGATE MEDICAL CENTRE	100	64%	36%	-
02X	NHS DONCASTER CCG	C86039	THE VILLAGE PRACTICE	69	64%	36%	-
02X	NHS DONCASTER CCG	C86605	THE ASKERN MED PRACTICE	99	64%	33%	*
02X	NHS DONCASTER CCG	C86606	BARNBURGH SURGERY	20	85%	*	-
02X	NHS DONCASTER CCG	C86609	AUCKLEY SURGERY	18	83%	*	*
02X	NHS DONCASTER CCG	C86611	DUNSVILLE MEDICAL CENTRE	48	75%	23%	*
02X	NHS DONCASTER CCG	C86612	*NOT INCLUDED IN SURVEYS* THE SURGERY	21	38%	62%	-
02X	NHS DONCASTER CCG	C86613	THE NELSON PRACTICE	35	71%	29%	-
02X	NHS DONCASTER CCG	C86614	THORNE MOORS MEDICAL PRACTICE	88	55%	45%	-
02X	NHS DONCASTER CCG	C86616	1 WHEATLEY STREET	60	48%	52%	-
02X	NHS DONCASTER CCG	C86621	WEST END CLINIC	82	45%	55%	-
02X	NHS DONCASTER CCG	C86623	BENTLEY HEALTH CENTRE	26	50%	50%	-
02X	NHS DONCASTER CCG	C86625	CONISBOROUGH MEDICAL PRACTICE	32	59%	41%	-
02X	NHS DONCASTER CCG	C86626	PARK VIEW SURGERY	22	73%	27%	-
02X	NHS DONCASTER CCG	Y02635	DONCASTER 8 TO 8 HEALTH CENTRE	241	81%	19%	-
03L	NHS ROTHERHAM CCG	C87002	DINNINGTON GROUP PRACTICE	251	69%	31%	*
03L	NHS ROTHERHAM CCG	C87003	WOODSTOCK BOWER GROUP PRACTICE	137	67%	32%	*
03L	NHS ROTHERHAM CCG	C87004	KIVETON PARK PRIMARY CARE	111	73%	23%	*
03L	NHS ROTHERHAM CCG	C87005	ST.ANN'S MEDICAL CENTRE	198	53%	44%	3%
03L	NHS ROTHERHAM CCG	C87006	MAGNA GROUP PRACTICE	54	67%	33%	-
03L	NHS ROTHERHAM CCG	C87007	THE STAG MEDICAL CENTRE	83	71%	27%	*
03L	NHS ROTHERHAM CCG	C87008	SWALLOWNEST HEALTH CENTRE	181	70%	25%	5%
03L	NHS ROTHERHAM CCG	C87009	BRINSWORTH MEDICAL CENTRE	91	70%	23%	7%
03L	NHS ROTHERHAM CCG	C87010	THE SURGERY	67	57%	43%	-
03L	NHS ROTHERHAM CCG	C87012	BROOM LANE MEDICAL CENTRE	134	65%	34%	*
03L	NHS ROTHERHAM CCG	C87013	PARKGATE MEDICAL CENTRE	73	58%	41%	*
03L	NHS ROTHERHAM CCG	C87014	TREETON MEDICAL CENTRE	70	64%	31%	*
03L	NHS ROTHERHAM CCG	C87015	WICKERSLEY HEALTH CENTRE	66	70%	29%	*
03L	NHS ROTHERHAM CCG	C87016	MORTHEN ROAD SURGERY	95	73%	26%	*
03L	NHS ROTHERHAM CCG	C87017	CLIFTON MEDICAL CENTRE	159	60%	38%	*
03L	NHS ROTHERHAM CCG	C87018	THE SURGERY	90	61%	38%	*
03L	NHS ROTHERHAM CCG	C87020	GREENSIDE SURGERY	58	71%	29%	-
03L	NHS ROTHERHAM CCG	C87022	THE VILLAGE SURGERY	85	49%	46%	*
03L	NHS ROTHERHAM CCG	C87023	DALTON HEALTH CENTRE	61	46%	54%	-

Table 9 : Breastfeeding initiation, by GP Practice, CCG, Area Team 2013/14 - Annual

Source: NHS England

Crown Copyright © 2014



Code	CCG Name	Code	GP Practice name	Number of maternities	Percentage mothers Initiating Breastfeeding	Percentage mothers not Initiating Breastfeeding	Percentage mothers with no known status
03L	NHS ROTHERHAM CCG	C87024	RAWMARSH HEALTH CENTRE	43	47%	53%	-
03L	NHS ROTHERHAM CCG	C87029	THE MARKET SURGERY	127	67%	31%	*
03L	NHS ROTHERHAM CCG	C87030	CROWN STREET SURGERY	81	58%	41%	*
03L	NHS ROTHERHAM CCG	C87031	MALTBYS SERVICE CTR	49	65%	35%	-
03L	NHS ROTHERHAM CCG	C87603	GREASBROUGH MEDICAL CTR	39	56%	44%	-
03L	NHS ROTHERHAM CCG	C87604	THORPE HESLEY SURGERY	107	60%	38%	*
03L	NHS ROTHERHAM CCG	C87606	QUEENS MEDICAL CENTRE	21	38%	57%	*
03L	NHS ROTHERHAM CCG	C87608	50 SHAKESPEARE ROAD	118	51%	48%	*
03L	NHS ROTHERHAM CCG	C87609	ROSEHILL MEDICAL CENTRE	39	54%	44%	*
03L	NHS ROTHERHAM CCG	C87610	245/247 CANKLOW ROAD	33	33%	58%	*
03L	NHS ROTHERHAM CCG	C87612	SURGERY OF LIGHT	22	77%	*	-
03L	NHS ROTHERHAM CCG	C87616	BLYTH ROAD MEDICAL CENTRE	17	71%	*	*
03L	NHS ROTHERHAM CCG	C87617	THRYBERGH MEDICAL CENTRE	23	57%	39%	*
03L	NHS ROTHERHAM CCG	C87620	MANOR FIELD SURGERY	66	59%	38%	*
03L	NHS ROTHERHAM CCG	C87621	BROOM VALLEY MEDICAL CTR	20	80%	*	-
03L	NHS ROTHERHAM CCG	C87622	THE GATE SURGERY	50	58%	42%	-
03L	NHS ROTHERHAM CCG	Y02616	CHANNTRY BRIDGE MEDICAL CTR	14	71%	*	-
03N	NHS SHEFFIELD CCG	C88005	WALKLEY HOUSE MEDICAL CENTRE	140	90%	-	10%
03N	NHS SHEFFIELD CCG	C88006	NORFOLK PARK HEALTH CENTRE	42	67%	*	31%
03N	NHS SHEFFIELD CCG	C88007	PORTER BROOK MEDICAL CENTRE	162	98%	-	*
03N	NHS SHEFFIELD CCG	C88008	PITSMOOR SURGERY	133	89%	*	11%
03N	NHS SHEFFIELD CCG	C88009	FOXHILL MEDICAL CENTRE	82	70%	*	29%
03N	NHS SHEFFIELD CCG	C88010	BURNCROSS SURGERY	137	76%	*	23%
03N	NHS SHEFFIELD CCG	C88011	BUCHANAN ROAD SURGERY	62	55%	-	45%
03N	NHS SHEFFIELD CCG	C88013	WESTFIELD HEALTH CENTRE	32	63%	-	38%
03N	NHS SHEFFIELD CCG	C88014	NORWOOD MEDICAL CENTRE	100	75%	-	25%
03N	NHS SHEFFIELD CCG	C88015	THE MEADOWHEAD GROUP PRACTICE	92	78%	*	20%
03N	NHS SHEFFIELD CCG	C88016	CARTERKNOWLE & DORE	132	92%	-	8%
03N	NHS SHEFFIELD CCG	C88018	TRAMWAYS MEDICAL CENTRE	91	86%	-	14%
03N	NHS SHEFFIELD CCG	C88019	GLEADLESS MEDICAL CENTRE	126	69%	*	30%
03N	NHS SHEFFIELD CCG	C88020	WHITEHOUSE SURGERY	100	68%	*	31%
03N	NHS SHEFFIELD CCG	C88021	FAR LANE MEDICAL CENTRE	74	78%	-	22%
03N	NHS SHEFFIELD CCG	C88022	STONECROFT MEDICAL CENTRE	41	88%	*	*
03N	NHS SHEFFIELD CCG	C88023	SOTHALL MEDICAL CENTRE	104	76%	*	23%
03N	NHS SHEFFIELD CCG	C88024	THE AVENUE MEDICAL PRACT	63	75%	*	21%
03N	NHS SHEFFIELD CCG	C88025	BIRLEY HEALTH CENTRE	93	75%	-	25%
03N	NHS SHEFFIELD CCG	C88026	THE SLOAN PRACTICE	150	84%	*	15%
03N	NHS SHEFFIELD CCG	C88027	UPWELL STREET SURGERY	75	84%	*	15%
03N	NHS SHEFFIELD CCG	C88028	BROOMHILL SURGERY	64	95%	-	*
03N	NHS SHEFFIELD CCG	C88030	DUKE MEDICAL CENTRE	76	68%	*	30%
03N	NHS SHEFFIELD CCG	C88031	UPPERTHORPE MEDICAL CTR.	106	91%	-	9%
03N	NHS SHEFFIELD CCG	C88032	CHARNOCK HTH PRIM CRE CTR	57	79%	*	19%
03N	NHS SHEFFIELD CCG	C88033	THE FLOWERS HEALTH CENTRE	65	68%	-	32%
03N	NHS SHEFFIELD CCG	C88034	THE SURGERY	67	94%	-	*
03N	NHS SHEFFIELD CCG	C88035	FIRTH PARK SURGERY	150	79%	*	20%
03N	NHS SHEFFIELD CCG	C88036	HANDSWORTH MEDICAL CENTRE	114	78%	*	21%
03N	NHS SHEFFIELD CCG	C88037	BASLOW ROAD SURGERY	84	85%	*	14%
03N	NHS SHEFFIELD CCG	C88038	THE MATHEWS PRACTICE	96	83%	-	17%
03N	NHS SHEFFIELD CCG	C88039	ECCLESFIELD GROUP PRACT	85	67%	-	33%
03N	NHS SHEFFIELD CCG	C88040	UGHTIBRIDGE SURGERY	49	90%	-	*
03N	NHS SHEFFIELD CCG	C88041	WOODSEATS MEDICAL CENTRE	100	90%	*	9%
03N	NHS SHEFFIELD CCG	C88042	PARK HEALTH CENTRE	75	67%	-	33%
03N	NHS SHEFFIELD CCG	C88043	TRAMWAYS MEDICAL CENTRE	156	83%	-	17%
03N	NHS SHEFFIELD CCG	C88044	MANCHESTER ROAD SURGERY	33	100%	-	-
03N	NHS SHEFFIELD CCG	C88045	DYKES HALL MEDICAL CENTRE	97	81%	-	19%
03N	NHS SHEFFIELD CCG	C88046	ABBAY LANE SURGERY	31	90%	-	*
03N	NHS SHEFFIELD CCG	C88047	WINCOBANK MEDICAL CENTRE	75	76%	*	19%

Table 9 : Breastfeeding initiation, by GP Practice, CCG, Area Team 2013/14 - Annual

Source: NHS England

Crown Copyright © 2014



Code	CCG Name	Code	GP Practice name	Number of maternities	Percentage mothers Initiating Breastfeeding	Percentage mothers not Initiating Breastfeeding	Percentage mothers with no known status
03N	NHS SHEFFIELD CCG	C88048	BURNGREAVE SURGERY	125	82%	-	18%
03N	NHS SHEFFIELD CCG	C88049	ELM LANE SURGERY	54	76%	-	24%
03N	NHS SHEFFIELD CCG	C88050	JAUNTY SPRINGS HEALTH CTR	29	59%	-	41%
03N	NHS SHEFFIELD CCG	C88051	PAGE HALL MEDICAL CENTRE	142	85%	*	14%
03N	NHS SHEFFIELD CCG	C88052	THE HOLLIES MEDICAL CTR	53	100%	-	-
03N	NHS SHEFFIELD CCG	C88053	FALKLAND HOUSE	26	100%	-	-
03N	NHS SHEFFIELD CCG	C88054	GRENOSIDE SURGERY	79	73%	-	27%
03N	NHS SHEFFIELD CCG	C88057	CROOKES VALLEY MED. CTR.	25	96%	-	*
03N	NHS SHEFFIELD CCG	C88059	HAROLD STREET MEDICAL CTR	14	100%	-	-
03N	NHS SHEFFIELD CCG	C88060	SHARROW LANE MEDICAL CENTRE	54	89%	-	11%
03N	NHS SHEFFIELD CCG	C88061	BENTS GREEN SURGERY	11	100%	-	-
03N	NHS SHEFFIELD CCG	C88062	RUSTLINGS ROAD MED. CTR.	73	93%	-	*
03N	NHS SHEFFIELD CCG	C88068	TOTLEY RISE MEDICAL CENTRE	24	92%	-	*
03N	NHS SHEFFIELD CCG	C88069	HIGHGATE SURGERY	270	80%	2%	18%
03N	NHS SHEFFIELD CCG	C88070	SHIREGREEN MEDICAL CENTRE	126	71%	-	29%
03N	NHS SHEFFIELD CCG	C88072	WOODHOUSE HEALTH CENTRE	129	71%	-	29%
03N	NHS SHEFFIELD CCG	C88073	HEELEY GREEN SURGERY	49	82%	-	18%
03N	NHS SHEFFIELD CCG	C88074	DEEPCAR MEDICAL CENTRE	52	83%	*	15%
03N	NHS SHEFFIELD CCG	C88075	DARNALL HEALTH CENTRE	30	73%	-	27%
03N	NHS SHEFFIELD CCG	C88076	DEVONSHIRE GREEN MED.CTR.	93	96%	-	*
03N	NHS SHEFFIELD CCG	C88077	THE HEALTH CARE SURGERY	77	56%	-	44%
03N	NHS SHEFFIELD CCG	C88078	MOSBOROUGH HEALTH CENTRE	66	74%	*	20%
03N	NHS SHEFFIELD CCG	C88079	THE CROOKES PRACTICE	105	93%	-	7%
03N	NHS SHEFFIELD CCG	C88082	CARRFIELD MEDICAL CENTRE	10	70%	-	*
03N	NHS SHEFFIELD CCG	C88083	SELBORNE ROAD MED. CTR.	21	100%	-	-
03N	NHS SHEFFIELD CCG	C88084	DARNALL HEALTH CENTRE	35	86%	-	*
03N	NHS SHEFFIELD CCG	C88085	RICHMOND MEDICAL CENTRE	118	71%	-	29%
03N	NHS SHEFFIELD CCG	C88086	SOUTHEY GREEN MEDICAL CTR	36	56%	-	44%
03N	NHS SHEFFIELD CCG	C88087	DOVERCOURT SURGERY	64	77%	-	23%
03N	NHS SHEFFIELD CCG	C88088	EAST BANK MEDICAL CENTRE	82	55%	-	45%
03N	NHS SHEFFIELD CCG	C88090	MANOR PARK MEDICAL CENTRE	55	65%	-	35%
03N	NHS SHEFFIELD CCG	C88091	BARNESLEY ROAD SURGERY	40	55%	-	45%
03N	NHS SHEFFIELD CCG	C88092	VALLEY MEDICAL CENTRE	95	82%	*	17%
03N	NHS SHEFFIELD CCG	C88095	MILL ROAD SURGERY	40	75%	-	25%
03N	NHS SHEFFIELD CCG	C88096	HACKENTHORPE MEDICAL CENTRE	68	75%	*	24%
03N	NHS SHEFFIELD CCG	C88622	SHEFFIELD MEDICAL CENTRE	20	90%	-	*
03N	NHS SHEFFIELD CCG	C88626	MANOR TOP MEDICAL CENTRE	27	63%	-	37%
03N	NHS SHEFFIELD CCG	C88627	UNIVERSITY HEALTH SERVICE	37	100%	-	-
03N	NHS SHEFFIELD CCG	C88631	MEERSBROOK MEDICAL CENTRE	11	82%	-	*
03N	NHS SHEFFIELD CCG	C88638	MANOR TOP MEDICAL CENTRE	15	73%	-	*
03N	NHS SHEFFIELD CCG	C88643	DUNNINC ROAD SURGERY	42	64%	-	36%
03N	NHS SHEFFIELD CCG	C88647	OWLTHORPE SURGERY	37	78%	*	16%
03N	NHS SHEFFIELD CCG	C88648	CRYSTAL PEAKS MEDICAL CENTRE	80	74%	-	26%
03N	NHS SHEFFIELD CCG	C88652	GREYSTONES MEDICAL CENTRE	49	96%	-	*
03N	NHS SHEFFIELD CCG	C88653	GREENHILL HEALTH CENTRE	13	77%	-	*
03N	NHS SHEFFIELD CCG	C88655	THE MEDICAL CENTRE	*	*	-	*
03N	NHS SHEFFIELD CCG	C88656	STANNINGTON MEDICAL CTR	23	83%	-	*
03N	NHS SHEFFIELD CCG	Y02566	SHEFFIELD CITY GP MEDICAL CENTRE	78	96%	-	*

Table 9 : Breastfeeding initiation, by GP Practice, CCG, Area Team 2013/14 - Annual

Source: NHS England
Crown Copyright © 2014



Code	CCG Name	Code	GP Practice name	Number of maternities	Percentage mothers Initiating Breastfeeding	Percentage mothers not Initiating Breastfeeding	Percentage mothers with no known status
02N	NHS AIREDALE, WHARFDALE AND CRAVE	B82007	TOWNHEAD SURGERIES	59	92%	*	-
02N	NHS AIREDALE, WHARFDALE AND CRAVE	B82020	CROSSHILLS HEALTH CENTRE	99	86%	14%	-
02N	NHS AIREDALE, WHARFDALE AND CRAVE	B82028	FISHER MEDICAL CENTRE	99	83%	16%	-
02N	NHS AIREDALE, WHARFDALE AND CRAVE	B82053	DYNELEY HOUSE SURGERY	103	85%	15%	-
02N	NHS AIREDALE, WHARFDALE AND CRAVE	B82099	GRASSINGTON MEDICAL CTR.	23	91%	*	-
02N	NHS AIREDALE, WHARFDALE AND CRAVE	B83002	ILKLEY AND WHARFEDALE MEDICAL	32	97%	*	-
02N	NHS AIREDALE, WHARFDALE AND CRAVE	B83006	SILSDEN HEALTH CENTRE	117	77%	23%	-
02N	NHS AIREDALE, WHARFDALE AND CRAVE	B83008	LING HOUSE MEDICAL CENTRE	170	67%	33%	-
02N	NHS AIREDALE, WHARFDALE AND CRAVE	B83019	GRANGE PARK SURGERY	55	93%	*	-
02N	NHS AIREDALE, WHARFDALE AND CRAVE	B83021	FARFIELD GROUP PRACTICE	160	63%	37%	-
02N	NHS AIREDALE, WHARFDALE AND CRAVE	B83023	HOLYCROFT SURGERY	160	69%	30%	*
02N	NHS AIREDALE, WHARFDALE AND CRAVE	B83027	THE HAWORTH MEDICAL PRACTICE	91	88%	12%	-
02N	NHS AIREDALE, WHARFDALE AND CRAVE	B83033	KILMENY SURGERY	187	65%	35%	*
02N	NHS AIREDALE, WHARFDALE AND CRAVE	B83061	OAKWORTH HEALTH CENTRE	46	83%	17%	-
02N	NHS AIREDALE, WHARFDALE AND CRAVE	B83602	1 MEDICARE AT NORTH STREET SURGERY	139	76%	24%	-
02N	NHS AIREDALE, WHARFDALE AND CRAVE	B83620	THE SURGERY 103 MAIN STREET AD	31	90%	*	-
02N	NHS AIREDALE, WHARFDALE AND CRAVE	B83624	ILKLEY MOOR MEDICAL PRACT	87	93%	7%	-
02R	NHS BRADFORD DISTRICTS CCG	B83005	THORNBURY MEDICAL CENTRE	134	56%	43%	*
02R	NHS BRADFORD DISTRICTS CCG	B83007	THE HEATON MEDICAL PRACT	81	73%	25%	*
02R	NHS BRADFORD DISTRICTS CCG	B83009	SUNNYBANK MEDICAL CENTRE	118	63%	37%	-
02R	NHS BRADFORD DISTRICTS CCG	B83010	PARKLANDS MEDICAL PRAC	112	64%	36%	-
02R	NHS BRADFORD DISTRICTS CCG	B83011	WOODROYD CENTRE	107	69%	31%	-
02R	NHS BRADFORD DISTRICTS CCG	B83012	CARLTON MEDICAL PRACTICE	64	64%	33%	*
02R	NHS BRADFORD DISTRICTS CCG	B83013	WESTCLIFFE MEDICAL CENTRE	144	63%	36%	-
02R	NHS BRADFORD DISTRICTS CCG	B83014	BINGLEY MEDICAL PRACTICE	132	83%	17%	-
02R	NHS BRADFORD DISTRICTS CCG	B83015	HIGHFIELD HEALTH CENTRE	134	53%	46%	*
02R	NHS BRADFORD DISTRICTS CCG	B83017	HORTON BANK PRACTICE	94	68%	31%	*
02R	NHS BRADFORD DISTRICTS CCG	B83018	IDLE MEDICAL CENTRE	138	63%	36%	*
02R	NHS BRADFORD DISTRICTS CCG	B83020	THE WILLOWS MEDICAL CTR.	78	71%	28%	*
02R	NHS BRADFORD DISTRICTS CCG	B83022	THE SURGERY	92	88%	12%	-
02R	NHS BRADFORD DISTRICTS CCG	B83028	WIBSEY & QUEENSBURY MED P	120	66%	32%	*
02R	NHS BRADFORD DISTRICTS CCG	B83029	DR COLLINS & PARTNERS	94	65%	35%	-
02R	NHS BRADFORD DISTRICTS CCG	B83030	THORNTON MEDICAL CENTRE	92	74%	25%	*
02R	NHS BRADFORD DISTRICTS CCG	B83031	DRS HAFIZ & WHITFIELD	33	82%	*	*
02R	NHS BRADFORD DISTRICTS CCG	B83032	BRADFORD MOOR PRACTICE	72	61%	36%	*
02R	NHS BRADFORD DISTRICTS CCG	B83035	HORTON PARK SURGERY	148	70%	28%	*
02R	NHS BRADFORD DISTRICTS CCG	B83037	WILSDEN HEALTH CENTRE	87	80%	17%	*
02R	NHS BRADFORD DISTRICTS CCG	B83038	LEYLANDS MEDICAL CENTRE	119	80%	18%	*
02R	NHS BRADFORD DISTRICTS CCG	B83039	WINDHILL GREEN MED.CENTRE	152	66%	33%	*
02R	NHS BRADFORD DISTRICTS CCG	B83040	SALTARE MEDICAL CENTRE	120	85%	15%	-
02R	NHS BRADFORD DISTRICTS CCG	B83041	BOWLING HALL MED PRACTICE	134	69%	31%	-
02R	NHS BRADFORD DISTRICTS CCG	B83042	ROOLEY LANE MED. CENTRE	88	52%	47%	*
02R	NHS BRADFORD DISTRICTS CCG	B83043	WOODROYD CENTRE	82	71%	29%	-
02R	NHS BRADFORD DISTRICTS CCG	B83044	HIGHFIELD HEALTH CENTRE	113	50%	50%	-
02R	NHS BRADFORD DISTRICTS CCG	B83045	MAYFIELD MEDICAL CENTRE	85	71%	29%	-
02R	NHS BRADFORD DISTRICTS CCG	B83049	COWGILL MEDICAL PRACTICE	33	61%	39%	-
02R	NHS BRADFORD DISTRICTS CCG	B83050	THE GRANGE PRACTICE	104	65%	35%	-
02R	NHS BRADFORD DISTRICTS CCG	B83054	HAIH HALL MEDICAL CENTRE	51	69%	29%	*
02R	NHS BRADFORD DISTRICTS CCG	B83055	THE RIDGE MEDICAL PRACTICE	418	66%	33%	*
02R	NHS BRADFORD DISTRICTS CCG	B83056	MOORSIDE SURGERY	67	61%	36%	*
02R	NHS BRADFORD DISTRICTS CCG	B83062	ASHCROFT SURGERY NEWLANDS WAY	134	63%	35%	*
02R	NHS BRADFORD DISTRICTS CCG	B83063	SHIPLEY HEALTH CENTRE	107	75%	25%	-
02R	NHS BRADFORD DISTRICTS CCG	B83064	WROSE HEALTH CENTRE	123	67%	33%	*
02R	NHS BRADFORD DISTRICTS CCG	B83067	THE SPRINGFIELD SURGERY	91	78%	22%	-
02R	NHS BRADFORD DISTRICTS CCG	B83071	PHOENIX MEDICAL PRACTICE	72	64%	33%	*
02R	NHS BRADFORD DISTRICTS CCG	B83631	ONE MEDICARE@ WOODHEAD ROAD SURGERY	53	74%	26%	-
02R	NHS BRADFORD DISTRICTS CCG	B83641	ASHWELL MEDICAL CENTRE	156	69%	30%	*
02R	NHS BRADFORD DISTRICTS CCG	Y01118	THE SURGERY	35	51%	46%	*
02T	NHS CALDERDALE CCG	B84001	STATION ROAD SURGERY	126	83%	17%	*
02T	NHS CALDERDALE CCG	B84002	252 QUEENS ROAD	129	71%	28%	*
02T	NHS CALDERDALE CCG	B84003	RYDINGS HALL SURGERY	95	79%	20%	*
02T	NHS CALDERDALE CCG	B84004	VALLEY MEDICAL CENTRE	135	92%	8%	-
02T	NHS CALDERDALE CCG	B84005	ROSEGARTH SURGERY	108	82%	18%	-
02T	NHS CALDERDALE CCG	B84006	NEW TODMORDEN HEALTH CENTRE	148	82%	18%	-
02T	NHS CALDERDALE CCG	B84007	THE SURGERY	77	91%	9%	-
02T	NHS CALDERDALE CCG	B84008	KOS CLINIC	113	88%	12%	-
02T	NHS CALDERDALE CCG	B84009	STAINLAND ROAD MEDICAL CENTRE	121	86%	13%	*
02T	NHS CALDERDALE CCG	B84010	KEIGHLEY ROAD SURGERY	101	65%	34%	*
02T	NHS CALDERDALE CCG	B84011	THE CHURCH LANE SURGERY	112	76%	24%	-
02T	NHS CALDERDALE CCG	B84012	SPRING HALL GROUP PRACT	117	82%	17%	*
02T	NHS CALDERDALE CCG	B84013	THE PLANE TREES GRP PRACT	109	83%	17%	-
02T	NHS CALDERDALE CCG	B84014	RASTRICK HEALTH CENTRE	34	91%	*	-
02T	NHS CALDERDALE CCG	B84016	BANKFIELD SURGERY	89	80%	19%	*
02T	NHS CALDERDALE CCG	B84017	BURLEY STREET SURGERY	26	85%	*	-
02T	NHS CALDERDALE CCG	B84019	THE BOULEVARD MEDICAL PRACTICE	110	85%	15%	-
02T	NHS CALDERDALE CCG	B84021	KING CROSS SURGERY	76	79%	21%	-
02T	NHS CALDERDALE CCG	B84610	HORNE STREET SURGERY	92	70%	30%	-
02T	NHS CALDERDALE CCG	B84612	LISTER LANE SURGERY	98	72%	28%	-
02T	NHS CALDERDALE CCG	B84613	BEECHWOOD MEDICAL CENTRE	126	76%	24%	-
02T	NHS CALDERDALE CCG	B84615	SOUTHOWRAM SURGERY	34	88%	*	-
02T	NHS CALDERDALE CCG	B84618	CARITAS GRP PRACTICE	133	89%	30%	*
02T	NHS CALDERDALE CCG	B84623	LONGROYDE SURGERY	54	80%	20%	-
02T	NHS CALDERDALE CCG	Y02572	PARK COMMUNITY PRACTICE	83	81%	19%	-
02V	NHS LEEDS NORTH CCG	Y03112	ASSURA LEEDS LLP	33	64%	36%	*
02V	NHS LEEDS NORTH CCG	B86008	THE BLOMFIELD PRACTICE	70	87%	11%	-
02V	NHS LEEDS NORTH CCG	B86010	CHURCH VIEW SURGERY	78	94%	*	*
02V	NHS LEEDS NORTH CCG	B86013	NORTH LEEDS MEDICAL PRACTICE	267	82%	18%	-
02V	NHS LEEDS NORTH CCG	B86019	RUTLAND LODGE MC	163	90%	10%	-

Table 9 : Breastfeeding initiation, by GP Practice, CCG, Area Team 2013/14 - Annual

Source: NHS England
Crown Copyright © 2014



Code	CCG Name	Code	GP Practice name	Number of maternities	Percentage mothers Initiating Breastfeeding	Percentage mothers not Initiating Breastfeeding	Percentage mothers with no known status
02W	NHS LEEDS NORTH CCG	B86022	THE CHAPELOAK PRACTICE	161	75%	24%	-
02W	NHS LEEDS NORTH CCG	B86023	24 THE AVENUE	26	88%	*	-
02W	NHS LEEDS NORTH CCG	B86029	WESTGATE SURGERY	44	86%	14%	-
02W	NHS LEEDS NORTH CCG	B86031	WESTFIELD MEDICAL CENTRE	44	77%	23%	-
02W	NHS LEEDS NORTH CCG	B86032	CHEVIN MEDICAL PRACTICE	92	83%	17%	-
02W	NHS LEEDS NORTH CCG	B86033	CROSSLEY ST SURGERY	96	82%	17%	*
02W	NHS LEEDS NORTH CCG	B86034	SPA SURGERY	50	84%	16%	-
02W	NHS LEEDS NORTH CCG	B86039	ALLERTON MEDICAL CENTRE	66	97%	*	-
02W	NHS LEEDS NORTH CCG	B86046	CHARLES STREET SURGERY	77	78%	21%	*
02W	NHS LEEDS NORTH CCG	B86049	WOODHOUSE HEALTH CENTRE	126	83%	17%	-
02W	NHS LEEDS NORTH CCG	B86056	SHADWELL MEDICAL CENTRE	54	87%	13%	-
02W	NHS LEEDS NORTH CCG	B86059	MEANWOOD HEALTH CENTRE	162	85%	15%	-
02W	NHS LEEDS NORTH CCG	B86066	THE STREET LANE PRACTICE	164	94%	6%	-
02W	NHS LEEDS NORTH CCG	B86070	THAKUR - SILVER LANE SURGERY	31	77%	23%	-
02W	NHS LEEDS NORTH CCG	B86100	ST MARTINS PRACTICE	66	92%	*	-
02W	NHS LEEDS NORTH CCG	B86106	FOUNDRY LANE SURGERY	101	46%	54%	-
02W	NHS LEEDS NORTH CCG	B86107	MOORCROFT SURGERY	60	83%	17%	-
02W	NHS LEEDS NORTH CCG	B86108	CHAPELTOWN FAMILY SURGERY	76	78%	22%	-
02W	NHS LEEDS NORTH CCG	B86625	WETHERBY SURGERY	30	90%	*	-
02W	NHS LEEDS NORTH CCG	B86651	67 HILTON ROAD	21	81%	*	-
02W	NHS LEEDS NORTH CCG	B86654	OAKWOOD SURGERY	67	99%	*	-
02W	NHS LEEDS NORTH CCG	B86666	NEWTON SURGERY	71	73%	27%	-
02W	NHS LEEDS NORTH CCG	B86673	BRAMHAM MEDICAL CENTRE	39	92%	*	-
02W	NHS LEEDS NORTH CCG	Y02002	ONE MEDICARE LLP	94	96%	*	-
02W	NHS BRADFORD CITY CCG	B83016	FARROW MEDICAL CENTRE	83	69%	29%	*
02W	NHS BRADFORD CITY CCG	B83025	LITTLE HORTON LANE MEDICAL CENTRE	59	69%	29%	*
02W	NHS BRADFORD CITY CCG	B83026	THE PRIMROSE SURGERY	90	62%	36%	*
02W	NHS BRADFORD CITY CCG	B83034	GRANGE MEDICAL CENTRE	105	64%	35%	*
02W	NHS BRADFORD CITY CCG	B83051	UNIVERSITY STUDENT H/C	44	93%	*	-
02W	NHS BRADFORD CITY CCG	B83052	KENSINGTON STREET HTH.CTR	161	71%	28%	*
02W	NHS BRADFORD CITY CCG	B83058	AVICENNA MEDICAL PRACTICE	182	64%	35%	*
02W	NHS BRADFORD CITY CCG	B83069	WHETLEY MC	35	71%	29%	*
02W	NHS BRADFORD CITY CCG	B83070	MUGHAL MEDICAL CENTRE	67	75%	22%	*
02W	NHS BRADFORD CITY CCG	B83604	WESTBOURNE GREEN CHC CENTRE	73	74%	25%	*
02W	NHS BRADFORD CITY CCG	B83611	THE BLUEBELL BUILDING	27	70%	30%	-
02W	NHS BRADFORD CITY CCG	B83613	MANNINGHAM MEDICAL PRACTICE	80	71%	29%	-
02W	NHS BRADFORD CITY CCG	B83614	PICTON MEDICAL CENTRE	100	63%	36%	*
02W	NHS BRADFORD CITY CCG	B83617	WHETLEY MC	24	58%	42%	-
02W	NHS BRADFORD CITY CCG	B83621	9 PEMBERTON DRIVE	58	88%	12%	-
02W	NHS BRADFORD CITY CCG	B83622	KENSINGTON STREET HTH.CTR	88	82%	18%	-
02W	NHS BRADFORD CITY CCG	B83626	VALLEY VIEW SURGERY	131	64%	34%	*
02W	NHS BRADFORD CITY CCG	B83627	FRIZINGHALL MEDICAL CTR	53	85%	13%	*
02W	NHS BRADFORD CITY CCG	B83628	CLARENDON MEDICAL CENTRE	85	81%	18%	*
02W	NHS BRADFORD CITY CCG	B83629	PEEL PARK SURGERY	51	59%	37%	*
02W	NHS BRADFORD CITY CCG	B83638	POLLARD PARK HEALTH CTR.	120	74%	26%	-
02W	NHS BRADFORD CITY CCG	B83642	THE CITY MEDICAL PRACTICE; WHETLEY MC	32	69%	28%	*
02W	NHS BRADFORD CITY CCG	B83653	LITTLE HORTON LANE MEDICAL CENTRE	183	74%	23%	*
02W	NHS BRADFORD CITY CCG	B83657	BEVAN HOUSE	54	78%	20%	*
02W	NHS BRADFORD CITY CCG	B83659	PARK GRANGE MEDICAL CTR.	54	65%	31%	*
02W	NHS BRADFORD CITY CCG	B83660	BILTON MEDICAL CENTRE	101	65%	34%	*
02W	NHS BRADFORD CITY CCG	B83661	THE BLUEBELL BUILDING	54	67%	31%	*
03A	NHS GREATER HUDDERSFIELD CCG	B85002	DEARNE VALLEY HEALTH CTR.	30	77%	23%	-
03A	NHS GREATER HUDDERSFIELD CCG	B85005	THE HEALTH CENTRE	38	89%	*	-
03A	NHS GREATER HUDDERSFIELD CCG	B85006	ELMWOOD HEALTH CENTRE	86	88%	12%	-
03A	NHS GREATER HUDDERSFIELD CCG	B85010	DALTON SURGERY	89	69%	31%	-
03A	NHS GREATER HUDDERSFIELD CCG	B85011	CROFT HOUSE SURGERY	62	84%	16%	-
03A	NHS GREATER HUDDERSFIELD CCG	B85016	MELTHAM ROAD SURGERY	149	83%	16%	*
03A	NHS GREATER HUDDERSFIELD CCG	B85022	HONLEY SURGERY	60	88%	12%	-
03A	NHS GREATER HUDDERSFIELD CCG	B85023	THE ALMONDRURY SURGERY	71	80%	20%	-
03A	NHS GREATER HUDDERSFIELD CCG	B85024	THE WATERLOO SURGERY	115	75%	23%	-
03A	NHS GREATER HUDDERSFIELD CCG	B85026	DRS PRIESTMAN	71	87%	13%	-
03A	NHS GREATER HUDDERSFIELD CCG	B85027	THE LINDLEY GROUP PRACT.	98	83%	17%	-
03A	NHS GREATER HUDDERSFIELD CCG	B85028	THE GRANGE GROUP PRACTICE	279	82%	18%	*
03A	NHS GREATER HUDDERSFIELD CCG	B85031	LEPTON SURGERY	61	87%	13%	-
03A	NHS GREATER HUDDERSFIELD CCG	B85032	MELTHAM GROUP PRACTICE	70	81%	19%	-
03A	NHS GREATER HUDDERSFIELD CCG	B85033	LINDLEY VILLAGE SURG.	64	89%	*	*
03A	NHS GREATER HUDDERSFIELD CCG	B85036	NEW STREET SURGERY	94	74%	24%	*
03A	NHS GREATER HUDDERSFIELD CCG	B85037	1 CHURCH LANE	77	65%	34%	*
03A	NHS GREATER HUDDERSFIELD CCG	B85042	SPEEDWELL SURGERY	122	82%	18%	-
03A	NHS GREATER HUDDERSFIELD CCG	B85044	THORNTON LODGE SURGERY	33	76%	21%	*
03A	NHS GREATER HUDDERSFIELD CCG	B85048	71A WOODHOUSE HILL	51	75%	25%	-
03A	NHS GREATER HUDDERSFIELD CCG	B85051	FIELDHEAD SURGERY	92	86%	14%	-
03A	NHS GREATER HUDDERSFIELD CCG	B85054	THE HEALTH CENTRE	46	89%	*	-
03A	NHS GREATER HUDDERSFIELD CCG	B85058	140 FITZWILLIAM STREET	23	70%	30%	-
03A	NHS GREATER HUDDERSFIELD CCG	B85059	SLAITHWAITE HEALTH CENTRE	66	88%	12%	-
03A	NHS GREATER HUDDERSFIELD CCG	B85060	15 WENTWORTH STREET	26	81%	*	-
03A	NHS GREATER HUDDERSFIELD CCG	B85061	SKELMANTHORPE FAMILY DRG.	60	78%	22%	-
03A	NHS GREATER HUDDERSFIELD CCG	B85062	UNIVERSITY MED.SERVICES	63	97%	*	-
03A	NHS GREATER HUDDERSFIELD CCG	B85510	OAKLANDS HEALTH CTR	81	90%	10%	-
03A	NHS GREATER HUDDERSFIELD CCG	B85611	34 FARTOWN GREEN ROAD	51	88%	12%	-
03A	NHS GREATER HUDDERSFIELD CCG	B85614	93 BRADFORD ROAD	94	74%	22%	*
03A	NHS GREATER HUDDERSFIELD CCG	B85623	MARSH SURGERY	35	86%	*	-
03A	NHS GREATER HUDDERSFIELD CCG	B85625	19 GREENHEAD ROAD	22	77%	*	-
03A	NHS GREATER HUDDERSFIELD CCG	B85628	124 TRINITY STREET	16	94%	*	-
03A	NHS GREATER HUDDERSFIELD CCG	B85634	37 NORWOOD ROAD	59	83%	17%	-
03A	NHS GREATER HUDDERSFIELD CCG	B85636	WESTBOURNE SURGERY	36	97%	*	-
03A	NHS GREATER HUDDERSFIELD CCG	B85638	CLIFTON HOUSE	33	82%	18%	-
03A	NHS GREATER HUDDERSFIELD CCG	B85641	LOCKWOOD SURGERY	59	78%	20%	*

Table 9 : Breastfeeding initiation, by GP Practice, CCG, Area Team 2013/14 - Annual

Source: NHS England
Crown Copyright © 2014



Code	CCG Name	Code	GP Practice name	Number of maternities	Percentage mothers Initiating Breastfeeding	Percentage mothers not Initiating Breastfeeding	Percentage mothers with no known status
03A	NHS GREATER HUDDERSFIELD CCG	B85644	MELTHAM VILLAGE SURGERY	17	71%	*	-
03A	NHS GREATER HUDDERSFIELD CCG	B85659	WHITE HOUSE CENTRE	33	85%	*	-
03A	NHS GREATER HUDDERSFIELD CCG	B85660	THE JUNCTION SURGERY	60	75%	25%	-
03A	NHS GREATER HUDDERSFIELD CCG	Y04266	DR TAYLOR & PARTNERS	53	74%	26%	-
03C	NHS LEEDS WEST CCG	B86001	MORLEY HEALTH CENTRE	17	71%	*	-
03C	NHS LEEDS WEST CCG	B86003	ARMLEY MEDICAL CENTRE	241	70%	30%	-
03C	NHS LEEDS WEST CCG	B86004	HIGHFIELD SURGERY	70	86%	14%	-
03C	NHS LEEDS WEST CCG	B86011	HILLFOOT SURGERY	82	78%	22%	-
03C	NHS LEEDS WEST CCG	B86014	ROBIN LANE MEDICAL CENTRE	189	79%	21%	-
03C	NHS LEEDS WEST CCG	B86015	MANOR PARK SURGERY	188	65%	35%	-
03C	NHS LEEDS WEST CCG	B86017	Craven Road Medical Pract	88	83%	17%	-
03C	NHS LEEDS WEST CCG	B86018	PUDSEY HEALTH CENTRE	68	71%	29%	-
03C	NHS LEEDS WEST CCG	B86024	PRIORY VIEW MEDICAL CTR	100	67%	33%	-
03C	NHS LEEDS WEST CCG	B86025	HYDE PARK SURGERY	76	91%	9%	-
03C	NHS LEEDS WEST CCG	B86028	STUDLEY HOUSE	37	57%	43%	-
03C	NHS LEEDS WEST CCG	B86030	BURTON CROFT SURGERY	81	93%	7%	-
03C	NHS LEEDS WEST CCG	B86038	NETHERFIELD ROAD SURGERY	144	83%	17%	-
03C	NHS LEEDS WEST CCG	B86041	VESPER ROAD SURGERY	68	71%	29%	-
03C	NHS LEEDS WEST CCG	B86044	IRELAND WOOD SURGERY	271	84%	16%	*
03C	NHS LEEDS WEST CCG	B86047	RAWDON SURGERY	79	87%	13%	-
03C	NHS LEEDS WEST CCG	B86050	WEST LODGE SURGERY	227	81%	19%	-
03C	NHS LEEDS WEST CCG	B86051	SILVER LANE SURGERY	58	76%	22%	*
03C	NHS LEEDS WEST CCG	B86052	PARK ROAD MEDICAL CENTRE	100	88%	12%	-
03C	NHS LEEDS WEST CCG	B86057	WINDSOR HOUSE SURGERY	179	74%	26%	-
03C	NHS LEEDS WEST CCG	B86058	SUNFIELD MEDICAL CENTRE	49	76%	24%	-
03C	NHS LEEDS WEST CCG	B86060	THORNTON MEDICAL CENTRE	106	68%	32%	-
03C	NHS LEEDS WEST CCG	B86064	LEIGH VIEW MEDICAL CENTRE	175	64%	36%	-
03C	NHS LEEDS WEST CCG	B86065	60 MOOR GRANGE VIEW	46	67%	33%	-
03C	NHS LEEDS WEST CCG	B86067	THE DEKEYSER GROUP PRACT	192	77%	23%	-
03C	NHS LEEDS WEST CCG	B86068	ABBEY MEDICAL CENTRE	42	90%	*	-
03C	NHS LEEDS WEST CCG	B86069	BURLEY PARK MEDICAL CTR.	98	88%	12%	-
03C	NHS LEEDS WEST CCG	B86071	WHITEHALL SURGERY	134	63%	37%	-
03C	NHS LEEDS WEST CCG	B86074	FIELDHEAD	66	89%	11%	-
03C	NHS LEEDS WEST CCG	B86086	LAUREL BANK SURGERY	37	84%	16%	-
03C	NHS LEEDS WEST CCG	B86094	THE GABLES SURGERY	49	69%	31%	-
03C	NHS LEEDS WEST CCG	B86101	GILDERSOME HEALTH CENTRE	37	84%	16%	-
03C	NHS LEEDS WEST CCG	B86104	THE HIGHFIELD MEDICAL CTR	61	57%	43%	-
03C	NHS LEEDS WEST CCG	B86109	KIRKSTALL LANE MED CTR	90	89%	11%	-
03C	NHS LEEDS WEST CCG	B86110	LEEDS STUDENT MED.PRACT.	40	98%	*	-
03C	NHS LEEDS WEST CCG	B86655	THE BEECH TREE MED CTR	21	57%	43%	-
03C	NHS LEEDS WEST CCG	B86672	THE HAWTHORN SURGERY	67	63%	37%	-
03C	NHS LEEDS WEST CCG	B86678	DRIGHLINGTON MEDICAL CTR	22	95%	*	-
03G	NHS LEEDS SOUTH AND EAST CCG	B86002	BEESTON HILL HEALTH CTR.	201	72%	28%	-
03G	NHS LEEDS SOUTH AND EAST CCG	B86005	12 OAKLEY TERRACE	65	69%	31%	-
03G	NHS LEEDS SOUTH AND EAST CCG	B86006	MARSH STREET SURGERY	142	76%	24%	-
03G	NHS LEEDS SOUTH AND EAST CCG	B86007	WINDMILL HEALTH CENTRE	91	46%	54%	-
03G	NHS LEEDS SOUTH AND EAST CCG	B86009	MANSTON SURGERY	39	72%	28%	-
03G	NHS LEEDS SOUTH AND EAST CCG	B86012	PARKSIDE COMMUNITY HEALTH CENTRE	220	63%	37%	-
03G	NHS LEEDS SOUTH AND EAST CCG	B86016	SHAFTESBURY MEDICAL CTR.	188	63%	37%	-
03G	NHS LEEDS SOUTH AND EAST CCG	B86020	LOTHOUSE SURGERY	108	69%	31%	-
03G	NHS LEEDS SOUTH AND EAST CCG	B86035	THE WHITFIELD PRACTICE	100	67%	33%	-
03G	NHS LEEDS SOUTH AND EAST CCG	B86036	GIBSON LANE PRACTICE	97	75%	25%	-
03G	NHS LEEDS SOUTH AND EAST CCG	B86037	RADSHAN MEDICAL CENTRE	13	77%	*	-
03G	NHS LEEDS SOUTH AND EAST CCG	B86042	LINGWELL CROFT SURGERY	216	61%	39%	-
03G	NHS LEEDS SOUTH AND EAST CCG	B86043	GILSYKE HOUSE	116	56%	44%	-
03G	NHS LEEDS SOUTH AND EAST CCG	B86048	GARFORTH MEDICAL CENTRE	106	80%	20%	-
03G	NHS LEEDS SOUTH AND EAST CCG	B86054	THE GARDEN SURGERY	78	55%	45%	-
03G	NHS LEEDS SOUTH AND EAST CCG	B86055	THE GRANGE MEDICAL CENTRE	77	60%	40%	-
03G	NHS LEEDS SOUTH AND EAST CCG	B86061	HAREHILLS CORNER SURGERY	53	77%	23%	-
03G	NHS LEEDS SOUTH AND EAST CCG	B86062	846 YORK ROAD	101	51%	49%	-
03G	NHS LEEDS SOUTH AND EAST CCG	B86075	THE GRANGE MEDICAL CENTRE	143	67%	33%	-
03G	NHS LEEDS SOUTH AND EAST CCG	B86077	ROTHWELL HEALTH CENTRE	81	74%	26%	-
03G	NHS LEEDS SOUTH AND EAST CCG	B86081	BELLBROOKE SURGERY	209	67%	33%	*
03G	NHS LEEDS SOUTH AND EAST CCG	B86089	NOVA SCOTIA MEDICAL CNTR	53	64%	36%	-
03G	NHS LEEDS SOUTH AND EAST CCG	B86092	KIPPAX HALL SURGERY	49	76%	24%	-
03G	NHS LEEDS SOUTH AND EAST CCG	B86093	PARK EDGE PRACTICE	59	68%	32%	-
03G	NHS LEEDS SOUTH AND EAST CCG	B86095	20A SHAFTON LANE	39	74%	26%	-
03G	NHS LEEDS SOUTH AND EAST CCG	B86096	ARTHLINGTON MEDICAL CENTRE	74	57%	43%	-
03G	NHS LEEDS SOUTH AND EAST CCG	B86102	THE RICHMOND MEDICAL CTR.	22	68%	32%	-
03G	NHS LEEDS SOUTH AND EAST CCG	B86103	CONWAY MEDICAL CENTRE	24	63%	38%	-
03G	NHS LEEDS SOUTH AND EAST CCG	B86623	ASHTON VIEW MEDICAL CTR	53	72%	28%	-
03G	NHS LEEDS SOUTH AND EAST CCG	B86633	HUNSLET HEALTH CENTRE	32	47%	53%	-
03G	NHS LEEDS SOUTH AND EAST CCG	B86638	179 YORK ROAD	27	74%	26%	-
03G	NHS LEEDS SOUTH AND EAST CCG	B86642	CHURCH STREET SURGERY	14	57%	43%	-
03G	NHS LEEDS SOUTH AND EAST CCG	B86643	173 ROUNDHAY ROAD	63	65%	35%	-
03G	NHS LEEDS SOUTH AND EAST CCG	B86648	5 AUSTHORPE VIEW	12	50%	50%	-
03G	NHS LEEDS SOUTH AND EAST CCG	B86658	MOORFIELD HOUSE SURGERY	43	77%	23%	-
03G	NHS LEEDS SOUTH AND EAST CCG	B86667	BEESTON VILLAGE SURGERY	70	64%	36%	-
03G	NHS LEEDS SOUTH AND EAST CCG	B86669	YORK STREET HEALTH PRACTICE	*	*	*	-
03G	NHS LEEDS SOUTH AND EAST CCG	B86670	WHINMOOR SURGERY	24	71%	29%	-
03G	NHS LEEDS SOUTH AND EAST CCG	B86675	LINCOLN GREEN MEDICAL PRACTICE	68	79%	21%	-
03G	NHS LEEDS SOUTH AND EAST CCG	B86682	MIDDLETON CLINIC	116	63%	37%	-
03G	NHS LEEDS SOUTH AND EAST CCG	Y00025	COTTINGLEY COMMUNITY CTR	29	66%	34%	-
03G	NHS LEEDS SOUTH AND EAST CCG	Y00523	ST MARTINS HEALTHCARE SERVICES	*	*	-	-
03G	NHS LEEDS SOUTH AND EAST CCG	Y00683	SWILLINGTON HEALTH PRACTICE	13	54%	46%	-
03G	NHS LEEDS SOUTH AND EAST CCG	Y02494	SHAKESPEARE COMMUNITY PRACTICE	89	87%	13%	-
03J	NHS NORTH KIRKLEES CCG	B85001	PARKVIEW SURGERY	96	69%	31%	-
03J	NHS NORTH KIRKLEES CCG	B85004	DEWSBURY HEALTH CENTRE	63	56%	44%	-

Table 9 : Breastfeeding initiation, by GP Practice, CCG, Area Team 2013/14 - Annual

Source: NHS England
Crown Copyright © 2014



Code	CCG Name	Code	GP Practice name	Number of maternities	Percentage mothers Initiating Breastfeeding	Percentage mothers not Initiating Breastfeeding	Percentage mothers with no known status
03J	NHS NORTH KIRKLEES CCG	B85008	BATLEY HEALTH CENTRE SURGERY	72	56%	44%	-
03J	NHS NORTH KIRKLEES CCG	B85009	RAVENSTHORPE HEALTH CTR	87	62%	38%	-
03J	NHS NORTH KIRKLEES CCG	B85012	UNDERCLIFFE SURGERY	155	55%	45%	-
03J	NHS NORTH KIRKLEES CCG	B85014	BROOKROYD SURGERY	109	65%	35%	-
03J	NHS NORTH KIRKLEES CCG	B85015	WELLINGTON HOUSE	103	58%	42%	-
03J	NHS NORTH KIRKLEES CCG	B85018	GROVE HOUSE SURGERY	123	65%	35%	-
03J	NHS NORTH KIRKLEES CCG	B85019	THE HEALTH CENTRE	157	72%	28%	-
03J	NHS NORTH KIRKLEES CCG	B85020	EIGHTLANDS SURGERY	79	46%	54%	-
03J	NHS NORTH KIRKLEES CCG	B85021	ST JOHN'S HOUSE	77	77%	23%	-
03J	NHS NORTH KIRKLEES CCG	B85025	BLACKBURN RD.MEDICAL CTR.	146	73%	27%	-
03J	NHS NORTH KIRKLEES CCG	B85030	THE HEALTH CENTRE	109	70%	30%	-
03J	NHS NORTH KIRKLEES CCG	B85038	THE PADDOCK SURGERY	60	55%	45%	-
03J	NHS NORTH KIRKLEES CCG	B85041	MOUNT PLEASANT MED CENTRE	235	66%	34%	-
03J	NHS NORTH KIRKLEES CCG	B85055	HEALDS ROAD SURGERY	119	59%	41%	-
03J	NHS NORTH KIRKLEES CCG	B85606	140 SLAITHWAITE ROAD	80	54%	46%	-
03J	NHS NORTH KIRKLEES CCG	B85612	LIVERSEEDGE HEALTH CENTRE	60	60%	40%	-
03J	NHS NORTH KIRKLEES CCG	B85619	10 ALBION STREET	39	54%	46%	-
03J	NHS NORTH KIRKLEES CCG	B85620	WINDSOR MEDICAL CENTRE	24	54%	46%	-
03J	NHS NORTH KIRKLEES CCG	B85621	GREENSIDE SURGERY	27	70%	30%	-
03J	NHS NORTH KIRKLEES CCG	B85622	BROUGHTON HOUSE SURGERY	46	59%	41%	-
03J	NHS NORTH KIRKLEES CCG	B85626	RAVENSTHORPE HEALTH CTR	27	37%	63%	-
03J	NHS NORTH KIRKLEES CCG	B85640	KIRKGATE SURGERY	40	60%	40%	-
03J	NHS NORTH KIRKLEES CCG	B85645	SAVILLE TOWN MEDICAL CTR.	97	49%	51%	-
03J	NHS NORTH KIRKLEES CCG	B85646	THE ALBION MED PRACTICE	64	62%	38%	-
03J	NHS NORTH KIRKLEES CCG	B85650	RAVENSTHORPE HEALTH CENTRE	53	55%	45%	-
03J	NHS NORTH KIRKLEES CCG	B85652	THE NEW BREWERY LANE SURG	136	62%	38%	-
03J	NHS NORTH KIRKLEES CCG	B85655	CHERRY TREE SURGERY	25	48%	52%	-
03J	NHS NORTH KIRKLEES CCG	Y00081	SAFE HAVEN UNIT - LCD	*	-	*	-
03J	NHS NORTH KIRKLEES CCG	Y01851	VICTORIA MEDICAL CENTRE	62	66%	34%	-
03J	NHS NORTH KIRKLEES CCG	Y01943	DEWSBURY MSK SERVICE	*	-	*	-
03J	NHS NORTH KIRKLEES CCG	Y02529	SCHOOL HOUSE PRACTICE	53	66%	34%	-
03R	NHS WAKEFIELD CCG	B87001	MIDDLESTOWN MED CENTRE	62	71%	29%	-
03R	NHS WAKEFIELD CCG	B87002	ORCHARD CROFT MEDICAL CTR	94	66%	34%	-
03R	NHS WAKEFIELD CCG	B87003	COLLEGE LANE SURGERY	100	72%	28%	-
03R	NHS WAKEFIELD CCG	B87004	WARRENGATE MEDICAL CENTRE	122	66%	34%	-
03R	NHS WAKEFIELD CCG	B87005	RIVERSIDE MEDICAL CENTRE	121	63%	37%	-
03R	NHS WAKEFIELD CCG	B87006	DR J CHANDY & PARTNERS	106	54%	46%	-
03R	NHS WAKEFIELD CCG	B87007	NORTHGATE SURGERY	155	61%	39%	-
03R	NHS WAKEFIELD CCG	B87008	LUPSET HEALTH CENTRE	153	53%	47%	-
03R	NHS WAKEFIELD CCG	B87009	GROUP SURGERY	59	25%	75%	-
03R	NHS WAKEFIELD CCG	B87011	THE FRIARWOOD SURGERY	144	51%	49%	-
03R	NHS WAKEFIELD CCG	B87012	MAYBUSH MEDICAL CENTRE	135	55%	45%	-
03R	NHS WAKEFIELD CCG	B87013	OUTWOOD PARK MEDICAL CTR	121	72%	28%	-
03R	NHS WAKEFIELD CCG	B87015	THE SURGERY	76	57%	43%	-
03R	NHS WAKEFIELD CCG	B87016	WHITE ROSE SURGERY	282	57%	43%	-
03R	NHS WAKEFIELD CCG	B87017	THE ALMSHOUSE SURGERY	155	73%	27%	-
03R	NHS WAKEFIELD CCG	B87018	HENRY MOORE CLINIC	118	55%	45%	-
03R	NHS WAKEFIELD CCG	B87019	STANLEY HEATH CENTRE	74	80%	20%	-
03R	NHS WAKEFIELD CCG	B87020	CHAPELTHORPE MEDICAL CTR	102	68%	32%	-
03R	NHS WAKEFIELD CCG	B87021	ASH GROVE SURGERY	117	55%	45%	-
03R	NHS WAKEFIELD CCG	B87022	HOMESTEAD CLINIC	101	51%	49%	-
03R	NHS WAKEFIELD CCG	B87023	ELIZABETH COURT SURGERY	208	57%	43%	-
03R	NHS WAKEFIELD CCG	B87025	CASTLEFORD MEDICAL PRACTICE	52	54%	46%	-
03R	NHS WAKEFIELD CCG	B87026	THE GRANGE MEDICAL CENTRE	165	44%	56%	-
03R	NHS WAKEFIELD CCG	B87027	NEW SOUTHGATE SURGERY	108	68%	32%	-
03R	NHS WAKEFIELD CCG	B87028	CROFTON & SHARLSTON GROUP	110	68%	32%	-
03R	NHS WAKEFIELD CCG	B87029	THE GROVE SURGERY	97	61%	39%	-
03R	NHS WAKEFIELD CCG	B87030	FERRYBRIDGE MEDICAL CTR	134	57%	43%	*
03R	NHS WAKEFIELD CCG	B87031	GROUP SURGERY	116	65%	35%	-
03R	NHS WAKEFIELD CCG	B87032	STATION LANE MEDICAL CTR	77	60%	40%	-
03R	NHS WAKEFIELD CCG	B87033	NEWLAND SURGERY	32	50%	50%	-
03R	NHS WAKEFIELD CCG	B87036	DRS DP DIGGLE & RE PHILLIPS	40	58%	43%	-
03R	NHS WAKEFIELD CCG	B87039	PRINCESS STREET SURGERY	170	66%	34%	-
03R	NHS WAKEFIELD CCG	B87040	PROSPECT ROAD SURGERY	80	58%	43%	-
03R	NHS WAKEFIELD CCG	B87041	THE CASTLEFORD RD SURGERY	33	64%	36%	-
03R	NHS WAKEFIELD CCG	B87042	TIEVE TARA MEDICAL CENTRE	82	55%	45%	-
03R	NHS WAKEFIELD CCG	B87044	ALVERTHORPE SURGERY	13	69%	*	-
03R	NHS WAKEFIELD CCG	B87600	QUEEN STREET SURGERY	17	82%	*	-
03R	NHS WAKEFIELD CCG	B87602	THE SURGERY	20	70%	30%	-
03R	NHS WAKEFIELD CCG	B87604	EASTMOOR HEALTH CENTRE	39	44%	56%	-
03R	NHS WAKEFIELD CCG	Y02509	LCD WAKEFIELD - KING STREET HC	56	77%	23%	-

Table 9 : Breastfeeding initiation, by GP Practice, CCG, Area Team 2013/14 - Annual

Source: NHS England

Crown Copyright © 2014



Code	CCG Name	Code	GP Practice name	Number of maternities	Percentage mothers Initiating Breastfeeding	Percentage mothers not Initiating Breastfeeding	Percentage mothers with no known status
05A	NHS COVENTRY AND RUGBY CCG	M84004	WHITEHALL MEDICAL PRACTICE	133	83%	17%	-
05A	NHS COVENTRY AND RUGBY CCG	M84012	PARKLEYS MEDICAL PRACTICE	139	66%	34%	-
05A	NHS COVENTRY AND RUGBY CCG	M84016	WORSN SURGERY	27	81%	*	-
05A	NHS COVENTRY AND RUGBY CCG	M84020	CLIFTON ROAD SURGERY	160	83%	17%	-
05A	NHS COVENTRY AND RUGBY CCG	M84023	CENTRAL SURGERY	303	85%	15%	*
05A	NHS COVENTRY AND RUGBY CCG	M84031	REVEL SURGERY	61	80%	20%	-
05A	NHS COVENTRY AND RUGBY CCG	M84035	WESTSIDE M/C	140	80%	20%	-
05A	NHS COVENTRY AND RUGBY CCG	M84046	DUNCHURCH SURGERY	51	88%	12%	-
05A	NHS COVENTRY AND RUGBY CCG	M84050	95 CLIFTON ROAD SURGERY	72	83%	17%	-
05A	NHS COVENTRY AND RUGBY CCG	M84065	BEECH TREE MEDICAL PRACTICE	27	78%	*	*
05A	NHS COVENTRY AND RUGBY CCG	M84067	BENNFIELD SURGERY	95	84%	16%	-
05A	NHS COVENTRY AND RUGBY CCG	M84068	ALBERT STREET MEDICAL CENTRE	87	74%	26%	-
05A	NHS COVENTRY AND RUGBY CCG	M84616	BROOKSIDE SURGERY	37	86%	*	-
05A	NHS COVENTRY AND RUGBY CCG	M86001	DRS HOGG & SHARMA	74	74%	26%	-
05A	NHS COVENTRY AND RUGBY CCG	M86002	DR LYALL & PARTNERS	80	68%	33%	-
05A	NHS COVENTRY AND RUGBY CCG	M86003	SKY BLUE MEDICAL GROUP	265	87%	13%	-
05A	NHS COVENTRY AND RUGBY CCG	M86004	ALLESLEY PARK MEDICAL CTR	86	84%	16%	-
05A	NHS COVENTRY AND RUGBY CCG	M86005	HILLFIELDS HEALTH CENTRE 1	39	69%	31%	-
05A	NHS COVENTRY AND RUGBY CCG	M86006	JUBILEE HEALTHCARE	94	84%	16%	-
05A	NHS COVENTRY AND RUGBY CCG	M86007	PHOENIX FAMILY CARE	43	79%	21%	-
05A	NHS COVENTRY AND RUGBY CCG	M86008	THE GABLES MEDICENTRE	111	67%	32%	*
05A	NHS COVENTRY AND RUGBY CCG	M86009	ENGLETON HOUSE SURGERY	159	76%	24%	-
05A	NHS COVENTRY AND RUGBY CCG	M86010	FORREST MEDICAL CENTRE	122	66%	33%	*
05A	NHS COVENTRY AND RUGBY CCG	M86011	THE CROSSLEY PRACTICE	54	59%	41%	-
05A	NHS COVENTRY AND RUGBY CCG	M86012	PRIORY GATE PRACTICE	74	86%	14%	-
05A	NHS COVENTRY AND RUGBY CCG	M86013	HOLYHEAD SURGERY	33	73%	27%	-
05A	NHS COVENTRY AND RUGBY CCG	M86014	THE FORUM HEALTH CENTRE	194	76%	24%	-
05A	NHS COVENTRY AND RUGBY CCG	M86015	KENYON MEDICAL CENTRE	134	69%	31%	-
05A	NHS COVENTRY AND RUGBY CCG	M86016	STONEV STANTON MED. CTR.	81	68%	32%	-
05A	NHS COVENTRY AND RUGBY CCG	M86017	MANSFIELD MEDICAL CENTRE	141	78%	22%	-
05A	NHS COVENTRY AND RUGBY CCG	M86018	MOSELEY AVENUE SURGERY	138	79%	21%	-
05A	NHS COVENTRY AND RUGBY CCG	M86019	WESTWOOD MEDICAL H/CENTRE	54	67%	30%	*
05A	NHS COVENTRY AND RUGBY CCG	M86020	WOOD END HEALTH CENTRE	139	62%	38%	-
05A	NHS COVENTRY AND RUGBY CCG	M86021	SPRINGFIELD MEDICAL PRACTICE	79	77%	23%	-
05A	NHS COVENTRY AND RUGBY CCG	M86022	WALSgrave ROAD SURGERY	38	89%	*	-
05A	NHS COVENTRY AND RUGBY CCG	M86023	BALLIOL ROAD SURGERY	67	78%	22%	-
05A	NHS COVENTRY AND RUGBY CCG	M86026	WILLENHALL PRIMARY CARE CENTRE	39	54%	44%	*
05A	NHS COVENTRY AND RUGBY CCG	M86027	THE CHEYLSMORE SURGERY	85	80%	20%	-
05A	NHS COVENTRY AND RUGBY CCG	M86028	CENTRAL MEDICAL CENTRE	47	87%	13%	-
05A	NHS COVENTRY AND RUGBY CCG	M86029	BROOMFIELD PARK MED.CTR.	93	87%	13%	-
05A	NHS COVENTRY AND RUGBY CCG	M86030	KEMNSINGTON ROAD SURGERY	57	89%	11%	-
05A	NHS COVENTRY AND RUGBY CCG	M86032	HOLBROOKS HEALTH TEAM	160	75%	25%	-
05A	NHS COVENTRY AND RUGBY CCG	M86033	WILLENHALL OAK SURGERY	53	66%	34%	-
05A	NHS COVENTRY AND RUGBY CCG	M86034	WOODSIDE MEDICAL CENTRE	83	76%	24%	-
05A	NHS COVENTRY AND RUGBY CCG	M86035	HENLEY GREEN MEDICAL CTR.	48	63%	38%	-
05A	NHS COVENTRY AND RUGBY CCG	M86037	QUINTON PARK MEDICAL CENTRE	45	87%	13%	-
05A	NHS COVENTRY AND RUGBY CCG	M86038	BREDON AVENUE SURGERY	31	87%	*	-
05A	NHS COVENTRY AND RUGBY CCG	M86039	ALLESLEY VILLAGE SURGERY	23	78%	*	-
05A	NHS COVENTRY AND RUGBY CCG	M86040	WALSgrave HEALTH CENTRE	55	82%	18%	-
05A	NHS COVENTRY AND RUGBY CCG	M86041	HKMC	31	81%	19%	-
05A	NHS COVENTRY AND RUGBY CCG	M86043	MAIDAVALE SURGERY	*	*	*	-
05A	NHS COVENTRY AND RUGBY CCG	M86044	PARK HOUSE SURGERY	39	77%	23%	-
05A	NHS COVENTRY AND RUGBY CCG	M86045	PARADISE MEDICAL CENTRE	109	78%	22%	-
05A	NHS COVENTRY AND RUGBY CCG	M86046	COPSEWOOD MEDICAL CENTRE	46	78%	22%	-
05A	NHS COVENTRY AND RUGBY CCG	M86048	WINDMILL SURGERY	89	73%	27%	-
05A	NHS COVENTRY AND RUGBY CCG	M86604	WYKEN MEDICAL CENTRE	24	71%	25%	*
05A	NHS COVENTRY AND RUGBY CCG	M86605	LIMBRICK WOOD SURGERY	34	65%	35%	-
05A	NHS COVENTRY AND RUGBY CCG	M86607	LONGFORD MEDICAL CENTRE	37	73%	24%	*
05A	NHS COVENTRY AND RUGBY CCG	M86610	ST GEORGES ROAD SURGERY	15	73%	*	-
05A	NHS COVENTRY AND RUGBY CCG	M86612	GEORGE ELIOT MEDICAL CENTRE	42	81%	19%	-
05A	NHS COVENTRY AND RUGBY CCG	M86613	GOSFORD GREEN SURGERY	41	66%	34%	-
05A	NHS COVENTRY AND RUGBY CCG	M86617	HILLFIELDS HEALTH CENTRE 2	33	82%	18%	-

Table 9 : Breastfeeding initiation, by GP Practice, CCG, Area Team 2013/14 - Annual

Source: NHS England

Crown Copyright © 2014



Code	CCG Name	Code	GP Practice name	Number of maternities	Percentage mothers Initiating Breastfeeding	Percentage mothers not Initiating Breastfeeding	Percentage mothers with no known status
05A	NHS COVENTRY AND RUGBY CCG	M86621	SWANSWELL MEDICAL CENTRE	15	93%	*	-
05A	NHS COVENTRY AND RUGBY CCG	M86622	GOVIND HEALTH CENTRE	17	100%	-	-
05A	NHS COVENTRY AND RUGBY CCG	M86624	COVENTRY GP CROUP OF PRACTICES	135	73%	27%	-
05A	NHS COVENTRY AND RUGBY CCG	M86627	STOKE ALDERMOOR MEDICAL CENTRE	77	79%	21%	-
05A	NHS COVENTRY AND RUGBY CCG	M86629	DR SADRANI	23	65%	35%	-
05A	NHS COVENTRY AND RUGBY CCG	M86630	BARLEY LEA SURGERY	22	91%	*	-
05A	NHS COVENTRY AND RUGBY CCG	M86633	EDGWICK MEDICAL CENTRE	78	77%	23%	-
05A	NHS COVENTRY AND RUGBY CCG	M86638	WOODWAY MEDICAL CENTRE	55	76%	24%	-
05A	NHS COVENTRY AND RUGBY CCG	Y00060	THE ANCHOR CENTRE	*	*	*	-
05A	NHS COVENTRY AND RUGBY CCG	Y00140	TORCROSS MEDICAL CENTRE	20	60%	40%	-
05A	NHS COVENTRY AND RUGBY CCG	Y00996	THE MERIDIAN PRACTICE	33	85%	*	-
05A	NHS COVENTRY AND RUGBY CCG	Y02612	MALLING HEALTH @ STOKE ALDERMOOR	50	64%	36%	-
05A	NHS COVENTRY AND RUGBY CCG	Y02613	COVENTRY NHS HEALTHCARE CENTRE	126	82%	18%	-
05A	NHS COVENTRY AND RUGBY CCG	Y02784	MALLING HEALTH @ FOLESHILL	53	83%	17%	-
05A	NHS COVENTRY AND RUGBY CCG	Y02857	BROAD LANE SURGERY	68	78%	22%	-
05F	NHS HEREFORDSHIRE CCG	M81003	THE HEALTH CENTRE	88	76%	24%	-
05F	NHS HEREFORDSHIRE CCG	M81009	THE SURGERY	37	70%	30%	-
05F	NHS HEREFORDSHIRE CCG	M81012	ST.KATHERINES SURGERY	62	76%	24%	-
05F	NHS HEREFORDSHIRE CCG	M81013	KING STREET SURGERY	98	72%	28%	-
05F	NHS HEREFORDSHIRE CCG	M81014	GREYFRIARS SURGERY	88	74%	26%	-
05F	NHS HEREFORDSHIRE CCG	M81016	THE MARCHES SURGERY	94	76%	23%	*
05F	NHS HEREFORDSHIRE CCG	M81018	THE SURGERY	30	77%	23%	-
05F	NHS HEREFORDSHIRE CCG	M81023	SARUM HOUSE SURGERY	99	73%	27%	-
05F	NHS HEREFORDSHIRE CCG	M81024	THE SURGERY	34	74%	26%	-
05F	NHS HEREFORDSHIRE CCG	M81026	MOORFIELD HOUSE SURGERY	156	74%	26%	-
05F	NHS HEREFORDSHIRE CCG	M81032	CANTILUPE SURGERY	127	76%	24%	-
05F	NHS HEREFORDSHIRE CCG	M81043	THE MORTIMER MEDICAL PRAC	52	79%	21%	-
05F	NHS HEREFORDSHIRE CCG	M81044	ALTON STREET SURGERY	95	77%	23%	-
05F	NHS HEREFORDSHIRE CCG	M81048	NUNWELL SURGERY	68	72%	28%	-
05F	NHS HEREFORDSHIRE CCG	M81054	THE SURGERY KINGTON	61	75%	25%	-
05F	NHS HEREFORDSHIRE CCG	M81061	PENDEEN SURGERY	50	78%	22%	-
05F	NHS HEREFORDSHIRE CCG	M81066	WARGRAVE HOUSE SURGERY	88	78%	22%	-
05F	NHS HEREFORDSHIRE CCG	M81067	THE SURGERY	40	75%	25%	-
05F	NHS HEREFORDSHIRE CCG	M81076	THE SURGERY	13	92%	-	*
05F	NHS HEREFORDSHIRE CCG	M81080	QUAY HOUSE MEDICAL CENTRE	76	76%	24%	-
05F	NHS HEREFORDSHIRE CCG	M81093	BELMONT MEDICAL CENTRE	142	75%	25%	-
05F	NHS HEREFORDSHIRE CCG	M81600	CRADLEY SURGERY	18	78%	*	-
05F	NHS HEREFORDSHIRE CCG	M81604	FOWNHOPE MEDICAL CENTRE	28	82%	*	-
05F	NHS HEREFORDSHIRE CCG	M81621	LEDBURY MARKET SURGERY	39	74%	26%	-
05H	NHS WARWICKSHIRE NORTH CCG	M84001	RED ROOFS SURGERY	171	59%	40%	*
05H	NHS WARWICKSHIRE NORTH CCG	M84003	ARBURY MEDICAL CENTRE	102	62%	38%	-
05H	NHS WARWICKSHIRE NORTH CCG	M84005	10 CAMPHILL ROAD	26	46%	54%	-
05H	NHS WARWICKSHIRE NORTH CCG	M84006	PEAR TREE SURGERY	84	63%	36%	*
05H	NHS WARWICKSHIRE NORTH CCG	M84007	THE SURGERY	92	65%	35%	-
05H	NHS WARWICKSHIRE NORTH CCG	M84008	SPRING HILL MEDICAL CTR	120	66%	33%	*
05H	NHS WARWICKSHIRE NORTH CCG	M84011	THE HEALTH CENTRE	153	51%	47%	*
05H	NHS WARWICKSHIRE NORTH CCG	M84019	THE SURGERY	176	66%	34%	-
05H	NHS WARWICKSHIRE NORTH CCG	M84022	MANOR COURT SURGERY	121	61%	38%	*
05H	NHS WARWICKSHIRE NORTH CCG	M84027	57 LEICESTER ROAD	24	50%	50%	-
05H	NHS WARWICKSHIRE NORTH CCG	M84034	18 BRACEBRIDGE STREET	15	67%	*	-
05H	NHS WARWICKSHIRE NORTH CCG	M84037	THE GRANGE MEDICAL CENTRE	73	77%	22%	*
05H	NHS WARWICKSHIRE NORTH CCG	M84041	THE SURGERY	41	54%	46%	-
05H	NHS WARWICKSHIRE NORTH CCG	M84042	HAZELWOOD GROUP PRACTICE	100	79%	21%	-
05H	NHS WARWICKSHIRE NORTH CCG	M84045	THE HEALTH CENTRE	62	69%	31%	-
05H	NHS WARWICKSHIRE NORTH CCG	M84048	SATIS HOUSE	27	85%	*	-
05H	NHS WARWICKSHIRE NORTH CCG	M84051	OLD MILL SURGERY	131	69%	31%	-
05H	NHS WARWICKSHIRE NORTH CCG	M84055	STOCKINGFORD MEDICAL CENTRE	11	73%	*	-
05H	NHS WARWICKSHIRE NORTH CCG	M84057	THE CHAUCERS	42	52%	45%	*
05H	NHS WARWICKSHIRE NORTH CCG	M84061	BULKINGTON SURGERY	52	79%	21%	-
05H	NHS WARWICKSHIRE NORTH CCG	M84609	301 NEWTOWN ROAD	54	57%	43%	-
05H	NHS WARWICKSHIRE NORTH CCG	M84612	45 STATION STREET	32	63%	38%	-
05H	NHS WARWICKSHIRE NORTH CCG	M84615	CHANCERY LANE SURGERY	58	71%	29%	-

Table 9 : Breastfeeding initiation, by GP Practice, CCG, Area Team 2013/14 - Annual

Source: NHS England

Crown Copyright © 2014



Code	CCG Name	Code	GP Practice name	Number of maternities	Percentage mothers Initiating Breastfeeding	Percentage mothers not Initiating Breastfeeding	Percentage mothers with no known status
05H	NHS WARWICKSHIRE NORTH CCG	M84618	18 RUGBY ROAD	30	57%	37%	*
05H	NHS WARWICKSHIRE NORTH CCG	M84621	88A QUEENS ROAD	35	83%	17%	-
05H	NHS WARWICKSHIRE NORTH CCG	M84624	10 CAMPHILL ROAD	26	50%	42%	*
05H	NHS WARWICKSHIRE NORTH CCG	M84627	THE OLD COLE HOUSE	24	54%	46%	-
05H	NHS WARWICKSHIRE NORTH CCG	Y02640	GP LED HEALTH CENTRE	91	35%	64%	*
05J	NHS REDDITCH AND BROMSGROVE CCG	M81001	ST STEPHENS SURGERY	123	59%	40%	*
05J	NHS REDDITCH AND BROMSGROVE CCG	M81002	ELGAR HOUSE	184	68%	31%	*
05J	NHS REDDITCH AND BROMSGROVE CCG	M81019	WINYATES HEALTH CENTRE	191	59%	39%	*
05J	NHS REDDITCH AND BROMSGROVE CCG	M81020	THE DOW SURGERY	156	58%	41%	*
05J	NHS REDDITCH AND BROMSGROVE CCG	M81021	NEW ROAD SURGERY	144	71%	28%	*
05J	NHS REDDITCH AND BROMSGROVE CCG	M81025	THE SURGERY	51	67%	31%	*
05J	NHS REDDITCH AND BROMSGROVE CCG	M81041	HILLVIEW MEDICAL CENTRE	108	54%	44%	*
05J	NHS REDDITCH AND BROMSGROVE CCG	M81055	CORNHILL SURGERY	75	67%	33%	-
05J	NHS REDDITCH AND BROMSGROVE CCG	M81064	HOLLYWOOD MEDICAL PRACTICE	62	63%	37%	-
05J	NHS REDDITCH AND BROMSGROVE CCG	M81069	DAVENAL HOUSE SURGERY	68	66%	32%	*
05J	NHS REDDITCH AND BROMSGROVE CCG	M81070	CHURCHFIELDS SURGERY	143	59%	41%	*
05J	NHS REDDITCH AND BROMSGROVE CCG	M81077	THE RIDGEWAY SURGERY	32	72%	28%	-
05J	NHS REDDITCH AND BROMSGROVE CCG	M81078	BARNT GREEN SURGERY	59	92%	*	-
05J	NHS REDDITCH AND BROMSGROVE CCG	M81082	ST JOHNS SURGERY	127	65%	34%	*
05J	NHS REDDITCH AND BROMSGROVE CCG	M81083	HOLLYOAKS MEDICAL CENTRE	27	85%	*	-
05J	NHS REDDITCH AND BROMSGROVE CCG	M81084	CATSHILL VILLAGE SURGERY	45	96%	*	-
05J	NHS REDDITCH AND BROMSGROVE CCG	M81087	THE WOODROW MEDICAL CTRE	65	46%	54%	-
05J	NHS REDDITCH AND BROMSGROVE CCG	M81089	THE MEDICAL CENTRE	74	49%	51%	-
05J	NHS REDDITCH AND BROMSGROVE CCG	M81092	THE BRIDGE SURGERY	52	58%	37%	*
05J	NHS REDDITCH AND BROMSGROVE CCG	M81605	THE GLEBELAND SURGERY	29	76%	24%	-
05J	NHS REDDITCH AND BROMSGROVE CCG	M81616	THE MEDICAL CENTRE	33	55%	42%	*
05J	NHS REDDITCH AND BROMSGROVE CCG	M81617	CRABBS CROSS SURGERY	51	76%	24%	-
05R	NHS SOUTH WARWICKSHIRE CCG	M84002	THE POOL MEDICAL CENTRE	51	61%	37%	*
05R	NHS SOUTH WARWICKSHIRE CCG	M84009	THE SURGERY	32	91%	*	-
05R	NHS SOUTH WARWICKSHIRE CCG	M84010	AVONSIDE HEALTH CENTRE	71	80%	20%	-
05R	NHS SOUTH WARWICKSHIRE CCG	M84013	CASTLE MEDICAL CENTRE	81	89%	11%	-
05R	NHS SOUTH WARWICKSHIRE CCG	M84014	BRIDGE HOUSE MEDICAL CTR.	73	90%	8%	*
05R	NHS SOUTH WARWICKSHIRE CCG	M84015	CROFT MEDICAL CENTRE	149	68%	21%	11%
05R	NHS SOUTH WARWICKSHIRE CCG	M84017	CLARENDON LODGE	166	84%	6%	10%
05R	NHS SOUTH WARWICKSHIRE CCG	M84018	THE HEALTH CENTRE	62	71%	29%	-
05R	NHS SOUTH WARWICKSHIRE CCG	M84021	ROTHER HOUSE MEDICAL CTR.	101	85%	15%	-
05R	NHS SOUTH WARWICKSHIRE CCG	M84024	HENLEY-IN-ARDEN MED CTR	54	80%	20%	-
05R	NHS SOUTH WARWICKSHIRE CCG	M84025	THE MEDICAL CENTRE	92	73%	25%	*
05R	NHS SOUTH WARWICKSHIRE CCG	M84026	THE SURGERY	68	72%	28%	-
05R	NHS SOUTH WARWICKSHIRE CCG	M84028	PRIORY MEDICAL CENTRE	158	69%	23%	8%
05R	NHS SOUTH WARWICKSHIRE CCG	M84029	115 CUBBINGTON ROAD	59	76%	24%	-
05R	NHS SOUTH WARWICKSHIRE CCG	M84030	HASTINGS HOUSE	60	72%	28%	-
05R	NHS SOUTH WARWICKSHIRE CCG	M84032	WATERSIDE MEDICAL CENTRE	174	76%	14%	9%
05R	NHS SOUTH WARWICKSHIRE CCG	M84036	ABBEY MEDICAL CENTRE	126	83%	12%	6%
05R	NHS SOUTH WARWICKSHIRE CCG	M84038	CAPE ROAD SURGERY	40	63%	38%	-
05R	NHS SOUTH WARWICKSHIRE CCG	M84040	SHERBOURNE MEDICAL CENTRE	96	81%	19%	-
05R	NHS SOUTH WARWICKSHIRE CCG	M84043	TRINITY COURT SURGERY	157	72%	21%	7%
05R	NHS SOUTH WARWICKSHIRE CCG	M84044	HARBURY SURGERY	40	83%	18%	-
05R	NHS SOUTH WARWICKSHIRE CCG	M84047	MEDICAL CENTRE	26	81%	*	-
05R	NHS SOUTH WARWICKSHIRE CCG	M84049	DR A WALLIS AND PARTNERS	34	74%	26%	-
05R	NHS SOUTH WARWICKSHIRE CCG	M84059	SPA MEDICAL CENTRE	42	83%	17%	-
05R	NHS SOUTH WARWICKSHIRE CCG	M84060	THE ARROW SURGERY	46	70%	30%	-
05R	NHS SOUTH WARWICKSHIRE CCG	M84062	TYSOE SURGERY	49	82%	18%	-
05R	NHS SOUTH WARWICKSHIRE CCG	M84063	THE NEW DISPENSARY	80	81%	19%	-
05R	NHS SOUTH WARWICKSHIRE CCG	M84064	WHITNASH MEDICAL CENTRE	64	77%	23%	-
05R	NHS SOUTH WARWICKSHIRE CCG	M84066	THE SURGERY	32	78%	22%	-
05R	NHS SOUTH WARWICKSHIRE CCG	M84069	BUDBROOKE MEDICAL CENTRE	39	82%	18%	-
05R	NHS SOUTH WARWICKSHIRE CCG	M84070	WARWICK GATES FAM.HTH.CTR	78	82%	18%	-
05R	NHS SOUTH WARWICKSHIRE CCG	M84603	LISLE COURT MEDICAL CTRE	40	88%	*	-
05R	NHS SOUTH WARWICKSHIRE CCG	M84608	40 HIGH STREET	18	67%	33%	-
05R	NHS SOUTH WARWICKSHIRE CCG	M84617	ARDEN MEDICAL CENTRE	17	71%	*	-
05R	NHS SOUTH WARWICKSHIRE CCG	M84620	LAPWORTH SURGERY	12	92%	*	-

Table 9 : Breastfeeding initiation, by GP Practice, CCG, Area Team 2013/14 - Annual

Source: NHS England

Crown Copyright © 2014



Code	CCG Name	Code	GP Practice name	Number of maternities	Percentage mothers Initiating Breastfeeding	Percentage mothers not Initiating Breastfeeding	Percentage mothers with no known status
05R	NHS SOUTH WARWICKSHIRE CCG	M84629	ST WULFSTAN SURGERY	39	90%	*	-
05T	NHS SOUTH WORCESTERSHIRE CCG	M81004	THE RIVERSIDE SURGERY	126	71%	25%	*
05T	NHS SOUTH WORCESTERSHIRE CCG	M81006	HENWICK HALT MED CTR	205	68%	28%	3%
05T	NHS SOUTH WORCESTERSHIRE CCG	M81007	BREDON HILL SURGERY	33	88%	*	*
05T	NHS SOUTH WORCESTERSHIRE CCG	M81008	SPRING GDNS GRP MED PRACT	204	63%	34%	3%
05T	NHS SOUTH WORCESTERSHIRE CCG	M81011	OMBERSLEY MEDICAL CENTRE	33	73%	18%	*
05T	NHS SOUTH WORCESTERSHIRE CCG	M81017	ELBURY MOOR MEDICAL CENTRE	220	55%	42%	*
05T	NHS SOUTH WORCESTERSHIRE CCG	M81022	HARESFIELD HOUSE SURGERY	173	66%	31%	3%
05T	NHS SOUTH WORCESTERSHIRE CCG	M81029	BARN CLOSE SURGERY	43	65%	30%	*
05T	NHS SOUTH WORCESTERSHIRE CCG	M81033	THE SURGERY	43	84%	*	*
05T	NHS SOUTH WORCESTERSHIRE CCG	M81034	THE SALTERS MEDICAL PRACT	83	63%	35%	*
05T	NHS SOUTH WORCESTERSHIRE CCG	M81035	ST.MARTIN'S GATE SURGERY	152	68%	28%	4%
05T	NHS SOUTH WORCESTERSHIRE CCG	M81037	THORNELOE LODGE SURGERY	117	67%	30%	*
05T	NHS SOUTH WORCESTERSHIRE CCG	M81038	UPTON SURGERY	63	83%	16%	*
05T	NHS SOUTH WORCESTERSHIRE CCG	M81039	WHITEACRES MEDICAL CENTRE	68	66%	29%	*
05T	NHS SOUTH WORCESTERSHIRE CCG	M81042	THE SURGERY	55	78%	22%	-
05T	NHS SOUTH WORCESTERSHIRE CCG	M81045	THE SURGERY	23	70%	*	*
05T	NHS SOUTH WORCESTERSHIRE CCG	M81046	ABBOTTSWOOD MEDICAL CTR.	59	64%	31%	*
05T	NHS SOUTH WORCESTERSHIRE CCG	M81047	THE SPA MEDICAL PRACTICE	68	68%	31%	*
05T	NHS SOUTH WORCESTERSHIRE CCG	M81049	BARBOURNE HEALTH CENTRE	126	68%	25%	7%
05T	NHS SOUTH WORCESTERSHIRE CCG	M81058	MERSTOW GREEN MED.PRACT.	97	56%	41%	*
05T	NHS SOUTH WORCESTERSHIRE CCG	M81063	ST.JOHNS HOUSE SURGERY	100	80%	18%	*
05T	NHS SOUTH WORCESTERSHIRE CCG	M81072	ALBANY HOUSE SURGERY	52	69%	27%	*
05T	NHS SOUTH WORCESTERSHIRE CCG	M81074	PERSHORE MEDICAL PRACTICE	77	68%	29%	*
05T	NHS SOUTH WORCESTERSHIRE CCG	M81075	MALVERN HEALTH CENTRE	102	69%	30%	*
05T	NHS SOUTH WORCESTERSHIRE CCG	M81079	LINK END SURGERY	57	67%	32%	*
05T	NHS SOUTH WORCESTERSHIRE CCG	M81081	ST.SAVIOURS SURGERY	44	70%	30%	-
05T	NHS SOUTH WORCESTERSHIRE CCG	M81091	THE CORBETT MEDICAL PRCT	99	63%	34%	*
05T	NHS SOUTH WORCESTERSHIRE CCG	M81094	ABBAY MEDICAL PRACTICE	78	65%	28%	*
05T	NHS SOUTH WORCESTERSHIRE CCG	M81606	AYLMER LODGE COOKLEY PARTNERSHIP	*	*	-	*
05T	NHS SOUTH WORCESTERSHIRE CCG	M81627	DEMONTFORT MEDICAL CENTRE	67	57%	43%	-
05T	NHS SOUTH WORCESTERSHIRE CCG	M81629	NEW COURT SURGERY	66	67%	27%	*
05T	NHS SOUTH WORCESTERSHIRE CCG	Y02708	ELGAR HEALTHCARE	69	71%	26%	*
05T	NHS SOUTH WORCESTERSHIRE CCG	Y03602	GREY GABLE SURGERY	31	71%	26%	*
06D	NHS WYRE FOREST CCG	M81005	NORTHUMBERLAND HOUSE SURGERY	150	49%	49%	*
06D	NHS WYRE FOREST CCG	M81010	FOREST GLADES MEDICAL CTR	88	50%	45%	*
06D	NHS WYRE FOREST CCG	M81015	STANMORE HOUSE SURGERY	89	66%	28%	*
06D	NHS WYRE FOREST CCG	M81027	HAGLEY SURGERY	39	79%	18%	*
06D	NHS WYRE FOREST CCG	M81040	YORK HOUSE MEDICAL CTR.	104	49%	45%	6%
06D	NHS WYRE FOREST CCG	M81056	THE CHURCH STREET PRACT	199	52%	45%	4%
06D	NHS WYRE FOREST CCG	M81057	BEWDLEY MEDICAL CENTRE	94	72%	21%	6%
06D	NHS WYRE FOREST CCG	M81065	HEALTH CENTRE	78	55%	44%	*
06D	NHS WYRE FOREST CCG	M81068	AYLMER LODGE COOKLEY PARTNERSHIP	133	62%	35%	*
06D	NHS WYRE FOREST CCG	M81073	THE HEALTH CENTRE	83	53%	46%	*
06D	NHS WYRE FOREST CCG	M81090	THE SURGERY	17	76%	*	-
06D	NHS WYRE FOREST CCG	M81608	WOLVERLEY SURGERY	25	60%	36%	*

Table 9 : Breastfeeding initiation, by GP Practice, CCG, Area Team 2013/14 - Annual

Source: NHS England
Crown Copyright © 2014



Code	CCG Name	Code	GP Practice name	Number of mothers initiating	Percentage mothers initiating Breastfeeding	Percentage mothers not initiating Breastfeeding	Percentage mothers with no known status
04X	NHS BIRMINGHAM SOUTH AND CENTRAL	M8102	FRANKLEY HEALTH CENTRE	55	51%	47%	-
04X	NHS BIRMINGHAM SOUTH AND CENTRAL	M8507	WEST HEATH SURGERY	67	61%	47%	-
04X	NHS BIRMINGHAM SOUTH AND CENTRAL	M8504	THE LIMES MEDICAL CENTRE	72	68%	32%	-
04X	NHS BIRMINGHAM SOUTH AND CENTRAL	M8505	BATH ROW MEDICAL PRACTICE	97	86%	13%	-
04X	NHS BIRMINGHAM SOUTH AND CENTRAL	M8509	GRANTON MEDICAL CENTRE	71	68%	14%	-
04X	NHS BIRMINGHAM SOUTH AND CENTRAL	M8507	KINGSFIELD MEDICAL CENTRE	105	79%	21%	-
04X	NHS BIRMINGHAM SOUTH AND CENTRAL	M8504	BOURNBROOK MED PRACTICE	48	88%	-	-
04X	NHS BIRMINGHAM SOUTH AND CENTRAL	M8502	SELBY PARK SURGERY	44	84%	14%	-
04X	NHS BIRMINGHAM SOUTH AND CENTRAL	M8504	HAWKESLEY MEDICAL PRACTICE	83	52%	45%	-
04X	NHS BIRMINGHAM SOUTH AND CENTRAL	M8504	SOUTH MAYPOLE SURGERY	23	70%	30%	-
04X	NHS BIRMINGHAM SOUTH AND CENTRAL	M8507	WOODLANDS ROAD SURGERY	71	61%	-	-
04X	NHS BIRMINGHAM SOUTH AND CENTRAL	M8505	FIRSTCARE PRACTICE	106	77%	23%	-
04X	NHS BIRMINGHAM SOUTH AND CENTRAL	M8505	SELBY OAK HEALTH CENTRE	52	69%	29%	-
04X	NHS BIRMINGHAM SOUTH AND CENTRAL	M8506	WOLEY PARK SURGERY	44	73%	25%	-
04X	NHS BIRMINGHAM SOUTH AND CENTRAL	M8508	HARBORNE MEDICAL PRACTICE	138	86%	13%	-
04X	NHS BIRMINGHAM SOUTH AND CENTRAL	M8507	WYCHALL LANE SURGERY	117	71%	29%	-
04X	NHS BIRMINGHAM SOUTH AND CENTRAL	M8507	9144 HEATHLANDS SURGERY	48	81%	19%	-
04X	NHS BIRMINGHAM SOUTH AND CENTRAL	M8507	NORTHWOOD MEDICAL CENTRE	114	74%	25%	-
04X	NHS BIRMINGHAM SOUTH AND CENTRAL	M8507	SPARKHILL PRIMARY CARE	82	82%	17%	-
04X	NHS BIRMINGHAM SOUTH AND CENTRAL	M8504	WAND MEDICAL CENTRE	91	78%	20%	-
04X	NHS BIRMINGHAM SOUTH AND CENTRAL	M8508	COTTON MEDICAL CENTRE	141	85%	43%	-
04X	NHS BIRMINGHAM SOUTH AND CENTRAL	M8508	THE KARIS MEDICAL CENTRE	87	86%	13%	-
04X	NHS BIRMINGHAM SOUTH AND CENTRAL	M8516	FERNLEY MEDICAL CENTRE	124	69%	28%	-
04X	NHS BIRMINGHAM SOUTH AND CENTRAL	M8514	BELLEVUE MEDICAL CENTRE	97	89%	10%	-
04X	NHS BIRMINGHAM SOUTH AND CENTRAL	M8518	158 COLLEGE ROAD	58	72%	24%	-
04X	NHS BIRMINGHAM SOUTH AND CENTRAL	M8518	BALSALL HEATH HEALTH CTR	82	88%	12%	-
04X	NHS BIRMINGHAM SOUTH AND CENTRAL	M8511	ASH TREE MEDICAL CENTRE	-	-	-	-
04X	NHS BIRMINGHAM SOUTH AND CENTRAL	M85134	WEST HEATH PRIMARY C.CTR	32	53%	47%	-
04X	NHS BIRMINGHAM SOUTH AND CENTRAL	M85136	DRUIDS HEATH SURGERY	52	44%	56%	-
04X	NHS BIRMINGHAM SOUTH AND CENTRAL	M85146	58 BENTON ROAD	74	77%	23%	-
04X	NHS BIRMINGHAM SOUTH AND CENTRAL	M85153	35 WARWICK ROAD	35	83%	17%	-
04X	NHS BIRMINGHAM SOUTH AND CENTRAL	M85156	RIVER BROOK MEDICAL CTR	78	79%	21%	-
04X	NHS BIRMINGHAM SOUTH AND CENTRAL	M85124	SPARKBROOK HEALTH CENTRE	80	61%	-	-
04X	NHS BIRMINGHAM SOUTH AND CENTRAL	M85600	THE KINGS NORTON SURGERY	124	70%	29%	-
04X	NHS BIRMINGHAM SOUTH AND CENTRAL	M85671	BOURNVILLE SURGERY	14	79%	-	-
04X	NHS BIRMINGHAM SOUTH AND CENTRAL	M85679	152 CHARLES ROAD	107	70%	30%	-
04X	NHS BIRMINGHAM SOUTH AND CENTRAL	M8573	HIGHGATE MEDICAL CENTRE	65	82%	18%	-
04X	NHS BIRMINGHAM SOUTH AND CENTRAL	M8573	MOOR GREEN LANE MED.CTR.	45	76%	24%	-
04X	NHS BIRMINGHAM SOUTH AND CENTRAL	M8575	WARWICK ROAD MEDICAL CTR.	96	64%	36%	-
04X	NHS BIRMINGHAM SOUTH AND CENTRAL	M8573	VICARAGE ROAD SURGERY	32	76%	24%	-
04X	NHS BIRMINGHAM SOUTH AND CENTRAL	M85756	SPRINGFIELD MEDICAL PRAC	32	76%	24%	-
04X	NHS BIRMINGHAM SOUTH AND CENTRAL	M8576	BALSALL HEATH HEALTH CTR	58	76%	21%	-
04X	NHS BIRMINGHAM SOUTH AND CENTRAL	M8574	SPRINGFIELD SURGERY	78	87%	-	-
04X	NHS BIRMINGHAM SOUTH AND CENTRAL	M85783	STRENSHAM ROAD SURGERY	68	85%	12%	-
04X	NHS BIRMINGHAM SOUTH AND CENTRAL	M85794	THE BALALI SURGERY	45	71%	29%	-
04X	NHS BIRMINGHAM SOUTH AND CENTRAL	M87020	HILL GENERAL PRACTICE	117	76%	23%	-
05C	NHS DUDLEY CCG	M87001	DR MORE & PARTNERS MEADOWBROOK SURGERY	54	76%	20%	-
05C	NHS DUDLEY CCG	M87002	DR WATKINS & PARTNERS NORTON MEDICAL PRAC	51	86%	14%	-
05C	NHS DUDLEY CCG	M87003	DR PARNELL & PARTNERS MOSS GROVE SURGERY	131	73%	24%	-
05C	NHS DUDLEY CCG	M87005	DR WILD & PARTNERS 3 VILLAGES	104	69%	26%	-
05C	NHS DUDLEY CCG	M87006	DR SMART & PARTNERS EVE HILL MEDICAL PRACTICE	96	65%	32%	-
05C	NHS DUDLEY CCG	M87007	DR IRWIN & PARTNERS THE RIDGEWAY SURGERY	70	53%	47%	-
05C	NHS DUDLEY CCG	M87008	DR SKILBECK & PARTNERS KINGSWINFORD MEDICAL	70	67%	31%	-
05C	NHS DUDLEY CCG	M87009	DR FAUX & PARTNERS A/V SURGERIES	257	56%	42%	3%
05C	NHS DUDLEY CCG	M87010	THE WATERFRONT SURGERY	93	53%	46%	-
05C	NHS DUDLEY CCG	M87011	DR GRIFFITHS & PARTNERS WORCESTER STREET SU	225	67%	32%	-
05C	NHS DUDLEY CCG	M87012	DR WONG & PARTNERS THE GREENS HEALTH CENTR	116	37%	61%	-
05C	NHS DUDLEY CCG	M87014	DR LEWIS & PARTNERS LAPAL MEDICAL PRACTICE	60	68%	12%	-
05C	NHS DUDLEY CCG	M87015	DR WILD & PARTNERS	85	65%	33%	-
05C	NHS DUDLEY CCG	M87016	DR AL-RABBANI & PARTNERS WOODSETTON MEDIC	65	60%	38%	-
05C	NHS DUDLEY CCG	M87017	DR SPIERS & PARTNERS STEPPINGSTONES MED/PRA	87	38%	55%	7%
05C	NHS DUDLEY CCG	M87018	DR PLANT & PARTNERS SUMMERHILL SURGERY	44	30%	64%	-
05C	NHS DUDLEY CCG	M87019	DR PRICE & PARTNERS THE LIMES SURGERY	107	50%	49%	-
05C	NHS DUDLEY CCG	M87020	DR BAMFORD & PARTNERS FELLOW LANE SURGERY	83	73%	25%	-
05C	NHS DUDLEY CCG	M87021	DR BAVANANTHAN	78	58%	38%	-
05C	NHS DUDLEY CCG	M87023	DR OLIVER & PARTNERS WORDSLEY GREEN HEALTH	87	67%	30%	-
05C	NHS DUDLEY CCG	M87024	DR YARWOOD SMITH AND PARTNERS	262	55%	40%	5%
05C	NHS DUDLEY CCG	M87025	DR RIGBY & PARTNERS CROSS ST HEALTH CENTRE	39	69%	31%	-
05C	NHS DUDLEY CCG	M87026	DR WHITE & PARTNERS ST JAMES MEDICAL PRACTICE	68	59%	37%	-
05C	NHS DUDLEY CCG	M87027	DR KARIM & KARIM QUARRY BANK SURGERY	45	53%	44%	-
05C	NHS DUDLEY CCG	M87028	DR COLCHER & PARTNERS THE NORTON HEALTH CENTRE	101	57%	41%	-
05C	NHS DUDLEY CCG	M87030	DR KILIN & WONG PENDRILE ROAD SURGERY	33	30%	67%	-
05C	NHS DUDLEY CCG	M87032	DR SAHNI BRIERLEY HILL HEALTH & SOCIAL CARE	33	39%	61%	-
05C	NHS DUDLEY CCG	M87034	DR VASAGAJAN CULMERT ROAD MEDICAL CENTRE	48	50%	48%	-
05C	NHS DUDLEY CCG	M87036	DR DAS GUPTA BEAN VILLAGE SURGERY	22	50%	47%	-
05C	NHS DUDLEY CCG	M87037	DR HAMPSON & PARTNERS THE NORTHWAY HEALTH	44	73%	18%	-
05C	NHS DUDLEY CCG	M87041	DR BLOOR & PARTNERS RANGWAYS ROAD SURGERY	45	53%	44%	-
05C	NHS DUDLEY CCG	M87043	DR CARTWRIGHT & PARTNERS KELLING HOUSE SUR	89	61%	44%	-
05C	NHS DUDLEY CCG	M87002	DR DABRY & PARTNERS ST MARGARET S WELLS SUR	95	68%	26%	-
05C	NHS DUDLEY CCG	M87005	DR SARDAR	86	49%	50%	-
05C	NHS DUDLEY CCG	M87006	"DORMANT"	11	85%	-	-
05C	NHS DUDLEY CCG	M87012	DR PORTER ST JAMES MEDICAL PRACTICE	28	57%	43%	-
05C	NHS DUDLEY CCG	M87014	DR PALL TITCHBOURNE STREET SURGERY	32	31%	63%	-
05C	NHS DUDLEY CCG	M87017	DR GUPTA	52	40%	59%	-
05C	NHS DUDLEY CCG	M87018	DR MEROTRA QUINCY RISE SURGERY	38	58%	34%	-
05C	NHS DUDLEY CCG	M87020	DR RATHORE CASTLE MEADOWS SURGERY	64	63%	36%	-
05C	NHS DUDLEY CCG	M87021	DR SARAKIN BATH STREET MEDICAL CENTRE	31	42%	55%	-
05C	NHS DUDLEY CCG	M87023	DR SHAMLEIM ALEXANDRA MEDICAL CENTRE	48	55%	23%	-
05C	NHS DUDLEY CCG	M87025	DR MITTAL CRESTFIELD SURGERY	13	-	62%	-
05C	NHS DUDLEY CCG	M87028	DR PRASHAD CHAPL STREET SURGERY	49	51%	49%	-
05C	NHS DUDLEY CCG	M87029	DR SHATHER WILTON STREET SURGERY	28	37%	57%	-
05C	NHS DUDLEY CCG	M87034	DR BASU S THOMAS MEDICAL CENTRE	40	40%	55%	-
05C	NHS DUDLEY CCG	M87038	DR SHAH THOMAS ROAD SURGERY	30	60%	40%	-
05C	NHS DUDLEY CCG	Y01716	THE ARBITRY PRACTICE GROUP	60	67%	33%	-
05C	NHS DUDLEY CCG	Y02212	DUDLEY PARTNERSHIP FOR HEALTH QUARRY ROAD	33	52%	42%	-
05C	NHS DUDLEY CCG	Y02635	DR SKILBECK & PARTNERS HIGH OAK SURGERY	49	57%	41%	-
05C	NHS DUDLEY CCG	Y02773	COMMUNITY WEIGHT MANAGEMENT SERVICE	-	-	-	-
05C	NHS DUDLEY CCG	Y02955	"TO BE CONFIRMED DORMANT" DR PD GUPTA & P	12	58%	-	-
05L	NHS SANDWELL AND WEST BIRMINGHAM	M85002	HANDSWORTH WOOD MED.CTR.	42	79%	21%	-
05L	NHS SANDWELL AND WEST BIRMINGHAM	M85009	168 HAMSTEAD ROAD	-	-	-	-
05L	NHS SANDWELL AND WEST BIRMINGHAM	M85010	153 GROVE LANE	6	-	-	-
05L	NHS SANDWELL AND WEST BIRMINGHAM	M85019	TOWER HILL MEDICAL CENTRE	69	65%	35%	-
05L	NHS SANDWELL AND WEST BIRMINGHAM	M85020	NEWTOWN HEALTH CENTRE	57	69%	11%	-
05L	NHS SANDWELL AND WEST BIRMINGHAM	M85064	FIVE WAYS HEALTH CENTRE	18	84%	-	-
05L	NHS SANDWELL AND WEST BIRMINGHAM	M85069	VITALITY PARTNERSHIP	53	83%	15%	-
05L	NHS SANDWELL AND WEST BIRMINGHAM	M85072	VITALITY PARTNERSHIP, ST JAMES MEDICAL CENTRE	10	80%	-	-
05L	NHS SANDWELL AND WEST BIRMINGHAM	M85082	HANDSWORTH MEDICAL PRACTICE	7	100%	-	-
05L	NHS SANDWELL AND WEST BIRMINGHAM	M85093	NEWPORT MEDICAL GROUP SPARKBROOK HEALTH	-	-	-	-
05L	NHS SANDWELL AND WEST BIRMINGHAM	M85098	THE KOTTON PARK MED CTR	32	94%	-	-
05L	NHS SANDWELL AND WEST BIRMINGHAM	M85100	SHANKLIN HOUSE SURGERY	19	84%	-	-
05L	NHS SANDWELL AND WEST BIRMINGHAM	M85123	5-7 LITTLE OAKS ROAD	33	76%	24%	-
05L	NHS SANDWELL AND WEST BIRMINGHAM	M85133	THE SURGERY	-	-	-	-
05L	NHS SANDWELL AND WEST BIRMINGHAM	M85145	THE SURGERY	25	88%	-	-
05L	NHS SANDWELL AND WEST BIRMINGHAM	M85154	FINCH ROAD PRIMARY CARE CENTRE	6	-	-	-
05L	NHS SANDWELL AND WEST BIRMINGHAM	M85164	NEWPORT ROAD	193	73%	24%	-
05L	NHS SANDWELL AND WEST BIRMINGHAM	M85166	LIAZ LIAZ MEDICAL CENTRE	12	79%	-	-
05L	NHS SANDWELL AND WEST BIRMINGHAM	M85176	KIRPAL MEDICAL PRACTICE	11	91%	-	-
05L	NHS SANDWELL AND WEST BIRMINGHAM	M85178	VITALITY PARTNERSHIP	15	80%	-	-
05L	NHS SANDWELL AND WEST BIRMINGHAM	M85181	ATTWOOD GREEN HEALTH CENTRE	26	92%	-	-
05L	NHS SANDWELL AND WEST BIRMINGHAM	M85184	HEATHFIELD FAMILY CENTRE	9	-	-	-
05L	NHS SANDWELL AND WEST BIRMINGHAM	M85184	CAVENDISH SURGERY	21	57%	43%	-
05L	NHS SANDWELL AND WEST BIRMINGHAM	M85186	NEWTOWN HEALTH CENTRE	-	-	-	-
05L	NHS SANDWELL AND WEST BIRMINGHAM	M85182	SUMMERFIELD PRIMARY CARE CENTRE	10	80%	-	-
05L	NHS SANDWELL AND WEST BIRMINGHAM	M85185	HIGH TREES SURGERY	6	-	-	-

Table 9 : Breastfeeding initiation, by GP Practice, CCG, Area Team 2013/14 - Annual

Source: NHS England

Crown Copyright © 2014



Code	CCG Name	Code	GP Practice name	Number of maternities	Percentage mothers initiating Breastfeeding	Percentage mothers not initiating Breastfeeding	Percentage mothers with no known status
OSL	NHS SANDWELL AND WEST BIRMINGHAM	M8043	BLOODSBURY HEALTH CENTRE	43	80%	14%	-
OSL	NHS SANDWELL AND WEST BIRMINGHAM	M8576	VICTORIA ROAD MEDICAL CTR	11	87%	-	-
OSL	NHS SANDWELL AND WEST BIRMINGHAM	M8586	ABERDEEN STREET MED CTR	10	70%	-	-
OSL	NHS SANDWELL AND WEST BIRMINGHAM	M8587	CHURCH ROAD SURGERY	22	73%	27%	-
OSL	NHS SANDWELL AND WEST BIRMINGHAM	M8701	311 RILBURY STREET	-	-	-	-
OSL	NHS SANDWELL AND WEST BIRMINGHAM	M8711	CITY HEALTH CENTRE	7	100%	-	-
OSL	NHS SANDWELL AND WEST BIRMINGHAM	M8715	DR BATHLA & PARTNERS	13	77%	-	-
OSL	NHS SANDWELL AND WEST BIRMINGHAM	M8721	KEDDIEHEAD PRIMARY HEALTH	13	100%	-	-
OSL	NHS SANDWELL AND WEST BIRMINGHAM	M8757	SOHO ROAD PRIMARY CARE CENTRE	9	78%	-	-
OSL	NHS SANDWELL AND WEST BIRMINGHAM	M8760	LADYWOOD SURGERY	-	-	-	-
OSL	NHS SANDWELL AND WEST BIRMINGHAM	M8780	WALTON SURGERY	29	97%	-	-
OSL	NHS SANDWELL AND WEST BIRMINGHAM	M8797	HOCKLEY MEDICAL PRACTICE	25	72%	28%	-
OSL	NHS SANDWELL AND WEST BIRMINGHAM	M8801	139 HAMSTEAD ROAD	-	-	-	-
OSL	NHS SANDWELL AND WEST BIRMINGHAM	M8809	GREAT BARR SURGERY	-	-	-	-
OSL	NHS SANDWELL AND WEST BIRMINGHAM	M87013	14 HORSELEY HEATH	140	51%	46%	-
OSL	NHS SANDWELL AND WEST BIRMINGHAM	M88001	96 CRANKHALL LANE	83	49%	51%	-
OSL	NHS SANDWELL AND WEST BIRMINGHAM	M88002	THE SMETHEWICK MEDICAL CTR	36	82%	17%	-
OSL	NHS SANDWELL AND WEST BIRMINGHAM	M88003	WARLEY MEDICAL CENTRE	60	72%	28%	-
OSL	NHS SANDWELL AND WEST BIRMINGHAM	M88004	REGIS MEDICAL CENTRE	137	55%	44%	-
OSL	NHS SANDWELL AND WEST BIRMINGHAM	M88005	213 REGENT ROAD	148	54%	46%	-
OSL	NHS SANDWELL AND WEST BIRMINGHAM	M88007	CAKEWELL HEALTH CENTRE	104	65%	35%	-
OSL	NHS SANDWELL AND WEST BIRMINGHAM	M88008	STONECROSS MEDICAL CENTRE	44	52%	48%	-
OSL	NHS SANDWELL AND WEST BIRMINGHAM	M88009	VICTORIA HEALTH CENTRE	31	74%	26%	-
OSL	NHS SANDWELL AND WEST BIRMINGHAM	M88010	SWAMPOL MEDICAL CENTRE	60	30%	69%	-
OSL	NHS SANDWELL AND WEST BIRMINGHAM	M88012	CARTERS GREEN MEDICAL CTR	42	55%	45%	-
OSL	NHS SANDWELL AND WEST BIRMINGHAM	M88013	BLACK COUNTRY FARM PRACT	156	49%	49%	0%
OSL	NHS SANDWELL AND WEST BIRMINGHAM	M8814	68 HILL TOP	28	64%	40%	-
OSL	NHS SANDWELL AND WEST BIRMINGHAM	M88015	GREAT BARR GROUP PRACTICE	56	77%	23%	-
OSL	NHS SANDWELL AND WEST BIRMINGHAM	M88016	OLD HILL MEDICAL CENTRE	15	83%	47%	-
OSL	NHS SANDWELL AND WEST BIRMINGHAM	M88017	SWAMPOL MEDICAL CENTRE	33	24%	75%	-
OSL	NHS SANDWELL AND WEST BIRMINGHAM	M88018	OLDBURY HEALTH CENTRE	65	75%	25%	-
OSL	NHS SANDWELL AND WEST BIRMINGHAM	M88019	THE SURGERY	8	79%	-	-
OSL	NHS SANDWELL AND WEST BIRMINGHAM	M88021	19 NEWTON ROAD	27	-	61%	-
OSL	NHS SANDWELL AND WEST BIRMINGHAM	M88022	WEDNESBURY JUBILEE	42	45%	55%	-
OSL	NHS SANDWELL AND WEST BIRMINGHAM	M88023	156 CRANKHALL LANE	53	53%	47%	-
OSL	NHS SANDWELL AND WEST BIRMINGHAM	M88024	THE SURGERY	21	71%	29%	-
OSL	NHS SANDWELL AND WEST BIRMINGHAM	M88026	TYDALE MEDICAL CENTRE	-	-	-	-
OSL	NHS SANDWELL AND WEST BIRMINGHAM	M88030	CHURCH VIEW SURGERY	73	68%	27%	-
OSL	NHS SANDWELL AND WEST BIRMINGHAM	M88031	MAVIS LANE	46	61%	37%	-
OSL	NHS SANDWELL AND WEST BIRMINGHAM	M88032	WHITELEATH CLINIC	62	43%	-	-
OSL	NHS SANDWELL AND WEST BIRMINGHAM	M88035	THE SURGERY	23	78%	-	-
OSL	NHS SANDWELL AND WEST BIRMINGHAM	M88036	DARTMOUTH MEDICAL CENTRE	12	88%	-	-
OSL	NHS SANDWELL AND WEST BIRMINGHAM	M88037	CORSELEY ST SURGERY A	-	-	-	-
OSL	NHS SANDWELL AND WEST BIRMINGHAM	M88038	LINKWAY MED PRACTICE	48	67%	33%	-
OSL	NHS SANDWELL AND WEST BIRMINGHAM	M88040	ST. PAUL'S SURGERY	13	88%	-	-
OSL	NHS SANDWELL AND WEST BIRMINGHAM	M88041	SAINTTHOMAS MEDICAL CENTRE	6	-	-	-
OSL	NHS SANDWELL AND WEST BIRMINGHAM	M88042	176 MILCOTE ROAD	27	89%	-	-
OSL	NHS SANDWELL AND WEST BIRMINGHAM	M88043	HADEN VALE SURGERY	109	64%	35%	-
OSL	NHS SANDWELL AND WEST BIRMINGHAM	M88044	DAVEWOOD HEALTH CENTRE	-	-	-	-
OSL	NHS SANDWELL AND WEST BIRMINGHAM	M88000	THE VICTORIA SURGERY	25	52%	44%	-
OSL	NHS SANDWELL AND WEST BIRMINGHAM	M88010	SAREPHED MEDICAL CENTRE	13	77%	-	-
OSL	NHS SANDWELL AND WEST BIRMINGHAM	M88012	LEBBERFELDS HEALTH CENTRE	39	46%	54%	-
OSL	NHS SANDWELL AND WEST BIRMINGHAM	M88016	54 SURGERY	38	45%	45%	-
OSL	NHS SANDWELL AND WEST BIRMINGHAM	M88018	19 WALFORD STREET	28	32%	64%	-
OSL	NHS SANDWELL AND WEST BIRMINGHAM	M88019	LYING CENTRE FOR HEALTH AND SOCIAL CARE	45	69%	24%	-
OSL	NHS SANDWELL AND WEST BIRMINGHAM	M88020	158 CAUSEWAY GREEN ROAD	15	72%	-	-
OSL	NHS SANDWELL AND WEST BIRMINGHAM	M88023	134 NEWTON ROAD	13	88%	-	-
OSL	NHS SANDWELL AND WEST BIRMINGHAM	M88024	22 MAPLE DRIVE	52	58%	40%	-
OSL	NHS SANDWELL AND WEST BIRMINGHAM	M88025	LYING CENTRE FOR HEALTH AND SOCIAL CARE	9	78%	-	-
OSL	NHS SANDWELL AND WEST BIRMINGHAM	M88026	PRIMARY CARE CENTRE	-	-	-	-
OSL	NHS SANDWELL AND WEST BIRMINGHAM	M88027	WEDNESBURY JUBILEE	24	63%	38%	-
OSL	NHS SANDWELL AND WEST BIRMINGHAM	M88018	1 CAMBRIDGE STREET	8	88%	-	-
OSL	NHS SANDWELL AND WEST BIRMINGHAM	M88029	88 HILL TOP	13	-	62%	-
OSL	NHS SANDWELL AND WEST BIRMINGHAM	M88030	DR NK & AGARWAL	31	58%	42%	-
OSL	NHS SANDWELL AND WEST BIRMINGHAM	M88033	THE SURGERY	6	-	-	-
OSL	NHS SANDWELL AND WEST BIRMINGHAM	M88035	64 DOG KENNEL LANE	-	-	-	-
OSL	NHS SANDWELL AND WEST BIRMINGHAM	M88037	MARSHALL STREET SURGERY	-	-	-	-
OSL	NHS SANDWELL AND WEST BIRMINGHAM	M88039	PRIMARY CARE CENTRE	9	79%	-	-
OSL	NHS SANDWELL AND WEST BIRMINGHAM	M88040	118 WARLEY ROAD	-	-	-	-
OSL	NHS SANDWELL AND WEST BIRMINGHAM	M88043	34 UPPER HIGH STREET	42	69%	31%	-
OSL	NHS SANDWELL AND WEST BIRMINGHAM	M88045	HILL TOP MEDICAL CENTRE	60	65%	35%	-
OSL	NHS SANDWELL AND WEST BIRMINGHAM	M88046	LYING CENTRE FOR HEALTH & SOCIAL CARE	12	-	-	-
OSL	NHS SANDWELL AND WEST BIRMINGHAM	M88047	273 TATBANK ROAD	8	-	-	-
OSL	NHS SANDWELL AND WEST BIRMINGHAM	Y00412	HANDSWORTH MEDICAL PTICE	6	-	-	-
OSL	NHS SANDWELL AND WEST BIRMINGHAM	Y00471	BROADWORTH HEALTH CENTRE	16	73%	-	-
OSL	NHS SANDWELL AND WEST BIRMINGHAM	Y00492	SUMMERFIELD GRP PTCE	25	96%	-	-
OSL	NHS SANDWELL AND WEST BIRMINGHAM	Y01057	THE HEALTH XCHNGE	-	-	-	-
OSL	NHS SANDWELL AND WEST BIRMINGHAM	Y01060	CHISCLURE HOUSE	-	-	-	-
OSL	NHS SANDWELL AND WEST BIRMINGHAM	Y02164	ASTON PRIDE COMMUNITY HEALTH CENTRE	22	86%	-	-
OSL	NHS SANDWELL AND WEST BIRMINGHAM	Y02701	MALLING HEALTH GREAT BRIDGE	22	82%	-	-
OSL	NHS SANDWELL AND WEST BIRMINGHAM	Y02702	MALLING HEALTH WEDNESBURY	47	72%	28%	-
OSL	NHS SANDWELL AND WEST BIRMINGHAM	Y02704	MALLING HEALTH CENTRE SANDWELL	42	65%	40%	-
OSL	NHS SANDWELL AND WEST BIRMINGHAM	Y02961	SUMMERFIELD GP SURG & URGENT CARE CENTRE	26	85%	-	-
OSL	NHS SANDWELL AND WEST BIRMINGHAM	Y02963	FENCH ROAD SURGERY	11	72%	-	-
OSP	NHS SOLIHULL CCG	M85048	90 CHURCH ROAD	136	64%	36%	-
OSP	NHS SOLIHULL CCG	M89001	PARKFIELD MEDICAL CENTRE	39	62%	38%	-
OSP	NHS SOLIHULL CCG	M89002	KINGSBURST SURGERY	94	54%	46%	-
OSP	NHS SOLIHULL CCG	M89003	MEADOWSIDE FAMILY HTH CTR	104	69%	29%	-
OSP	NHS SOLIHULL CCG	M89004	HASLUCKS GREEN SURGERY	71	80%	18%	-
OSP	NHS SOLIHULL CCG	M89005	THE MANGATE'S MEDICAL PRAC	75	83%	17%	-
OSP	NHS SOLIHULL CCG	M89006	THE ELFTHE PRACTICE	48	88%	-	-
OSP	NHS SOLIHULL CCG	M89007	RICHMOND MEDICAL PRACTICE	87	86%	14%	-
OSP	NHS SOLIHULL CCG	M89008	WISWORTH MEDICAL CENTRE	133	53%	47%	-
OSP	NHS SOLIHULL CCG	M89009	MANOR HOUSE LANE SURGERY	132	67%	33%	-
OSP	NHS SOLIHULL CCG	M89010	DORRIDGE SURGERY	69	75%	25%	-
OSP	NHS SOLIHULL CCG	M89011	PARK SURGERY	55	69%	31%	-
OSP	NHS SOLIHULL CCG	M89012	CRANG CROFT MEDICAL CENTRE 13	143	55%	45%	-
OSP	NHS SOLIHULL CCG	M89013	ABRAN MEDICAL CENTRE	113	59%	41%	-
OSP	NHS SOLIHULL CCG	M89015	NORTHBOOK GROUP PRACTICE	103	80%	19%	-
OSP	NHS SOLIHULL CCG	M89016	BALSALL COMMON HEALTH CENTRE	87	87%	-	-
OSP	NHS SOLIHULL CCG	M89017	GROVE ROAD SURGERY	182	90%	10%	-
OSP	NHS SOLIHULL CCG	M89019	HOBBS MOAT MEDICAL CENTRE	118	88%	15%	-
OSP	NHS SOLIHULL CCG	M89020	TANWORTH LANE SURGERY	64	80%	-	-
OSP	NHS SOLIHULL CCG	M89021	COVENTRY ROAD PRACTICE	25	76%	24%	-
OSP	NHS SOLIHULL CCG	M89023	YEW TREE MEDICAL CTR	72	81%	19%	-
OSP	NHS SOLIHULL CCG	M89024	GRAPTON ROAD SURGERY	37	65%	35%	-
OSP	NHS SOLIHULL CCG	M89026	THE CASTLE PRACTICE	161	80%	-	-
OSP	NHS SOLIHULL CCG	M89027	GREEN LANE SURGERY	93	57%	43%	-
OSP	NHS SOLIHULL CCG	M89028	MONKSFATH SURGERY	118	86%	14%	-
OSP	NHS SOLIHULL CCG	M89030	AUDEN MEDICAL CENTRE	31	90%	-	-
OSP	NHS SOLIHULL CCG	M89001	THE JACEY PRACTICE	106	86%	13%	-
OSP	NHS SOLIHULL CCG	M89002	CHESTER ROAD SURGERY	60	60%	40%	-
OSP	NHS SOLIHULL CCG	M89006	BLOSSOMFIELD SURGERY	22	82%	-	-
OSP	NHS SOLIHULL CCG	M89008	HAMPTON SURGERY	38	84%	-	-
OSP	NHS SOLIHULL CCG	M89009	THE VILLAGE SURGERY	32	94%	-	-
OSP	NHS SOLIHULL CCG	Y02548	SOLIHULL HEALTHCARE & WALK-IN CENTRE	11	64%	-	-
OSY	NHS WALSALL CCG	M91003	SINA HEALTH CTR	72	53%	46%	-
OSY	NHS WALSALL CCG	M91004	ST.PETER'S SURGERY	130	61%	38%	-
OSY	NHS WALSALL CCG	M91006	PARKSIDE MEDICAL PRACTICE	40	69%	31%	-
OSY	NHS WALSALL CCG	M91007	ST.JOHN'S MEDICAL CENTRE	124	60%	40%	-
OSY	NHS WALSALL CCG	M91008	LITTLE LONDON SURGERY	108	74%	24%	-
OSY	NHS WALSALL CCG	M91009	STREETS CORNER SURGERY	45	56%	44%	-
OSY	NHS WALSALL CCG	M91010	PORTLAND MEDICAL PRACTICE	80	75%	25%	-
OSY	NHS WALSALL CCG	M91011	THE LIMES MEDICAL CENTRE	76	76%	22%	-

Table 9 : Breastfeeding initiation, by GP Practice, CCG, Area Team 2013/14 - Annual

Source: NHS England

Crown Copyright © 2014



Code	CCG Name	Code	GP Practice name	Number of maternities	Percentage mothers initiating Breastfeeding	Percentage mothers not initiating Breastfeeding	Percentage mothers with no known status
05Y	NHS WALSALL CCG	M91013	LOCKFIELD SURGERY	148	43%	57%	-
05Y	NHS WALSALL CCG	M91014	BRACE STREET HEALTH CENTRE	43	70%	30%	-
05Y	NHS WALSALL CCG	M91015	UCHFIELD ST SURGERY	109	83%	17%	*
05Y	NHS WALSALL CCG	M91016	NEW INVENTION HEALTH CENTRE	83	66%	31%	*
05Y	NHS WALSALL CCG	M91017	NORTHGATE PRACTICE	78	82%	18%	-
05Y	NHS WALSALL CCG	M91018	SADDLERS HEALTH CENTRE	45	67%	33%	-
05Y	NHS WALSALL CCG	M91019	RUSHALL MEDICAL CENTRE	132	64%	33%	*
05Y	NHS WALSALL CCG	M91020	SYCAMORE HOUSE MED CENTRE	36	88%	12%	-
05Y	NHS WALSALL CCG	M91021	LOCKSTOWN PRACTICE	45	51%	49%	-
05Y	NHS WALSALL CCG	M91022	HARDEN SURGERY	33	24%	73%	*
05Y	NHS WALSALL CCG	M91024	DR NAMBISSAN SURGERY	24	83%	17%	-
05Y	NHS WALSALL CCG	M91025	DARLSTON HEALTH CENTRE - SAHA	59	61%	37%	*
05Y	NHS WALSALL CCG	M91026	DARLSTON HEALTH CENTRE - KHAN & MERAU	39	59%	41%	-
05Y	NHS WALSALL CCG	M91028	BERKLEY PRACTICE	41	84%	16%	*
05Y	NHS WALSALL CCG	M91029	MOSSLEY & DUDLEY FIELDS MEDICAL PRACTICE	46	41%	59%	-
05Y	NHS WALSALL CCG	M91032	COLLINGWOOD FAMILY PRACTICE	54	76%	24%	-
05Y	NHS WALSALL CCG	M91033	WILLERHALL MEDICAL CENTRE - THOMAS	49	65%	35%	-
05Y	NHS WALSALL CCG	M91034	BLOWNICH MEDICAL PRACTICE	56	59%	41%	-
05Y	NHS WALSALL CCG	M91036	LEAMORE MEDICAL CENTRE	60	37%	63%	-
05Y	NHS WALSALL CCG	M91039	HIGH STREET SURGERY - BEVAN	34	64%	36%	*
05Y	NHS WALSALL CCG	M91042	KHAN'S MEDICAL CENTRE	33	42%	58%	*
05Y	NHS WALSALL CCG	M91044	FIELD ROAD SURGERY	34	62%	38%	-
05Y	NHS WALSALL CCG	M91049	NEW ROAD MEDICAL CTRE	26	65%	35%	-
05Y	NHS WALSALL CCG	M91050	FISHER STREET SURGERY	41	61%	39%	-
05Y	NHS WALSALL CCG	M91611	BEECHDALE CENTRE	44	50%	50%	-
05Y	NHS WALSALL CCG	M91612	ST MARY'S SURGERY	34	38%	62%	-
05Y	NHS WALSALL CCG	M91613	SAI MEDICAL CENTRE	51	88%	12%	-
05Y	NHS WALSALL CCG	M91614	STROUD PRACTICE	58	53%	47%	-
05Y	NHS WALSALL CCG	M91616	PLECK HEALTH CENTRE	99	83%	16%	*
05Y	NHS WALSALL CCG	M91619	BROADWAY MEDICAL CENTRE	47	23%	77%	-
05Y	NHS WALSALL CCG	M91621	PAUFREY HEALTH CENTRE	80	76%	24%	-
05Y	NHS WALSALL CCG	M91623	LOWER FARM HEALTH CENTRE	17	47%	53%	*
05Y	NHS WALSALL CCG	M91624	MOKLEY MEDICAL CENTRE	39	49%	51%	-
05Y	NHS WALSALL CCG	M91625	DR VASUDEVAM-NAIR	65	71%	29%	-
05Y	NHS WALSALL CCG	M91626	HOLLAND PARK SURGERY	51	63%	35%	*
05Y	NHS WALSALL CCG	M91628	BRACE STREET HC- KUNAR	83	73%	27%	-
05Y	NHS WALSALL CCG	M91629	BIRCHILLS HEALTH CENTRE	84	84%	16%	-
05Y	NHS WALSALL CCG	M91630	DR PANDIT SURGERY	*	*	*	-
05Y	NHS WALSALL CCG	M91637	BLACKWOOD HEALTH CENTRE	29	72%	28%	-
05Y	NHS WALSALL CCG	M91639	DR LATHIE	18	67%	33%	-
05Y	NHS WALSALL CCG	M91640	44B ROUGH HAY ROAD	46	50%	48%	*
05Y	NHS WALSALL CCG	M91641	DR ALI SURGERY	53	60%	40%	-
05Y	NHS WALSALL CCG	M91642	122 GUSSETT ROAD	14	87%	13%	-
05Y	NHS WALSALL CCG	M91643	KINGFISHER PRACTICE	75	57%	43%	-
05Y	NHS WALSALL CCG	M91647	PILLAI	74	53%	47%	-
05Y	NHS WALSALL CCG	M91650	ALL SAINTS SURGERY	51	63%	37%	-
05Y	NHS WALSALL CCG	M91654	HIGH STREET SURGERY - SAMEJA	37	65%	35%	*
05Y	NHS WALSALL CCG	M91655	COALPOOL SURGERY	61	43%	57%	-
05Y	NHS WALSALL CCG	M91659	BRACE STREET HC- PAL	42	74%	26%	-
05Y	NHS WALSALL CCG	M91660	DARLSTON HEALTH CENTRE - VAID	22	45%	55%	-
05Y	NHS WALSALL CCG	Y00228	AMBAR MEDICAL CENTRE	45	91%	*	-
05Y	NHS WALSALL CCG	Y00278	DARLSTON HEALTH CENTRE-KHAN	54	70%	30%	-
05Y	NHS WALSALL CCG	Y02624	WHARF PRACTICE	97	79%	21%	-
05Y	NHS WALSALL CCG	Y02626	KEYS PRACTICE	74	59%	39%	*
05Y	NHS WALSALL CCG	Y02627	VILLAGE PRACTICE	101	48%	50%	*
05Y	NHS WALSALL CCG	Y02628	WALSALL WALK IN HEALTH CENTRE	34	65%	35%	-
06A	NHS WOLVERHAMPTON CCG	M92001	POPLARS	34	65%	35%	-
06A	NHS WOLVERHAMPTON CCG	M92002	ALFRED SQUIRE RD HTH CTR	68	47%	53%	-
06A	NHS WOLVERHAMPTON CCG	M92003	THE SURGERY	26	31%	69%	-
06A	NHS WOLVERHAMPTON CCG	M92004	DR KAINTH SURGERY	31	61%	39%	-
06A	NHS WOLVERHAMPTON CCG	M92006	THE SURGERY	56	70%	30%	-
06A	NHS WOLVERHAMPTON CCG	M92007	LEA ROAD MEDICAL PRACTICE	85	73%	27%	-
06A	NHS WOLVERHAMPTON CCG	M92008	CASTLECROFT MEDICAL CTR	82	73%	27%	-
06A	NHS WOLVERHAMPTON CCG	M92009	81 PRESTWOOD ROAD WEST	169	67%	33%	-
06A	NHS WOLVERHAMPTON CCG	M92010	HEALTH CENTRE	84	36%	64%	-
06A	NHS WOLVERHAMPTON CCG	M92011	PENN MANOR MEDICAL CENTRE	100	79%	20%	*
06A	NHS WOLVERHAMPTON CCG	M92012	DUNCAN STREET	133	76%	24%	-
06A	NHS WOLVERHAMPTON CCG	M92013	THE SURGERY	102	59%	41%	-
06A	NHS WOLVERHAMPTON CCG	M92014	470 STAFFORD ROAD	19	62%	37%	*
06A	NHS WOLVERHAMPTON CCG	M92015	BILSTON HEALTH CENTRE	41	54%	46%	-
06A	NHS WOLVERHAMPTON CCG	M92016	TUDOR ROAD SURGERY	86	67%	33%	-
06A	NHS WOLVERHAMPTON CCG	M92017	"DORMANT" DR WARYATRAY RAYNOR R	36	39%	61%	-
06A	NHS WOLVERHAMPTON CCG	M92019	KEATS GROVE SURGERY	99	44%	56%	-
06A	NHS WOLVERHAMPTON CCG	M92020	97 BLACKHALL LANE	52	67%	33%	-
06A	NHS WOLVERHAMPTON CCG	M92022	DR E GEORGE AND KACHOLAN	68	41%	59%	-
06A	NHS WOLVERHAMPTON CCG	M92024	PARKFIELD MEDICAL CENTRE	184	58%	42%	-
06A	NHS WOLVERHAMPTON CCG	M92026	75 GRIFFITHS DRIVE	43	56%	44%	-
06A	NHS WOLVERHAMPTON CCG	M92027	CARLTON SURGERY	25	44%	56%	-
06A	NHS WOLVERHAMPTON CCG	M92028	THORNFLEY STREET PRACTICE	159	81%	19%	*
06A	NHS WOLVERHAMPTON CCG	M92029	THE NEWBRIDGE SURGERY	49	82%	18%	-
06A	NHS WOLVERHAMPTON CCG	M92030	DR SAINI AND MEHTA SURGERY	77	34%	66%	-
06A	NHS WOLVERHAMPTON CCG	M92031	LEICESTER STREET MED CTR	104	83%	17%	-
06A	NHS WOLVERHAMPTON CCG	M92035	ALL SAINTS SURGERY	51	71%	27%	*
06A	NHS WOLVERHAMPTON CCG	M92036	"TO BE CONFIRMED DOMANT" THE SURGERY	34	65%	35%	-
06A	NHS WOLVERHAMPTON CCG	M92039	60 CANNOCK ROAD	38	68%	32%	-
06A	NHS WOLVERHAMPTON CCG	M92040	THE SURGERY	94	55%	45%	-
06A	NHS WOLVERHAMPTON CCG	M92041	PHOREY ROAD SURGERY	70	71%	29%	-
06A	NHS WOLVERHAMPTON CCG	M92042	80 TETTERHALL ROAD	32	84%	16%	-
06A	NHS WOLVERHAMPTON CCG	M92043	PENN SURGERY	45	73%	27%	-
06A	NHS WOLVERHAMPTON CCG	M92044	WARTONS HEALTH CENTRE	55	67%	33%	-
06A	NHS WOLVERHAMPTON CCG	M92047	WHITMORE BEANS HEALTH CTR	161	71%	29%	-
06A	NHS WOLVERHAMPTON CCG	M92049	39 ASHFIELD ROAD	57	67%	33%	-
06A	NHS WOLVERHAMPTON CCG	M92010	LOW HILL MEDICAL CENTRE	29	62%	38%	-
06A	NHS WOLVERHAMPTON CCG	M92012	GROVE MEDICAL CENTRE	13	78%	22%	-
06A	NHS WOLVERHAMPTON CCG	M92624	DR ST RIKH'S PRACTICE	*	*	*	-
06A	NHS WOLVERHAMPTON CCG	M92627	BILSTON HEALTH CENTRE	50	60%	40%	-
06A	NHS WOLVERHAMPTON CCG	M92629	68 MARSH LANE	40	58%	42%	-
06A	NHS WOLVERHAMPTON CCG	M92630	EAST PARK MED. PRACTICE	70	50%	50%	-
06A	NHS WOLVERHAMPTON CCG	M92631	PENDEFORD MEDICAL PRACTICE	*	*	*	-
06A	NHS WOLVERHAMPTON CCG	M92637	10-21 RUSSON ROAD	25	56%	44%	-
06A	NHS WOLVERHAMPTON CCG	M92638	DR BAGARY	*	*	*	-
06A	NHS WOLVERHAMPTON CCG	M92640	199 TETTERHALL ROAD	30	90%	*	-
06A	NHS WOLVERHAMPTON CCG	M92641	1 SHALE STREET	24	92%	*	-
06A	NHS WOLVERHAMPTON CCG	M92643	HEATH TOWN MEDICAL CENTRE	39	79%	21%	-
06A	NHS WOLVERHAMPTON CCG	M92647	BRADLEY MEDICAL CENTRE	26	42%	58%	-
06A	NHS WOLVERHAMPTON CCG	M92649	BILSTON HEALTH CENTRE	37	49%	51%	-
06A	NHS WOLVERHAMPTON CCG	M92654	BRADLEY CLINIC	47	47%	53%	-
06A	NHS WOLVERHAMPTON CCG	Y02636	INTRAHHEALTH LTD	57	84%	16%	-
06A	NHS WOLVERHAMPTON CCG	Y02735	ITTINGSHALL MEDICAL CTR	65	58%	42%	-
06A	NHS WOLVERHAMPTON CCG	Y02736	SHOWELL PARK HEALTH & WALK IN CTR	107	88%	12%	-
06A	NHS WOLVERHAMPTON CCG	Y02737	BILSTON URBAN VILLAGE MEDICAL CTR	119	66%	34%	-
13P	NHS BIRMINGHAM CROSSCITY CCG	M85001	3AHAM ZAMAN SURGERY	74	46%	55%	-
13P	NHS BIRMINGHAM CROSSCITY CCG	M85003	THE OLD PROBY SURGERY	146	27%	73%	-
13P	NHS BIRMINGHAM CROSSCITY CCG	M85005	THE PARK MEDICAL CENTRE	135	75%	25%	-
13P	NHS BIRMINGHAM CROSSCITY CCG	M85006	GREENRIDGE SURGERY	106	70%	30%	*
13P	NHS BIRMINGHAM CROSSCITY CCG	M85008	ROOLWAY MEDICAL CENTRE	40	65%	35%	-
13P	NHS BIRMINGHAM CROSSCITY CCG	M85011	SWAN MEDICAL CENTRE	110	75%	25%	-
13P	NHS BIRMINGHAM CROSSCITY CCG	M85013	113 CHURCH LANE	30	47%	53%	-
13P	NHS BIRMINGHAM CROSSCITY CCG	M85014	273 KINGSBURY ROAD	35	60%	40%	-
13P	NHS BIRMINGHAM CROSSCITY CCG	M85015	578 STRATFORD ROAD	98	72%	28%	-
13P	NHS BIRMINGHAM CROSSCITY CCG	M85016	9 TWICKENHAM ROAD	61	46%	54%	-
13P	NHS BIRMINGHAM CROSSCITY CCG	M85018	VARDLEY WOOD HEALTH CENTRE	116	79%	21%	-
13P	NHS BIRMINGHAM CROSSCITY CCG	M85021	MOSSLEY MEDICAL CTR	27	81%	19%	-
13P	NHS BIRMINGHAM CROSSCITY CCG	M85023	MILLENNIUM MEDICAL CENTRE	125	55%	45%	*

Table 9 : Breastfeeding initiation, by GP Practice, CCG, Area Team 2013/14 - Annual

Source: NHS England
Crown Copyright © 2014



Code	CCG Name	Code	GP Practice name	Number of maternities	Percentage mothers initiating Breastfeeding	Percentage mothers not initiating Breastfeeding	Percentage mothers with no known status
13P	NHS BIRMINGHAM CROSSCITY CCG	M85026	ASHFIELD SURGERY	136	82%	18%	-
13P	NHS BIRMINGHAM CROSSCITY CCG	M85027	LEACH HEALTH MEDICAL CENTRE	103	80%	32%	-
13P	NHS BIRMINGHAM CROSSCITY CCG	M85028	LORDSWOOD MEDICAL GROUP	302	75%	23%	*
13P	NHS BIRMINGHAM CROSSCITY CCG	M85030	NORTHFIELD HEALTH CENTRE	155	61%	38%	*
13P	NHS BIRMINGHAM CROSSCITY CCG	M85031	THE HARBLOUGH SURGERY	151	62%	38%	-
13P	NHS BIRMINGHAM CROSSCITY CCG	M85033	JAMES PRESTON HEALTH CTR.	160	81%	19%	-
13P	NHS BIRMINGHAM CROSSCITY CCG	M85034	YARLEY GREEN MEDICAL CTR	314	76%	24%	-
13P	NHS BIRMINGHAM CROSSCITY CCG	M85035	WODDINGTON VALLEY HTH. CTR.	61	81%	19%	-
13P	NHS BIRMINGHAM CROSSCITY CCG	M85036	DUDDLEY PARK MEDICAL CTR	110	65%	33%	*
13P	NHS BIRMINGHAM CROSSCITY CCG	M85038	FOUR OAKS MEDICAL CENTRE	103	85%	15%	-
13P	NHS BIRMINGHAM CROSSCITY CCG	M85044	HILL GREEN HEALTH	-	-	-	-
13P	NHS BIRMINGHAM CROSSCITY CCG	M85046	TUDOR PRACTICE	68	82%	18%	-
13P	NHS BIRMINGHAM CROSSCITY CCG	M85052	NORTHFIELD HEALTH CENTRE	73	67%	33%	-
13P	NHS BIRMINGHAM CROSSCITY CCG	M85053	THE ST. CLEMENTS SURGERY	71	67%	33%	-
13P	NHS BIRMINGHAM CROSSCITY CCG	M85059	MAYPOLE HEALTH CENTRE	24	63%	38%	-
13P	NHS BIRMINGHAM CROSSCITY CCG	M85060	THE OAKS MEDICAL CENTRE	103	69%	31%	-
13P	NHS BIRMINGHAM CROSSCITY CCG	M85061	YARLEY GREEN MEDICAL CTR	156	67%	33%	-
13P	NHS BIRMINGHAM CROSSCITY CCG	M85062	DR SINGHANI AND PARTNERS	62	69%	31%	-
13P	NHS BIRMINGHAM CROSSCITY CCG	M85063	ERDINGTON MEDICAL CENTRE	439	69%	31%	*
13P	NHS BIRMINGHAM CROSSCITY CCG	M85065	THE POPLARS SURGERY	133	78%	22%	-
13P	NHS BIRMINGHAM CROSSCITY CCG	M85066	WARDS END MEDICAL CENTRE	90	69%	31%	-
13P	NHS BIRMINGHAM CROSSCITY CCG	M85068	JAMES PRESTON HEALTH CTR.	91	79%	21%	-
13P	NHS BIRMINGHAM CROSSCITY CCG	M85070	RESERVOIR ROAD SURGERY	175	77%	23%	-
13P	NHS BIRMINGHAM CROSSCITY CCG	M85074	WAKE GREEN SURGERY	117	82%	15%	-
13P	NHS BIRMINGHAM CROSSCITY CCG	M85076	HOLLYMOOR MEDICAL CENTRE	132	56%	43%	*
13P	NHS BIRMINGHAM CROSSCITY CCG	M85079	EDEN COURT MEDICAL PRACT.	85	55%	45%	-
13P	NHS BIRMINGHAM CROSSCITY CCG	M85081	STREETLY ROAD SURGERY	136	72%	28%	-
13P	NHS BIRMINGHAM CROSSCITY CCG	M85083	LEY HILL SURGERY	98	84%	16%	-
13P	NHS BIRMINGHAM CROSSCITY CCG	M85085	THE LANE MEDICAL CENTRE	47	83%	17%	-
13P	NHS BIRMINGHAM CROSSCITY CCG	M85087	COLLEGE ROAD SURGERY	96	64%	36%	-
13P	NHS BIRMINGHAM CROSSCITY CCG	M85092	GOODREST CROFT SURGERY	116	58%	41%	*
13P	NHS BIRMINGHAM CROSSCITY CCG	M85094	1222 COVENTRY ROAD	13	88%	-	*
13P	NHS BIRMINGHAM CROSSCITY CCG	M85097	25 CRANES PARK ROAD	27	67%	33%	-
13P	NHS BIRMINGHAM CROSSCITY CCG	M85103	SUTTON PARK SURGERY	69	84%	16%	-
13P	NHS BIRMINGHAM CROSSCITY CCG	M85105	VICTORIA ROAD SURGERY	52	65%	35%	-
13P	NHS BIRMINGHAM CROSSCITY CCG	M85107	85 KEMPSON ROAD	45	67%	33%	-
13P	NHS BIRMINGHAM CROSSCITY CCG	M85108	SMALL HEALTH MED. PRACTICE	106	78%	22%	-
13P	NHS BIRMINGHAM CROSSCITY CCG	M85110	SALTLEY CTR.FOR HTH.CARE	69	62%	38%	-
13P	NHS BIRMINGHAM CROSSCITY CCG	M85111	111 CHURCH LANE	97	64%	36%	-
13P	NHS BIRMINGHAM CROSSCITY CCG	M85113	BUCKLANDS END LANE SURG	56	71%	29%	-
13P	NHS BIRMINGHAM CROSSCITY CCG	M85115	SUTTON ROAD SURGERY	40	70%	30%	-
13P	NHS BIRMINGHAM CROSSCITY CCG	M85117	BARTLEY GREEN HEALTH CENTRE	84	54%	46%	*
13P	NHS BIRMINGHAM CROSSCITY CCG	M85118	BALDWINNS LANE SURGERY	21	88%	-	-
13P	NHS BIRMINGHAM CROSSCITY CCG	M85139	PAK HEALTH CENTRE	94	64%	36%	-
13P	NHS BIRMINGHAM CROSSCITY CCG	M85141	SCHOLLAKE SURGERY	39	56%	44%	-
13P	NHS BIRMINGHAM CROSSCITY CCG	M85142	KEYNELL COVERT	17	87%	13%	-
13P	NHS BIRMINGHAM CROSSCITY CCG	M85143	JIGGINS LANE MEDICAL CTR	99	68%	32%	-
13P	NHS BIRMINGHAM CROSSCITY CCG	M85149	ALLUM ROCK MEDICAL CENTRE	123	60%	40%	-
13P	NHS BIRMINGHAM CROSSCITY CCG	M85155	KINGSTANDING CIRCLE SURG.	63	50%	50%	-
13P	NHS BIRMINGHAM CROSSCITY CCG	M85158	APOLLO SURGERY	26	54%	46%	-
13P	NHS BIRMINGHAM CROSSCITY CCG	M85159	BUNBURY ROAD SURGERY	39	69%	31%	*
13P	NHS BIRMINGHAM CROSSCITY CCG	M85163	BIRFINS BROOK MED.CTR.	47	83%	17%	-
13P	NHS BIRMINGHAM CROSSCITY CCG	M85167	UNIVERSITY MEDICAL PRACT.	32	87%	-	-
13P	NHS BIRMINGHAM CROSSCITY CCG	M85170	WASHWOOD HEALTH URGENT CARE CENTRE	50	70%	30%	-
13P	NHS BIRMINGHAM CROSSCITY CCG	M85171	16 ROWLANDS ROAD	14	87%	13%	-
13P	NHS BIRMINGHAM CROSSCITY CCG	M85172	HIDGECOTE HOUSE SURGERY	128	73%	27%	-
13P	NHS BIRMINGHAM CROSSCITY CCG	M85175	THE HAWTHORNS SURGERY	93	85%	15%	-
13P	NHS BIRMINGHAM CROSSCITY CCG	M85177	170 GOSPOE LANE	80	73%	28%	-
13P	NHS BIRMINGHAM CROSSCITY CCG	M85179	MAYPOLE HEALTH CENTRE	57	81%	19%	-
13P	NHS BIRMINGHAM CROSSCITY CCG	M85624	KINGSDALE SURGERY	43	63%	37%	-
13P	NHS BIRMINGHAM CROSSCITY CCG	M85669	TUDOR PRACTICE	52	69%	31%	-
13P	NHS BIRMINGHAM CROSSCITY CCG	M85670	WYBER SURGERY	54	69%	31%	-
13P	NHS BIRMINGHAM CROSSCITY CCG	M85677	FERNBANK MEDICAL CENTRE	89	69%	31%	-
13P	NHS BIRMINGHAM CROSSCITY CCG	M85680	75-77 COTTERILLS LANE	58	66%	34%	-
13P	NHS BIRMINGHAM CROSSCITY CCG	M85684	CITY ROAD MEDICAL CENTRE	6	100%	-	-
13P	NHS BIRMINGHAM CROSSCITY CCG	M85689	THE DOVECOTE SURGERY	15	80%	-	-
13P	NHS BIRMINGHAM CROSSCITY CCG	M85693	FEATHERSTONE MEDICAL CENTRE	14	89%	-	*
13P	NHS BIRMINGHAM CROSSCITY CCG	M85694	172 GARRETS GREEN ROAD	18	87%	13%	-
13P	NHS BIRMINGHAM CROSSCITY CCG	M85699	COVENTRY ROAD MEDICAL CTR	150	62%	38%	-
13P	NHS BIRMINGHAM CROSSCITY CCG	M85704	SALTLEY CTR.FOR HTH.CARE	64	67%	33%	-
13P	NHS BIRMINGHAM CROSSCITY CCG	M85706	191 BARROWS LANE	39	69%	31%	-
13P	NHS BIRMINGHAM CROSSCITY CCG	M85716	STOCKLAND GREEN HTH. CTR.	48	73%	27%	-
13P	NHS BIRMINGHAM CROSSCITY CCG	M85717	115 SHELDON HEATH ROAD	27	41%	59%	-
13P	NHS BIRMINGHAM CROSSCITY CCG	M85722	12-34 NASEBY ROAD	93	66%	40%	-
13P	NHS BIRMINGHAM CROSSCITY CCG	M85730	71 HIL HEALTH CENTRE	59	63%	36%	-
13P	NHS BIRMINGHAM CROSSCITY CCG	M85732	80 BLOOMSBURY STREET	22	77%	-	-
13P	NHS BIRMINGHAM CROSSCITY CCG	M85736	ACOCKS GREEN MEDICAL CTR.	72	76%	24%	-
13P	NHS BIRMINGHAM CROSSCITY CCG	M85738	NEHE GREEN SURGERY	14	89%	-	-
13P	NHS BIRMINGHAM CROSSCITY CCG	M85739	PAK HEALTH CENTRE	93	68%	32%	-
13P	NHS BIRMINGHAM CROSSCITY CCG	M85741	FALCON SURGERY	30	60%	40%	-
13P	NHS BIRMINGHAM CROSSCITY CCG	M85746	387 KINGS GREEN ROAD	44	68%	32%	-
13P	NHS BIRMINGHAM CROSSCITY CCG	M85749	726 COVENTRY ROAD	44	70%	30%	-
13P	NHS BIRMINGHAM CROSSCITY CCG	M85750	HUMBERSTONE ROAD SURGERY	-	-	-	-
13P	NHS BIRMINGHAM CROSSCITY CCG	M85759	BLOOMSBURY HEALTH CENTRE	64	66%	34%	-
13P	NHS BIRMINGHAM CROSSCITY CCG	M85770	SHELDON MEDICAL CENTRE	26	65%	35%	-
13P	NHS BIRMINGHAM CROSSCITY CCG	M85776	LEA VILLAGE MEDICAL CTR.	34	53%	47%	-
13P	NHS BIRMINGHAM CROSSCITY CCG	M85779	WILLESBURY HOUSE	35	60%	40%	-
13P	NHS BIRMINGHAM CROSSCITY CCG	M85781	MORSELEY GREEN SURGERY	43	72%	28%	-
13P	NHS BIRMINGHAM CROSSCITY CCG	M85782	THE SOUTGATE SURGERY	9	89%	-	-
13P	NHS BIRMINGHAM CROSSCITY CCG	M85784	263 TILE CROSS ROAD	29	34%	66%	-
13P	NHS BIRMINGHAM CROSSCITY CCG	M85786	412 KINGSTANDING ROAD	13	84%	-	-
13P	NHS BIRMINGHAM CROSSCITY CCG	M85791	STREITLY SURGERY	15	73%	-	-
13P	NHS BIRMINGHAM CROSSCITY CCG	M85792	6 DYAS ROAD	19	89%	11%	-
13P	NHS BIRMINGHAM CROSSCITY CCG	M85803	W.40L MEDICAL CENTRE	204	72%	28%	-
13P	NHS BIRMINGHAM CROSSCITY CCG	M88006	CAPE HILL MEDICAL CENTRE	50	74%	22%	-
13P	NHS BIRMINGHAM CROSSCITY CCG	M88020	SHERWOOD HOUSE MED PRACT	91	90%	9%	-
13P	NHS BIRMINGHAM CROSSCITY CCG	Y00079	GRANGE HILL SURGERY	33	59%	41%	-
13P	NHS BIRMINGHAM CROSSCITY CCG	Y00159	HALL GREEN HEALTH	376	72%	27%	-
13P	NHS BIRMINGHAM CROSSCITY CCG	Y01068	SALTLEY CENTRE FOR HEALTH CARE	142	80%	20%	-
13P	NHS BIRMINGHAM CROSSCITY CCG	Y01176	URGENT CARE CENTRE	-	-	-	-
13P	NHS BIRMINGHAM CROSSCITY CCG	Y02567	HODGE HILL FAMILY PRACTICE	69	75%	-	-
13P	NHS BIRMINGHAM CROSSCITY CCG	Y02571	POPULAR PRIMARY CARE CTR	91	79%	19%	-
13P	NHS BIRMINGHAM CROSSCITY CCG	Y02794	CHALKLEAF MEDICAL PRACTICE	112	75%	25%	-
13P	NHS BIRMINGHAM CROSSCITY CCG	Y02893	IRIDIUM MEDICAL PRAC.	191	71%	29%	-
13P	NHS BIRMINGHAM CROSSCITY CCG	Y02988	KINGSTANDING COMMUNITY PRAC	20	70%	30%	-
13P	NHS BIRMINGHAM CROSSCITY CCG	Y03997	HAMO MEDICAL PRACTICE	35	71%	29%	-

Table 9 : Breastfeeding initiation, by GP Practice, CCG, Area Team 2013/14 - Annual

Source: NHS England

Crown Copyright © 2014



Code	CCG Name	Code	GP Practice name	Number of maternities	Percentage mothers initiating Breastfeeding	Percentage mothers not initiating Breastfeeding	Percentage mothers with no known status
03X	NHS EREWASH CCG	C81010	THE MOIR MEDICAL CENTRE	114	69%	20%	11%
03X	NHS EREWASH CCG	C81021	OLD STATION SURGERY	167	66%	27%	7%
03X	NHS EREWASH CCG	C81022	ILKESTON HEALTH CENTRE	38	63%	32%	*
03X	NHS EREWASH CCG	C81023	AITUNE MEDICAL PRACTICE	103	75%	19%	6%
03X	NHS EREWASH CCG	C81026	ADAM HOUSE MEDICAL CENTRE	69	75%	17%	*
03X	NHS EREWASH CCG	C81061	LITTLEWICK MEDICAL CENTRE	182	69%	24%	7%
03X	NHS EREWASH CCG	C81083	THE GOLDEN BROOK PRACTICE	95	78%	16%	6%
03X	NHS EREWASH CCG	C81090	ILKESTON HEALTH CENTRE	25	60%	28%	*
03X	NHS EREWASH CCG	C81097	COLLEGE ST MEDICAL CENTRE	90	76%	17%	8%
03X	NHS EREWASH CCG	C81115	DR MISTRY & PARTNERS	59	63%	29%	*
03X	NHS EREWASH CCG	C81604	EDEN SURGERY	48	79%	17%	*
03X	NHS EREWASH CCG	C81642	PARK VIEW MEDICAL CENTRE	53	89%	*	*
03X	NHS EREWASH CCG	Y02574	*DORMANT*ILKESTON FAMILY PRACTICE & WALK II	*	*	*	-
03Y	NHS HARDWICK CCG	C81008	BLUE DYKES	88	72%	27%	*
03Y	NHS HARDWICK CCG	C81011	WELBECK STREET	65	49%	51%	-
03Y	NHS HARDWICK CCG	C81029	STAFFA HEALTH	155	78%	22%	-
03Y	NHS HARDWICK CCG	C81033	SHIRES HEALTHCARE	180	53%	44%	*
03Y	NHS HARDWICK CCG	C81050	THE VILLAGE SURGERY	88	63%	33%	*
03Y	NHS HARDWICK CCG	C81055	MEDICAL CENTRE	32	56%	44%	-
03Y	NHS HARDWICK CCG	C81056	CLAY CROSS MEDICAL CENTRE	54	69%	31%	-
03Y	NHS HARDWICK CCG	C81095	EMMETT CARR SURGERY	43	77%	19%	*
03Y	NHS HARDWICK CCG	C81096	CRAGS HEALTH CARE	61	57%	43%	-
03Y	NHS HARDWICK CCG	C81099	LIMES MEDICAL CENTRE	65	82%	15%	*
03Y	NHS HARDWICK CCG	C81633	GRASSMOOR SURGERY	23	65%	35%	-
03Y	NHS HARDWICK CCG	C81638	CASTLE STREET MEDICAL CTR	25	76%	24%	-
03Y	NHS HARDWICK CCG	C81647	ST LAWRENCE ROAD SURGERY	39	69%	31%	-
03Y	NHS HARDWICK CCG	C81655	FRIENDLY FAMILY SURGERY	27	74%	26%	-
03Y	NHS HARDWICK CCG	C81658	1A WELBECK DRIVE	25	84%	*	-
03Y	NHS HARDWICK CCG	C81661	BLACKWELL MEDICAL CENTRE	19	63%	32%	*
04E	NHS MANSFIELD AND ASHFIELD CCG	C84012	WILLOWBROOK MEDICAL PRACT	146	69%	30%	*
04E	NHS MANSFIELD AND ASHFIELD CCG	C84014	WOODLANDS MED/PRACTICE	88	68%	30%	*
04E	NHS MANSFIELD AND ASHFIELD CCG	C84016	OAKWOOD SURGERY	147	63%	35%	*
04E	NHS MANSFIELD AND ASHFIELD CCG	C84020	CHURCHSIDE MED PRACTICE	69	62%	36%	*
04E	NHS MANSFIELD AND ASHFIELD CCG	C84031	ST PETER'S MEDICAL PRACTICE	32	72%	28%	-
04E	NHS MANSFIELD AND ASHFIELD CCG	C84036	ROSEMARY STREET HEALTH CENTRE	106	70%	26%	*
04E	NHS MANSFIELD AND ASHFIELD CCG	C84051	ORCHARD MEDICAL PRACTICE	166	70%	29%	*
04E	NHS MANSFIELD AND ASHFIELD CCG	C84057	PLEASLEY SURGERY	22	82%	*	*
04E	NHS MANSFIELD AND ASHFIELD CCG	C84061	HARWOOD CLOSE SURGERY	73	67%	30%	*
04E	NHS MANSFIELD AND ASHFIELD CCG	C84067	ASHFIELD HOUSE	56	61%	36%	*
04E	NHS MANSFIELD AND ASHFIELD CCG	C84069	ROUNDWOOD SURGERY	197	66%	32%	*
04E	NHS MANSFIELD AND ASHFIELD CCG	C84074	FAMILY MEDICAL CENTRE	40	58%	40%	*
04E	NHS MANSFIELD AND ASHFIELD CCG	C84076	THE HEALTH CENTRE	48	60%	40%	-
04E	NHS MANSFIELD AND ASHFIELD CCG	C84077	BRIERLEY PARK MEDICAL CENTRE	88	72%	26%	*
04E	NHS MANSFIELD AND ASHFIELD CCG	C84106	MILL VIEW SURGERY	80	61%	35%	*
04E	NHS MANSFIELD AND ASHFIELD CCG	C84114	THE SURGERY	47	66%	30%	*
04E	NHS MANSFIELD AND ASHFIELD CCG	C84121	THE PANTILES MEDICAL CTRE	26	38%	58%	*
04E	NHS MANSFIELD AND ASHFIELD CCG	C84127	RIVERBANK MEDICAL SERVICES	36	56%	36%	*
04E	NHS MANSFIELD AND ASHFIELD CCG	C84140	THE SURGERY	48	48%	46%	*
04E	NHS MANSFIELD AND ASHFIELD CCG	C84142	SELSTON SURGERY	38	61%	34%	*
04E	NHS MANSFIELD AND ASHFIELD CCG	C84629	THE HEALTH CARE COMPLEX	57	49%	49%	*
04E	NHS MANSFIELD AND ASHFIELD CCG	C84637	SANDY LANE SURGERY	86	52%	42%	*
04E	NHS MANSFIELD AND ASHFIELD CCG	C84654	MEDICAL CENTRE	38	74%	21%	*
04E	NHS MANSFIELD AND ASHFIELD CCG	C84658	MEDEN VALE MED CTR	56	48%	52%	-
04E	NHS MANSFIELD AND ASHFIELD CCG	C84675	OAKTREE LANE SURGERY	44	68%	30%	*
04E	NHS MANSFIELD AND ASHFIELD CCG	C84679	ACORN MEDICAL CENTRE ST	40	53%	48%	-
04E	NHS MANSFIELD AND ASHFIELD CCG	C84710	BULL FARM SURGERY	36	58%	42%	-
04E	NHS MANSFIELD AND ASHFIELD CCG	C84712	THE HEALTH CENTRE	63	65%	33%	*
04E	NHS MANSFIELD AND ASHFIELD CCG	C84718	WOODSIDE SUGERY	31	71%	29%	-
04E	NHS MANSFIELD AND ASHFIELD CCG	Y01096	RICS	*	*	-	-
04E	NHS MANSFIELD AND ASHFIELD CCG	Y01669	CASH SERVICES	*	-	*	-
04E	NHS MANSFIELD AND ASHFIELD CCG	Y02130	NCTPCT DIRECT ACCESS SOUTH	*	*	-	-
04E	NHS MANSFIELD AND ASHFIELD CCG	Y02181	KIRKBY COMMUNITY PRIMARY CARE CTR	102	69%	29%	*
04E	NHS MANSFIELD AND ASHFIELD CCG	Y02977	DRS LAW & MOUNTCASTLE	60	70%	23%	*
04H	NHS NEWARK & SHERWOOD CCG	C84009	THE SURGERY	146	61%	32%	7%
04H	NHS NEWARK & SHERWOOD CCG	C84019	THE FOUNTAIN MEDICAL CTR.	148	70%	24%	6%
04H	NHS NEWARK & SHERWOOD CCG	C84021	MIDDLETON LODGE SURGERY	132	61%	36%	*
04H	NHS NEWARK & SHERWOOD CCG	C84029	LOMBARD MEDICAL CENTRE	244	58%	38%	4%
04H	NHS NEWARK & SHERWOOD CCG	C84037	THE SURGERY	91	66%	24%	10%
04H	NHS NEWARK & SHERWOOD CCG	C84045	COLLINGHAM MEDICAL CENTRE	45	84%	13%	*
04H	NHS NEWARK & SHERWOOD CCG	C84049	SOUTHWELL MEDICAL CENTRE	59	92%	*	*
04H	NHS NEWARK & SHERWOOD CCG	C84059	CLIPSTONE HEALTH CENTRE	83	69%	27%	*
04H	NHS NEWARK & SHERWOOD CCG	C84087	RAINWORTH HEALTH CENTRE	48	77%	17%	*
04H	NHS NEWARK & SHERWOOD CCG	C84113	MAJOR OAK MED PRACTICE	49	65%	29%	*
04H	NHS NEWARK & SHERWOOD CCG	C84123	BIRKWOOD	34	79%	18%	*

Table 9 : Breastfeeding initiation, by GP Practice, CCG, Area Team 2013/14 - Annual

Source: NHS England

Crown Copyright © 2014



Code	CCG Name	Code	GP Practice name	Number of maternities	Percentage mothers initiating Breastfeeding	Percentage mothers not initiating Breastfeeding	Percentage mothers with no known status
04H	NHS NEWARK & SHERWOOD CCG	C84648	BALDERTON PRIMARY CARE CTRE	55	78%	18%	*
04H	NHS NEWARK & SHERWOOD CCG	C84656	HILL VIEW SURGERY	28	61%	39%	-
04H	NHS NEWARK & SHERWOOD CCG	C84660	HOUNSFIELD SURGERY	21	81%	*	-
04H	NHS NEWARK & SHERWOOD CCG	C84678	THE SURGERY	44	82%	14%	*
04J	NHS NORTH DERBYSHIRE CCG	C81001	THE SPRINGS HEALTH CENTRE	87	72%	26%	*
04J	NHS NORTH DERBYSHIRE CCG	C81002	MOSS VALLEY MEDICAL PRACT	73	74%	22%	*
04J	NHS NORTH DERBYSHIRE CCG	C81003	SETT VALLEY MEDICAL CTRE	95	67%	31%	*
04J	NHS NORTH DERBYSHIRE CCG	C81012	THE SURGERY@WHEATBRIDGE	189	78%	22%	-
04J	NHS NORTH DERBYSHIRE CCG	C81013	BASLOW HEALTH CENTRE	20	95%	*	-
04J	NHS NORTH DERBYSHIRE CCG	C81015	NEWBOLD SURGERY	93	73%	27%	-
04J	NHS NORTH DERBYSHIRE CCG	C81016	BAKEWELL MEDICAL CENTRE	35	91%	*	-
04J	NHS NORTH DERBYSHIRE CCG	C81024	HOLYWELL MEDICAL GROUP	285	67%	33%	*
04J	NHS NORTH DERBYSHIRE CCG	C81025	DRONFIELD MEDICAL PRACTICE	68	88%	9%	*
04J	NHS NORTH DERBYSHIRE CCG	C81028	IMPERIAL ROAD SURGERY	59	71%	27%	*
04J	NHS NORTH DERBYSHIRE CCG	C81030	THE DARLEY DALE MED CTR	42	81%	19%	-
04J	NHS NORTH DERBYSHIRE CCG	C81034	THE STEWART MEDICAL CTR	73	74%	26%	-
04J	NHS NORTH DERBYSHIRE CCG	C81039	EYAM SURGERY	22	95%	*	-
04J	NHS NORTH DERBYSHIRE CCG	C81041	1A WELBECK ROAD	144	70%	30%	-
04J	NHS NORTH DERBYSHIRE CCG	C81043	RECTORY ROAD MEDICAL CENTRE	*	-	*	-
04J	NHS NORTH DERBYSHIRE CCG	C81044	WHITTINGTON MOOR SURGERY	90	69%	31%	-
04J	NHS NORTH DERBYSHIRE CCG	C81045	ASHGATE MEDICAL PRACTICE	84	77%	23%	-
04J	NHS NORTH DERBYSHIRE CCG	C81058	BRIMINGTON SURGERY	93	75%	25%	-
04J	NHS NORTH DERBYSHIRE CCG	C81063	THORNBROOK SURGERY	61	79%	21%	-
04J	NHS NORTH DERBYSHIRE CCG	C81065	BUXTON MEDICAL PRACTICE	77	77%	22%	*
04J	NHS NORTH DERBYSHIRE CCG	C81067	CHATSWORTH ROAD MED. CTR.	54	93%	*	-
04J	NHS NORTH DERBYSHIRE CCG	C81070	OAKHILL MEDICAL PRACTICE	27	81%	*	-
04J	NHS NORTH DERBYSHIRE CCG	C81074	ELMWOOD MEDICAL CENTRE	71	63%	35%	*
04J	NHS NORTH DERBYSHIRE CCG	C81076	TIDESWELL SURGERY	27	89%	*	-
04J	NHS NORTH DERBYSHIRE CCG	C81080	GOYT VALLEY MEDICAL PRAC.	67	75%	24%	*
04J	NHS NORTH DERBYSHIRE CCG	C81082	THE SURGERY	24	88%	*	-
04J	NHS NORTH DERBYSHIRE CCG	C81084	AVENUE HOUSE SURGERY	100	78%	22%	-
04J	NHS NORTH DERBYSHIRE CCG	C81089	STUBLEY MEDICAL CENTRE	40	95%	*	*
04J	NHS NORTH DERBYSHIRE CCG	C81091	KILLAMARSH MEDICAL PRACT	73	75%	21%	*
04J	NHS NORTH DERBYSHIRE CCG	C81092	THE EVELYN MEDICAL CENTRE	33	94%	-	*
04J	NHS NORTH DERBYSHIRE CCG	C81101	LIME GROVE MEDICAL CENTRE	72	86%	14%	-
04J	NHS NORTH DERBYSHIRE CCG	C81116	82 ST. PHILIPS DRIVE	44	82%	18%	-
04J	NHS NORTH DERBYSHIRE CCG	C81611	ASHOVER MEDICAL CENTRE	7	100%	-	-
04J	NHS NORTH DERBYSHIRE CCG	C81617	THE WHITTINGTON MED.CTR.	43	79%	21%	-
04J	NHS NORTH DERBYSHIRE CCG	C81627	GOSFORTH VALLEY MEDICAL PRACTICE	31	87%	*	*
04J	NHS NORTH DERBYSHIRE CCG	C81634	15/17 NEW MILLS ROAD	32	78%	22%	-
04J	NHS NORTH DERBYSHIRE CCG	C81649	CALOW AND BRIMINGTON PRACTICE	69	81%	17%	*
04J	NHS NORTH DERBYSHIRE CCG	C81654	HASLAND MEDICAL CENTRE	48	83%	17%	-
04J	NHS NORTH DERBYSHIRE CCG	C81662	BARLBOROUGH MEDICAL PRACT	62	81%	19%	-
04K	NHS NOTTINGHAM CITY CCG	C84004	ST.ALBANS MEDICAL CENTRE	85	51%	38%	12%
04K	NHS NOTTINGHAM CITY CCG	C84011	ELMSWOOD SURGERY	101	84%	10%	6%
04K	NHS NOTTINGHAM CITY CCG	C84018	FAMILY MEDICAL CENTRE	127	71%	20%	9%
04K	NHS NOTTINGHAM CITY CCG	C84023	CRIPPS HEALTH CENTRE	84	94%	*	*
04K	NHS NOTTINGHAM CITY CCG	C84034	CHURCHFIELDS MED PRACTICE	119	66%	26%	8%
04K	NHS NOTTINGHAM CITY CCG	C84039	DERBY ROAD HEALTH CENTRE	98	81%	12%	7%
04K	NHS NOTTINGHAM CITY CCG	C84043	LEEN VIEW SURGERY	98	51%	34%	15%
04K	NHS NOTTINGHAM CITY CCG	C84044	DEER PARK FAMILY MEDICAL PRACTICE	79	81%	10%	9%
04K	NHS NOTTINGHAM CITY CCG	C84046	CLIFTON MEDICAL PRACTICE	88	59%	33%	8%
04K	NHS NOTTINGHAM CITY CCG	C84060	RIVERGREEN MEDICAL CENTRE	120	62%	28%	11%
04K	NHS NOTTINGHAM CITY CCG	C84063	GREENWOOD & SNEINTON FMC.	106	74%	22%	*
04K	NHS NOTTINGHAM CITY CCG	C84064	PARKSIDE MEDICAL PRACTICE	110	64%	28%	8%
04K	NHS NOTTINGHAM CITY CCG	C84072	WELLSPRING SURGERY	174	71%	20%	9%
04K	NHS NOTTINGHAM CITY CCG	C84078	HUCKNALL ROAD MEDICAL CTR	194	74%	18%	8%
04K	NHS NOTTINGHAM CITY CCG	C84081	JOHN RYLE MEDICAL CENTRE	82	56%	28%	16%
04K	NHS NOTTINGHAM CITY CCG	C84085	858 WOODBOROUGH ROAD	81	86%	11%	*
04K	NHS NOTTINGHAM CITY CCG	C84091	ASPLEY MEDICAL CENTRE	93	55%	33%	12%
04K	NHS NOTTINGHAM CITY CCG	C84092	MEADOWS HEALTH CENTRE	34	56%	18%	26%
04K	NHS NOTTINGHAM CITY CCG	C84096	RADFORD HEALTH CENTRE	58	74%	16%	10%
04K	NHS NOTTINGHAM CITY CCG	C84103	THE FOREST PRACTICE	83	83%	10%	7%
04K	NHS NOTTINGHAM CITY CCG	C84104	GREENFIELDS MEDICAL CTR	30	70%	30%	-
04K	NHS NOTTINGHAM CITY CCG	C84105	MARY POTTER HEALTH CENTRE	119	73%	17%	10%
04K	NHS NOTTINGHAM CITY CCG	C84116	MELBOURNE PARK MED.CTR.	100	65%	22%	13%
04K	NHS NOTTINGHAM CITY CCG	C84117	RADFORD HEALTH CENTRE	57	81%	16%	*
04K	NHS NOTTINGHAM CITY CCG	C84122	WOLLATON PARK MEDICAL CENTRE	86	81%	12%	7%
04K	NHS NOTTINGHAM CITY CCG	C84129	THE SURGERY	83	76%	19%	*
04K	NHS NOTTINGHAM CITY CCG	C84135	201 QUEENS BOWER ROAD	58	66%	21%	14%
04K	NHS NOTTINGHAM CITY CCG	C84136	ST.LUKE'S SURGERY	45	80%	*	*
04K	NHS NOTTINGHAM CITY CCG	C84138	SPRINGFIELD MEDICAL CTR	49	57%	29%	14%
04K	NHS NOTTINGHAM CITY CCG	C84144	MEADOWS HEALTH CENTRE	81	73%	16%	11%
04K	NHS NOTTINGHAM CITY CCG	C84145	ST MARYS HEALTH CENTRE	11	*	55%	-

Table 9 : Breastfeeding initiation, by GP Practice, CCG, Area Team 2013/14 - Annual

Source: NHS England

Crown Copyright © 2014



Code	CCG Name	Code	GP Practice name	Number of maternities	Percentage mothers initiating Breastfeeding	Percentage mothers not initiating Breastfeeding	Percentage mothers with no known status
04K	NHS NOTTINGHAM CITY CCG	C84151	THE MEDICAL CENTRE	40	65%	25%	*
04K	NHS NOTTINGHAM CITY CCG	C84602	MALVERN HOUSE	21	86%	*	*
04K	NHS NOTTINGHAM CITY CCG	C84619	TUDOR HOUSE MEDICAL PRACT	69	70%	26%	*
04K	NHS NOTTINGHAM CITY CCG	C84628	SHERWOOD RISE SURGERY	98	76%	13%	11%
04K	NHS NOTTINGHAM CITY CCG	C84632	HARTLEY ROAD MEDICAL CTR.	43	74%	23%	*
04K	NHS NOTTINGHAM CITY CCG	C84633	DR ALAWALE	22	68%	*	*
04K	NHS NOTTINGHAM CITY CCG	C84635	WOLLATON VALE HEALTH CTR.	32	78%	*	*
04K	NHS NOTTINGHAM CITY CCG	C84636	THE NIRNALA SURGERY	38	61%	32%	*
04K	NHS NOTTINGHAM CITY CCG	C84647	112 GRAYLANDS ROAD	11	55%	*	*
04K	NHS NOTTINGHAM CITY CCG	C84650	635 WESTERN BOULEVARD	21	57%	33%	*
04K	NHS NOTTINGHAM CITY CCG	C84664	WELBECK SURGERY	36	92%	*	-
04K	NHS NOTTINGHAM CITY CCG	C84672	THE DALE SURGERY	88	66%	22%	13%
04K	NHS NOTTINGHAM CITY CCG	C84674	WILFORD GROVE SURGERY	33	76%	*	*
04K	NHS NOTTINGHAM CITY CCG	C84676	GREENFIELDS MEDICAL CTR	30	80%	*	*
04K	NHS NOTTINGHAM CITY CCG	C84680	RHR MEDICAL CENTRE	52	58%	35%	*
04K	NHS NOTTINGHAM CITY CCG	C84682	SHERRINGTON PARK MED PRAC	51	84%	*	*
04K	NHS NOTTINGHAM CITY CCG	C84683	THE WINDMILL PRACTICE	109	71%	19%	10%
04K	NHS NOTTINGHAM CITY CCG	C84688	BILBOROUGH MEDICAL CENTRE	156	58%	27%	15%
04K	NHS NOTTINGHAM CITY CCG	C84691	HYSON GREEN (MARY POTTER)	191	81%	12%	7%
04K	NHS NOTTINGHAM CITY CCG	C84693	BAKERSFIELD MEDICAL CTR.	52	77%	19%	*
04K	NHS NOTTINGHAM CITY CCG	C84694	LIME TREE SURGERY	52	54%	27%	19%
04K	NHS NOTTINGHAM CITY CCG	C84695	THE ALICE MEDICAL CENTRE	45	56%	33%	*
04K	NHS NOTTINGHAM CITY CCG	C84698	STRELLEY HEALTH CENTRE	52	60%	25%	15%
04K	NHS NOTTINGHAM CITY CCG	C84704	BEECHDALE SURGERY	44	59%	18%	23%
04K	NHS NOTTINGHAM CITY CCG	C84706	NDU SURGERY	37	62%	27%	*
04K	NHS NOTTINGHAM CITY CCG	C84714	SUNRISE MEDICAL PRACTICE	10	70%	*	*
04K	NHS NOTTINGHAM CITY CCG	C84717	RIVERLYN MEDICAL CENTRE	28	39%	43%	*
04K	NHS NOTTINGHAM CITY CCG	Y00481	NOTTINGHAM HOMELESS TEAM	*	*	-	-
04K	NHS NOTTINGHAM CITY CCG	Y02847	NEMS CENTRE	88	76%	13%	11%
04K	NHS NOTTINGHAM CITY CCG	Y03124	GRANGE FARM MEDICAL CENTRE	32	69%	22%	*
04K	NHS NOTTINGHAM CITY CCG	Y03363	SOUTHGLADE HEALTH CENTRE	30	70%	*	*
04L	NHS NOTTINGHAM NORTH AND EAST CC	C84010	NETHERFIELD MEDICAL CTRE	158	70%	23%	8%
04L	NHS NOTTINGHAM NORTH AND EAST CC	C84026	STENHOUSE MEDICAL CENTRE	115	72%	17%	10%
04L	NHS NOTTINGHAM NORTH AND EAST CC	C84033	THE SURGERY	69	77%	17%	*
04L	NHS NOTTINGHAM NORTH AND EAST CC	C84047	THE CALVERTON PRACTICE	78	81%	12%	8%
04L	NHS NOTTINGHAM NORTH AND EAST CC	C84053	TORKARD HILL MEDICAL CTRE	174	63%	26%	11%
04L	NHS NOTTINGHAM NORTH AND EAST CC	C84055	HIGHCROFT SURGERY	130	71%	22%	8%
04L	NHS NOTTINGHAM NORTH AND EAST CC	C84066	DAYBROOK HEALTH CENTRE	111	70%	23%	7%
04L	NHS NOTTINGHAM NORTH AND EAST CC	C84095	OAKENHALL MEDICAL PRACT	82	68%	20%	12%
04L	NHS NOTTINGHAM NORTH AND EAST CC	C84115	PLAINS VIEW SURGERY	54	85%	*	*
04L	NHS NOTTINGHAM NORTH AND EAST CC	C84124	WHYBURN MEDICAL PRACTICE	144	59%	33%	8%
04L	NHS NOTTINGHAM NORTH AND EAST CC	C84125	APPLE TREE MEDICAL PRACT	16	81%	-	*
04L	NHS NOTTINGHAM NORTH AND EAST CC	C84131	NEWTORPE MEDICAL CENTRE	75	61%	25%	13%
04L	NHS NOTTINGHAM NORTH AND EAST CC	C84133	THE PEACOCK PRACTICE	61	69%	23%	*
04L	NHS NOTTINGHAM NORTH AND EAST CC	C84150	318 WESTDALE LANE	28	71%	*	*
04L	NHS NOTTINGHAM NORTH AND EAST CC	C84612	THE WILLOWS MEDICAL CENTR	40	75%	18%	*
04L	NHS NOTTINGHAM NORTH AND EAST CC	C84613	LOWDHAM MEDICAL CTR	11	100%	-	-
04L	NHS NOTTINGHAM NORTH AND EAST CC	C84646	THE IVY MEDICAL GROUP	22	77%	*	*
04L	NHS NOTTINGHAM NORTH AND EAST CC	C84667	GILTBROOK SURGERY	38	68%	26%	*
04L	NHS NOTTINGHAM NORTH AND EAST CC	C84696	WEST OAK SURGERY	38	76%	*	*
04L	NHS NOTTINGHAM NORTH AND EAST CC	C84709	PARK HOUSE MEDICAL CENTRE	85	74%	18%	8%
04L	NHS NOTTINGHAM NORTH AND EAST CC	Y00026	THE OM SURGERY	28	50%	36%	*
04M	NHS NOTTINGHAM WEST CCG	C84002	THE CHURCH WALK SURGERY	108	61%	28%	11%
04M	NHS NOTTINGHAM WEST CCG	C84003	WEST END SURGERY	59	75%	12%	14%
04M	NHS NOTTINGHAM WEST CCG	C84030	THE OAKS MEDICAL CENTRE	88	90%	*	*
04M	NHS NOTTINGHAM WEST CCG	C84032	CHURCH STREET MEDICAL CTR	75	65%	27%	8%
04M	NHS NOTTINGHAM WEST CCG	C84042	SAXON CROSS SURGERY	86	66%	22%	12%
04M	NHS NOTTINGHAM WEST CCG	C84065	ABBAY MEDICAL CENTRE	49	63%	27%	*
04M	NHS NOTTINGHAM WEST CCG	C84080	THE MANOR SURGERY	109	79%	11%	10%
04M	NHS NOTTINGHAM WEST CCG	C84107	THE LINDEN MEDICAL GROUP	96	82%	13%	*
04M	NHS NOTTINGHAM WEST CCG	C84112	2 HANLEY AVENUE	31	94%	*	-
04M	NHS NOTTINGHAM WEST CCG	C84120	THE VALLEY SURGERY	144	85%	10%	5%
04M	NHS NOTTINGHAM WEST CCG	C84624	THE SURGERY	67	72%	22%	*
04M	NHS NOTTINGHAM WEST CCG	C84705	HICKINGS LANE MEDICAL CTR	57	65%	23%	12%
04M	NHS NOTTINGHAM WEST CCG	Y01095	CHURCH STREET SUBSTANCE MISUSE SERVICE	*	*	-	*
04N	NHS RUSHCLIFFE CCG	C82040	ORCHARD SURGERY	52	88%	*	*
04N	NHS RUSHCLIFFE CCG	C84005	EAST LEAKE HEALTH CENTRE	102	81%	15%	*
04N	NHS RUSHCLIFFE CCG	C84017	THE HEALTH CENTRE	237	82%	11%	7%
04N	NHS RUSHCLIFFE CCG	C84025	EAST BRIDGFORD MED CENTRE	54	80%	20%	-
04N	NHS RUSHCLIFFE CCG	C84028	THE RUDDINGTON MED CENTRE	60	85%	*	*
04N	NHS RUSHCLIFFE CCG	C84048	KEYWORTH HEALTH CENTRE	48	88%	*	*
04N	NHS RUSHCLIFFE CCG	C84082	"DORMANT"	*	*	*	-
04N	NHS RUSHCLIFFE CCG	C84084	THE HEALTH CENTRE	75	85%	9%	*
04N	NHS RUSHCLIFFE CCG	C84086	ST GEORGES MEDICAL PRACTICE	125	89%	6%	6%

Table 9 : Breastfeeding initiation, by GP Practice, CCG, Area Team 2013/14 - Annual

Source: NHS England

Crown Copyright © 2014



Code	CCG Name	Code	GP Practice name	Number of maternities	Percentage mothers initiating Breastfeeding	Percentage mothers not initiating Breastfeeding	Percentage mothers with no known status
04N	NHS RUSHCLIFFE CCG	C84090	MUSTERS ROAD MEDICAL PRAC	79	91%	9%	-
04N	NHS RUSHCLIFFE CCG	C84146	TRENT BRIDGE MEDICAL PRACTICE	57	86%	*	*
04N	NHS RUSHCLIFFE CCG	C84149	178 MUSTERS ROAD	42	90%	*	*
04N	NHS RUSHCLIFFE CCG	C84605	LUDLOW HILL SURGERY	44	91%	*	*
04N	NHS RUSHCLIFFE CCG	C84621	WEST BRIDGFORD HTH CLINIC	36	94%	*	*
04N	NHS RUSHCLIFFE CCG	C84666	COMPTON ACRES MEDICAL CTR	59	88%	12%	-
04N	NHS RUSHCLIFFE CCG	C84703	THE GAMSTON MEDICAL CTR.	70	86%	11%	*
04R	NHS SOUTHERN DERBYSHIRE CCG	C81004	IVY GROVE SURGERY	109	73%	26%	*
04R	NHS SOUTHERN DERBYSHIRE CCG	C81005	JESSOP MEDICAL PRACTICE	129	67%	32%	*
04R	NHS SOUTHERN DERBYSHIRE CCG	C81006	THE CHARNWOOD SURGERY	160	67%	33%	-
04R	NHS SOUTHERN DERBYSHIRE CCG	C81007	VERNON STREET MEDICAL CTR	128	73%	27%	-
04R	NHS SOUTHERN DERBYSHIRE CCG	C81009	WILSON STREET SURGERY	160	65%	35%	-
04R	NHS SOUTHERN DERBYSHIRE CCG	C81014	DERWENT VALLEY MED PRAC	123	68%	32%	-
04R	NHS SOUTHERN DERBYSHIRE CCG	C81017	THE ARTHUR MEDICAL CENTRE	85	74%	26%	-
04R	NHS SOUTHERN DERBYSHIRE CCG	C81019	WELLSIDE MEDICAL CENTRE	88	55%	45%	-
04R	NHS SOUTHERN DERBYSHIRE CCG	C81020	NEWHALL SURGERY	104	65%	35%	-
04R	NHS SOUTHERN DERBYSHIRE CCG	C81027	SOMERCOTES MEDICAL CENTRE	71	56%	42%	*
04R	NHS SOUTHERN DERBYSHIRE CCG	C81031	THE PARK SURGERY	97	59%	38%	*
04R	NHS SOUTHERN DERBYSHIRE CCG	C81032	SWADLINCOTE SURGERY	125	62%	38%	-
04R	NHS SOUTHERN DERBYSHIRE CCG	C81035	VILLAGE COMMUNITY MEDICAL CENTRE	113	68%	31%	*
04R	NHS SOUTHERN DERBYSHIRE CCG	C81036	FRIAR GATE SURGERY	56	84%	16%	-
04R	NHS SOUTHERN DERBYSHIRE CCG	C81037	ASHBOURNE MEDICAL PRACTICE	56	79%	21%	-
04R	NHS SOUTHERN DERBYSHIRE CCG	C81038	WHITEMOOR MEDICAL CTR	124	82%	18%	-
04R	NHS SOUTHERN DERBYSHIRE CCG	C81040	PARK LANE SURGERY	33	94%	*	-
04R	NHS SOUTHERN DERBYSHIRE CCG	C81042	THE MEDICAL CENTRE	107	85%	15%	-
04R	NHS SOUTHERN DERBYSHIRE CCG	C81046	WEST HALLAM MEDICAL CTR.	35	89%	*	*
04R	NHS SOUTHERN DERBYSHIRE CCG	C81047	ALVASTON MEDICAL CENTRE	81	67%	33%	-
04R	NHS SOUTHERN DERBYSHIRE CCG	C81048	APPLETREE MEDICAL CENTRE	76	70%	30%	-
04R	NHS SOUTHERN DERBYSHIRE CCG	C81049	THE KELVINGROVE MED. CTR.	80	68%	30%	*
04R	NHS SOUTHERN DERBYSHIRE CCG	C81051	THE PARK MEDICAL PRACTICE	219	71%	29%	-
04R	NHS SOUTHERN DERBYSHIRE CCG	C81052	BROOKLYN MEDICAL PRACTICE	93	59%	34%	6%
04R	NHS SOUTHERN DERBYSHIRE CCG	C81053	PARKSIDE SURGERY	109	73%	27%	-
04R	NHS SOUTHERN DERBYSHIRE CCG	C81054	HOLLYBROOK MEDICAL CENTRE	198	77%	23%	-
04R	NHS SOUTHERN DERBYSHIRE CCG	C81057	THE SURGERY	59	78%	22%	-
04R	NHS SOUTHERN DERBYSHIRE CCG	C81059	RIPLEY MEDICAL CENTRE	47	66%	34%	-
04R	NHS SOUTHERN DERBYSHIRE CCG	C81060	THE SURGERY	83	72%	28%	-
04R	NHS SOUTHERN DERBYSHIRE CCG	C81062	HANNAGE BROOK MEDICAL CTR	49	86%	14%	-
04R	NHS SOUTHERN DERBYSHIRE CCG	C81064	PARK FARM MEDICAL CENTRE	126	75%	25%	-
04R	NHS SOUTHERN DERBYSHIRE CCG	C81066	OVERDALE MEDICAL PRACTICE	109	74%	23%	*
04R	NHS SOUTHERN DERBYSHIRE CCG	C81068	CHAPEL STREET MEDICAL CTR	147	67%	33%	-
04R	NHS SOUTHERN DERBYSHIRE CCG	C81069	RIVERSDALE	125	77%	22%	*
04R	NHS SOUTHERN DERBYSHIRE CCG	C81071	OSMASTON SURGERY	230	66%	34%	-
04R	NHS SOUTHERN DERBYSHIRE CCG	C81072	LISTER HOUSE	313	73%	27%	-
04R	NHS SOUTHERN DERBYSHIRE CCG	C81073	MACKLIN STREET SURGERY	114	75%	25%	-
04R	NHS SOUTHERN DERBYSHIRE CCG	C81075	BRAILS福德 MEDICAL CENTRE	29	90%	*	-
04R	NHS SOUTHERN DERBYSHIRE CCG	C81079	LEABROOKS MEDICAL CENTRE	27	52%	41%	*
04R	NHS SOUTHERN DERBYSHIRE CCG	C81086	THE SURGERY	66	77%	23%	-
04R	NHS SOUTHERN DERBYSHIRE CCG	C81087	HAVEN MEDICAL CENTRE 690 OSMAS	159	58%	42%	-
04R	NHS SOUTHERN DERBYSHIRE CCG	C81094	CRICH MEDICAL PRACTICE	49	88%	12%	-
04R	NHS SOUTHERN DERBYSHIRE CCG	C81100	THE NEW PARKFIELD SURGERY	95	68%	32%	-
04R	NHS SOUTHERN DERBYSHIRE CCG	C81104	THE SURGERY	16	69%	*	*
04R	NHS SOUTHERN DERBYSHIRE CCG	C81108	MELBOURNE HEALTHCARE CTR	136	84%	16%	-
04R	NHS SOUTHERN DERBYSHIRE CCG	C81110	WELLBROOK MEDICALCENTRE	127	80%	20%	-
04R	NHS SOUTHERN DERBYSHIRE CCG	C81113	MICKLEOVER SURGERY	60	78%	22%	-
04R	NHS SOUTHERN DERBYSHIRE CCG	C81114	GRESLEYDALE HEALTHCARE CTR.	149	69%	31%	-
04R	NHS SOUTHERN DERBYSHIRE CCG	C81118	DERBY FAMILY MEDICAL CENTRE	95	76%	24%	-
04R	NHS SOUTHERN DERBYSHIRE CCG	C81616	PEARTREE MEDICAL CENTRE	67	66%	34%	-
04R	NHS SOUTHERN DERBYSHIRE CCG	C81629	CLARENCE ROAD SURGERY	78	72%	28%	-
04R	NHS SOUTHERN DERBYSHIRE CCG	C81648	OAKWOOD SURGERY	45	67%	33%	-
04R	NHS SOUTHERN DERBYSHIRE CCG	C81652	DERWENT MEDICAL CENTRE	41	93%	*	-
04R	NHS SOUTHERN DERBYSHIRE CCG	C81653	THE BROOK MEDICAL CENTRE	56	86%	14%	-
04R	NHS SOUTHERN DERBYSHIRE CCG	C81665	MEADOWFIELDS	179	74%	26%	-
04R	NHS SOUTHERN DERBYSHIRE CCG	Y01812	HEARTWOOD MEDICAL PRACTICE	126	67%	33%	-
04R	NHS SOUTHERN DERBYSHIRE CCG	Y02442	DERBY OPEN ACCESS CENTRE	119	70%	30%	-

Table 9 : Breastfeeding initiation, by GP Practice, CCG, Area Team 2013/14 - Annual

Source: NHS England

Crown Copyright © 2014



Code	CCG Name	Code	GP Practice name	Number of maternities	Percentage mothers Initiating Breastfeeding	Percentage mothers not Initiating Breastfeeding	Percentage mothers with no known status
06H	NHS CAMBRIDGESHIRE AND PETERBORO	D81001	LENSFIELD MEDICAL PRAC.	108	95%	*	*
06H	NHS CAMBRIDGESHIRE AND PETERBORO	D81002	1 HUNTINGDON ROAD	108	87%	12%	*
06H	NHS CAMBRIDGESHIRE AND PETERBORO	D81003	YORK STREET MED PRACT.	110	93%	7%	-
06H	NHS CAMBRIDGESHIRE AND PETERBORO	D81004	ALCONBURY SURGERY	63	86%	14%	-
06H	NHS CAMBRIDGESHIRE AND PETERBORO	D81005	NEWNHAM WALK SURGERY	47	100%	-	-
06H	NHS CAMBRIDGESHIRE AND PETERBORO	D81006	NORTH STREET MED.PRACTICE	181	72%	26%	*
06H	NHS CAMBRIDGESHIRE AND PETERBORO	D81007	PARK MEDICAL CENTRE	121	74%	24%	*
06H	NHS CAMBRIDGESHIRE AND PETERBORO	D81008	NORTH BRINK PRACTICE	219	62%	37%	*
06H	NHS CAMBRIDGESHIRE AND PETERBORO	D81009	SHELFORD HEALTH CENTRE	89	97%	*	-
06H	NHS CAMBRIDGESHIRE AND PETERBORO	D81010	PRIORY FIELDS SURGERY	148	84%	16%	*
06H	NHS CAMBRIDGESHIRE AND PETERBORO	D81011	CLARKSON SURGERY	104	58%	38%	*
06H	NHS CAMBRIDGESHIRE AND PETERBORO	D81012	CORNFORD HOUSE SURGERY	124	90%	8%	*
06H	NHS CAMBRIDGESHIRE AND PETERBORO	D81013	TRUMPINGTON ST.MED.CTR.	73	90%	*	*
06H	NHS CAMBRIDGESHIRE AND PETERBORO	D81014	THE STAPLOE MEDICAL CTR.	201	80%	20%	*
06H	NHS CAMBRIDGESHIRE AND PETERBORO	D81015	THE SURGERY	43	70%	28%	*
06H	NHS CAMBRIDGESHIRE AND PETERBORO	D81016	ARBURY ROAD SURGERY	152	85%	14%	*
06H	NHS CAMBRIDGESHIRE AND PETERBORO	D81017	279-281 MILL ROAD	82	90%	10%	-
06H	NHS CAMBRIDGESHIRE AND PETERBORO	D81018	ORCHARD SURGERY	73	92%	8%	-
06H	NHS CAMBRIDGESHIRE AND PETERBORO	D81019	MINSTER MEDICAL PRACTICE	49	76%	24%	-
06H	NHS CAMBRIDGESHIRE AND PETERBORO	D81020	NENE VALLEY MED.PRACT.	147	65%	35%	-
06H	NHS CAMBRIDGESHIRE AND PETERBORO	D81021	ST GEORGE'S MEDICAL CTR	138	83%	17%	-
06H	NHS CAMBRIDGESHIRE AND PETERBORO	D81022	THE MEDICAL CENTRE	79	78%	20%	*
06H	NHS CAMBRIDGESHIRE AND PETERBORO	D81023	PASTON HEALTH CENTRE	197	64%	32%	4%
06H	NHS CAMBRIDGESHIRE AND PETERBORO	D81024	THOMAS WALKER SURGERY	84	76%	23%	*
06H	NHS CAMBRIDGESHIRE AND PETERBORO	D81025	CHERRY HINTON MEDICAL CTR	132	89%	11%	-
06H	NHS CAMBRIDGESHIRE AND PETERBORO	D81026	63 LINCOLN ROAD	128	71%	24%	5%
06H	NHS CAMBRIDGESHIRE AND PETERBORO	D81027	WELLSIDE SURGERY	62	85%	15%	-
06H	NHS CAMBRIDGESHIRE AND PETERBORO	D81028	FIRS HOUSE SURGERY	121	92%	8%	-
06H	NHS CAMBRIDGESHIRE AND PETERBORO	D81029	OLD FLETTON SURGERY	158	69%	28%	*
06H	NHS CAMBRIDGESHIRE AND PETERBORO	D81030	CROMWELL SURGERY	108	84%	16%	-
06H	NHS CAMBRIDGESHIRE AND PETERBORO	D81031	YAXLEY GROUP PRACTICE	173	78%	21%	*
06H	NHS CAMBRIDGESHIRE AND PETERBORO	D81032	EATON SOCON HEALTH CENTRE	131	77%	23%	-
06H	NHS CAMBRIDGESHIRE AND PETERBORO	D81033	THE SURGERY	39	87%	*	-
06H	NHS CAMBRIDGESHIRE AND PETERBORO	D81034	ST.MARY'S SURGERY	141	91%	9%	-
06H	NHS CAMBRIDGESHIRE AND PETERBORO	D81035	58 GREEN END	87	92%	8%	-
06H	NHS CAMBRIDGESHIRE AND PETERBORO	D81036	PRIORS FIELD SURGERY	53	89%	11%	-
06H	NHS CAMBRIDGESHIRE AND PETERBORO	D81037	THE SURGERY	43	98%	*	-
06H	NHS CAMBRIDGESHIRE AND PETERBORO	D81038	HUNTERS WAY	32	88%	*	-
06H	NHS CAMBRIDGESHIRE AND PETERBORO	D81039	JENNER HEALTH CENTRE	68	71%	28%	*
06H	NHS CAMBRIDGESHIRE AND PETERBORO	D81040	ST. MARY'S SURGERY	16	100%	-	-
06H	NHS CAMBRIDGESHIRE AND PETERBORO	D81041	THE SURGERY	50	94%	*	-
06H	NHS CAMBRIDGESHIRE AND PETERBORO	D81042	ROSALIND FRANKLIN HOUSE	68	84%	16%	-
06H	NHS CAMBRIDGESHIRE AND PETERBORO	D81043	SAWSTON MEDICAL PRACTICE	142	89%	11%	-
06H	NHS CAMBRIDGESHIRE AND PETERBORO	D81044	NUFFIELD ROAD MEDICAL CTR	191	80%	20%	-
06H	NHS CAMBRIDGESHIRE AND PETERBORO	D81045	THE SURGERY	65	75%	23%	*
06H	NHS CAMBRIDGESHIRE AND PETERBORO	D81046	NEW QUEEN STREET SURGERY	202	78%	20%	*
06H	NHS CAMBRIDGESHIRE AND PETERBORO	D81048	LINTON HEALTH CENTRE	86	94%	*	-
06H	NHS CAMBRIDGESHIRE AND PETERBORO	D81049	THE SPINNEY SURGERY	99	78%	22%	-
06H	NHS CAMBRIDGESHIRE AND PETERBORO	D81050	CHARLES HICKS CENTRE	143	80%	20%	-
06H	NHS CAMBRIDGESHIRE AND PETERBORO	D81051	THE BURWELL SURGERY	88	92%	8%	-
06H	NHS CAMBRIDGESHIRE AND PETERBORO	D81052	THE CORNERSTONE PRACTICE	124	72%	28%	-
06H	NHS CAMBRIDGESHIRE AND PETERBORO	D81053	BRETTON MEDICAL PRACTICE	189	70%	28%	*
06H	NHS CAMBRIDGESHIRE AND PETERBORO	D81054	THE RED HOUSE SURGERY	157	91%	8%	*
06H	NHS CAMBRIDGESHIRE AND PETERBORO	D81055	THE SURGERY	62	95%	*	-
06H	NHS CAMBRIDGESHIRE AND PETERBORO	D81056	THE PETERSFIELD MED.PRACT	74	97%	*	-
06H	NHS CAMBRIDGESHIRE AND PETERBORO	D81057	CEDAR HOUSE SURGERY	211	76%	24%	-
06H	NHS CAMBRIDGESHIRE AND PETERBORO	D81058	THE SURGERY	57	91%	*	-
06H	NHS CAMBRIDGESHIRE AND PETERBORO	D81059	RAMSEY HEALTH CENTRE	61	74%	26%	-
06H	NHS CAMBRIDGESHIRE AND PETERBORO	D81060	THE MOAT HOUSE SURGERY	68	84%	16%	-
06H	NHS CAMBRIDGESHIRE AND PETERBORO	D81061	GEORGE CLARE SURGERY	136	73%	27%	-
06H	NHS CAMBRIDGESHIRE AND PETERBORO	D81062	THE SURGERY	75	79%	21%	-
06H	NHS CAMBRIDGESHIRE AND PETERBORO	D81063	WESTGATE SURGERY	141	77%	18%	4%
06H	NHS CAMBRIDGESHIRE AND PETERBORO	D81064	MERCHEFORD HOUSE	44	66%	30%	*
06H	NHS CAMBRIDGESHIRE AND PETERBORO	D81065	WELLAND MEDICAL PRACTICE	85	64%	31%	*
06H	NHS CAMBRIDGESHIRE AND PETERBORO	D81066	THE QUEEN EDITH MED.PRACT	76	87%	13%	-
06H	NHS CAMBRIDGESHIRE AND PETERBORO	D81070	WOODLANDS SURGERY	84	95%	*	-
06H	NHS CAMBRIDGESHIRE AND PETERBORO	D81071	DODDINGTON MEDICAL CENTRE	37	70%	30%	-
06H	NHS CAMBRIDGESHIRE AND PETERBORO	D81073	WESTWOOD CLINIC	87	67%	32%	*
06H	NHS CAMBRIDGESHIRE AND PETERBORO	D81074	NORTHCOTE HOUSE SURGERY	36	86%	*	-
06H	NHS CAMBRIDGESHIRE AND PETERBORO	D81078	MAPLE SURGERY	54	94%	*	-
06H	NHS CAMBRIDGESHIRE AND PETERBORO	D81081	THE SURGERY	20	90%	*	*
06H	NHS CAMBRIDGESHIRE AND PETERBORO	D81082	ALMOND ROAD SURGERY	71	62%	38%	-
06H	NHS CAMBRIDGESHIRE AND PETERBORO	D81084	WILLINGHAM MEDICAL PRACT.	86	85%	15%	-
06H	NHS CAMBRIDGESHIRE AND PETERBORO	D81085	THE SURGERY	76	78%	22%	-
06H	NHS CAMBRIDGESHIRE AND PETERBORO	D81086	EAST BARNWELL HEALTH CTR	102	87%	13%	-
06H	NHS CAMBRIDGESHIRE AND PETERBORO	D81087	RAINBOW SURGERY	51	78%	22%	-
06H	NHS CAMBRIDGESHIRE AND PETERBORO	D81602	COTTENHAM SURGERY	49	73%	27%	-

Table 9 : Breastfeeding initiation, by GP Practice, CCG, Area Team 2013/14 - Annual

Source: NHS England

Crown Copyright © 2014



Code	CCG Name	Code	GP Practice name	Number of maternities	Percentage mothers Initiating Breastfeeding	Percentage mothers not Initiating Breastfeeding	Percentage mothers with no known status
06H	NHS CAMBRIDGESHIRE AND PETERBORO	D81603	THE RIVERSIDE PRACTICE	81	73%	26%	*
06H	NHS CAMBRIDGESHIRE AND PETERBORO	D81605	HUNTLY GROVE PRACTICE	24	58%	33%	*
06H	NHS CAMBRIDGESHIRE AND PETERBORO	D81606	THE ORCHARD SURGERY	46	76%	24%	-
06H	NHS CAMBRIDGESHIRE AND PETERBORO	D81607	THE SURGERY	20	85%	*	-
06H	NHS CAMBRIDGESHIRE AND PETERBORO	D81611	THE SURGERY	22	55%	45%	-
06H	NHS CAMBRIDGESHIRE AND PETERBORO	D81612	MILTON SURGERY	46	93%	*	*
06H	NHS CAMBRIDGESHIRE AND PETERBORO	D81615	THORPE ROAD SURGERY	83	82%	18%	-
06H	NHS CAMBRIDGESHIRE AND PETERBORO	D81616	THE SURGERY	53	83%	15%	*
06H	NHS CAMBRIDGESHIRE AND PETERBORO	D81618	AILS WORTH MEDICAL CENTRE	25	80%	*	-
06H	NHS CAMBRIDGESHIRE AND PETERBORO	D81619	PARKHALL SURGERY	54	83%	17%	-
06H	NHS CAMBRIDGESHIRE AND PETERBORO	D81620	PARNWELL MEDICAL CENTRE	34	59%	35%	*
06H	NHS CAMBRIDGESHIRE AND PETERBORO	D81622	TRINITY SURGERY	188	76%	23%	*
06H	NHS CAMBRIDGESHIRE AND PETERBORO	D81623	THE OLD TEL EXCHANGE	18	83%	*	-
06H	NHS CAMBRIDGESHIRE AND PETERBORO	D81624	DOGSTHORPE MEDICAL CENTRE	93	60%	35%	*
06H	NHS CAMBRIDGESHIRE AND PETERBORO	D81625	THISTLEMOOR ROAD SURGERY	289	78%	20%	2%
06H	NHS CAMBRIDGESHIRE AND PETERBORO	D81629	ORTON MEDICAL PRACTICE	63	76%	24%	-
06H	NHS CAMBRIDGESHIRE AND PETERBORO	D81630	HAMPTON HEALTH	177	77%	20%	*
06H	NHS CAMBRIDGESHIRE AND PETERBORO	D81631	MILLFIELD MEDICAL CENTRE	223	80%	20%	-
06H	NHS CAMBRIDGESHIRE AND PETERBORO	D81633	THE SURGERY	142	82%	18%	-
06H	NHS CAMBRIDGESHIRE AND PETERBORO	D81637	MONKFIELD MEDICAL PRACTICE	169	91%	9%	*
06H	NHS CAMBRIDGESHIRE AND PETERBORO	D81645	THE GRANGE MEDICAL CENTRE	46	67%	33%	-
06H	NHS CAMBRIDGESHIRE AND PETERBORO	E82011	MARKET HILL SURGERY	67	91%	9%	-
06H	NHS CAMBRIDGESHIRE AND PETERBORO	E82072	ROYSTON HEALTH CENTRE	139	88%	12%	-
06H	NHS CAMBRIDGESHIRE AND PETERBORO	E82132	NEW ROYSIA SURGERY	63	86%	14%	-
06H	NHS CAMBRIDGESHIRE AND PETERBORO	K83017	WANSFORD SURGERY	52	90%	*	-
06H	NHS CAMBRIDGESHIRE AND PETERBORO	K83023	OUNDL SURGERY	70	86%	11%	*
06H	NHS CAMBRIDGESHIRE AND PETERBORO	Y00056	CAMBRIDGE ACCESS SURGERY	*	*	-	*
06H	NHS CAMBRIDGESHIRE AND PETERBORO	Y00185	THE LANTERN CENTRE	148	92%	8%	-
06H	NHS CAMBRIDGESHIRE AND PETERBORO	Y00486	BOTOLPH BRIDGE	125	80%	18%	*
06H	NHS CAMBRIDGESHIRE AND PETERBORO	Y00674	GPSI ENT SERVICE ROMAN GATE HUNTS	*	*	-	-
06H	NHS CAMBRIDGESHIRE AND PETERBORO	Y02503	*DORMANT*	*	*	-	-
06H	NHS CAMBRIDGESHIRE AND PETERBORO	Y02769	ST NEOTS HEALTH CENTRE	81	85%	15%	-
06L	NHS IPSWICH AND EAST SUFFOLK CCG	D83001	CONSTABLE COUNTRY	70	86%	13%	*
06L	NHS IPSWICH AND EAST SUFFOLK CCG	D83004	235 FELIXSTOWE ROAD	116	72%	28%	-
06L	NHS IPSWICH AND EAST SUFFOLK CCG	D83006	THE HEALTH CENTRE	42	69%	29%	*
06L	NHS IPSWICH AND EAST SUFFOLK CCG	D83007	IXWORTH SURGERY	104	81%	19%	-
06L	NHS IPSWICH AND EAST SUFFOLK CCG	D83008	BURLINGTON ROAD SURGERY	226	69%	30%	*
06L	NHS IPSWICH AND EAST SUFFOLK CCG	D83015	HOWARD HOUSE SURGERY	43	81%	19%	-
06L	NHS IPSWICH AND EAST SUFFOLK CCG	D83017	COUNTRY PRACTICE	142	84%	15%	*
06L	NHS IPSWICH AND EAST SUFFOLK CCG	D83019	THE HEALTH CENTRE	50	90%	*	-
06L	NHS IPSWICH AND EAST SUFFOLK CCG	D83020	THE SURGERY	52	85%	15%	-
06L	NHS IPSWICH AND EAST SUFFOLK CCG	D83024	IVRY ST MEDICAL PRACTICE	101	79%	20%	*
06L	NHS IPSWICH AND EAST SUFFOLK CCG	D83026	THE SURGERY	62	85%	13%	*
06L	NHS IPSWICH AND EAST SUFFOLK CCG	D83028	THE SURGERY	45	73%	22%	*
06L	NHS IPSWICH AND EAST SUFFOLK CCG	D83036	CHURCH FARM	22	91%	*	-
06L	NHS IPSWICH AND EAST SUFFOLK CCG	D83037	HADLEIGH HEALTH CENTRE	113	74%	26%	-
06L	NHS IPSWICH AND EAST SUFFOLK CCG	D83039	THE SURGERY	182	67%	32%	*
06L	NHS IPSWICH AND EAST SUFFOLK CCG	D83041	THE SURGERY	47	91%	*	-
06L	NHS IPSWICH AND EAST SUFFOLK CCG	D83043	THE HEALTH CENTRE	38	89%	*	-
06L	NHS IPSWICH AND EAST SUFFOLK CCG	D83044	STOWHEALTH	222	86%	14%	-
06L	NHS IPSWICH AND EAST SUFFOLK CCG	D83046	WOODBRIIDGE ROAD SURGERY	130	82%	18%	-
06L	NHS IPSWICH AND EAST SUFFOLK CCG	D83048	CENTRAL SURGERY	107	86%	14%	-
06L	NHS IPSWICH AND EAST SUFFOLK CCG	D83049	7 LITTLE ST JOHN'S STREET	51	82%	18%	-
06L	NHS IPSWICH AND EAST SUFFOLK CCG	D83050	DEBEN ROAD SURGERY	103	70%	29%	*
06L	NHS IPSWICH AND EAST SUFFOLK CCG	D83051	DERBY ROAD SURGERY	212	83%	16%	*
06L	NHS IPSWICH AND EAST SUFFOLK CCG	D83052	LATTICE BARN SURGERY	123	81%	19%	-
06L	NHS IPSWICH AND EAST SUFFOLK CCG	D83053	THE SURGERY	81	77%	23%	-
06L	NHS IPSWICH AND EAST SUFFOLK CCG	D83054	THE SURGERY	14	86%	*	-
06L	NHS IPSWICH AND EAST SUFFOLK CCG	D83056	HAWTHORN DRIVE SURGERY	21	43%	52%	*
06L	NHS IPSWICH AND EAST SUFFOLK CCG	D83057	FRAMFIELD HOUSE SURGERY	110	80%	19%	*
06L	NHS IPSWICH AND EAST SUFFOLK CCG	D83058	THE NORWICH ROAD SURGERY	103	79%	20%	*
06L	NHS IPSWICH AND EAST SUFFOLK CCG	D83059	BARRACK LANE MEDICAL CTR.	259	79%	21%	-
06L	NHS IPSWICH AND EAST SUFFOLK CCG	D83061	WICKHAM MARKET MED. CTR.	72	79%	21%	-
06L	NHS IPSWICH AND EAST SUFFOLK CCG	D83069	FRESSINGFIELD MEDICAL CTR	46	89%	*	-
06L	NHS IPSWICH AND EAST SUFFOLK CCG	D83073	ORCHARD STREET HEALTH CTR	82	79%	21%	-
06L	NHS IPSWICH AND EAST SUFFOLK CCG	D83074	ORCHARD MEDICAL PRACTICE	167	75%	25%	-
06L	NHS IPSWICH AND EAST SUFFOLK CCG	D83079	COMBS FORD SURGERY	95	85%	13%	*
06L	NHS IPSWICH AND EAST SUFFOLK CCG	D83080	MARTLESHAM SURGERY 23 THE SQUA	40	85%	15%	-
06L	NHS IPSWICH AND EAST SUFFOLK CCG	D83081	HAVEN HEALTH	67	82%	18%	-
06L	NHS IPSWICH AND EAST SUFFOLK CCG	D83082	WALTON SURGERY	52	77%	23%	-
06L	NHS IPSWICH AND EAST SUFFOLK CCG	D83084	THE BIRCHES MEDICAL CTR.	89	81%	19%	-
06L	NHS IPSWICH AND EAST SUFFOLK CCG	D83614	*DORMANT*LANDSEER ROAD SURGERY	*	-	*	-
06L	NHS IPSWICH AND EAST SUFFOLK CCG	D83615	GIPPING VALLEY PRACTICE	8	*	*	-
06L	NHS IPSWICH AND EAST SUFFOLK CCG	Y01794	RAVENWOOD	175	67%	33%	-
06M	NHS GREAT YARMOUTH AND WAVENEY	C82003	CENTRAL SURGERY	124	77%	23%	-
06M	NHS GREAT YARMOUTH AND WAVENEY	C82007	NEWTOWN SURGERY	122	66%	34%	-
06M	NHS GREAT YARMOUTH AND WAVENEY	C82019	MILLWOOD SURGERY	100	76%	22%	*

Table 9 : Breastfeeding initiation, by GP Practice, CCG, Area Team 2013/14 - Annual

Source: NHS England

Crown Copyright © 2014



Code	CCG Name	Code	GP Practice name	Number of maternities	Percentage mothers Initiating Breastfeeding	Percentage mothers not Initiating Breastfeeding	Percentage mothers with no known status
06M	NHS GREAT YARMOUTH AND WAVENEY	C D82055	55 KING STREET	40	55%	43%	*
06M	NHS GREAT YARMOUTH AND WAVENEY	C D82058	COASTAL VILLAGES PRACTICE	116	78%	19%	*
06M	NHS GREAT YARMOUTH AND WAVENEY	C D82067	THE PARK SURGERY	109	72%	27%	*
06M	NHS GREAT YARMOUTH AND WAVENEY	C D82081	FALKLAND SURGERY	63	86%	14%	-
06M	NHS GREAT YARMOUTH AND WAVENEY	C D82098	DR MALEKI	41	59%	41%	-
06M	NHS GREAT YARMOUTH AND WAVENEY	C D82102	SOUTH QUAY SURGERY	68	63%	34%	*
06M	NHS GREAT YARMOUTH AND WAVENEY	C D82600	THE SURGERY	14	86%	*	-
06M	NHS GREAT YARMOUTH AND WAVENEY	C D82613	GORLESTON MEDICAL CENTRE	90	71%	29%	-
06M	NHS GREAT YARMOUTH AND WAVENEY	C D83002	THE SURGERY	181	66%	34%	*
06M	NHS GREAT YARMOUTH AND WAVENEY	C D83009	BECCLES MEDICAL CENTRE	168	84%	15%	*
06M	NHS GREAT YARMOUTH AND WAVENEY	C D83010	FIELD LANE SURGERY	48	73%	25%	*
06M	NHS GREAT YARMOUTH AND WAVENEY	C D83011	THE SURGERY	89	84%	16%	-
06M	NHS GREAT YARMOUTH AND WAVENEY	C D83016	82 VICTORIA ROAD	92	61%	39%	-
06M	NHS GREAT YARMOUTH AND WAVENEY	C D83022	SOUTHWOLD SURGERY	28	86%	*	-
06M	NHS GREAT YARMOUTH AND WAVENEY	C D83023	THE SURGERY	133	74%	26%	*
06M	NHS GREAT YARMOUTH AND WAVENEY	C D83030	KIRKLEY MILL HEALTH CENTRE	48	58%	40%	*
06M	NHS GREAT YARMOUTH AND WAVENEY	C D83034	BUNGAY MEDICAL CENTRE	86	79%	21%	-
06M	NHS GREAT YARMOUTH AND WAVENEY	C D83035	CUTLERS HILL SURGERY	74	81%	19%	-
06M	NHS GREAT YARMOUTH AND WAVENEY	C D83047	ROSEDALE SURGERY	124	69%	28%	*
06M	NHS GREAT YARMOUTH AND WAVENEY	C D83071	MARINE PARADE SURGERY	67	66%	33%	*
06M	NHS GREAT YARMOUTH AND WAVENEY	C D83608	ANDAMAN SURGERY	59	71%	27%	*
06M	NHS GREAT YARMOUTH AND WAVENEY	C D83619	WESTWOOD SURGERY	20	70%	*	*
06M	NHS GREAT YARMOUTH AND WAVENEY	C Y00164	NELSON MEDICAL PRACTICE	93	76%	24%	-
06M	NHS GREAT YARMOUTH AND WAVENEY	C Y02662	GREYFRIARS HEALTH CENTRE	103	68%	32%	-
06V	NHS NORTH NORFOLK CCG	D82001	THE HOLT MEDICAL PRACTICE	97	80%	20%	-
06V	NHS NORTH NORFOLK CCG	D82004	THE SURGERY	112	74%	26%	-
06V	NHS NORTH NORFOLK CCG	D82005	THE HEALTH CENTRE	49	80%	20%	-
06V	NHS NORTH NORFOLK CCG	D82009	THE STAITHE SURGERY	62	85%	15%	-
06V	NHS NORTH NORFOLK CCG	D82016	THE MARKET SURGERY	74	86%	14%	-
06V	NHS NORTH NORFOLK CCG	D82025	HOVETON & WROXHAM MED CTR	46	87%	13%	-
06V	NHS NORTH NORFOLK CCG	D82028	THE SURGERY	38	76%	24%	-
06V	NHS NORTH NORFOLK CCG	D82029	DRAYTON MEDICAL PRACTICE	114	88%	12%	-
06V	NHS NORTH NORFOLK CCG	D82030	DRS PRICE PEARCE & COTTON	56	86%	14%	-
06V	NHS NORTH NORFOLK CCG	D82032	THE BRUNDALL MEDICAL CTR	71	87%	13%	-
06V	NHS NORTH NORFOLK CCG	D82038	THE HEALTH CENTRE	30	70%	30%	-
06V	NHS NORTH NORFOLK CCG	D82053	MUNDESLEY MEDICAL CENTRE	37	70%	30%	-
06V	NHS NORTH NORFOLK CCG	D82054	FAKENHAM MEDICAL PRACTICE	101	75%	25%	-
06V	NHS NORTH NORFOLK CCG	D82059	BIRCHWOOD SURGERY	111	90%	10%	-
06V	NHS NORTH NORFOLK CCG	D82062	COLTISHALL SURGERY	68	84%	16%	-
06V	NHS NORTH NORFOLK CCG	D82066	PASTON SURGERY	58	78%	22%	-
06V	NHS NORTH NORFOLK CCG	D82080	THE BLOFIELD SURGERY	57	86%	14%	-
06V	NHS NORTH NORFOLK CCG	D82103	HORSFORD MEDICAL CENTRE	42	90%	*	-
06V	NHS NORTH NORFOLK CCG	D82104	THE ACLE MEDICAL CENTRE	64	89%	11%	-
06V	NHS NORTH NORFOLK CCG	D82628	THE SURGERY	22	95%	*	-
06W	NHS NORWICH CCG	D82008	ST STEPHEN'S GATE M/PRACT	147	81%	19%	-
06W	NHS NORWICH CCG	D82011	CASTLE PATRNETERSHIP	190	88%	12%	-
06W	NHS NORWICH CCG	D82012	THE MAGDALEN MEDICAL PRACT	161	86%	14%	-
06W	NHS NORWICH CCG	D82013	OLD CATTON SURGERY	84	90%	10%	-
06W	NHS NORWICH CCG	D82017	DR BARBER	139	78%	22%	-
06W	NHS NORWICH CCG	D82018	HELLESDON MEDICAL PRACT.	73	74%	26%	-
06W	NHS NORWICH CCG	D82024	THE TAVERHAM PARTNERSHIP	79	81%	19%	-
06W	NHS NORWICH CCG	D82026	THE LAKENHAM SURGERY	87	75%	25%	-
06W	NHS NORWICH CCG	D82040	ADELAIDE ST.HEALTH CENTRE	157	64%	36%	-
06W	NHS NORWICH CCG	D82047	OAK STREET MEDICAL PRACT.	67	85%	15%	-
06W	NHS NORWICH CCG	D82048	THORPEWOOD SURGERY	119	76%	24%	-
06W	NHS NORWICH CCG	D82060	BACON ROAD MEDICAL CENTRE	58	76%	24%	-
06W	NHS NORWICH CCG	D82069	NEWMARKET ROAD SURGERY	41	93%	*	-
06W	NHS NORWICH CCG	D82071	SPROWSTON-THORPE MEDICAL PARTNERSHIP	158	82%	18%	-
06W	NHS NORWICH CCG	D82073	YARE VALLEY MEDICAL PRACT	58	81%	19%	-
06W	NHS NORWICH CCG	D82076	LAWSON ROAD SURGERY	82	80%	20%	-
06W	NHS NORWICH CCG	D82087	PROSPECT MEDICAL PRACTICE	83	70%	30%	-
06W	NHS NORWICH CCG	D82088	THE MEDICAL CENTRE	69	97%	*	-
06W	NHS NORWICH CCG	D82096	THE SURGERY	117	76%	24%	-
06W	NHS NORWICH CCG	D82106	WEST POTTERGATE HLTH.CTR.	43	91%	*	-
06W	NHS NORWICH CCG	D82620	THE HEALTH CENTRE	18	72%	*	*
06W	NHS NORWICH CCG	D82632	OLD PALACE MEDICAL PRACT.	48	79%	21%	-
06W	NHS NORWICH CCG	D82641	CITY REACH HEALTH SERVICES	*	*	-	-
06W	NHS NORWICH CCG	Y02751	TIMBER HILL HEALTH CENTRE	165	78%	22%	-
06W	NHS NORWICH CCG	Y03595	BEECHCROFT SURGERY	23	74%	26%	-
06Y	NHS SOUTH NORFOLK CCG	D82002	GROVE SURGERY	165	74%	25%	*
06Y	NHS SOUTH NORFOLK CCG	D82006	CHET VALLEY MEDICAL PRACTICE	61	84%	16%	-
06Y	NHS SOUTH NORFOLK CCG	D82020	ORCHARD SURGERY	147	76%	24%	-
06Y	NHS SOUTH NORFOLK CCG	D82022	THE HEALTH CENTRE	72	86%	14%	-
06Y	NHS SOUTH NORFOLK CCG	D82023	ROUNDWELL MEDICAL CENTRE	208	83%	16%	*
06Y	NHS SOUTH NORFOLK CCG	D82031	PARISH FIELDS PRACTICE	71	82%	18%	-
06Y	NHS SOUTH NORFOLK CCG	D82034	THE SURGERY	169	86%	14%	-
06Y	NHS SOUTH NORFOLK CCG	D82036	OLD MILL SURGERY	54	87%	13%	-

Table 9 : Breastfeeding initiation, by GP Practice, CCG, Area Team 2013/14 - Annual

Source: NHS England
Crown Copyright © 2014



Code	CCG Name	Code	GP Practice name	Number of maternities	Percentage mothers Initiating Breastfeeding	Percentage mothers not Initiating Breastfeeding	Percentage mothers with no known status
06Y	NHS SOUTH NORFOLK CCG	D82037	LONG STRATTON MED P/SHIP	117	85%	15%	-
06Y	NHS SOUTH NORFOLK CCG	D82039	THE SURGERY	59	90%	10%	-
06Y	NHS SOUTH NORFOLK CCG	D82041	THE SURGERY	155	72%	28%	-
06Y	NHS SOUTH NORFOLK CCG	D82042	KINGS RIDE SURGERY	92	88%	12%	-
06Y	NHS SOUTH NORFOLK CCG	D82045	WYMONDHAM MEDICAL P/SHIP	150	83%	17%	-
06Y	NHS SOUTH NORFOLK CCG	D82046	CHURCH HILL SURGERY	31	77%	23%	-
06Y	NHS SOUTH NORFOLK CCG	D82050	THEATRE ROYAL SURGERY	75	72%	28%	-
06Y	NHS SOUTH NORFOLK CCG	D82056	THE ELMHAM SURGERY	82	82%	18%	-
06Y	NHS SOUTH NORFOLK CCG	D82063	WATTON MEDICAL PRACTICE	158	79%	21%	-
06Y	NHS SOUTH NORFOLK CCG	D82064	HEATHERSETT SURGERY	195	91%	9%	-
06Y	NHS SOUTH NORFOLK CCG	D82078	HEATHGATE SURGERY	61	92%	*	-
06Y	NHS SOUTH NORFOLK CCG	D82084	THE SURGERY	72	79%	19%	*
06Y	NHS SOUTH NORFOLK CCG	D82085	THE SURGERY	31	81%	19%	-
06Y	NHS SOUTH NORFOLK CCG	D82100	THE SURGERY	29	90%	*	-
06Y	NHS SOUTH NORFOLK CCG	D82615	NEWTON FLOTMAN SURGERY	*	*	-	-
06Y	NHS SOUTH NORFOLK CCG	D82624	WINDMILL SURGERY	40	85%	15%	-
06Y	NHS SOUTH NORFOLK CCG	D82629	TOFTWOOD MEDICAL CENTRE	41	71%	29%	-
06Y	NHS SOUTH NORFOLK CCG	Y01690	SCHOOL LANE PMS PRACTICE	46	91%	*	-
07J	NHS WEST NORFOLK CCG	D82010	GRIMSTON MEDICAL CENTRE	29	72%	28%	-
07J	NHS WEST NORFOLK CCG	D82015	THE BRIDGE STREET SURGERY	66	65%	35%	-
07J	NHS WEST NORFOLK CCG	D82021	THE SURGERY	31	71%	26%	*
07J	NHS WEST NORFOLK CCG	D82027	HEACHAM GROUP SURGERY	37	57%	38%	*
07J	NHS WEST NORFOLK CCG	D82035	THE HEALTH CENTRE	89	62%	36%	*
07J	NHS WEST NORFOLK CCG	D82043	WATLINGTON MEDICAL CENTRE	59	64%	34%	*
07J	NHS WEST NORFOLK CCG	D82044	GAYTON RD HLTH & SURG CTR	310	65%	34%	*
07J	NHS WEST NORFOLK CCG	D82049	THE HEALTH CENTRE	19	84%	*	-
07J	NHS WEST NORFOLK CCG	D82051	ST JAMES' MEDICAL PRACT.	170	55%	45%	*
07J	NHS WEST NORFOLK CCG	D82057	THE SURGERY	50	72%	28%	-
07J	NHS WEST NORFOLK CCG	D82065	MANOR FARM MEDICAL CENTRE	64	63%	34%	*
07J	NHS WEST NORFOLK CCG	D82068	THE HOWDALE SURGERY	53	66%	26%	*
07J	NHS WEST NORFOLK CCG	D82070	THE SURGERY	53	77%	21%	*
07J	NHS WEST NORFOLK CCG	D82072	THE BURNHAMS SURGERY	24	79%	*	*
07J	NHS WEST NORFOLK CCG	D82079	THE SURGERY	60	78%	20%	*
07J	NHS WEST NORFOLK CCG	D82086	THE SURGERY	*	*	*	-
07J	NHS WEST NORFOLK CCG	D82099	SOUTHGATES MED & SURG CTR	207	76%	22%	*
07J	NHS WEST NORFOLK CCG	D82105	ST CLEMENT'S SURGERY	43	65%	33%	*
07J	NHS WEST NORFOLK CCG	D82604	THE SURGERY	13	69%	*	-
07J	NHS WEST NORFOLK CCG	D82618	THE WOOTTONS SURGERY	46	74%	26%	-
07J	NHS WEST NORFOLK CCG	D82621	PLOWRIGHT SURGERY	47	68%	28%	*
07J	NHS WEST NORFOLK CCG	Y00297	DOWNHAM MARKET HEALTH CTR	51	73%	27%	-
07J	NHS WEST NORFOLK CCG	Y03222	ST JOHN'S SURGERY	45	60%	40%	-
07K	NHS WEST SUFFOLK CCG	D83003	THE SURGERY	31	94%	*	-
07K	NHS WEST SUFFOLK CCG	D83005	1 ANGEL HILL	125	83%	17%	-
07K	NHS WEST SUFFOLK CCG	D83012	CHRISTMAS MALTINGS SURG.	212	77%	23%	-
07K	NHS WEST SUFFOLK CCG	D83013	GUILDHALL AND BARROW SURGERY	79	82%	18%	-
07K	NHS WEST SUFFOLK CCG	D83014	THE SURGERY	68	84%	16%	-
07K	NHS WEST SUFFOLK CCG	D83018	THE MARKET CROSS SURGERY	110	76%	24%	-
07K	NHS WEST SUFFOLK CCG	D83021	CHRISTMAS MALTINGS SURG.	134	78%	22%	-
07K	NHS WEST SUFFOLK CCG	D83027	ORCHARD HOUSE SURGERY	127	84%	16%	-
07K	NHS WEST SUFFOLK CCG	D83029	THE ROOKERY MED P/SHIP	140	88%	11%	*
07K	NHS WEST SUFFOLK CCG	D83033	THE HEALTH CENTRE	53	83%	17%	-
07K	NHS WEST SUFFOLK CCG	D83038	MOUNT FARM SURGERY	134	80%	20%	-
07K	NHS WEST SUFFOLK CCG	D83040	VICTORIA SURGERY	99	77%	23%	-
07K	NHS WEST SUFFOLK CCG	D83045	THE SURGERY	39	59%	38%	*
07K	NHS WEST SUFFOLK CCG	D83055	WOOLPIT HEALTH CENTRE	110	85%	14%	*
07K	NHS WEST SUFFOLK CCG	D83060	HARDWICKE HOUSE	182	77%	23%	-
07K	NHS WEST SUFFOLK CCG	D83062	THE FOREST GROUP PRACTICE	64	73%	27%	-
07K	NHS WEST SUFFOLK CCG	D83064	THE SURGERY	31	74%	26%	-
07K	NHS WEST SUFFOLK CCG	D83067	OAKFIELD SURGERY	84	90%	10%	-
07K	NHS WEST SUFFOLK CCG	D83070	AVICENNA	28	89%	*	-
07K	NHS WEST SUFFOLK CCG	D83075	SIAM SURGERY	91	88%	12%	-
07K	NHS WEST SUFFOLK CCG	D83076	THE GUILDHALL SURGERY	32	78%	19%	*
07K	NHS WEST SUFFOLK CCG	D83078	WHITE HOUSE SURGERY	110	77%	23%	-
07K	NHS WEST SUFFOLK CCG	D83610	THE SWAN SURGERY	113	92%	8%	-
07K	NHS WEST SUFFOLK CCG	D83618	STOURVIEW MEDICAL CENTRE	67	70%	30%	-
07K	NHS WEST SUFFOLK CCG	Y00774	BRANDON MEDICAL PRACTICE	64	77%	23%	-
12W	EAST ANGLIA COMMISSIONING HUB	Y03149	HMP PETERBOROUGH	*	*	*	-

Table 9 : Breastfeeding initiation, by GP Practice, CCG, Area Team 2013/14 - Annual

Source: NHS England

Crown Copyright © 2014



Code	CCG Name	Code	GP Practice name	Number of maternities	Percentage mothers initiating Breastfeeding	Percentage mothers not initiating Breastfeeding	Percentage mothers with no known status
06Q	NHS MID ESSEX CCG	F81011	KELVEDON & FEERING HTH CT	63	76%	24%	-
06Q	NHS MID ESSEX CCG	F81014	ST. LAWRENCE SURGERY	189	67%	30%	3%
06Q	NHS MID ESSEX CCG	F81020	FRESHFORD MEDICAL PRACTICE	50	78%	20%	*
06Q	NHS MID ESSEX CCG	F81022	LONGFIELD MEDICAL CENTRE	122	62%	35%	*
06Q	NHS MID ESSEX CCG	F81024	THE SURGERY	55	76%	22%	*
06Q	NHS MID ESSEX CCG	F81030	FERN HOUSE SURGERY	160	71%	27%	*
06Q	NHS MID ESSEX CCG	F81035	158 GLOUCESTER AVENUE	92	72%	24%	*
06Q	NHS MID ESSEX CCG	F81040	STOCK SURGERY	22	68%	27%	*
06Q	NHS MID ESSEX CCG	F81057	WHITLEY HOUSE	164	80%	18%	*
06Q	NHS MID ESSEX CCG	F81068	ELIZABETH COURTAULD SURG	156	79%	21%	-
06Q	NHS MID ESSEX CCG	F81071	RIVERMEAD GATE MED.CTR.	143	81%	15%	*
06Q	NHS MID ESSEX CCG	F81074	MELBOURNE HOUSE SURGERY	74	74%	23%	*
06Q	NHS MID ESSEX CCG	F81076	THE SURGERY	29	79%	*	*
06Q	NHS MID ESSEX CCG	F81083	BEAUCHAMP HOUSE	148	81%	16%	*
06Q	NHS MID ESSEX CCG	F81087	MOUNT CHAMBERS SURGERY	119	66%	33%	*
06Q	NHS MID ESSEX CCG	F81098	THE WRITTLE SURGERY	71	75%	21%	*
06Q	NHS MID ESSEX CCG	F81099	BLACKWATER MEDICAL CENTRE	131	69%	27%	*
06Q	NHS MID ESSEX CCG	F81100	DANBURY MEDICAL CENTRE	62	90%	10%	-
06Q	NHS MID ESSEX CCG	F81105	LITTLE WALTHAM SURGERY	168	81%	15%	4%
06Q	NHS MID ESSEX CCG	F81114	THE SURGERY	123	78%	16%	6%
06Q	NHS MID ESSEX CCG	F81117	SUTHERLAND LODGE SURGERY	131	82%	14%	5%
06Q	NHS MID ESSEX CCG	F81119	THE PUMP HOUSE SURGERY	60	78%	22%	-
06Q	NHS MID ESSEX CCG	F81122	TENNYSON HOUSE SURGERY	96	74%	25%	*
06Q	NHS MID ESSEX CCG	F81126	THE BURNHAM SURGERY	86	74%	23%	*
06Q	NHS MID ESSEX CCG	F81127	27 HUMBER ROAD	99	80%	18%	*
06Q	NHS MID ESSEX CCG	F81130	WILLIAM FISHER MED.CTR.	48	71%	29%	-
06Q	NHS MID ESSEX CCG	F81132	BLANDFORD HOUSE	252	68%	31%	*
06Q	NHS MID ESSEX CCG	F81138	HILTON HOUSE	31	81%	19%	-
06Q	NHS MID ESSEX CCG	F81149	THE LAURELS SURGERY	120	80%	18%	*
06Q	NHS MID ESSEX CCG	F81162	CASTLE HEDINGHAM SURGERY	16	88%	*	-
06Q	NHS MID ESSEX CCG	F81170	KINGS WAY SURGERY	33	79%	21%	-
06Q	NHS MID ESSEX CCG	F81173	THE SURGERY	93	59%	41%	-
06Q	NHS MID ESSEX CCG	F81180	MOUNTBATTEN HOUSE	95	79%	19%	*
06Q	NHS MID ESSEX CCG	F81183	THE TILLINGHAM MED CENTRE	14	64%	*	*
06Q	NHS MID ESSEX CCG	F81185	THE PRACTICE	51	75%	24%	*
06Q	NHS MID ESSEX CCG	F81193	WITHAM HEALTH CENTRE	69	58%	38%	*
06Q	NHS MID ESSEX CCG	F81635	40 COLLINGWOOD ROAD	18	78%	*	-
06Q	NHS MID ESSEX CCG	F81665	CHELMER VILLAGE SURGERY	65	80%	17%	*
06Q	NHS MID ESSEX CCG	F81674	WYNCROFT SURGERY	28	79%	*	*
06Q	NHS MID ESSEX CCG	F81677	*TO BE CONFIRMED DORMANT* THE SURGERY	*	*	-	-
06Q	NHS MID ESSEX CCG	F81683	BLYTH'S MEADOW SURGERY	138	72%	25%	*
06Q	NHS MID ESSEX CCG	F81693	*DORMANT*GALLEYWOOD MEDICAL CENTREBARNAR	*	*	*	-
06Q	NHS MID ESSEX CCG	F81717	MAYLANDSEA MEDICAL CENTRE	9	67%	*	*
06Q	NHS MID ESSEX CCG	F81721	THE SURGERY	51	84%	14%	*
06Q	NHS MID ESSEX CCG	F81730	THE COGGESHALL SURGERY	43	81%	14%	*
06Q	NHS MID ESSEX CCG	F81738	BRIMPTON HOUSE	17	88%	*	-
06Q	NHS MID ESSEX CCG	F81751	THE TRINITY MEDICAL PRACTICE	37	59%	41%	-
06Q	NHS MID ESSEX CCG	Y00293	CASTLE SURGERY	25	88%	*	-
06Q	NHS MID ESSEX CCG	Y00589	THE GREENWOOD SURGERY	37	76%	24%	-
06Q	NHS MID ESSEX CCG	Y02611	NORTH CHELMSFORD NHS HCC	34	82%	18%	-
06T	NHS NORTH EAST ESSEX CCG	F81005	SHRUB END SURGERY	82	83%	17%	-
06T	NHS NORTH EAST ESSEX CCG	F81012	THE SURGERY	53	77%	23%	-
06T	NHS NORTH EAST ESSEX CCG	F81017	THE SURGERY	49	84%	16%	-
06T	NHS NORTH EAST ESSEX CCG	F81018	GREAT CLACTON SURGERY	59	71%	29%	-
06T	NHS NORTH EAST ESSEX CCG	F81019	MAYFLOWER MEDICAL CENTRE	208	74%	26%	-
06T	NHS NORTH EAST ESSEX CCG	F81021	THE HOLLIES	52	92%	*	-
06T	NHS NORTH EAST ESSEX CCG	F81026	STATION APPROACH SURGERY	55	73%	27%	-
06T	NHS NORTH EAST ESSEX CCG	F81028	SPRING LODGE	77	91%	8%	*
06T	NHS NORTH EAST ESSEX CCG	F81037	EAST LYNN MEDICAL CENTRE	119	67%	33%	-
06T	NHS NORTH EAST ESSEX CCG	F81042	CASTLE GARDENS MED CENTRE	110	77%	23%	-
06T	NHS NORTH EAST ESSEX CCG	F81044	THE SURGERY	51	84%	16%	-
06T	NHS NORTH EAST ESSEX CCG	F81052	ST JAMES SURGERY	134	68%	31%	*
06T	NHS NORTH EAST ESSEX CCG	F81067	AMBROSE AVE GRP PRACTICE	131	79%	21%	-
06T	NHS NORTH EAST ESSEX CCG	F81069	84 WINSTREE ROAD	39	87%	*	-
06T	NHS NORTH EAST ESSEX CCG	F81077	*DORMANT*	*	*	*	-
06T	NHS NORTH EAST ESSEX CCG	F81079	PARSONS HEATH MEDICAL CTR	126	83%	17%	-
06T	NHS NORTH EAST ESSEX CCG	F81091	THE EAST HILL SURGERY	116	84%	16%	-
06T	NHS NORTH EAST ESSEX CCG	F81094	NORTH HILL SURGERY	129	87%	13%	-
06T	NHS NORTH EAST ESSEX CCG	F81095	ABBAY FIELD MEDICAL CENTRE	173	76%	24%	-
06T	NHS NORTH EAST ESSEX CCG	F81109	LAYER ROAD SURGERY	108	78%	22%	-
06T	NHS NORTH EAST ESSEX CCG	F81115	CREFFIELD MEDICAL CENTRE	121	88%	12%	-
06T	NHS NORTH EAST ESSEX CCG	F81116	COLNE MEDICAL CENTRE	78	81%	17%	*
06T	NHS NORTH EAST ESSEX CCG	F81129	WIMPOLE ROAD SURGERY	97	80%	20%	-
06T	NHS NORTH EAST ESSEX CCG	F81133	THE MEDICAL CENTRE	82	74%	26%	-
06T	NHS NORTH EAST ESSEX CCG	F81141	ROWHEDGE SURGERY	40	85%	15%	-

Table 9 : Breastfeeding initiation, by GP Practice, CCG, Area Team 2013/14 - Annual

Source: NHS England

Crown Copyright © 2014



Code	CCG Name	Code	GP Practice name	Number of maternities	Percentage mothers initiating Breastfeeding	Percentage mothers not initiating Breastfeeding	Percentage mothers with no known status
06T	NHS NORTH EAST ESSEX CCG	F81156	RANWORTH SURGERY	91	58%	42%	-
06T	NHS NORTH EAST ESSEX CCG	F81157	THE FRINTON ROAD MED CTR	24	67%	33%	-
06T	NHS NORTH EAST ESSEX CCG	F81212	145-149 OLD ROAD	86	56%	44%	-
06T	NHS NORTH EAST ESSEX CCG	F81213	THE SURGERY	41	78%	22%	-
06T	NHS NORTH EAST ESSEX CCG	F81221	FRONKS RD FAMILY SURGERY	34	68%	32%	-
06T	NHS NORTH EAST ESSEX CCG	F81606	HAREWOOD	27	93%	*	-
06T	NHS NORTH EAST ESSEX CCG	F81633	THE SURGERY	25	80%	*	-
06T	NHS NORTH EAST ESSEX CCG	F81636	THE MILL ROAD SURGERY	185	91%	9%	-
06T	NHS NORTH EAST ESSEX CCG	F81670	THE SURGERY	28	71%	29%	-
06T	NHS NORTH EAST ESSEX CCG	F81672	PORTLAND MEDICAL PRACTICE	42	64%	36%	-
06T	NHS NORTH EAST ESSEX CCG	F81679	HIGHWOODS SURGERY	86	87%	13%	-
06T	NHS NORTH EAST ESSEX CCG	F81681	GREEN ELMS HEALTH CENTRE	67	63%	36%	*
06T	NHS NORTH EAST ESSEX CCG	F81716	TOLLGATE MEDICAL CENTRE	83	87%	13%	-
06T	NHS NORTH EAST ESSEX CCG	F81736	64 MALTINGS GREEN ROAD	27	89%	*	-
06T	NHS NORTH EAST ESSEX CCG	F81741	UNITS 7-8	47	60%	40%	-
06T	NHS NORTH EAST ESSEX CCG	F81746	BLUEBELL SURGERY	59	85%	15%	-
06T	NHS NORTH EAST ESSEX CCG	F81757	THE RIVERSIDE HEALTH CTR	47	83%	17%	-
06T	NHS NORTH EAST ESSEX CCG	Y00484	THE HAWTHORN SURGERY	101	73%	27%	-
06T	NHS NORTH EAST ESSEX CCG	Y02646	NORTH COLCHESTER H/C CTR	114	81%	19%	-
07G	NHS THURROCK CCG	F81010	AVELEY MEDICAL CENTRE	122	69%	30%	*
07G	NHS THURROCK CCG	F81082	THE RIGG-MILNER MED CTR	37	65%	35%	-
07G	NHS THURROCK CCG	F81084	CHADWELL MEDICAL CENTRE	43	67%	30%	*
07G	NHS THURROCK CCG	F81088	271A SOUTHEND ROAD	27	44%	56%	-
07G	NHS THURROCK CCG	F81110	THE HEALTH CENTRE	24	63%	38%	-
07G	NHS THURROCK CCG	F81113	CHAFFORD HUNDRED MED.CTR.	238	84%	14%	*
07G	NHS THURROCK CCG	F81134	PEAR TREE SURGERY	82	76%	21%	*
07G	NHS THURROCK CCG	F81137	THE SURGERY	74	81%	19%	-
07G	NHS THURROCK CCG	F81153	HASSENATE MEDICAL CENTRE	127	72%	28%	-
07G	NHS THURROCK CCG	F81155	BALFOUR MEDICAL CENTRE	60	70%	28%	*
07G	NHS THURROCK CCG	F81177	2 WHARF ROAD	37	78%	19%	*
07G	NHS THURROCK CCG	F81192	STIFFORD CLAYS HEALTH CTR	78	67%	32%	*
07G	NHS THURROCK CCG	F81197	SANCTA MARIA MEDICAL CTR.	28	64%	32%	*
07G	NHS THURROCK CCG	F81198	THE SURGERY	14	64%	*	*
07G	NHS THURROCK CCG	F81206	ST.CHAD'S MEDICAL CENTRE	87	57%	39%	*
07G	NHS THURROCK CCG	F81211	EAST THURROCK RD MED CTR	136	72%	28%	-
07G	NHS THURROCK CCG	F81218	THE GRAYS SURGERY	20	80%	*	-
07G	NHS THURROCK CCG	F81219	111 ORSETT ROAD	37	78%	22%	-
07G	NHS THURROCK CCG	F81623	THE SURGERY	26	58%	42%	-
07G	NHS THURROCK CCG	F81632	THE HEALTH CENTRE	59	61%	39%	-
07G	NHS THURROCK CCG	F81641	12 MILTON ROAD	32	66%	31%	*
07G	NHS THURROCK CCG	F81643	THE SHEHADEH MEDICAL CENTRE - GRAYS	66	76%	24%	-
07G	NHS THURROCK CCG	F81652	MEDIC HOUSE	39	54%	46%	-
07G	NHS THURROCK CCG	F81659	THE SHEHADEH MEDICAL CENTRE - GRAYS	6	*	*	-
07G	NHS THURROCK CCG	F81669	2 FORTIN PATH	88	56%	31%	14%
07G	NHS THURROCK CCG	F81691	EAST TILBURY HEALTH CTR	48	60%	40%	-
07G	NHS THURROCK CCG	F81697	7 THE SORRELLS	*	-	*	*
07G	NHS THURROCK CCG	F81698	DILIP SABNIS MED CTR PMS	37	68%	32%	-
07G	NHS THURROCK CCG	F81708	SAI MEDICAL CENTRE	27	67%	33%	-
07G	NHS THURROCK CCG	F81719	DOCTORS SURGERY	28	57%	43%	-
07G	NHS THURROCK CCG	F81734	4 COMMONWEALTH HOUSE	13	77%	*	-
07G	NHS THURROCK CCG	F81742	ACORNS MEDICAL CENTRE	89	76%	24%	-
07G	NHS THURROCK CCG	Y00033	PURFLEET CARE CENTRE	14	93%	-	*
07G	NHS THURROCK CCG	Y00999	ST. CLEMENTS HEALTH CENTRE	14	64%	*	*
07G	NHS THURROCK CCG	Y02807	GRAYS PRIMARY CARE CENTRE	188	84%	15%	*
07H	NHS THURROCK CCG	Y03420	THURROCK WALK IN CENTRE	14	86%	*	*
07H	NHS WEST ESSEX CCG	F81004	BROOMFIELDS SURGERY	24	88%	*	*
07H	NHS WEST ESSEX CCG	F81009	THE GOLD STREET SURGERY	86	88%	12%	-
07H	NHS WEST ESSEX CCG	F81015	THE OLD RECTORY	54	85%	15%	-
07H	NHS WEST ESSEX CCG	F81027	LISTER MEDICAL CENTRE	7	*	*	-
07H	NHS WEST ESSEX CCG	F81034	THE SURGERY	43	91%	*	*
07H	NHS WEST ESSEX CCG	F81043	THE LIMES MEDICAL CENTRE	15	73%	*	*
07H	NHS WEST ESSEX CCG	F81047	KEATS HOUSE	*	*	-	-
07H	NHS WEST ESSEX CCG	F81048	LOUGHTON HEALTH CENTRE	17	53%	*	35%
07H	NHS WEST ESSEX CCG	F81049	ONGAR HEALTH CENTRE	17	59%	35%	*
07H	NHS WEST ESSEX CCG	F81053	THE STANSTED SURGERY	61	90%	10%	-
07H	NHS WEST ESSEX CCG	F81056	OLD HARLOW HEALTH CENTRE	*	*	-	-
07H	NHS WEST ESSEX CCG	F81062	CHIGWELL MEDICAL CENTRE	37	62%	*	24%
07H	NHS WEST ESSEX CCG	F81072	301-309 HIGH STREET	*	*	*	*
07H	NHS WEST ESSEX CCG	F81078	CHURCH LANGLEY MED. CTR.	*	*	*	-
07H	NHS WEST ESSEX CCG	F81090	ANGEL LANE SURGERY	48	75%	25%	-
07H	NHS WEST ESSEX CCG	F81103	*TO BE CONFIRMED DORMANT* GREENYARD	*	*	-	-
07H	NHS WEST ESSEX CCG	F81106	THE ROSS PRACTICE	*	*	*	*
07H	NHS WEST ESSEX CCG	F81111	ELSENHAM SURGERY	32	94%	*	-
07H	NHS WEST ESSEX CCG	F81118	JOHN TASKER HOUSE	89	84%	16%	-
07H	NHS WEST ESSEX CCG	F81120	NUFFIELD HOUSE	*	*	*	-

Table 9 : Breastfeeding initiation, by GP Practice, CCG, Area Team 2013/14 - Annual

Source: NHS England

Crown Copyright © 2014



Code	CCG Name	Code	GP Practice name	Number of maternities	Percentage mothers initiating Breastfeeding	Percentage mothers not initiating Breastfeeding	Percentage mothers with no known status
07H	NHS WEST ESSEX CCG	F81131	THE SURGERY	58	88%	12%	-
07H	NHS WEST ESSEX CCG	F81136	113 HIGH ROAD	6	*	-	*
07H	NHS WEST ESSEX CCG	F81152	FOREST SURGERY	*	*	*	*
07H	NHS WEST ESSEX CCG	F81165	18 PALMERSTON ROAD	*	*	*	*
07H	NHS WEST ESSEX CCG	F81169	KINGS MEDICAL CENTRE	9	*	-	78%
07H	NHS WEST ESSEX CCG	F81172	TRAPS HILL SURGERY	10	*	*	*
07H	NHS WEST ESSEX CCG	F81181	ADDISON HOUSE SURGERY	*	*	*	*
07H	NHS WEST ESSEX CCG	F81184	THE SURGERY	*	*	*	-
07H	NHS WEST ESSEX CCG	F81195	THE SURGERY	10	90%	*	-
07H	NHS WEST ESSEX CCG	F81210	BOROUGH LANE SURGERY	132	79%	21%	-
07H	NHS WEST ESSEX CCG	F81216	THE RIVER SURGERY	6	*	*	*
07H	NHS WEST ESSEX CCG	F81608	KEYHEALTH MEDICAL CENTRE	6	*	*	-
07H	NHS WEST ESSEX CCG	F81619	SYDENHAM HOUSE	*	-	*	-
07H	NHS WEST ESSEX CCG	F81725	17/18 MAYNARD COURT	*	*	-	-
07H	NHS WEST ESSEX CCG	F81728	THE ONGAR SURGERY	*	*	-	-
07H	NHS WEST ESSEX CCG	F81749	MARKET SQUARE SURGERY	6	*	*	*
07H	NHS WEST ESSEX CCG	F81758	OSLER HOUSE SURGERY	*	*	*	-
07H	NHS WEST ESSEX CCG	Y00268	NAZEING VALLEY HEALTH CTR	*	*	-	*
99E	NHS BASILDON AND BRENTWOOD CCG	F81006	DR OGUNBIYI & PARTNERS	110	60%	40%	-
99E	NHS BASILDON AND BRENTWOOD CCG	F81013	THE WESTERN ROAD SURGERY	94	85%	13%	*
99E	NHS BASILDON AND BRENTWOOD CCG	F81023	BEECHWOOD SURGERY	157	82%	17%	*
99E	NHS BASILDON AND BRENTWOOD CCG	F81025	KINGSWOOD MEDICAL CENTRE	92	67%	33%	-
99E	NHS BASILDON AND BRENTWOOD CCG	F81029	93 THE KNARES	166	78%	22%	-
99E	NHS BASILDON AND BRENTWOOD CCG	F81031	THE SURGERY	7	*	*	*
99E	NHS BASILDON AND BRENTWOOD CCG	F81033	66 SWAN LANE	29	76%	21%	*
99E	NHS BASILDON AND BRENTWOOD CCG	F81036	ROBERT FREW MEDICAL CTR.	135	73%	27%	-
99E	NHS BASILDON AND BRENTWOOD CCG	F81038	TILE HOUSE SURGERY	136	69%	30%	*
99E	NHS BASILDON AND BRENTWOOD CCG	F81039	PMS DIPPLE MEDICAL CENTRE	9	67%	*	-
99E	NHS BASILDON AND BRENTWOOD CCG	F81041	THE LONDON ROAD SURGERY	86	70%	28%	*
99E	NHS BASILDON AND BRENTWOOD CCG	F81045	27 STOCK ROAD	25	80%	*	-
99E	NHS BASILDON AND BRENTWOOD CCG	F81055	THE SURGERY	127	83%	16%	*
99E	NHS BASILDON AND BRENTWOOD CCG	F81058	DR RJ BELL'S PRACTICE	*	*	-	-
99E	NHS BASILDON AND BRENTWOOD CCG	F81060	AEGIS MEDICAL CENTRE	102	65%	34%	*
99E	NHS BASILDON AND BRENTWOOD CCG	F81080	BILLERICAY HEALTH CENTRE	126	83%	17%	-
99E	NHS BASILDON AND BRENTWOOD CCG	F81085	THE SURGERY	155	81%	19%	*
99E	NHS BASILDON AND BRENTWOOD CCG	F81102	ROCKLEIGH COURT SURGERY	44	77%	23%	-
99E	NHS BASILDON AND BRENTWOOD CCG	F81104	THE CHAPEL ST. SURGERY	53	70%	30%	-
99E	NHS BASILDON AND BRENTWOOD CCG	F81108	LAINDON HEALTH CENTRE	143	68%	31%	*
99E	NHS BASILDON AND BRENTWOOD CCG	F81150	49 BALLARDS WALK	77	75%	25%	-
99E	NHS BASILDON AND BRENTWOOD CCG	F81151	DIPPLE MEDICAL CENTRE	46	43%	57%	-
99E	NHS BASILDON AND BRENTWOOD CCG	F81158	DIPPLE MEDICAL CENTRE	15	*	73%	-
99E	NHS BASILDON AND BRENTWOOD CCG	F81163	THE NEW FOLLY	48	77%	21%	*
99E	NHS BASILDON AND BRENTWOOD CCG	F81168	SOUTHVIEW PARK SURGERY	52	52%	46%	*
99E	NHS BASILDON AND BRENTWOOD CCG	F81186	NORTHLANDS SURGERY	80	58%	43%	-
99E	NHS BASILDON AND BRENTWOOD CCG	F81214	LAINDON HEALTH CENTRE	92	70%	30%	-
99E	NHS BASILDON AND BRENTWOOD CCG	F81215	DEAL TREE HEALTH CENTRE	68	76%	22%	*
99E	NHS BASILDON AND BRENTWOOD CCG	F81222	QUEENSPARK SURGERY	17	100%	-	-
99E	NHS BASILDON AND BRENTWOOD CCG	F81640	NORTHLANDS SURGERY	53	57%	43%	-
99E	NHS BASILDON AND BRENTWOOD CCG	F81645	6 RECTORY PARK DRIVE	37	65%	32%	*
99E	NHS BASILDON AND BRENTWOOD CCG	F81647	DR BN PATEL'S PRACTICE	16	44%	56%	-
99E	NHS BASILDON AND BRENTWOOD CCG	F81648	THE SURGERY	*	*	-	-
99E	NHS BASILDON AND BRENTWOOD CCG	F81651	SOUTH GREEN SURGERY	25	68%	28%	*
99E	NHS BASILDON AND BRENTWOOD CCG	F81660	WICKFORD HEALTH CENTRE PRACTICE	*	*	-	-
99E	NHS BASILDON AND BRENTWOOD CCG	F81666	NOAK BRIDGE MEDICAL CTR.	48	77%	23%	-
99E	NHS BASILDON AND BRENTWOOD CCG	F81707	FRYERNS MEDICAL CENTRE	37	54%	43%	*
99E	NHS BASILDON AND BRENTWOOD CCG	F81710	DIPPLE MEDICAL CENTRE	50	66%	34%	-
99E	NHS BASILDON AND BRENTWOOD CCG	F81711	KNIGHTS SURGERY	14	43%	57%	-
99E	NHS BASILDON AND BRENTWOOD CCG	F81720	340 SOUTHEND ROAD	22	64%	32%	*
99E	NHS BASILDON AND BRENTWOOD CCG	F81729	THE SURGERY	61	59%	41%	-
99E	NHS BASILDON AND BRENTWOOD CCG	F81732	APPLEWOOD SURGERY	17	88%	*	-
99E	NHS BASILDON AND BRENTWOOD CCG	F81737	THE HIGHWOOD SURGERY	34	85%	*	-
99E	NHS BASILDON AND BRENTWOOD CCG	F81743	WICKFORD HEALTH CENTRE	21	52%	48%	-
99E	NHS BASILDON AND BRENTWOOD CCG	F81756	THE SURGERY	45	71%	29%	-
99E	NHS BASILDON AND BRENTWOOD CCG	Y00087	BLUEBELLS SURGERY	12	*	58%	-
99E	NHS BASILDON AND BRENTWOOD CCG	Y00332	C/O CEDARS	28	64%	36%	-
99E	NHS BASILDON AND BRENTWOOD CCG	Y00468	DIPPLE MEDICAL CENTRE	25	72%	28%	-
99E	NHS BASILDON AND BRENTWOOD CCG	Y00469	DIPPLE MEDICAL CENTRE	93	54%	45%	*
99E	NHS BASILDON AND BRENTWOOD CCG	Y00916	BBW PCT SMOKING CESSATION SERVICE	*	*	-	-
99E	NHS BASILDON AND BRENTWOOD CCG	Y01226	PWSI IN OPHTHALMOLOGY SERVICE	*	-	-	-
99E	NHS BASILDON AND BRENTWOOD CCG	Y02073	ACORNS PMS/A	9	67%	*	-
99E	NHS BASILDON AND BRENTWOOD CCG	Y03052	DR ADENAIKE & DR B SALAKO	8	100%	-	-
99E	NHS BASILDON AND BRENTWOOD CCG	Y03594	COMMUNITY GERIATRICIAN SERVICE	*	*	-	-
99F	NHS CASTLE POINT AND ROCHFORD CCG	F81001	91 RUSHBOTTOM LANE	29	69%	31%	-
99F	NHS CASTLE POINT AND ROCHFORD CCG	F81007	SOUTHWELL HOUSE	49	73%	24%	*
99F	NHS CASTLE POINT AND ROCHFORD CCG	F81032	THE SURGERY	*	*	-	-

Table 9 : Breastfeeding initiation, by GP Practice, CCG, Area Team 2013/14 - Annual

Source: NHS England
Crown Copyright © 2014



Code	CCG Name	Code	GP Practice name	Number of maternities	Percentage mothers initiating Breastfeeding	Percentage mothers not initiating Breastfeeding	Percentage mothers with no known status
99F	NHS CASTLE POINT AND ROCHFORD CCG	F81051	THE NEW HEALTH CENTRE	22	45%	41%	*
99F	NHS CASTLE POINT AND ROCHFORD CCG	F81061	RIVERSIDE MEDICAL CENTRE	8	88%	-	*
99F	NHS CASTLE POINT AND ROCHFORD CCG	F81065	THE SURGERY	11	64%	*	-
99F	NHS CASTLE POINT AND ROCHFORD CCG	F81066	THE GREENSWARD SURGERY	*	*	*	*
99F	NHS CASTLE POINT AND ROCHFORD CCG	F81070	GRAFTON SURGERY	15	40%	47%	*
99F	NHS CASTLE POINT AND ROCHFORD CCG	F81075	THE HOLLIES	22	68%	*	*
99F	NHS CASTLE POINT AND ROCHFORD CCG	F81089	WAKERING MEDICAL CTR.	12	58%	*	*
99F	NHS CASTLE POINT AND ROCHFORD CCG	F81096	OAKLANDS SURGERY	27	67%	*	22%
99F	NHS CASTLE POINT AND ROCHFORD CCG	F81101	ESSEX WAY SURGERY	10	80%	*	-
99F	NHS CASTLE POINT AND ROCHFORD CCG	F81123	AUDLEY MILLS SURGERY	49	67%	24%	*
99F	NHS CASTLE POINT AND ROCHFORD CCG	F81125	CHURCH VIEW SURGERY	37	73%	16%	*
99F	NHS CASTLE POINT AND ROCHFORD CCG	F81142	91 RUSHBOTTOM LANE	16	81%	*	-
99F	NHS CASTLE POINT AND ROCHFORD CCG	F81205	THE SURGERY	9	67%	*	*
99F	NHS CASTLE POINT AND ROCHFORD CCG	F81618	HIGH ROAD FAMILY DOCTORS	13	62%	*	-
99F	NHS CASTLE POINT AND ROCHFORD CCG	F81661	LEIGH BECK SURGERY	*	*	-	-
99F	NHS CASTLE POINT AND ROCHFORD CCG	F81667	271 RAYLEIGH ROAD	7	*	*	*
99F	NHS CASTLE POINT AND ROCHFORD CCG	F81675	THE PRACTICE	9	78%	*	*
99F	NHS CASTLE POINT AND ROCHFORD CCG	F81690	THE SURGERY	6	*	*	*
99F	NHS CASTLE POINT AND ROCHFORD CCG	F81699	THE SURGERY	6	*	*	*
99F	NHS CASTLE POINT AND ROCHFORD CCG	F81700	THE SURGERY	12	*	50%	*
99F	NHS CASTLE POINT AND ROCHFORD CCG	F81704	49 RAWRETH LANE	7	100%	-	-
99F	NHS CASTLE POINT AND ROCHFORD CCG	F81713	BENFLEET SURGERY	13	77%	*	*
99F	NHS CASTLE POINT AND ROCHFORD CCG	F81739	THE ISLAND SURGERY	21	76%	*	*
99F	NHS CASTLE POINT AND ROCHFORD CCG	F81740	THE ISLAND SURGERY	*	*	-	*
99F	NHS CASTLE POINT AND ROCHFORD CCG	Y00984	DR BAJEN AND DR BLASCO	12	*	58%	*
99G	NHS SOUTHCEND CCG	F81003	CARNARVON MEDICAL CENTRE	14	64%	*	*
99G	NHS SOUTHCEND CCG	F81046	KENT ELMS HEALTH CENTRE	10	*	*	*
99G	NHS SOUTHCEND CCG	F81073	258 WESTBOROUGH ROAD	7	*	*	*
99G	NHS SOUTHCEND CCG	F81081	DR DELTA	72	67%	24%	10%
99G	NHS SOUTHCEND CCG	F81086	27 SOUTHCHURCH BOULEVARD	20	65%	*	*
99G	NHS SOUTHCEND CCG	F81092	3 PRINCE AVENUE	11	82%	*	*
99G	NHS SOUTHCEND CCG	F81097	THE VALKYRIE SURGERY	76	64%	33%	*
99G	NHS SOUTHCEND CCG	F81112	HIGHLANDS SURGERY	16	69%	*	*
99G	NHS SOUTHCEND CCG	F81121	99 TYRONE ROAD	21	76%	*	*
99G	NHS SOUTHCEND CCG	F81128	KENT ELMS HEALTH CENTRE	25	68%	*	*
99G	NHS SOUTHCEND CCG	F81144	178 PALL MALL	43	79%	*	*
99G	NHS SOUTHCEND CCG	F81147	CENTRAL SURGERY	9	78%	-	*
99G	NHS SOUTHCEND CCG	F81159	SOUTHCEND MEDICAL CENTRE	9	*	*	*
99G	NHS SOUTHCEND CCG	F81164	WEST ROAD SURGERY	23	70%	*	*
99G	NHS SOUTHCEND CCG	F81176	332 NORTH AVENUE	8	*	*	*
99G	NHS SOUTHCEND CCG	F81200	9 BLENHEIM CHASE	*	*	*	-
99G	NHS SOUTHCEND CCG	F81207	48 ARGVLL ROAD	*	*	-	-
99G	NHS SOUTHCEND CCG	F81209	SHAFTESBURY AVENUE SURGERY	*	*	*	*
99G	NHS SOUTHCEND CCG	F81223	KENT ELMS HEALTH CENTRE.	7	86%	*	-
99G	NHS SOUTHCEND CCG	F81613	SHOEBURY HEALTH CENTRE	14	71%	*	*
99G	NHS SOUTHCEND CCG	F81622	101 WEST ROAD	8	*	*	*
99G	NHS SOUTHCEND CCG	F81639	401 WESTBOROUGH ROAD	*	*	-	-
99G	NHS SOUTHCEND CCG	F81649	THE HEALTH CENTRE	*	*	*	-
99G	NHS SOUTHCEND CCG	F81656	61 WARRIOR SQUARE	11	*	73%	*
99G	NHS SOUTHCEND CCG	F81671	DR JAYAPRAKASAM	*	-	*	-
99G	NHS SOUTHCEND CCG	F81676	33 CRANLEIGH DRIVE	*	*	-	-
99G	NHS SOUTHCEND CCG	F81684	NORTH SHOEBURY SURGERY	8	88%	*	-
99G	NHS SOUTHCEND CCG	F81688	129 EAGLE WAY	8	*	*	*
99G	NHS SOUTHCEND CCG	F81695	203 ELMSLEIGH DRIVE	6	*	*	*
99G	NHS SOUTHCEND CCG	F81696	194 ELMSLEIGH DRIVE	6	*	*	*
99G	NHS SOUTHCEND CCG	F81718	FAMILY HTH CARE	6	*	*	-
99G	NHS SOUTHCEND CCG	F81724	NEW WESTBOROUGH SURGERY	9	78%	*	-
99G	NHS SOUTHCEND CCG	F81733	314 SOUTHBOURNE GROVE	7	*	*	*
99G	NHS SOUTHCEND CCG	F81744	SCOTT PARK SURGERY	*	*	*	*
99G	NHS SOUTHCEND CCG	F81747	THE FAIRWAY MEDICAL CENTRE	*	*	-	-
99G	NHS SOUTHCEND CCG	F81754	THE GLOBE SURGERY	*	*	*	-
99G	NHS SOUTHCEND CCG	F81755	VICTORIA SURGERY	*	-	-	*
99G	NHS SOUTHCEND CCG	Y02177	THE PRACTICE NORTHUMBERLAND AVENUE	15	80%	*	*
99G	NHS SOUTHCEND CCG	Y02707	ST LUKE'S HEALTH CENTRE	31	68%	23%	*

Table 9 : Breastfeeding initiation, by GP Practice, CCG, Area Team 2013/14 - Annual

Source: NHS England
Crown Copyright © 2014



Code	CCG Name	Code	GP Practice name	Number of maternities	Percentage mothers initiating Breastfeeding	Percentage mothers not Initiating Breastfeeding	Percentage mothers with no known status
03V	NHS CORBY CCG	K83002	THE LAKESIDE SURGERY	596	65%	30%	5%
03V	NHS CORBY CCG	K83059	WOODSEND MEDICAL CENTRE	126	59%	35%	6%
03V	NHS CORBY CCG	K83607	STUDFALL MEDICAL CENTRE	24	67%	29%	*
03V	NHS CORBY CCG	K83614	THE STUDFALL PARTNERSHIP	49	53%	47%	-
03V	NHS CORBY CCG	K83622	GREAT OAKLEY MEDICAL CTR.	139	68%	25%	6%
04F	NHS MILTON KEYNES CCG	K82003	WOLVERTON HEALTH CENTRE	230	50%	7%	43%
04F	NHS MILTON KEYNES CCG	K82009	THE HEALTH CENTRE	63	70%	*	25%
04F	NHS MILTON KEYNES CCG	K82013	THE RED HOUSE SURGERY	155	52%	11%	37%
04F	NHS MILTON KEYNES CCG	K82015	PARKSIDE MEDICAL CENTRE	128	54%	9%	38%
04F	NHS MILTON KEYNES CCG	K82016	NEWPORT PAGNELL MED. CTR.	183	62%	7%	31%
04F	NHS MILTON KEYNES CCG	K82025	SOVEREIGN MEDICAL CENTRE	129	58%	9%	33%
04F	NHS MILTON KEYNES CCG	K82026	WHADDON MEDICAL CENTRE 25 WITHAM COURT	135	53%	10%	37%
04F	NHS MILTON KEYNES CCG	K82027	PURBECK HEALTH CENTRE	72	53%	11%	36%
04F	NHS MILTON KEYNES CCG	K82032	OAKRIDGE PARK MEDICAL CTR	204	59%	9%	32%
04F	NHS MILTON KEYNES CCG	K82039	THE SURGERY	142	62%	9%	29%
04F	NHS MILTON KEYNES CCG	K82050	WATER EATON HEALTH CENTRE	110	41%	10%	49%
04F	NHS MILTON KEYNES CCG	K82054	ASHFIELD MEDICAL CTR	204	58%	8%	34%
04F	NHS MILTON KEYNES CCG	K82057	COBBS GARDEN SURGERY	74	72%	8%	20%
04F	NHS MILTON KEYNES CCG	K82059	WESTFIELD ROAD SURGERY	63	49%	*	48%
04F	NHS MILTON KEYNES CCG	K82060	NEATH HILL HEALTH CENTRE	60	57%	*	40%
04F	NHS MILTON KEYNES CCG	K82062	DRAYTON ROAD SURGERY	35	51%	*	40%
04F	NHS MILTON KEYNES CCG	K82064	FISHERMEAD MEDICAL CENTRE	99	68%	*	28%
04F	NHS MILTON KEYNES CCG	K82065	CTRL.MILTON KEYNES MED. CT	254	69%	7%	24%
04F	NHS MILTON KEYNES CCG	K82067	HILLTOPS MEDICAL CENTRE	180	61%	6%	34%
04F	NHS MILTON KEYNES CCG	K82074	KINGFISHER SURGERY	6	100%	-	-
04F	NHS MILTON KEYNES CCG	K82076	WATLING VALE MEDICAL CTR.	147	63%	4%	33%
04F	NHS MILTON KEYNES CCG	K82610	THE GROVE SURGERY	104	57%	11%	33%
04F	NHS MILTON KEYNES CCG	K82615	WALNUT TREE HEALTH CENTRE	127	61%	*	36%
04F	NHS MILTON KEYNES CCG	K82617	THE STONEDEAN PRACTICE	125	63%	6%	30%
04F	NHS MILTON KEYNES CCG	K82631	MILTON KEYNES VILL. SURG	182	63%	*	35%
04F	NHS MILTON KEYNES CCG	K82633	WESTCROFT HEALTH CENTRE	230	61%	7%	33%
04F	NHS MILTON KEYNES CCG	Y02900	BROUGHTON HEALTH CENTRE	198	66%	6%	28%
04G	NHS NENE CCG	K83003	QUEENSVIEW MEDICAL CENTRE	90	73%	27%	-
04G	NHS NENE CCG	K83004	BRACKLEY HEALTH CENTRE	33	82%	18%	-
04G	NHS NENE CCG	K83005	QUEENSWAY MEDICAL CENTRE	145	65%	32%	*
04G	NHS NENE CCG	K83006	HEADLANDS SURGERY	112	73%	21%	5%
04G	NHS NENE CCG	K83007	HARBOROUGH FIELD SURGERY	152	70%	26%	5%
04G	NHS NENE CCG	K83008	THE PINES SURGERY	85	79%	21%	-
04G	NHS NENE CCG	K83009	MOULTON SURGERY	59	88%	12%	-
04G	NHS NENE CCG	K83010	DELAPRE MEDICAL CENTRE	213	76%	24%	-
04G	NHS NENE CCG	K83011	REDWELL MEDICAL CENTRE	130	66%	30%	*
04G	NHS NENE CCG	K83012	KING EDWARD ROAD SURGERY	153	89%	10%	*
04G	NHS NENE CCG	K83013	ESKDAILL MEDICAL CENTRE	163	67%	29%	*
04G	NHS NENE CCG	K83014	LEICESTER TCE H/CARE CTR.	176	76%	24%	-
04G	NHS NENE CCG	K83015	DANETRE MEDICAL PRACTICE	155	79%	20%	*
04G	NHS NENE CCG	K83018	SPRINGFIELD SURGERY	76	83%	14%	*
04G	NHS NENE CCG	K83019	LONG BUCKBY SURGERY	51	80%	20%	-
04G	NHS NENE CCG	K83020	RILLWOOD MEDICAL CENTRE	52	62%	38%	-
04G	NHS NENE CCG	K83021	DESBOROUGH & ROTHWELL HEALTH CARE GRP	201	62%	34%	3%
04G	NHS NENE CCG	K83022	TOWCESTER MEDICAL CENTRE	77	78%	21%	*
04G	NHS NENE CCG	K83024	RUSHDEN MEDICAL CENTRE	126	52%	44%	*
04G	NHS NENE CCG	K83025	THE MOUNTS MEDICAL CENTRE	279	82%	17%	*
04G	NHS NENE CCG	K83026	ALBANY HOUSE MEDICAL CTR.	242	69%	25%	5%
04G	NHS NENE CCG	K83027	LANGHAM PLACE SURGERY	134	79%	21%	-
04G	NHS NENE CCG	K83028	SPINNEYBROOK MEDICAL CNTR	124	68%	28%	*
04G	NHS NENE CCG	K83029	ABINGTON PARK SURGERY	161	80%	20%	-
04G	NHS NENE CCG	K83030	THE COTTONS	94	66%	31%	*
04G	NHS NENE CCG	K83031	BYFIELD MEDICAL CENTRE	66	76%	21%	*
04G	NHS NENE CCG	K83032	ABBAY HOUSE SURGERY	249	73%	26%	*
04G	NHS NENE CCG	K83033	WESTON FAVELL HEALTH CTR	56	71%	29%	-
04G	NHS NENE CCG	K83035	KINGSTHORPE MEDICAL CTR.	58	71%	29%	-
04G	NHS NENE CCG	K83036	LINDEN AVENUE MEDICAL CTR	149	56%	40%	4%
04G	NHS NENE CCG	K83037	BURTON LATIMER HEALTH CTR	139	67%	29%	-
04G	NHS NENE CCG	K83039	DRYLAND SURGERY	122	70%	25%	5%
04G	NHS NENE CCG	K83040	WOODVIEW MEDICAL CENTRE	155	70%	30%	-
04G	NHS NENE CCG	K83041	ST LUKE'S PRIMARY CARE CENTRE	319	82%	17%	*
04G	NHS NENE CCG	K83042	PARK AVENUE MEDICAL CTR.	131	81%	19%	-
04G	NHS NENE CCG	K83043	ABINGTON HEALTH COMPLEX	166	76%	24%	-
04G	NHS NENE CCG	K83044	PARKLANDS	112	68%	24%	8%
04G	NHS NENE CCG	K83045	DR SOUTHCOTT AND PARTNERS	*	-	-	-
04G	NHS NENE CCG	K83047	ABBAY MEDICAL PRACTICE	190	69%	27%	4%
04G	NHS NENE CCG	K83048	BROOK MEDICAL CENTRE	90	66%	34%	-
04G	NHS NENE CCG	K83049	WASHINGTON HOUSE SURGERY	71	82%	17%	*
04G	NHS NENE CCG	K83050	THE CRESCENT MEDICAL CTR.	36	78%	19%	*
04G	NHS NENE CCG	K83051	WEAVERS MEDICAL CENTRE	222	61%	34%	5%
04G	NHS NENE CCG	K83052	PARK SLOPE SURGERY	195	85%	12%	*
04G	NHS NENE CCG	K83053	THE SURGERY	25	76%	24%	-
04G	NHS NENE CCG	K83055	WOOTTON MEDICAL CENTRE	36	86%	*	-
04G	NHS NENE CCG	K83056	COUNTY SURGERY	50	80%	20%	-
04G	NHS NENE CCG	K83058	CLARENCE AVENUE SURGERY	57	68%	30%	*
04G	NHS NENE CCG	K83064	GUILSBOROUGH SURGERY	104	82%	18%	-
04G	NHS NENE CCG	K83065	THE NENE VALLEY SURGERY	47	81%	15%	*

Table 9 : Breastfeeding initiation, by GP Practice, CCG, Area Team 2013/14 - Annual

Source: NHS England

Crown Copyright © 2014



Code	CCG Name	Code	GP Practice name	Number of maternities	Percentage mothers initiating Breastfeeding	Percentage mothers not Initiating Breastfeeding	Percentage mothers with no known status
04G	NHS NENE CCG	K83066	WEEDON SURGERY	92	85%	14%	*
04G	NHS NENE CCG	K83068	DENTON VILLAGE SURGERY	56	88%	13%	-
04G	NHS NENE CCG	K83069	MARSHALLS ROAD SURGERY	13	77%	*	-
04G	NHS NENE CCG	K83070	BUGBROOKE SURGERY	82	73%	27%	-
04G	NHS NENE CCG	K83071	WHITEFIELDS SURGERY	22	64%	36%	-
04G	NHS NENE CCG	K83074	LINGS BROOK PRACTICE	44	73%	27%	-
04G	NHS NENE CCG	K83076	WESTON FAVELL HEALTH CTR	36	75%	25%	-
04G	NHS NENE CCG	K83077	GREENVIEW SURGERY	84	70%	30%	-
04G	NHS NENE CCG	K83079	WOLLASTON SURGERY	47	83%	17%	-
04G	NHS NENE CCG	K83080	HIGHAM FERRERS SURGERY	73	75%	22%	*
04G	NHS NENE CCG	K83081	SUMMERLEE MEDICAL CENTRE	12	75%	*	*
04G	NHS NENE CCG	K83082	GREENS NORTON MEDICAL CTR	*	-	-	-
04G	NHS NENE CCG	K83601	EARLS BARTON MEDICAL CTR	58	93%	*	*
04G	NHS NENE CCG	K83610	DANES CAMP SURGERY	102	86%	13%	*
04G	NHS NENE CCG	K83616	THE MEADOWS SURGERY	54	78%	20%	*
04G	NHS NENE CCG	K83618	WESTON FAVELL HEALTH CTR.	107	76%	24%	-
04G	NHS NENE CCG	K83619	PENVALE PARK MEDICAL CTR	55	84%	16%	-
04G	NHS NENE CCG	K83620	THE BROOK HEALTH CTR	87	75%	25%	-
04G	NHS NENE CCG	K83621	MAPLE ACCESS PARTNERSHIP LLP	114	84%	16%	-
04G	NHS NENE CCG	K83625	MAWSLEY VILLAGE SURGERY	77	77%	19%	*
04G	NHS NENE CCG	Y00028	KINGS HEATH HEALTH CARE CENTRE	66	65%	35%	-
04G	NHS NENE CCG	Y00399	IRCHESTER SURGERY	42	52%	43%	*
04G	NHS NENE CCG	Y01139	DR DATTA & PARTNERS	62	65%	32%	*
06F	NHS BEDFORDSHIRE CCG	E81002	GREENSAND SURGERY	79	81%	19%	-
06F	NHS BEDFORDSHIRE CCG	E81003	THE SURGERY	65	72%	17%	11%
06F	NHS BEDFORDSHIRE CCG	E81004	SALISBURY HOUSE SURGERY	64	77%	19%	*
06F	NHS BEDFORDSHIRE CCG	E81007	HARROLD MEDICAL PRACTICE	34	85%	*	*
06F	NHS BEDFORDSHIRE CCG	E81008	WHEATFIELD SURGERY	172	68%	32%	-
06F	NHS BEDFORDSHIRE CCG	E81009	WEST STREET SURGERY	127	67%	33%	-
06F	NHS BEDFORDSHIRE CCG	E81011	2 GOLDINGTON ROAD	115	82%	18%	-
06F	NHS BEDFORDSHIRE CCG	E81012	GREENSANDS MEDICAL PRACT.	81	78%	21%	*
06F	NHS BEDFORDSHIRE CCG	E81014	THE HEALTH CENTRE	123	63%	37%	-
06F	NHS BEDFORDSHIRE CCG	E81015	THE SURGERY	138	80%	20%	-
06F	NHS BEDFORDSHIRE CCG	E81017	PEMBERLEY SURGERY	78	81%	19%	-
06F	NHS BEDFORDSHIRE CCG	E81019	LONDON ROAD HEALTH CENTRE	226	83%	16%	*
06F	NHS BEDFORDSHIRE CCG	E81020	THE SURGERY	74	73%	27%	-
06F	NHS BEDFORDSHIRE CCG	E81021	THE SURGERY	131	79%	21%	-
06F	NHS BEDFORDSHIRE CCG	E81022	LARKSFIELD SURGERY	39	79%	18%	*
06F	NHS BEDFORDSHIRE CCG	E81023	THE SURGERY	47	70%	30%	-
06F	NHS BEDFORDSHIRE CCG	E81024	THE SURGERY	24	71%	29%	-
06F	NHS BEDFORDSHIRE CCG	E81027	HOUGHTON REGIS MED.CTR.	105	74%	26%	-
06F	NHS BEDFORDSHIRE CCG	E81029	PUTNOE MEDICAL CENTRE	213	76%	16%	8%
06F	NHS BEDFORDSHIRE CCG	E81030	SHAKESPEARE ROAD SURGERY	37	73%	27%	-
06F	NHS BEDFORDSHIRE CCG	E81031	26 SILVER STREET	29	72%	28%	-
06F	NHS BEDFORDSHIRE CCG	E81033	DR CAKEBREAD AND PARTNERS	114	82%	18%	-
06F	NHS BEDFORDSHIRE CCG	E81034	TODDINGTON MEDICAL CENTRE	53	81%	19%	-
06F	NHS BEDFORDSHIRE CCG	E81035	SANDY HEALTH CENTRE	76	79%	21%	-
06F	NHS BEDFORDSHIRE CCG	E81036	THE IVEL MEDICAL CENTRE	77	81%	19%	-
06F	NHS BEDFORDSHIRE CCG	E81037	DE PARYS MEDICAL CENTRE	110	77%	23%	-
06F	NHS BEDFORDSHIRE CCG	E81038	273 BEDFORD ROAD	145	82%	18%	-
06F	NHS BEDFORDSHIRE CCG	E81043	CRANFIELD SURGERY	112	76%	18%	6%
06F	NHS BEDFORDSHIRE CCG	E81044	LEIGHTON ROAD SURGERY	69	80%	12%	9%
06F	NHS BEDFORDSHIRE CCG	E81045	KINGSBURY COURT SURGERY	74	81%	19%	-
06F	NHS BEDFORDSHIRE CCG	E81046	THE SURGERY	70	81%	19%	-
06F	NHS BEDFORDSHIRE CCG	E81047	85 GOLDINGTON AVENUE	119	83%	17%	-
06F	NHS BEDFORDSHIRE CCG	E81049	PRIORY MEDICAL PRACTICE	79	82%	18%	-
06F	NHS BEDFORDSHIRE CCG	E81050	ASPLANDS MEDICAL CENTRE	109	66%	13%	21%
06F	NHS BEDFORDSHIRE CCG	E81052	KIRBY ROAD SURGERY	100	65%	35%	-
06F	NHS BEDFORDSHIRE CCG	E81056	16 ST JOHN'S STREET	50	82%	18%	-
06F	NHS BEDFORDSHIRE CCG	E81057	BIGGLESWADE HEALTH CENTRE	85	79%	20%	*
06F	NHS BEDFORDSHIRE CCG	E81059	THE SURGERY	51	75%	24%	*
06F	NHS BEDFORDSHIRE CCG	E81060	THE SURGERY	47	77%	23%	-
06F	NHS BEDFORDSHIRE CCG	E81061	109 STATION ROAD	20	90%	*	-
06F	NHS BEDFORDSHIRE CCG	E81062	CLAPHAM ROAD SURGERY	60	77%	23%	-
06F	NHS BEDFORDSHIRE CCG	E81069	CADDINGTON SURGERY	56	80%	20%	-
06F	NHS BEDFORDSHIRE CCG	E81072	GROVEBURY ROAD SURGERY	46	50%	39%	*
06F	NHS BEDFORDSHIRE CCG	E81074	HOUGHTON CLOSE SURGERY	94	80%	20%	-
06F	NHS BEDFORDSHIRE CCG	E81077	THE HEALTH CENTRE	39	79%	21%	-
06F	NHS BEDFORDSHIRE CCG	E81611	ROTHSAY SURGERY	39	79%	18%	*
06F	NHS BEDFORDSHIRE CCG	E81615	8 ASHBURNHAM ROAD	67	87%	13%	-
06F	NHS BEDFORDSHIRE CCG	E81626	VICTORIA ROAD MEDICAL PRACTICE	95	82%	18%	-
06F	NHS BEDFORDSHIRE CCG	E81635	EASTGATE SURGERY	24	83%	*	-
06F	NHS BEDFORDSHIRE CCG	E81636	INTRAHEALTH MEDICAL PRACTICE	40	80%	20%	-
06F	NHS BEDFORDSHIRE CCG	Y00260	ARLESEY MEDICAL CENTRE	17	76%	*	-
06F	NHS BEDFORDSHIRE CCG	Y00328	THE SURGERY	73	81%	15%	*
06F	NHS BEDFORDSHIRE CCG	Y00522	THE VILLAGE MEDICAL CTR	93	84%	15%	*
06F	NHS BEDFORDSHIRE CCG	Y00560	WOOTTON VALE HEALTHY LIVING CENTRE	51	76%	20%	*
06F	NHS BEDFORDSHIRE CCG	Y00561	SHORTSTOWN SURGERY	62	81%	19%	-
06K	NHS EAST AND NORTH HERTFORDSHIRE	D81047	ASHWELL SURGERY	52	77%	23%	-
06K	NHS EAST AND NORTH HERTFORDSHIRE	E82002	WRAFTON HOUSE SURGERY	9	100%	-	-
06K	NHS EAST AND NORTH HERTFORDSHIRE	E82005	THE HEALTH CENTRE	*	*	*	-
06K	NHS EAST AND NORTH HERTFORDSHIRE	E82006	THE LIMES SURGERY	*	*	-	-

Table 9 : Breastfeeding initiation, by GP Practice, CCG, Area Team 2013/14 - Annual

Source: NHS England

Crown Copyright © 2014



Code	CCG Name	Code	GP Practice name	Number of maternities	Percentage mothers initiating Breastfeeding	Percentage mothers not Initiating Breastfeeding	Percentage mothers with no known status
06K	NHS EAST AND NORTH HERTFORDSHIRE	E82007	HANSCOMBE HOUSE SURGERY	8	*	*	-
06K	NHS EAST AND NORTH HERTFORDSHIRE	E82008	THE SURGERY	*	-	-	-
06K	NHS EAST AND NORTH HERTFORDSHIRE	E82018	LISTER HOUSE	12	58%	*	-
06K	NHS EAST AND NORTH HERTFORDSHIRE	E82019	BRIDGE COTTAGE SURGERY	*	*	*	*
06K	NHS EAST AND NORTH HERTFORDSHIRE	E82021	THE HEALTH CENTRE	9	100%	-	-
06K	NHS EAST AND NORTH HERTFORDSHIRE	E82023	BURVILL HOUSE SURGERY	9	78%	*	*
06K	NHS EAST AND NORTH HERTFORDSHIRE	E82024	WALLACE HOUSE	*	-	-	-
06K	NHS EAST AND NORTH HERTFORDSHIRE	E82035	THE SURGERY	*	-	-	-
06K	NHS EAST AND NORTH HERTFORDSHIRE	E82038	THE HEALTH CENTRE	20	90%	*	-
06K	NHS EAST AND NORTH HERTFORDSHIRE	E82039	ST.NICHOLAS HEALTH CENTRE	*	-	*	*
06K	NHS EAST AND NORTH HERTFORDSHIRE	E82040	110 PEARTREE LANE	19	68%	*	*
06K	NHS EAST AND NORTH HERTFORDSHIRE	E82041	185 KNIGHTSFIELD	*	*	*	*
06K	NHS EAST AND NORTH HERTFORDSHIRE	E82042	ABBAY ROAD SURGERY	70	70%	30%	-
06K	NHS EAST AND NORTH HERTFORDSHIRE	E82044	THE PORTMILL SURGERY	*	*	-	*
06K	NHS EAST AND NORTH HERTFORDSHIRE	E82053	COURTENAY HOUSE SURGERY	*	*	-	-
06K	NHS EAST AND NORTH HERTFORDSHIRE	E82056	29 SHEPHALL WAY	*	*	*	*
06K	NHS EAST AND NORTH HERTFORDSHIRE	E82057	77 WARE ROAD	*	*	-	-
06K	NHS EAST AND NORTH HERTFORDSHIRE	E82058	POTTERELLS LODGE MED.CTR.	21	95%	*	-
06K	NHS EAST AND NORTH HERTFORDSHIRE	E82061	AMWELL STREET SURGERY	9	78%	*	-
06K	NHS EAST AND NORTH HERTFORDSHIRE	E82062	HALL GROVE PRACTICE	9	78%	-	*
06K	NHS EAST AND NORTH HERTFORDSHIRE	E82063	THE MAPLES HEALTH CENTRE	47	79%	17%	*
06K	NHS EAST AND NORTH HERTFORDSHIRE	E82067	THORLEY HEALTH CENTRE	65	89%	11%	-
06K	NHS EAST AND NORTH HERTFORDSHIRE	E82074	SOUTH STREET SURGERY	65	95%	*	-
06K	NHS EAST AND NORTH HERTFORDSHIRE	E82075	THE SURGERY	7	*	*	-
06K	NHS EAST AND NORTH HERTFORDSHIRE	E82079	WORMLEY MEDICAL CENTRE	26	81%	*	*
06K	NHS EAST AND NORTH HERTFORDSHIRE	E82080	ORFORD LODGE	6	*	*	-
06K	NHS EAST AND NORTH HERTFORDSHIRE	E82081	CUFFLEY & GOFFS OAK MEDICAL PRACTICE	57	82%	18%	-
06K	NHS EAST AND NORTH HERTFORDSHIRE	E82082	BIRCHWOOD SURGERY	*	*	*	-
06K	NHS EAST AND NORTH HERTFORDSHIRE	E82086	HEALTH FIRST MED.GROUP	*	*	-	-
06K	NHS EAST AND NORTH HERTFORDSHIRE	E82088	HAILEY VIEW SURGERY	*	*	*	-
06K	NHS EAST AND NORTH HERTFORDSHIRE	E82090	8 PARK LANE	*	*	*	-
06K	NHS EAST AND NORTH HERTFORDSHIRE	E82092	THE SURGERY	*	-	-	-
06K	NHS EAST AND NORTH HERTFORDSHIRE	E82093	BEDWELL MEDICAL CENTRE	*	*	-	-
06K	NHS EAST AND NORTH HERTFORDSHIRE	E82099	THE SURGERY	9	89%	*	-
06K	NHS EAST AND NORTH HERTFORDSHIRE	E82100	THE CENTRAL SURGERY	14	93%	-	*
06K	NHS EAST AND NORTH HERTFORDSHIRE	E82102	CHURCH STREET SURGERY	*	*	*	-
06K	NHS EAST AND NORTH HERTFORDSHIRE	E82104	THE SURGERY	*	*	*	-
06K	NHS EAST AND NORTH HERTFORDSHIRE	E82109	CASTLEGATE SURGERY	*	*	-	-
06K	NHS EAST AND NORTH HERTFORDSHIRE	E82111	SYMONDS GREEN HEALTH CTR.	*	*	-	-
06K	NHS EAST AND NORTH HERTFORDSHIRE	E82115	STOCKWELL LODGE MED. CTR.	49	63%	35%	*
06K	NHS EAST AND NORTH HERTFORDSHIRE	E82121	WATTON PLACE HOUSE	19	84%	*	-
06K	NHS EAST AND NORTH HERTFORDSHIRE	E82123	WARDEN LODGE SURGERY	39	85%	15%	-
06K	NHS EAST AND NORTH HERTFORDSHIRE	E82126	DR NS HANDYSIDES	6	*	*	-
06K	NHS EAST AND NORTH HERTFORDSHIRE	E82130	BUNTINGFORD MEDICAL CENTRE	26	85%	*	-
06K	NHS EAST AND NORTH HERTFORDSHIRE	E82133	HIGH STREET SURGERY	13	46%	54%	-
06K	NHS EAST AND NORTH HERTFORDSHIRE	E82624	CANTERBURY WAY SURGERY	*	*	-	-
06K	NHS EAST AND NORTH HERTFORDSHIRE	E82626	60 HIGH STREET	*	*	*	-
06K	NHS EAST AND NORTH HERTFORDSHIRE	E82627	THE MALTINGS SURGERY	*	-	-	*
06K	NHS EAST AND NORTH HERTFORDSHIRE	E82638	STANHOPE SURGERY	57	70%	28%	*
06K	NHS EAST AND NORTH HERTFORDSHIRE	E82641	MANOR HOUSE SURGERY	*	*	*	-
06K	NHS EAST AND NORTH HERTFORDSHIRE	E82654	HIGH CROFT SURGERY	15	87%	*	-
06K	NHS EAST AND NORTH HERTFORDSHIRE	E82661	GARDEN CITY SURGERY	*	*	*	-
06K	NHS EAST AND NORTH HERTFORDSHIRE	Y02639	SPRING HOUSE MC	8	*	*	-
06N	NHS HERTS VALLEYS CCG	E82001	ROTHSCHILD HOUSE SURGERY	10	100%	-	-
06N	NHS HERTS VALLEYS CCG	E82004	61 HATFIELD ROAD	46	85%	15%	-
06N	NHS HERTS VALLEYS CCG	E82009	LINCOLN HOUSE SURGERY	126	72%	26%	*
06N	NHS HERTS VALLEYS CCG	E82012	FAIRBROOK MEDICAL CENTRE	194	76%	24%	-
06N	NHS HERTS VALLEYS CCG	E82013	THE COACH HOUSE SURGERY	182	77%	22%	*
06N	NHS HERTS VALLEYS CCG	E82014	THE LODGE SURGERY	134	78%	22%	-
06N	NHS HERTS VALLEYS CCG	E82015	SUTHERGREY HOUSE MED CTR	178	74%	26%	-
06N	NHS HERTS VALLEYS CCG	E82017	GARSTON MEDICAL CENTRE	153	76%	24%	-
06N	NHS HERTS VALLEYS CCG	E82020	THE CONSULTING ROOMS	73	58%	42%	-
06N	NHS HERTS VALLEYS CCG	E82022	FERNVILLE SURGERY	221	68%	32%	-
06N	NHS HERTS VALLEYS CCG	E82025	35 RICKMANSWORTH ROAD	189	69%	31%	-
06N	NHS HERTS VALLEYS CCG	E82027	PARKFIELD MEDICAL CENTRE	80	81%	18%	*
06N	NHS HERTS VALLEYS CCG	E82028	MILTON HOUSE SURGERY	26	85%	-	-
06N	NHS HERTS VALLEYS CCG	E82031	THE MALTINGS SURGERY	185	82%	17%	*
06N	NHS HERTS VALLEYS CCG	E82032	BENNETTS END SURGERY	196	67%	33%	*
06N	NHS HERTS VALLEYS CCG	E82034	TUDOR SURGERY	75	80%	20%	-
06N	NHS HERTS VALLEYS CCG	E82037	THE VILLAGE SURGERY	107	86%	14%	-
06N	NHS HERTS VALLEYS CCG	E82043	SCHOPWICK SURGERY	128	71%	28%	*
06N	NHS HERTS VALLEYS CCG	E82045	UPTON ROAD SURGERY	110	78%	22%	-
06N	NHS HERTS VALLEYS CCG	E82046	VINE HOUSE HEALTH CENTRE	121	64%	36%	-
06N	NHS HERTS VALLEYS CCG	E82048	THEOBALD MEDICAL CENTRE	97	84%	15%	*
06N	NHS HERTS VALLEYS CCG	E82049	BALDWINS LANE SURGERY	36	75%	25%	-
06N	NHS HERTS VALLEYS CCG	E82050	GROVE HILL MEDICAL CENTRE	60	67%	33%	-
06N	NHS HERTS VALLEYS CCG	E82051	EVEREST HOUSE SURGERY	171	60%	40%	-
06N	NHS HERTS VALLEYS CCG	E82054	THE CALLOWLAND SURGERY	199	79%	20%	*
06N	NHS HERTS VALLEYS CCG	E82055	THE MIDWAY SURGERY	116	80%	20%	-
06N	NHS HERTS VALLEYS CCG	E82059	GRANGE STREET SURGERY	91	77%	23%	-
06N	NHS HERTS VALLEYS CCG	E82060	PARKBURY HOUSE	175	82%	17%	*
06N	NHS HERTS VALLEYS CCG	E82064	CHORLEYWOOD HEALTH CENTRE	63	79%	19%	*

Table 9 : Breastfeeding initiation, by GP Practice, CCG, Area Team 2013/14 - Annual

Source: NHS England
Crown Copyright © 2014



Code	CCG Name	Code	GP Practice name	Number of maternities	Percentage mothers initiating Breastfeeding	Percentage mothers not Initiating Breastfeeding	Percentage mothers with no known status
06N	NHS HERTS VALLEYS CCG	E82066	HAVERFIELD SURGERY	33	73%	27%	-
06N	NHS HERTS VALLEYS CCG	E82068	GADE HOUSE SURGERY	113	80%	20%	-
06N	NHS HERTS VALLEYS CCG	E82069	36 THE AVENUE	39	92%	*	-
06N	NHS HERTS VALLEYS CCG	E82070	WOODHALL FARM MEDICAL CTR	34	79%	21%	-
06N	NHS HERTS VALLEYS CCG	E82071	THE ELMS MEDICAL PRACTICE	150	82%	18%	-
06N	NHS HERTS VALLEYS CCG	E82073	MANOR VIEW PRACTICE	148	80%	20%	-
06N	NHS HERTS VALLEYS CCG	E82076	BOXWELL ROAD SURGERY	11	100%	-	-
06N	NHS HERTS VALLEYS CCG	E82077	DAVENPORT HOUSE	109	92%	8%	-
06N	NHS HERTS VALLEYS CCG	E82078	HIGH VIEW SURGERY	68	81%	19%	-
06N	NHS HERTS VALLEYS CCG	E82083	COLNE HOUSE	94	73%	26%	*
06N	NHS HERTS VALLEYS CCG	E82084	HARVEY HOUSE SURGERY	99	81%	19%	-
06N	NHS HERTS VALLEYS CCG	E82085	THE RED HOUSE	185	71%	29%	-
06N	NHS HERTS VALLEYS CCG	E82091	PARKWOOD DRIVE SURGERY	180	74%	26%	-
06N	NHS HERTS VALLEYS CCG	E82094	MANOR STREET SURGERY	47	83%	15%	*
06N	NHS HERTS VALLEYS CCG	E82095	THE HEALTH CENTRE	83	81%	19%	-
06N	NHS HERTS VALLEYS CCG	E82096	SHEPCOT MEDICAL CENTRE	104	73%	26%	*
06N	NHS HERTS VALLEYS CCG	E82098	ANNANDALE HOUSE	66	88%	12%	-
06N	NHS HERTS VALLEYS CCG	E82105	ABBOTS WOOD MEDICAL CTR	53	62%	36%	*
06N	NHS HERTS VALLEYS CCG	E82106	THE SURGERY	93	83%	17%	-
06N	NHS HERTS VALLEYS CCG	E82107	THE LATTIMORE SURGERY	90	77%	23%	-
06N	NHS HERTS VALLEYS CCG	E82113	COLNEY MEDICAL CENTRE	32	78%	22%	-
06N	NHS HERTS VALLEYS CCG	E82117	GROVE ROAD MEDICAL CENTRE	257	80%	20%	-
06N	NHS HERTS VALLEYS CCG	E82124	ATTENBOROUGH SURGERY	151	75%	25%	*
06N	NHS HERTS VALLEYS CCG	E82129	KINGS LANGLEY SURGERY	137	80%	19%	*
06N	NHS HERTS VALLEYS CCG	E82131	THE NEW SURGERY	*	*	-	-
06N	NHS HERTS VALLEYS CCG	E82603	CASSIO SURGERY - E82603	43	77%	23%	-
06N	NHS HERTS VALLEYS CCG	E82613	CASSIO SURGERY - E82613	43	63%	37%	-
06N	NHS HERTS VALLEYS CCG	E82630	CASSIO SURGERY	31	77%	23%	-
06N	NHS HERTS VALLEYS CCG	E82640	HIGHFIELD SURGERY	59	66%	34%	-
06N	NHS HERTS VALLEYS CCG	E82643	ARCHWAY SURGERY	13	62%	*	*
06N	NHS HERTS VALLEYS CCG	E82644	2 COLERIDGE CRESCENT	25	60%	40%	-
06N	NHS HERTS VALLEYS CCG	E82652	GOSSOMS END SURGERY	14	64%	*	*
06N	NHS HERTS VALLEYS CCG	E82653	305 PRESTWICK ROAD	27	63%	37%	-
06N	NHS HERTS VALLEYS CCG	E82655	SOUTH WEST HERTS HLTH CTR	35	60%	40%	-
06N	NHS HERTS VALLEYS CCG	E82656	CASSIO SURGERY - E82656	28	79%	21%	-
06N	NHS HERTS VALLEYS CCG	E82657	THE LITTLE BUSHEY SURGERY	67	76%	24%	-
06N	NHS HERTS VALLEYS CCG	E82658	83B TOLPITS LANE	74	70%	30%	-
06N	NHS HERTS VALLEYS CCG	E82663	THE SURGERY	45	89%	*	-
06N	NHS HERTS VALLEYS CCG	E82671	VALLEY VIEW HEALTH CENTRE	*	*	-	-
06N	NHS HERTS VALLEYS CCG	Y00243	MEADOWELL SURGERY	7	*	*	-
06N	NHS HERTS VALLEYS CCG	Y01165	PATHFINDER PRACTICE	76	66%	34%	-
06N	NHS HERTS VALLEYS CCG	Y02638	WEST HERTS MC	28	86%	*	-
06P	NHS LUTON CCG	E81001	THE SURGERY	50	82%	18%	-
06P	NHS LUTON CCG	E81005	BELL HOUSE MEDICAL CENTRE	142	75%	25%	-
06P	NHS LUTON CCG	E81006	THE SURGERY	109	71%	29%	-
06P	NHS LUTON CCG	E81010	LEAGRAVE SURGERY	108	80%	19%	*
06P	NHS LUTON CCG	E81013	THE SURGERY	129	81%	19%	-
06P	NHS LUTON CCG	E81016	LISTER HOUSE SURGERY	92	75%	25%	-
06P	NHS LUTON CCG	E81018	WOODLAND AVENUE PRACTICE	160	81%	19%	-
06P	NHS LUTON CCG	E81025	OAKLEY SURGERY	48	65%	33%	*
06P	NHS LUTON CCG	E81026	CHURCHFIELD MEDICAL CTR	84	76%	24%	-
06P	NHS LUTON CCG	E81028	THE BLENHEIM MEDICAL CENTRE	205	73%	27%	-
06P	NHS LUTON CCG	E81032	LEA VALE MEDICAL GROUP	444	77%	23%	-
06P	NHS LUTON CCG	E81040	SUNDON MEDICAL CENTRE	78	68%	32%	-
06P	NHS LUTON CCG	E81041	GARDENIA SURGERY	138	70%	30%	-
06P	NHS LUTON CCG	E81048	BUTE HOUSE MEDICAL CENTRE	125	72%	28%	-
06P	NHS LUTON CCG	E81054	SUNDON PARK HEALTH CENTRE	47	68%	32%	-
06P	NHS LUTON CCG	E81063	CONWAY MEDICAL CENTRE	167	77%	23%	-
06P	NHS LUTON CCG	E81064	BRAMINGHAM MEDICAL CENTRE	75	71%	29%	-
06P	NHS LUTON CCG	E81065	3 MEDINA ROAD	119	74%	26%	-
06P	NHS LUTON CCG	E81073	MEDICI PRACTICE	215	83%	17%	-
06P	NHS LUTON CCG	E81075	DR ELLIS & PARTNERS	125	79%	21%	-
06P	NHS LUTON CCG	E81076	PASTURES WAY SURGERY	75	69%	31%	-
06P	NHS LUTON CCG	E81612	THE SURGERY	75	76%	24%	-
06P	NHS LUTON CCG	E81617	49 ASHCROFT ROAD	59	78%	22%	-
06P	NHS LUTON CCG	E81618	53 LEAGRAVE ROAD	27	59%	41%	-
06P	NHS LUTON CCG	E81631	2A MALZEARD ROAD	65	75%	25%	-
06P	NHS LUTON CCG	E81632	WHITEHORSE VALE	74	84%	16%	-
06P	NHS LUTON CCG	E81633	NEVILLE ROAD SURGERY	40	73%	28%	-
06P	NHS LUTON CCG	Y02332	KINGSWAY HEALTH CENTRE	154	80%	20%	-
06P	NHS LUTON CCG	Y02463	TOWN CTR SURGERY (L H SOLUTIONS)	129	84%	16%	-
06P	NHS LUTON CCG	Y02464	THE MOAKES	59	69%	31%	-
06P	NHS LUTON CCG	Y02477	WHIPPERLEY MEDICAL CTR (N H SOLUTIONS)	47	72%	28%	-

Table 9 : Breastfeeding initiation, by GP Practice, CCG, Area Team 2013/14 - Annual

Source: NHS England

Crown Copyright © 2014



Code	CCG Name	Code	GP Practice name	Number of maternities	Percentage mothers Initiating Breastfeeding	Percentage mothers not Initiating Breastfeeding	Percentage mothers with no known status
03T	NHS LINCOLNSHIRE EAST CCG	C83004	THE SURGERY	129	84%	15%	*
03T	NHS LINCOLNSHIRE EAST CCG	C83005	SPILSBY SURGERY	42	88%	*	-
03T	NHS LINCOLNSHIRE EAST CCG	C83006	KIDGATE SURGERY	37	68%	32%	-
03T	NHS LINCOLNSHIRE EAST CCG	C83010	PARKSIDE SURGERY	176	88%	13%	-
03T	NHS LINCOLNSHIRE EAST CCG	C83015	SWINESHEAD MEDICAL GRP	62	79%	21%	-
03T	NHS LINCOLNSHIRE EAST CCG	C83019	BEACON MEDICAL PRACTICE	236	78%	22%	*
03T	NHS LINCOLNSHIRE EAST CCG	C83021	THE SURGERY	24	75%	*	*
03T	NHS LINCOLNSHIRE EAST CCG	C83027	THE OLD VICARAGE	64	77%	20%	*
03T	NHS LINCOLNSHIRE EAST CCG	C83028	HOLBEACH MEDICAL CENTRE	68	84%	15%	*
03T	NHS LINCOLNSHIRE EAST CCG	C83032	MERTON LODGE	50	78%	18%	*
03T	NHS LINCOLNSHIRE EAST CCG	C83042	MARSH MEDICAL PRACTICE	30	73%	20%	*
03T	NHS LINCOLNSHIRE EAST CCG	C83043	THE SURGERY	84	74%	24%	*
03T	NHS LINCOLNSHIRE EAST CCG	C83045	HAWTHORN MEDICAL PRACTICE	112	82%	18%	-
03T	NHS LINCOLNSHIRE EAST CCG	C83047	WESTSIDE SURGERY	133	84%	14%	*
03T	NHS LINCOLNSHIRE EAST CCG	C83049	THE MEDICAL CENTRE	40	88%	*	-
03T	NHS LINCOLNSHIRE EAST CCG	C83055	THE SURGERY	44	77%	23%	-
03T	NHS LINCOLNSHIRE EAST CCG	C83056	NEWMARKET MED/PRACTICE	114	71%	29%	-
03T	NHS LINCOLNSHIRE EAST CCG	C83057	THE KIRTON MEDICAL CENTRE	65	82%	18%	-
03T	NHS LINCOLNSHIRE EAST CCG	C83059	GREYFRIARS SURGERY	145	85%	14%	*
03T	NHS LINCOLNSHIRE EAST CCG	C83060	STUART HOUSE SURGERY	92	84%	16%	-
03T	NHS LINCOLNSHIRE EAST CCG	C83061	THE SURGERY	53	72%	25%	*
03T	NHS LINCOLNSHIRE EAST CCG	C83064	MARISCO MEDICAL PRACTICE	104	63%	35%	*
03T	NHS LINCOLNSHIRE EAST CCG	C83083	THE NEW CONINGSBY SURGERY	100	84%	15%	*
03T	NHS LINCOLNSHIRE EAST CCG	C83085	JAMES STREET FAMILY PRACT	97	72%	24%	*
03T	NHS LINCOLNSHIRE EAST CCG	C83605	THE WOLDS PRACTICE	11	82%	*	-
03T	NHS LINCOLNSHIRE EAST CCG	C83613	CAISTOR HEALTH CENTRE	51	78%	22%	-
03T	NHS LINCOLNSHIRE EAST CCG	C83634	TASBURGH LODGE SURGERY	27	93%	*	-
03T	NHS LINCOLNSHIRE EAST CCG	C83635	WOODHALL SPA NEW SURGERY	46	87%	*	*
03T	NHS LINCOLNSHIRE EAST CCG	C83643	BINBROOK SURGERY	15	73%	*	*
03T	NHS LINCOLNSHIRE EAST CCG	C83650	THE WRAGBY SURGERY	26	54%	46%	-
03W	NHS EAST LEICESTERSHIRE AND RUTLAND	C82001	KIBWORTH HEALTH CENTRE	74	80%	20%	-
03W	NHS EAST LEICESTERSHIRE AND RUTLAND	C82002	COUNTRESTHORPE HEALTH CTR.	83	75%	25%	-
03W	NHS EAST LEICESTERSHIRE AND RUTLAND	C82009	MARKET HARBOROUGH MED.CTR	249	68%	28%	4%
03W	NHS EAST LEICESTERSHIRE AND RUTLAND	C82010	OAKHAM MEDICAL PRACTICE	134	80%	20%	-
03W	NHS EAST LEICESTERSHIRE AND RUTLAND	C82013	THE SURGERY	96	70%	30%	-
03W	NHS EAST LEICESTERSHIRE AND RUTLAND	C82016	THE SURGERY	39	82%	*	*
03W	NHS EAST LEICESTERSHIRE AND RUTLAND	C82021	THE CENTRAL SURGERY	69	84%	16%	-
03W	NHS EAST LEICESTERSHIRE AND RUTLAND	C82022	4 MARKET PLACE	44	84%	16%	-
03W	NHS EAST LEICESTERSHIRE AND RUTLAND	C82025	LUTTERWORTH HEALTH CENTRE	86	73%	27%	-
03W	NHS EAST LEICESTERSHIRE AND RUTLAND	C82036	THE OLD SCHOOL SURGERY	127	78%	20%	*
03W	NHS EAST LEICESTERSHIRE AND RUTLAND	C82038	LATHAM HOUSE	358	67%	33%	*
03W	NHS EAST LEICESTERSHIRE AND RUTLAND	C82039	23 KINGSWAY	141	65%	35%	-
03W	NHS EAST LEICESTERSHIRE AND RUTLAND	C82042	COUNTY PRACTICE	95	72%	28%	-
03W	NHS EAST LEICESTERSHIRE AND RUTLAND	C82044	EMPMINGHAM MEDICAL CENTRE	57	75%	25%	-
03W	NHS EAST LEICESTERSHIRE AND RUTLAND	C82048	103 ROSEMEAD DRIVE	15	73%	*	-
03W	NHS EAST LEICESTERSHIRE AND RUTLAND	C82055	THE LIMES MEDICAL CENTRE	144	74%	26%	*
03W	NHS EAST LEICESTERSHIRE AND RUTLAND	C82056	111 STATION ROAD	103	73%	27%	-
03W	NHS EAST LEICESTERSHIRE AND RUTLAND	C82066	FOREST HOUSE MEDICAL CENTRE	146	70%	30%	-
03W	NHS EAST LEICESTERSHIRE AND RUTLAND	C82067	THE CROFT MEDICAL CENTRE	43	93%	*	-
03W	NHS EAST LEICESTERSHIRE AND RUTLAND	C82068	NORTHFIELD MEDICAL CENTRE	98	56%	44%	-
03W	NHS EAST LEICESTERSHIRE AND RUTLAND	C82071	48 LEICESTER ROAD	77	81%	19%	-
03W	NHS EAST LEICESTERSHIRE AND RUTLAND	C82077	2 LONDON ROAD	71	87%	13%	-
03W	NHS EAST LEICESTERSHIRE AND RUTLAND	C82078	HEALTH CENTRE	94	71%	29%	-
03W	NHS EAST LEICESTERSHIRE AND RUTLAND	C82079	SOUTH WIGSTON HEALTH CTR.	103	52%	48%	-
03W	NHS EAST LEICESTERSHIRE AND RUTLAND	C82098	HAZELMERE MEDICAL CENTRE	60	47%	53%	-
03W	NHS EAST LEICESTERSHIRE AND RUTLAND	C82108	24 LONG STREET	34	71%	29%	-
03W	NHS EAST LEICESTERSHIRE AND RUTLAND	C82109	THE SURGERY	26	92%	*	*
03W	NHS EAST LEICESTERSHIRE AND RUTLAND	C82112	SEVERN SURGERY	39	92%	*	-
03W	NHS EAST LEICESTERSHIRE AND RUTLAND	C82119	DR R KAPUR	41	78%	22%	-
03W	NHS EAST LEICESTERSHIRE AND RUTLAND	C82611	THE HEALTH CENTRE	57	79%	21%	-
03W	NHS EAST LEICESTERSHIRE AND RUTLAND	C82631	ENDERBY MEDICAL CENTRE	56	63%	38%	-
03W	NHS EAST LEICESTERSHIRE AND RUTLAND	C82641	152 STATION ROAD	24	54%	46%	-
03W	NHS EAST LEICESTERSHIRE AND RUTLAND	C82649	THE SURGERY	28	82%	*	*
03W	NHS EAST LEICESTERSHIRE AND RUTLAND	Y02725	OADBY HEALTH CENTRE	15	87%	*	-
03W	NHS EAST LEICESTERSHIRE AND RUTLAND	Y03323	MELTON MIU	*	*	-	-
04C	NHS LEICESTER CITY CCG	C82005	9 GROBY ROAD	129	56%	44%	-

Table 9 : Breastfeeding initiation, by GP Practice, CCG, Area Team 2013/14 - Annual

Source: NHS England

Crown Copyright © 2014



Code	CCG Name	Code	GP Practice name	Number of maternities	Percentage mothers Initiating Breastfeeding	Percentage mothers not Initiating Breastfeeding	Percentage mothers with no known status
04C	NHS LEICESTER CITY CCG	C82008	OAKMEADOW SURGERY	160	44%	56%	-
04C	NHS LEICESTER CITY CCG	C82015	RUSHEY MEAD HEALTH CENTRE	23	48%	52%	-
04C	NHS LEICESTER CITY CCG	C82018	MANOR MEDICAL CENTRE	201	70%	30%	-
04C	NHS LEICESTER CITY CCG	C82019	HEALTH CENTRE	62	50%	50%	-
04C	NHS LEICESTER CITY CCG	C82020	DE MONTFORT SURGERY	118	87%	13%	-
04C	NHS LEICESTER CITY CCG	C82023	ST. MATTHEWS HEALTH AND COMMUNITY CTR	70	84%	16%	-
04C	NHS LEICESTER CITY CCG	C82024	SPINNEY HILL MEDICAL PRAC	233	84%	16%	-
04C	NHS LEICESTER CITY CCG	C82029	WILLOWBROOK MEDICAL CTR.	100	62%	38%	-
04C	NHS LEICESTER CITY CCG	C82030	THE SURGERY	61	75%	23%	*
04C	NHS LEICESTER CITY CCG	C82031	56 MELBOURNE STREET	144	76%	23%	*
04C	NHS LEICESTER CITY CCG	C82033	HUMBERSTONE MEDICAL CENTRE	128	66%	34%	-
04C	NHS LEICESTER CITY CCG	C82037	EAST PARK MEDICAL CTR	102	92%	8%	-
04C	NHS LEICESTER CITY CCG	C82046	SAFFRON GROUP PRACTICE	211	52%	48%	-
04C	NHS LEICESTER CITY CCG	C82053	HOCKLEY FARM MEDICAL PRACTICE	142	40%	60%	-
04C	NHS LEICESTER CITY CCG	C82058	612 SAFFRON LANE	62	48%	52%	-
04C	NHS LEICESTER CITY CCG	C82059	WESTCOTES FAMILY PRACTICE	22	82%	*	-
04C	NHS LEICESTER CITY CCG	C82060	SAYEED MEDICAL CENTRE	57	88%	11%	*
04C	NHS LEICESTER CITY CCG	C82063	EAST LEICESTER MEDICAL PRACTICE	169	72%	28%	-
04C	NHS LEICESTER CITY CCG	C82065	THE MAPLES SURGERY	36	75%	25%	-
04C	NHS LEICESTER CITY CCG	C82073	MERRIDALE MEDICAL CENTRE	227	65%	35%	-
04C	NHS LEICESTER CITY CCG	C82080	ST.PETER'S HEALTH CENTRE	71	85%	15%	-
04C	NHS LEICESTER CITY CCG	C82081	THE QUEENS RD MEDICAL CTR	25	84%	*	-
04C	NHS LEICESTER CITY CCG	C82084	122 CANON STREET	53	75%	25%	-
04C	NHS LEICESTER CITY CCG	C82085	*DORMANT*	39	85%	15%	-
04C	NHS LEICESTER CITY CCG	C82086	FOSSE MEDICAL CENTRE	131	73%	27%	-
04C	NHS LEICESTER CITY CCG	C82088	EVINGTON MEDICAL CTR	104	86%	14%	-
04C	NHS LEICESTER CITY CCG	C82092	AYLESTONE HEALTH CENTRE	38	68%	32%	-
04C	NHS LEICESTER CITY CCG	C82094	THE SURGERY	113	63%	37%	-
04C	NHS LEICESTER CITY CCG	C82099	91 ST. PETERS ROAD	63	89%	11%	-
04C	NHS LEICESTER CITY CCG	C82100	THE HEDGES MEDICAL CENTRE	72	53%	47%	-
04C	NHS LEICESTER CITY CCG	C82105	AR RAZI MEDICAL CENTRE	37	84%	16%	-
04C	NHS LEICESTER CITY CCG	C82107	BELGRAVE HEALTH CENTRE	59	90%	10%	-
04C	NHS LEICESTER CITY CCG	C82114	16 FOSSE ROAD SOUTH	27	70%	30%	-
04C	NHS LEICESTER CITY CCG	C82116	HIGHFIELDS SURGERY	58	79%	21%	-
04C	NHS LEICESTER CITY CCG	C82122	CLARENDON PARK SURGERY	50	84%	16%	-
04C	NHS LEICESTER CITY CCG	C82124	THE VICTORIA PARK HEALTH CENTRE	73	92%	8%	-
04C	NHS LEICESTER CITY CCG	C82610	THE PARKS MEDICAL CENTRE	70	49%	51%	-
04C	NHS LEICESTER CITY CCG	C82612	BARCLAY STREET	*	*	-	-
04C	NHS LEICESTER CITY CCG	C82614	ASQUITH SURGERY	48	85%	15%	-
04C	NHS LEICESTER CITY CCG	C82619	DR R G BUCK	*	*	-	-
04C	NHS LEICESTER CITY CCG	C82620	5 BRITON STREET	29	86%	*	-
04C	NHS LEICESTER CITY CCG	C82623	HEATHERBROOK SURGERY	53	64%	36%	-
04C	NHS LEICESTER CITY CCG	C82624	BEAUMONT LEYS HEALTH CTR.	147	59%	41%	-
04C	NHS LEICESTER CITY CCG	C82625	THE PETWORTH DRIVE SURGERY	45	49%	51%	-
04C	NHS LEICESTER CITY CCG	C82626	PASLEY ROAD HEALTH CENTRE	29	38%	62%	-
04C	NHS LEICESTER CITY CCG	C82639	WESTCOTES HEALTH CENTRE	68	69%	31%	-
04C	NHS LEICESTER CITY CCG	C82642	HIGHFIELDS MEDICAL CTR	102	86%	13%	*
04C	NHS LEICESTER CITY CCG	C82643	THE MELBOURNE CENTRE	168	90%	10%	-
04C	NHS LEICESTER CITY CCG	C82651	10 BROADHURST STREET	35	91%	*	-
04C	NHS LEICESTER CITY CCG	C82653	WESTCOTES FAMILY PRACTICE	27	41%	59%	-
04C	NHS LEICESTER CITY CCG	C82659	47 MELBOURNE ROAD	51	82%	18%	-
04C	NHS LEICESTER CITY CCG	C82660	ST.PETER'S HEALTH CENTRE	103	83%	17%	-
04C	NHS LEICESTER CITY CCG	C82662	WALNUT STREET SURGERY	51	84%	16%	-
04C	NHS LEICESTER CITY CCG	C82667	MERLYN VAZ HEALTH AND SOCIAL CARE CTR	128	75%	25%	-
04C	NHS LEICESTER CITY CCG	C82669	THE SURGERY @ AYLESTON	41	73%	27%	-
04C	NHS LEICESTER CITY CCG	C82670	INCLUSION HEALTHCARE	12	50%	50%	*
04C	NHS LEICESTER CITY CCG	C82671	BELGRAVE HEALTH CENTRE	64	91%	9%	-
04C	NHS LEICESTER CITY CCG	C82676	ST ELIZABETH'S MED CENTRE	58	47%	53%	-
04C	NHS LEICESTER CITY CCG	C82680	RUSHEY MEAD HEALTH CENTRE	36	75%	25%	-
04C	NHS LEICESTER CITY CCG	Y00137	THE WILLOWS MEDICAL PRACTICE	48	63%	38%	-
04C	NHS LEICESTER CITY CCG	Y00280	BELGRAVE SURGERY	33	88%	*	-
04C	NHS LEICESTER CITY CCG	Y00344	LEICESTER CITY ASSIST PRACTICE	36	83%	17%	-
04C	NHS LEICESTER CITY CCG	Y02469	MERLYN VAZ HEALTH AND SOCIAL CARE CTR	105	85%	15%	-
04C	NHS LEICESTER CITY CCG	Y02500	NORTHERN HEIGHTS MEDICAL CENTRE	6	*	*	*
04C	NHS LEICESTER CITY CCG	Y02686	THE PRACTICE - BOWLING GREEN STREET SURGERY	54	74%	26%	-
04C	NHS LEICESTER CITY CCG	Y03587	WESTCOTES HEALTH CENTRE	61	79%	21%	-

Table 9 : Breastfeeding initiation, by GP Practice, CCG, Area Team 2013/14 - Annual

Source: NHS England

Crown Copyright © 2014



Code	CCG Name	Code	GP Practice name	Number of maternities	Percentage mothers Initiating Breastfeeding	Percentage mothers not Initiating Breastfeeding	Percentage mothers with no known status
04D	NHS LINCOLNSHIRE WEST CCG	C83001	CITY MEDICAL PRACTICE	128	70%	29%	*
04D	NHS LINCOLNSHIRE WEST CCG	C83002	NAVENBY CLIFF VILLAGES	74	77%	18%	*
04D	NHS LINCOLNSHIRE WEST CCG	C83009	LINDUM MEDICAL PRACTICE	120	51%	49%	-
04D	NHS LINCOLNSHIRE WEST CCG	C83014	BOULTHAM PARK MED.PRACT.	128	63%	34%	*
04D	NHS LINCOLNSHIRE WEST CCG	C83016	SPRINGCLIFF SURGERY	28	68%	32%	-
04D	NHS LINCOLNSHIRE WEST CCG	C83018	CLEVELAND SURGERY	108	54%	45%	*
04D	NHS LINCOLNSHIRE WEST CCG	C83025	RICHMOND MEDICAL CENTRE	73	78%	21%	*
04D	NHS LINCOLNSHIRE WEST CCG	C83029	THE SURGERY	55	80%	20%	-
04D	NHS LINCOLNSHIRE WEST CCG	C83031	NETTLEHAM MEDICAL PRACT.	74	82%	16%	*
04D	NHS LINCOLNSHIRE WEST CCG	C83033	HIBALDSTOW MEDICAL PRACT	19	79%	*	*
04D	NHS LINCOLNSHIRE WEST CCG	C83037	WELTON FAMILY HEALTH CTR.	83	84%	16%	-
04D	NHS LINCOLNSHIRE WEST CCG	C83038	THE GLEBE PRACTICE	57	81%	19%	-
04D	NHS LINCOLNSHIRE WEST CCG	C83041	THE WOODLAND MEDICAL PRAC	88	61%	38%	*
04D	NHS LINCOLNSHIRE WEST CCG	C83044	THE SURGERY	136	58%	42%	-
04D	NHS LINCOLNSHIRE WEST CCG	C83046	THE HEALTH SURGERY	70	74%	26%	-
04D	NHS LINCOLNSHIRE WEST CCG	C83051	ABBAY MEDICAL PRACTICE	86	70%	29%	*
04D	NHS LINCOLNSHIRE WEST CCG	C83052	THE SURGERY	34	82%	18%	-
04D	NHS LINCOLNSHIRE WEST CCG	C83058	THE SURGERY	38	79%	21%	-
04D	NHS LINCOLNSHIRE WEST CCG	C83062	THE SURGERY	43	81%	19%	-
04D	NHS LINCOLNSHIRE WEST CCG	C83071	NEWARK ROAD SURGERY	65	77%	23%	-
04D	NHS LINCOLNSHIRE WEST CCG	C83072	THE MINSTER PRACTICE	144	71%	28%	*
04D	NHS LINCOLNSHIRE WEST CCG	C83073	CLIFF HOUSE MEDICAL PRACT	67	85%	15%	-
04D	NHS LINCOLNSHIRE WEST CCG	C83074	THE SURGERY	28	71%	29%	-
04D	NHS LINCOLNSHIRE WEST CCG	C83078	BRANT ROAD SURGERY	77	66%	30%	*
04D	NHS LINCOLNSHIRE WEST CCG	C83079	17 MONTAIGNE CRESCENT	46	70%	28%	*
04D	NHS LINCOLNSHIRE WEST CCG	C83081	ARBORETUM SURGERY	66	71%	27%	*
04D	NHS LINCOLNSHIRE WEST CCG	C83082	BIRCHWOOD MEDICAL PRAC.	135	59%	39%	*
04D	NHS LINCOLNSHIRE WEST CCG	C83611	THE BASSINGHAM SURGERY	73	70%	29%	*
04D	NHS LINCOLNSHIRE WEST CCG	C83615	BURTON ROAD SURGERY	44	70%	30%	-
04D	NHS LINCOLNSHIRE WEST CCG	C83626	BRAYFORD MEDICAL PRACTICE	74	77%	23%	-
04D	NHS LINCOLNSHIRE WEST CCG	C83633	THE SURGERY	32	78%	22%	-
04D	NHS LINCOLNSHIRE WEST CCG	C83637	CROSSROADS MEDICAL PRACT.	57	75%	23%	*
04D	NHS LINCOLNSHIRE WEST CCG	C83641	TRENT VALLEY SURGERY	29	76%	24%	-
04D	NHS LINCOLNSHIRE WEST CCG	C83644	POTTERGATE SURGERY	56	46%	50%	*
04D	NHS LINCOLNSHIRE WEST CCG	C83652	THE WITHAM PRACTICE	18	50%	39%	*
04D	NHS LINCOLNSHIRE WEST CCG	C83655	HIGH STREET	21	71%	29%	-
04D	NHS LINCOLNSHIRE WEST CCG	C83656	UNIVERSITY HEALTH CENTRE	*	*	*	-
04Q	NHS SOUTH WEST LINCOLNSHIRE CCG	C82076	THE WELBY PRACTICE	33	94%	*	*
04Q	NHS SOUTH WEST LINCOLNSHIRE CCG	C82123	BELVOIR VALE SURGERY	17	88%	*	*
04Q	NHS SOUTH WEST LINCOLNSHIRE CCG	C83008	SWINGBRIDGE SURGERY	94	62%	35%	*
04Q	NHS SOUTH WEST LINCOLNSHIRE CCG	C83011	MILL VIEW MEDICAL PRACT.	82	82%	18%	-
04Q	NHS SOUTH WEST LINCOLNSHIRE CCG	C83013	RUSKINGTON MEDICAL PRACTICE	52	69%	23%	*
04Q	NHS SOUTH WEST LINCOLNSHIRE CCG	C83020	ANCASTER SURGERY	49	90%	*	*
04Q	NHS SOUTH WEST LINCOLNSHIRE CCG	C83023	SLEAFORD MEDICAL GROUP	174	81%	18%	*
04Q	NHS SOUTH WEST LINCOLNSHIRE CCG	C83024	GLENSIDE COUNTRY PRACTICE	25	88%	*	*
04Q	NHS SOUTH WEST LINCOLNSHIRE CCG	C83030	BILLINGHAY MED PRACTICE	41	73%	27%	-
04Q	NHS SOUTH WEST LINCOLNSHIRE CCG	C83040	THE SURGERY	147	67%	29%	4%
04Q	NHS SOUTH WEST LINCOLNSHIRE CCG	C83048	ST JOHN'S MEDICAL CENTRE	180	79%	18%	*
04Q	NHS SOUTH WEST LINCOLNSHIRE CCG	C83053	BACK LANE	24	79%	*	-
04Q	NHS SOUTH WEST LINCOLNSHIRE CCG	C83067	10 VALLEY LANE	38	76%	18%	*
04Q	NHS SOUTH WEST LINCOLNSHIRE CCG	C83075	VINE HOUSE	67	75%	22%	*
04Q	NHS SOUTH WEST LINCOLNSHIRE CCG	C83080	THE HARROWBY LANE SURGERY	66	68%	27%	*
04Q	NHS SOUTH WEST LINCOLNSHIRE CCG	C83628	THE SURGERY	9	78%	*	*
04Q	NHS SOUTH WEST LINCOLNSHIRE CCG	C83649	MARKET CROSS SURGERY	37	78%	19%	*
04Q	NHS SOUTH WEST LINCOLNSHIRE CCG	C83653	THE STACKYARD SURGERY	13	77%	*	*
04Q	NHS SOUTH WEST LINCOLNSHIRE CCG	Y00753	GRANTHAM OOH	*	*	-	*
04Q	NHS SOUTH WEST LINCOLNSHIRE CCG	Y01652	THE NEW SPRINGWELLS PRACTICE	44	84%	14%	*
04V	NHS WEST LEICESTERSHIRE CCG	C82003	GREENGATE MEDICAL CENTRE	113	71%	29%	-
04V	NHS WEST LEICESTERSHIRE CCG	C82007	53 BOROUGH STREET	75	79%	20%	*
04V	NHS WEST LEICESTERSHIRE CCG	C82011	PINFOLD MEDICAL PRACTICE	147	65%	32%	*
04V	NHS WEST LEICESTERSHIRE CCG	C82012	IBSTOCK HOUSE	102	56%	44%	-
04V	NHS WEST LEICESTERSHIRE CCG	C82014	ASHBY HEALTH CENTRE	125	74%	26%	-
04V	NHS WEST LEICESTERSHIRE CCG	C82017	MEASHAM MEDICAL UNIT	96	69%	31%	-
04V	NHS WEST LEICESTERSHIRE CCG	C82026	BRIDGE STREET MED.PRACT.	89	71%	28%	*
04V	NHS WEST LEICESTERSHIRE CCG	C82027	THE OLD SCHOOL SURGERY	51	78%	22%	-
04V	NHS WEST LEICESTERSHIRE CCG	C82028	24 CHITTERMAN WAY	43	58%	42%	-

Table 9 : Breastfeeding initiation, by GP Practice, CCG, Area Team 2013/14 - Annual

Source: NHS England

Crown Copyright © 2014



Code	CCG Name	Code	GP Practice name	Number of maternities	Percentage mothers Initiating Breastfeeding	Percentage mothers not Initiating Breastfeeding	Percentage mothers with no known status
04V	NHS WEST LEICESTERSHIRE CCG	C82032	THE SURGERY	76	68%	32%	-
04V	NHS WEST LEICESTERSHIRE CCG	C82034	QUORN MEDICAL CENTRE	65	80%	20%	-
04V	NHS WEST LEICESTERSHIRE CCG	C82035	PARK VIEW SURGERY	76	71%	29%	-
04V	NHS WEST LEICESTERSHIRE CCG	C82041	ROSEBERY MEDICAL CTR.	117	69%	31%	-
04V	NHS WEST LEICESTERSHIRE CCG	C82043	STATION VIEW HEALTH CTRE	123	67%	33%	-
04V	NHS WEST LEICESTERSHIRE CCG	C82045	THE SURGERY	57	56%	44%	-
04V	NHS WEST LEICESTERSHIRE CCG	C82047	MAPLES FAMILY MED.PRACT.	98	67%	33%	-
04V	NHS WEST LEICESTERSHIRE CCG	C82050	LONG LANE SURGERY	91	56%	44%	-
04V	NHS WEST LEICESTERSHIRE CCG	C82051	NEWBOLD VERDON MED.PRACT.	84	69%	31%	-
04V	NHS WEST LEICESTERSHIRE CCG	C82052	WHITWICK HEALTH CENTRE	36	50%	44%	*
04V	NHS WEST LEICESTERSHIRE CCG	C82054	THE BURBAGE SURGERY	78	73%	27%	-
04V	NHS WEST LEICESTERSHIRE CCG	C82061	BARWELL MEDICAL CENTRE	128	74%	26%	-
04V	NHS WEST LEICESTERSHIRE CCG	C82062	HEALTH CENTRE	83	81%	19%	-
04V	NHS WEST LEICESTERSHIRE CCG	C82064	FOREST HOUSE SURGERY	107	56%	40%	*
04V	NHS WEST LEICESTERSHIRE CCG	C82070	WOODBROOK MEDICAL CENTRE	97	74%	25%	*
04V	NHS WEST LEICESTERSHIRE CCG	C82072	BROOM LEYS SURGERY	90	48%	52%	-
04V	NHS WEST LEICESTERSHIRE CCG	C82075	CASTLE MEAD MEDICAL CTR.	82	68%	32%	-
04V	NHS WEST LEICESTERSHIRE CCG	C82082	THE CENTRE SURGERY	64	66%	34%	-
04V	NHS WEST LEICESTERSHIRE CCG	C82091	BIRSTALL MEDICAL CENTRE	79	67%	33%	-
04V	NHS WEST LEICESTERSHIRE CCG	C82093	THE ORCHARD MED PRACTICE	106	71%	29%	-
04V	NHS WEST LEICESTERSHIRE CCG	C82095	ALPINE HOUSE SURGERY	96	64%	35%	*
04V	NHS WEST LEICESTERSHIRE CCG	C82096	HUGGLESCOTE SURGERY	88	59%	40%	*
04V	NHS WEST LEICESTERSHIRE CCG	C82097	CHARNWOOD SURGERY	11	55%	*	*
04V	NHS WEST LEICESTERSHIRE CCG	C82102	MANOR HOUSE SURGERY	39	82%	15%	*
04V	NHS WEST LEICESTERSHIRE CCG	C82103	DISHLEY GRANGE MEDICAL PRACTICE	58	69%	28%	*
04V	NHS WEST LEICESTERSHIRE CCG	C82106	MEDICAL CENTRE	22	32%	68%	-
04V	NHS WEST LEICESTERSHIRE CCG	C82111	THE MEDICAL CENTRE	26	96%	*	-
04V	NHS WEST LEICESTERSHIRE CCG	C82120	WHITWICK HEALTH CENTRE	37	54%	46%	-
04V	NHS WEST LEICESTERSHIRE CCG	C82121	HEATH LANE SURGERY	153	56%	44%	-
04V	NHS WEST LEICESTERSHIRE CCG	C82600	THE BANKS SURGERY	54	56%	44%	-
04V	NHS WEST LEICESTERSHIRE CCG	C82627	6 SILVERDALE DRIVE	49	51%	49%	-
04V	NHS WEST LEICESTERSHIRE CCG	C82628	26 ROOKERY LANE	26	65%	35%	-
04V	NHS WEST LEICESTERSHIRE CCG	C82634	RATBY SURGERY	32	53%	47%	-
04V	NHS WEST LEICESTERSHIRE CCG	C82644	HIGHGATE SURGERY	39	56%	44%	-
04V	NHS WEST LEICESTERSHIRE CCG	C82650	THE DESFORD SURGERY	37	78%	22%	-
04V	NHS WEST LEICESTERSHIRE CCG	C82655	1 MARKET STREET	16	44%	56%	-
04V	NHS WEST LEICESTERSHIRE CCG	C82656	FIELD STREET SURGERY	27	59%	37%	*
04V	NHS WEST LEICESTERSHIRE CCG	C82657	10 CHESTNUT WAY	9	89%	*	*
04V	NHS WEST LEICESTERSHIRE CCG	C82663	THE SURGERY	17	59%	41%	*
04V	NHS WEST LEICESTERSHIRE CCG	C82678	573A MELTON ROAD	75	71%	29%	-
04V	NHS WEST LEICESTERSHIRE CCG	Y00252	THE COTTAGE SURGERY	21	71%	29%	-
13A	LEICESTERSHIRE AND LINCOLNSHIRE COM	Y03584	THE LIMES MEDICAL CENTRE	*	*	-	-
99D	NHS SOUTH LINCOLNSHIRE CCG	C83003	BEECHFIELD MEDICAL CENTRE	191	80%	19%	*
99D	NHS SOUTH LINCOLNSHIRE CCG	C83007	THE NEW SHEEPMARKET SURG.	163	74%	25%	*
99D	NHS SOUTH LINCOLNSHIRE CCG	C83017	ST.MARY'S MEDICAL CENTRE	116	80%	17%	*
99D	NHS SOUTH LINCOLNSHIRE CCG	C83022	MUNRO MEDICAL CENTRE	258	85%	14%	*
99D	NHS SOUTH LINCOLNSHIRE CCG	C83026	THE DEEPINGS PRACTICE	175	78%	19%	*
99D	NHS SOUTH LINCOLNSHIRE CCG	C83035	HEREWARD MEDICAL CENTRE	110	75%	22%	*
99D	NHS SOUTH LINCOLNSHIRE CCG	C83036	GOSBERTON MEDICAL CENTRE	49	86%	14%	-
99D	NHS SOUTH LINCOLNSHIRE CCG	C83039	MOULTON MEDICAL CENTRE	32	75%	22%	*
99D	NHS SOUTH LINCOLNSHIRE CCG	C83054	BOURNE GALLETLY PRACTICE TEAM	94	76%	23%	*
99D	NHS SOUTH LINCOLNSHIRE CCG	C83063	LONG SUTTON MEDICAL CTR.	149	67%	33%	-
99D	NHS SOUTH LINCOLNSHIRE CCG	C83065	LITTLEBURY MEDICAL CENTRE	67	75%	22%	*
99D	NHS SOUTH LINCOLNSHIRE CCG	C83068	LITTLE SURGERY	35	86%	*	-
99D	NHS SOUTH LINCOLNSHIRE CCG	C83614	THE SURGERY	29	86%	*	-
99D	NHS SOUTH LINCOLNSHIRE CCG	C83617	THE ABBEYVIEW SURGERY	65	65%	32%	*
99D	NHS SOUTH LINCOLNSHIRE CCG	C83631	PENNYGATE HEALTH CENTRE	33	85%	*	*

Table 9 : Breastfeeding initiation, by GP Practice, CCG, Area Team 2013/14 - Annual

Source: NHS England
Crown Copyright © 2014



Code	CCG Name	Code	GP Practice name	Number of maternities	Percentage mothers Initiating Breastfeeding	Percentage mothers not Initiating Breastfeeding	Percentage mothers with no known status
04Y	NHS CANNOCK CHASE CCG	M83001	HORSEFAIR PRACTICE GROUP	66	67%	33%	-
04Y	NHS CANNOCK CHASE CCG	M83016	HIGH STREET SURGERY	37	54%	46%	-
04Y	NHS CANNOCK CHASE CCG	M83033	HEDNESFORD VALLEY H/CTR	12	*	58%	-
04Y	NHS CANNOCK CHASE CCG	M83048	NILE PRACTICE	45	73%	27%	-
04Y	NHS CANNOCK CHASE CCG	M83063	NORTON CANES HEALTH CTR.	28	57%	43%	-
04Y	NHS CANNOCK CHASE CCG	M83080	GREAT WYRLEY H/C	19	63%	37%	-
04Y	NHS CANNOCK CHASE CCG	M83107	BIDEFORD WAY SURGERY	18	83%	*	-
04Y	NHS CANNOCK CHASE CCG	M83109	HEDNESFORD VALLEY HEALTH CENTRE	*	*	*	-
04Y	NHS CANNOCK CHASE CCG	M83129	HEATH HAYES H/C GORSEMOOR ROAD	52	77%	23%	-
04Y	NHS CANNOCK CHASE CCG	M83130	RED LION SURGERY	14	57%	43%	-
04Y	NHS CANNOCK CHASE CCG	M83139	MOSS STREET SURGERY	21	62%	38%	-
04Y	NHS CANNOCK CHASE CCG	M83608	QUINTON PRACTICE	17	65%	35%	-
04Y	NHS CANNOCK CHASE CCG	M83613	GREAT WYRLEY H/C (WARDLES LANE SURGERY)	24	58%	42%	-
04Y	NHS CANNOCK CHASE CCG	M83616	GP SUITE	28	71%	29%	-
04Y	NHS CANNOCK CHASE CCG	M83637	CHADSMOOR MEDICAL PRACT.	17	65%	35%	-
04Y	NHS CANNOCK CHASE CCG	M83638	THE COLLIERY PRACTICE	80	66%	31%	*
04Y	NHS CANNOCK CHASE CCG	M83639	HEDNESFORD VALLEY H/C	20	70%	30%	-
04Y	NHS CANNOCK CHASE CCG	M83662	NEWHALL STREET SURGERY	11	*	55%	-
04Y	NHS CANNOCK CHASE CCG	M83698	SOUTHFIELD WAY SURGERY	28	68%	32%	-
04Y	NHS CANNOCK CHASE CCG	M83703	BRERETON SURGERY	23	74%	26%	-
04Y	NHS CANNOCK CHASE CCG	M83717	NORTON CANES SURGERY	14	71%	*	-
04Y	NHS CANNOCK CHASE CCG	M83719	RAWNSLEY SURGERY	17	65%	35%	-
04Y	NHS CANNOCK CHASE CCG	M83722	HEDNESFORD VALLEY H/C	12	83%	*	-
04Y	NHS CANNOCK CHASE CCG	M83727	NORTON CANES PRACTICE	20	60%	40%	-
04Y	NHS CANNOCK CHASE CCG	M83738	AELFGAR SURGERY	13	85%	*	-
04Y	NHS CANNOCK CHASE CCG	Y02354	SANDY LANE SURGERY	63	71%	29%	-
04Y	NHS CANNOCK CHASE CCG	Y02594	ESSINGTON MEDICAL CTR	23	52%	48%	-
05D	NHS EAST STAFFORDSHIRE CCG	C81018	DOVE RIVER PRACTICE	71	82%	18%	-
05D	NHS EAST STAFFORDSHIRE CCG	M83010	GORDON ST SURGERY	180	64%	36%	-
05D	NHS EAST STAFFORDSHIRE CCG	M83013	YOXALL HEALTH CENTRE	31	87%	*	-
05D	NHS EAST STAFFORDSHIRE CCG	M83026	CARLTON STREET SURGERY	137	74%	26%	-
05D	NHS EAST STAFFORDSHIRE CCG	M83027	TRENT MEADOWS	130	70%	30%	-
05D	NHS EAST STAFFORDSHIRE CCG	M83035	THE SURGERY	37	95%	*	-
05D	NHS EAST STAFFORDSHIRE CCG	M83037	THE TUTBURY PRTC	66	80%	20%	-
05D	NHS EAST STAFFORDSHIRE CCG	M83042	BRIDGE SURGERY	79	73%	27%	-
05D	NHS EAST STAFFORDSHIRE CCG	M83051	WETMORE SURGERY	100	68%	31%	*
05D	NHS EAST STAFFORDSHIRE CCG	M83059	ABBOTTS BROMLEY SURGERY	23	83%	*	-
05D	NHS EAST STAFFORDSHIRE CCG	M83065	BARTON FAMILY PRACTICE	41	88%	*	-
05D	NHS EAST STAFFORDSHIRE CCG	M83073	STAPENHILL MEDICAL PRTC	103	68%	32%	-
05D	NHS EAST STAFFORDSHIRE CCG	M83074	BALANCE STREET PRTC	113	72%	28%	-
05D	NHS EAST STAFFORDSHIRE CCG	M83641	MILL VIEW SURGERY	17	76%	*	-
05D	NHS EAST STAFFORDSHIRE CCG	M83680	NORTH GATE SURGERY	55	71%	29%	-
05D	NHS EAST STAFFORDSHIRE CCG	M83681	ALL SAINTS SURGERY	155	74%	25%	*
05D	NHS EAST STAFFORDSHIRE CCG	M83718	PEEL CROFT SURGERY	51	82%	18%	-
05D	NHS EAST STAFFORDSHIRE CCG	M83726	KING STREET SURGERY	76	68%	32%	-
05D	NHS EAST STAFFORDSHIRE CCG	Y00078	WINSHILL HEALTH CENTRE	58	69%	31%	-
05G	NHS NORTH STAFFORDSHIRE CCG	M83005	THE SURGERY	47	34%	66%	-
05G	NHS NORTH STAFFORDSHIRE CCG	M83007	THE VILLAGE SURGERY	80	48%	53%	-
05G	NHS NORTH STAFFORDSHIRE CCG	M83011	WERRINGTON VILLAGE SURG.	52	52%	48%	-
05G	NHS NORTH STAFFORDSHIRE CCG	M83012	LEEK HEALTH CENTRE	66	62%	38%	-
05G	NHS NORTH STAFFORDSHIRE CCG	M83015	MOSS LANE SURGERY	55	49%	51%	-
05G	NHS NORTH STAFFORDSHIRE CCG	M83017	ASHLEY SURGERY	20	55%	45%	-
05G	NHS NORTH STAFFORDSHIRE CCG	M83023	KIDSGROVE MEDICAL CENTRE	86	48%	52%	-
05G	NHS NORTH STAFFORDSHIRE CCG	M83025	THE SURGERY	64	34%	66%	-
05G	NHS NORTH STAFFORDSHIRE CCG	M83034	SILVERDALE HEALTH CENTRE	131	42%	58%	-
05G	NHS NORTH STAFFORDSHIRE CCG	M83046	WELL STREET MEDICAL CTR.	88	45%	55%	-
05G	NHS NORTH STAFFORDSHIRE CCG	M83054	AUDLEY HEALTH CENTRE	79	61%	39%	-
05G	NHS NORTH STAFFORDSHIRE CCG	M83056	WOLSTANTON MEDICAL CENTRE	112	46%	54%	-
05G	NHS NORTH STAFFORDSHIRE CCG	M83067	LYME VALLEY MEDICAL CTRE	56	50%	50%	-
05G	NHS NORTH STAFFORDSHIRE CCG	M83071	PARK MEDICAL CENTRE	118	52%	47%	*
05G	NHS NORTH STAFFORDSHIRE CCG	M83079	MOORLAND MEDICAL CENTRE	75	56%	44%	-
05G	NHS NORTH STAFFORDSHIRE CCG	M83084	KIDSGROVE MEDICAL CENTRE	68	46%	54%	-
05G	NHS NORTH STAFFORDSHIRE CCG	M83089	BIDDULPHDOCTORS	77	53%	45%	*

Table 9 : Breastfeeding initiation, by GP Practice, CCG, Area Team 2013/14 - Annual

Source: NHS England
Crown Copyright © 2014



Code	CCG Name	Code	GP Practice name	Number of maternities	Percentage mothers Initiating Breastfeeding	Percentage mothers not Initiating Breastfeeding	Percentage mothers with no known status
05G	NHS NORTH STAFFORDSHIRE CCG	M83096	QUEEN ST.TARDIS SURGERY	53	45%	55%	-
05G	NHS NORTH STAFFORDSHIRE CCG	M83103	ALLEN STREET CLINIC	31	35%	65%	-
05G	NHS NORTH STAFFORDSHIRE CCG	M83108	WELL STREET MEDICAL CTR	75	40%	60%	-
05G	NHS NORTH STAFFORDSHIRE CCG	M83121	THE NEW SURGERY	35	40%	60%	-
05G	NHS NORTH STAFFORDSHIRE CCG	M83122	WATERHOUSES MEDICAL PRACT	29	69%	28%	*
05G	NHS NORTH STAFFORDSHIRE CCG	M83140	HIGHERLAND SURGERY	37	49%	51%	-
05G	NHS NORTH STAFFORDSHIRE CCG	M83141	KINGSBRIDGE MEDICAL PRACT	75	49%	51%	-
05G	NHS NORTH STAFFORDSHIRE CCG	M83640	ALTON PRIMARY CARE CENTRE	20	60%	40%	-
05G	NHS NORTH STAFFORDSHIRE CCG	M83665	RJ MITCHELL MEDICAL CTR.	55	29%	71%	-
05G	NHS NORTH STAFFORDSHIRE CCG	M83670	KEELE PRACTICE	8	*	*	-
05G	NHS NORTH STAFFORDSHIRE CCG	M83691	THE SURGERY	13	92%	*	-
05G	NHS NORTH STAFFORDSHIRE CCG	M83697	MILEHOUSE PRIMARY CARE CENTRE	25	52%	48%	-
05G	NHS NORTH STAFFORDSHIRE CCG	M83701	TALKE PITS CLINIC	46	28%	72%	-
05G	NHS NORTH STAFFORDSHIRE CCG	M83723	LOOMER ROAD SURGERY	46	37%	63%	-
05G	NHS NORTH STAFFORDSHIRE CCG	Y02570	MIDWAY MEDICAL CENTRE	48	33%	67%	-
05G	NHS NORTH STAFFORDSHIRE CCG	Y03430	LYMEBROOK SURGERY	57	30%	70%	-
05N	NHS SHROPSHIRE CCG	M82002	MYTTON OAK MEDICAL PRACT.	73	79%	21%	-
05N	NHS SHROPSHIRE CCG	M82004	NORTHGATE HEALTH CENTRE	149	85%	15%	*
05N	NHS SHROPSHIRE CCG	M82005	PLAS FFYNNON MEDICAL CTRE	74	62%	38%	-
05N	NHS SHROPSHIRE CCG	M82006	RIVERSIDE MED.PRACTICE	124	74%	24%	*
05N	NHS SHROPSHIRE CCG	M82008	THE MEDICAL CENTRE	39	82%	18%	-
05N	NHS SHROPSHIRE CCG	M82010	DRAYTON MEDICAL PRACTICE	190	65%	34%	*
05N	NHS SHROPSHIRE CCG	M82011	THE SURGERY	30	63%	37%	-
05N	NHS SHROPSHIRE CCG	M82013	WESTBURY MEDICAL CENTRE	24	71%	29%	-
05N	NHS SHROPSHIRE CCG	M82014	THE SURGERY	66	85%	15%	-
05N	NHS SHROPSHIRE CCG	M82015	*DORMANT*CAMBRIAN SURGERY	45	69%	31%	-
05N	NHS SHROPSHIRE CCG	M82016	RADBROOK GREEN SURGERY	53	83%	17%	-
05N	NHS SHROPSHIRE CCG	M82017	THE SURGERY	31	97%	*	-
05N	NHS SHROPSHIRE CCG	M82018	1 BEECHES ROAD	52	77%	21%	*
05N	NHS SHROPSHIRE CCG	M82019	KINGSWAY LODGE	47	85%	15%	-
05N	NHS SHROPSHIRE CCG	M82020	KNOCKIN MEDICAL CENTRE	20	75%	*	*
05N	NHS SHROPSHIRE CCG	M82021	ALBRIGHTON MEDICAL PRACT	48	77%	21%	*
05N	NHS SHROPSHIRE CCG	M82022	THE CAXTON SURGERY	112	72%	28%	-
05N	NHS SHROPSHIRE CCG	M82023	PRESCOTT SURGERY	46	80%	17%	*
05N	NHS SHROPSHIRE CCG	M82024	THE SURGERY	16	75%	*	*
05N	NHS SHROPSHIRE CCG	M82025	ELLESMERE MEDICAL PRACT	45	80%	20%	-
05N	NHS SHROPSHIRE CCG	M82026	CAMBRIAN MEDICAL CENTRE	52	81%	19%	-
05N	NHS SHROPSHIRE CCG	M82030	PONTESBURY MEDICAL PRAC	55	80%	18%	*
05N	NHS SHROPSHIRE CCG	M82031	THE MEDICAL CENTRE	33	79%	21%	-
05N	NHS SHROPSHIRE CCG	M82032	DR MARTIN AND PARTNERS	110	65%	34%	*
05N	NHS SHROPSHIRE CCG	M82033	THE SURGERY	37	89%	*	-
05N	NHS SHROPSHIRE CCG	M82034	CLAREMONT BANK SURGERY	82	77%	23%	-
05N	NHS SHROPSHIRE CCG	M82035	WEM MEDICAL PRACTICE	85	69%	29%	*
05N	NHS SHROPSHIRE CCG	M82038	SHIFNAL MEDICAL PRACTICE	74	82%	18%	-
05N	NHS SHROPSHIRE CCG	M82040	MARYSVILLE MEDICAL PRACT	49	80%	18%	*
05N	NHS SHROPSHIRE CCG	M82041	CLEOBURY MORTIMER MEDICAL CETNRE	58	62%	34%	*
05N	NHS SHROPSHIRE CCG	M82043	PORTCULLIS SURGERY	63	75%	22%	*
05N	NHS SHROPSHIRE CCG	M82044	29 DODINGTON	30	63%	33%	*
05N	NHS SHROPSHIRE CCG	M82045	DRUMCARRIG	35	69%	31%	-
05N	NHS SHROPSHIRE CCG	M82046	THE SURGERY	41	78%	22%	-
05N	NHS SHROPSHIRE CCG	M82047	MARDEN MEDICAL PRACTICE	70	84%	16%	-
05N	NHS SHROPSHIRE CCG	M82048	BELVIDERE MEDICAL PRACT.	46	65%	33%	*
05N	NHS SHROPSHIRE CCG	M82050	MOUNT PLEASANT MEDICAL CENTRE	106	71%	29%	-
05N	NHS SHROPSHIRE CCG	M82051	BROSELEY MEDICAL PRACTICE	34	79%	21%	-
05N	NHS SHROPSHIRE CCG	M82055	THE SURGERY	31	58%	42%	-
05N	NHS SHROPSHIRE CCG	M82058	THE MEDICAL CENTRE	18	78%	*	-
05N	NHS SHROPSHIRE CCG	M82060	THE SURGERY	63	79%	21%	-
05N	NHS SHROPSHIRE CCG	M82601	ALVELEY MEDICAL PRACTICE	21	76%	*	-
05N	NHS SHROPSHIRE CCG	M82604	THE SURGERY	20	90%	*	-
05N	NHS SHROPSHIRE CCG	M82620	THE MEADOWS MEDICAL PRACTICE	13	77%	*	-
05N	NHS SHROPSHIRE CCG	Y02495	SHROPSHIRE WALK IN HEALTH CENTRE	43	72%	26%	*
05Q	NHS SOUTH EAST STAFFS AND SEISDON IM83006	THE WESTGATE PRTC		207	84%	16%	-
05Q	NHS SOUTH EAST STAFFS AND SEISDON IM83018	GRAVEL HILL SURGERY		60	73%	25%	*

Table 9 : Breastfeeding initiation, by GP Practice, CCG, Area Team 2013/14 - Annual

Source: NHS England
Crown Copyright © 2014

Code	CCG Name	Code	GP Practice name	Number of maternities	Percentage mothers Initiating Breastfeeding	Percentage mothers not Initiating Breastfeeding	Percentage mothers with no known status
05Q	NHS SOUTH EAST STAFFS AND SEISDON	IM83030	LANGTON GRANGE MED CTR	103	74%	26%	-
05Q	NHS SOUTH EAST STAFFS AND SEISDON	IM83031	RUSSELL HOUSE	53	70%	30%	-
05Q	NHS SOUTH EAST STAFFS AND SEISDON	IM83032	THE ALDERGATE MED.PRACT.	132	71%	29%	-
05Q	NHS SOUTH EAST STAFFS AND SEISDON	IM83041	MOSS GROVE SURGERY - KINVER	37	86%	*	-
05Q	NHS SOUTH EAST STAFFS AND SEISDON	IM83043	ANCHOR MEDICAL PRCT	18	67%	33%	-
05Q	NHS SOUTH EAST STAFFS AND SEISDON	IM83062	LAUREL HOUSE SURGERY	141	57%	43%	*
05Q	NHS SOUTH EAST STAFFS AND SEISDON	IM83064	WILNECOTE SURGERY	79	72%	28%	-
05Q	NHS SOUTH EAST STAFFS AND SEISDON	IM83072	SALTERS MEADOW HEALTH CTR	88	73%	27%	-
05Q	NHS SOUTH EAST STAFFS AND SEISDON	IM83078	CLOISTERS MEDICAL PRACT.	65	75%	25%	-
05Q	NHS SOUTH EAST STAFFS AND SEISDON	IM83088	HOLLIES MEDICAL PRCT	147	67%	33%	-
05Q	NHS SOUTH EAST STAFFS AND SEISDON	IM83093	DALE MEDICAL PRACTICE	59	59%	41%	-
05Q	NHS SOUTH EAST STAFFS AND SEISDON	IM83097	BILBROOK MEDICAL CENTRE	60	85%	15%	-
05Q	NHS SOUTH EAST STAFFS AND SEISDON	IM83110	HEATHVIEW MEDICAL CTR	34	71%	29%	-
05Q	NHS SOUTH EAST STAFFS AND SEISDON	IM83111	RIVERSIDE SURGERY	15	53%	47%	-
05Q	NHS SOUTH EAST STAFFS AND SEISDON	IM83113	STONEVELPH MEDICAL CTR	26	62%	38%	-
05Q	NHS SOUTH EAST STAFFS AND SEISDON	IM83115	AHMAD'S SURGERY	10	90%	*	-
05Q	NHS SOUTH EAST STAFFS AND SEISDON	IM83117	CROWN MEDICAL PRCT	48	63%	38%	-
05Q	NHS SOUTH EAST STAFFS AND SEISDON	IM83125	CLAVERTLEY SURGERY	29	79%	21%	-
05Q	NHS SOUTH EAST STAFFS AND SEISDON	IM83132	LAKESIDE MEDICAL CTR	71	69%	31%	-
05Q	NHS SOUTH EAST STAFFS AND SEISDON	IM83144	*DORMANT*CHASETOWN MEDICAL CENTRE29/31	*	*	*	-
05Q	NHS SOUTH EAST STAFFS AND SEISDON	IM83148	THE PEEL MEDICAL PRACTICE	202	68%	32%	-
05Q	NHS SOUTH EAST STAFFS AND SEISDON	IM83617	THE SPIRES PRACTICE	84	73%	27%	-
05Q	NHS SOUTH EAST STAFFS AND SEISDON	IM83643	CHASE PRACTICE	*	*	*	-
05Q	NHS SOUTH EAST STAFFS AND SEISDON	IM83668	TAMAR MEDICAL CENTRE	43	70%	30%	-
05Q	NHS SOUTH EAST STAFFS AND SEISDON	IM83692	FULFEN PRACTICE	44	68%	32%	-
05Q	NHS SOUTH EAST STAFFS AND SEISDON	IM83693	TRI-LINKS MEDICAL PRACTICE	83	71%	29%	-
05Q	NHS SOUTH EAST STAFFS AND SEISDON	IM83705	STONEVELPH HEALTH CENTRE	23	61%	39%	-
05Q	NHS SOUTH EAST STAFFS AND SEISDON	IM83706	STONEVELPH HEALTH CENTRE	21	33%	67%	-
05Q	NHS SOUTH EAST STAFFS AND SEISDON	IM83715	FEATHERSTONE FAMILY H.C.	51	61%	39%	-
05Q	NHS SOUTH EAST STAFFS AND SEISDON	IM83733	WILNECOTE HEALTH CENTRE	29	62%	38%	-
05Q	NHS SOUTH EAST STAFFS AND SEISDON	Y02414	BURNWOOD HEALTH & WELLBEING CENTRE	62	61%	39%	-
05V	NHS STAFFORD AND SURROUNDS CCG	M83009	BREWOD MEDICAL PRACTICE	50	80%	18%	*
05V	NHS STAFFORD AND SURROUNDS CCG	M83020	CUMBERLAND HOUSE	81	51%	49%	-
05V	NHS STAFFORD AND SURROUNDS CCG	M83022	HAZELDENE HOUSE SURGERY	10	70%	*	-
05V	NHS STAFFORD AND SURROUNDS CCG	M83024	CASTLEFIELDS SURGERY	6	*	*	-
05V	NHS STAFFORD AND SURROUNDS CCG	M83036	RISING BROOK SURGERY	8	*	*	-
05V	NHS STAFFORD AND SURROUNDS CCG	M83044	BROWNING STREET SURGERY	*	*	*	-
05V	NHS STAFFORD AND SURROUNDS CCG	M83045	PENKRIDGE MEDICAL PRAC.	19	53%	47%	-
05V	NHS STAFFORD AND SURROUNDS CCG	M83049	HOLMCROFT SURGERY	13	54%	46%	-
05V	NHS STAFFORD AND SURROUNDS CCG	M83050	WOLVERHAMPTON ROAD SURGERY	8	*	*	-
05V	NHS STAFFORD AND SURROUNDS CCG	M83052	WEeping CROSS HEALTH CTR.	8	*	*	-
05V	NHS STAFFORD AND SURROUNDS CCG	M83057	MILL BANK SURGERY	13	54%	46%	-
05V	NHS STAFFORD AND SURROUNDS CCG	M83069	MANSION HOUSE SURGERY	72	49%	51%	-
05V	NHS STAFFORD AND SURROUNDS CCG	M83092	THE CROWN SURGERY	18	61%	39%	-
05W	NHS STOKE ON TRENT CCG	M83004	MAYFIELD	118	41%	59%	-
05W	NHS STOKE ON TRENT CCG	M83014	TRENT VALE HEALTH CENTRE	119	45%	55%	-
05W	NHS STOKE ON TRENT CCG	M83021	FURLONG MEDICAL CENTRE	120	29%	71%	-
05W	NHS STOKE ON TRENT CCG	M83028	FENTON HEALTH CENTRE	113	33%	67%	-
05W	NHS STOKE ON TRENT CCG	M83038	ORCHARD SURGERY	104	36%	64%	-
05W	NHS STOKE ON TRENT CCG	M83047	MEIR PARK SURGERY	48	38%	63%	-
05W	NHS STOKE ON TRENT CCG	M83061	MILLRISE MEDICAL PRACTICE	80	36%	64%	-
05W	NHS STOKE ON TRENT CCG	M83066	HARTSHILL SURGERY	70	47%	53%	-
05W	NHS STOKE ON TRENT CCG	M83068	BELGRAVE MEDICAL CENTRE	143	41%	59%	-
05W	NHS STOKE ON TRENT CCG	M83075	DR PHILLIPS AND PARTNERS	120	39%	61%	-
05W	NHS STOKE ON TRENT CCG	M83076	HARLEY STREET MEDICAL CTR	88	39%	61%	-
05W	NHS STOKE ON TRENT CCG	M83082	THE HAYMARKET HEALTH CTR	151	30%	70%	-
05W	NHS STOKE ON TRENT CCG	M83090	MEDICAL CENTRE	34	35%	65%	-
05W	NHS STOKE ON TRENT CCG	M83094	BROOK MEDICAL CENTRE	173	40%	60%	-
05W	NHS STOKE ON TRENT CCG	M83100	DR MILES AND PARTNERS	37	51%	49%	-
05W	NHS STOKE ON TRENT CCG	M83102	POTTERIES MEDICAL CENTRE	53	28%	72%	-
05W	NHS STOKE ON TRENT CCG	M83123	BIRCHES HEAD MEDICAL CTR.	73	26%	74%	-
05W	NHS STOKE ON TRENT CCG	M83126	LONGTON HALL SURGERY	60	33%	67%	-
05W	NHS STOKE ON TRENT CCG	M83127	COBRIDGE SURGERY	89	42%	58%	-

Table 9 : Breastfeeding initiation, by GP Practice, CCG, Area Team 2013/14 - Annual

Source: NHS England
Crown Copyright © 2014



Code	CCG Name	Code	GP Practice name	Number of maternities	Percentage mothers Initiating Breastfeeding	Percentage mothers not Initiating Breastfeeding	Percentage mothers with no known status
05W	NHS STOKE ON TRENT CCG	M83128	MERTON SURGERY	46	37%	63%	-
05W	NHS STOKE ON TRENT CCG	M83133	THE SURGERY	9	*	78%	-
05W	NHS STOKE ON TRENT CCG	M83134	THE SURGERY	51	33%	67%	-
05W	NHS STOKE ON TRENT CCG	M83138	HANFORD CLINIC	57	46%	54%	-
05W	NHS STOKE ON TRENT CCG	M83143	GOLDENHILL MEDICAL CENTRE	64	31%	69%	-
05W	NHS STOKE ON TRENT CCG	M83146	THE MOORCROFT MEDICAL CTR	96	38%	63%	-
05W	NHS STOKE ON TRENT CCG	M83601	11 BRINSLEY AVENUE	23	48%	52%	-
05W	NHS STOKE ON TRENT CCG	M83619	STOKE HEALTH CENTRE	22	55%	45%	-
05W	NHS STOKE ON TRENT CCG	M83623	SHELTON PRIMARY CARE CTR	80	44%	56%	-
05W	NHS STOKE ON TRENT CCG	M83624	CAMBRIDGE HOUSE	37	38%	62%	-
05W	NHS STOKE ON TRENT CCG	M83625	HANLEY HEALTH CENTRE	81	30%	70%	-
05W	NHS STOKE ON TRENT CCG	M83627	APSLEY SURGERY	96	41%	59%	-
05W	NHS STOKE ON TRENT CCG	M83629	DRAYTON ROAD SURGERY	47	34%	66%	-
05W	NHS STOKE ON TRENT CCG	M83631	LONGTON HEALTH CENTRE	36	36%	64%	-
05W	NHS STOKE ON TRENT CCG	M83632	TRINITY HEALTH CENTRE	33	42%	58%	-
05W	NHS STOKE ON TRENT CCG	M83650	TUNSTALL PRIMARY CARE CENTRE	43	33%	67%	-
05W	NHS STOKE ON TRENT CCG	M83661	28/30 WESTON STREET	23	39%	61%	-
05W	NHS STOKE ON TRENT CCG	M83669	TUNSTALL PRIMARY CARE CENTRE	82	32%	68%	-
05W	NHS STOKE ON TRENT CCG	M83678	HANFORD HEALTH CENTRE	17	35%	65%	-
05W	NHS STOKE ON TRENT CCG	M83682	LUCIE WEDGEWOOD HEALTH CENTRE	75	47%	53%	-
05W	NHS STOKE ON TRENT CCG	M83695	THE HIGH RIDGE SURGERY	13	*	69%	-
05W	NHS STOKE ON TRENT CCG	M83700	FIVE TOWNS GP PRACTICE	77	35%	65%	-
05W	NHS STOKE ON TRENT CCG	M83708	WESTON COYNEY MEDICAL CENTRE	23	35%	65%	-
05W	NHS STOKE ON TRENT CCG	M83709	BADDELEY GREEN SURGERY	49	41%	59%	-
05W	NHS STOKE ON TRENT CCG	M83711	TRENTHAM MEWS MEDICAL PRACTICE	35	57%	43%	-
05W	NHS STOKE ON TRENT CCG	M83712	16 ROSSLYN ROAD	50	14%	86%	-
05W	NHS STOKE ON TRENT CCG	M83713	MEIR PRIMARY CARE CENTRE	56	32%	68%	-
05W	NHS STOKE ON TRENT CCG	M83714	STOKE HEALTH CENTRE	15	40%	60%	-
05W	NHS STOKE ON TRENT CCG	M83725	BLURTON HEALTH CENTRE	47	28%	72%	-
05W	NHS STOKE ON TRENT CCG	M83739	PACKMOOR MEDICAL CENTRE	47	34%	66%	-
05W	NHS STOKE ON TRENT CCG	Y00592	MOSS GREEN SURGERY	126	33%	67%	-
05W	NHS STOKE ON TRENT CCG	Y02521	MEIR PRIMARY HEALTH CARE CENTRE	146	36%	64%	-
05W	NHS STOKE ON TRENT CCG	Y02867	MIDDLEPORT MEDICAL CENTRE	50	34%	66%	-
05W	NHS STOKE ON TRENT CCG	Y02868	HANLEY HEALTH & WELL BEING CENTRE	61	34%	66%	-
05X	NHS TELFORD AND WREKIN CCG	M82001	THE HEALTH CENTRE	36	69%	28%	*
05X	NHS TELFORD AND WREKIN CCG	M82003	THE HEALTH CENTRE	172	57%	41%	*
05X	NHS TELFORD AND WREKIN CCG	M82007	CHARLTON MEDICAL CENTRE	163	71%	28%	*
05X	NHS TELFORD AND WREKIN CCG	M82009	DAWLEY MEDICAL PRACTICES	117	55%	42%	*
05X	NHS TELFORD AND WREKIN CCG	M82012	THE HEALTH CENTRE	167	66%	32%	*
05X	NHS TELFORD AND WREKIN CCG	M82027	THE MEDICAL CENTRE	116	61%	38%	*
05X	NHS TELFORD AND WREKIN CCG	M82028	THE SURGERY	88	85%	15%	-
05X	NHS TELFORD AND WREKIN CCG	M82029	OAKENGATES MED PRATICE	154	58%	40%	*
05X	NHS TELFORD AND WREKIN CCG	M82039	THE HEALTH CENTRE	157	71%	27%	*
05X	NHS TELFORD AND WREKIN CCG	M82042	WOODSIDE HEALTH CENTRE	114	58%	38%	*
05X	NHS TELFORD AND WREKIN CCG	M82054	THE HEALTH CENTRE	63	67%	30%	*
05X	NHS TELFORD AND WREKIN CCG	M82056	LINDEN HALL SURGERY	80	76%	24%	-
05X	NHS TELFORD AND WREKIN CCG	M82057	THE SURGERY	48	77%	23%	-
05X	NHS TELFORD AND WREKIN CCG	M82059	SHAWBIRCH MEDICAL PRACT	82	83%	17%	-
05X	NHS TELFORD AND WREKIN CCG	M82606	IRONBRIDGE MEDICAL PRACT	49	73%	24%	*
05X	NHS TELFORD AND WREKIN CCG	M82607	LEEGOMERY SURGERY	45	64%	31%	*
05X	NHS TELFORD AND WREKIN CCG	M82612	HOLLIWELL PRACTICE	44	61%	39%	-
05X	NHS TELFORD AND WREKIN CCG	M82616	THE CHURCH CLOSE SURGERY	61	61%	39%	-
05X	NHS TELFORD AND WREKIN CCG	M82619	LAWLEY MEDICAL PRACTICE	96	80%	19%	*
05X	NHS TELFORD AND WREKIN CCG	Y01929	TRINITY HEALTHCARE LIMITED	89	64%	35%	*
05X	NHS TELFORD AND WREKIN CCG	Y02421	MALLING HEALTH TELFORD	45	56%	40%	*
05X	NHS TELFORD AND WREKIN CCG	Y02422	MALLING HEALTH WREKIN	139	78%	19%	*

Table 9 : Breastfeeding initiation, by GP Practice, CCG, Area Team 2013/14 - Annual

Source: NHS England

Crown Copyright © 2014



England				Percentage		Percentage	
				Number of	mothers Initiating	mothers not	Percentage
Code	CCG Name	Code	GP Practice name	maternities	Breastfeeding	Initiating Breastfeeding	mothers with no known status
11E	NHS BATH AND NORTH EAST SOMERSET (L81010)		HOPE HOUSE SURGERY	75	75%	25%	
11E	NHS BATH AND NORTH EAST SOMERSET (L81020)		WIDCOMBE SURGERY	49	90%	*	
11E	NHS BATH AND NORTH EAST SOMERSET (L81025)		ST CHADS SURGERY	115	86%	13%	
11E	NHS BATH AND NORTH EAST SOMERSET (L81027)		BATHEASTON MEDICAL CENTRE	57	93%	*	
11E	NHS BATH AND NORTH EAST SOMERSET (L81030)		HARPTREE SURGERY	41	83%	15%	
11E	NHS BATH AND NORTH EAST SOMERSET (L81039)		OLDFIELD SURGERY	121	88%	12%	
11E	NHS BATH AND NORTH EAST SOMERSET (L81045)		ST. AUGUSTINES	66	91%	*	
11E	NHS BATH AND NORTH EAST SOMERSET (L81049)		THE SURGERY	59	88%	12%	
11E	NHS BATH AND NORTH EAST SOMERSET (L81059)		ELM HAYES SURGERY	101	82%	18%	
11E	NHS BATH AND NORTH EAST SOMERSET (L81064)		TEMPLE HOUSE	87	76%	21%	
11E	NHS BATH AND NORTH EAST SOMERSET (L81065)		COMBE DOWN HOUSE	78	88%	9%	
11E	NHS BATH AND NORTH EAST SOMERSET (L81068)		PULTENEY STREET SURGERY	89	96%	*	
11E	NHS BATH AND NORTH EAST SOMERSET (L81069)		ST.MICHAEL'S SURGERY	104	67%	32%	
11E	NHS BATH AND NORTH EAST SOMERSET (L81070)		NEWBRIDGE SURGERY	99	94%	*	
11E	NHS BATH AND NORTH EAST SOMERSET (L81071)		FAIRFIELD PARK HEALTH CTR	77	91%	9%	
11E	NHS BATH AND NORTH EAST SOMERSET (L81072)		CHEW MEDICAL PRACTICE	77	95%	*	
11E	NHS BATH AND NORTH EAST SOMERSET (L81073)		WEST VIEW SURGERY	50	78%	22%	
11E	NHS BATH AND NORTH EAST SOMERSET (L81080)		ST.JAMES'S SURGERY	80	90%	10%	
11E	NHS BATH AND NORTH EAST SOMERSET (L81101)		SOMERTON HOUSE SURGERY	64	73%	27%	
11E	NHS BATH AND NORTH EAST SOMERSET (L81108)		CATHARINE COTTAGE	11	100%	-	
11E	NHS BATH AND NORTH EAST SOMERSET (L81122)		ST. MARY'S SURGERY	41	88%	*	
11E	NHS BATH AND NORTH EAST SOMERSET (L81123)		HILLCREST SURGERY	76	84%	14%	
11E	NHS BATH AND NORTH EAST SOMERSET (L81132)		WESTFIELD SURGERY	71	69%	31%	
11E	NHS BATH AND NORTH EAST SOMERSET (L81617)		MEDICAL CENTRE	10	100%	-	
11E	NHS BATH AND NORTH EAST SOMERSET (L81637)		GROSVENOR PLACE SURGERY	24	92%	*	
11E	NHS BATH AND NORTH EAST SOMERSET (L81644)		RUSH HILL SURGERY	86	86%	14%	
11E	NHS BATH AND NORTH EAST SOMERSET (L81655)		MONMOUTH SURGERY	32	88%	*	
11M	NHS GLOUCESTERSHIRE CCG	L84001	BARTONGATE SURGERY	106	76%	24%	
11M	NHS GLOUCESTERSHIRE CCG	L84002	CHELTENHAM ROAD SURGERY	49	80%	20%	
11M	NHS GLOUCESTERSHIRE CCG	L84003	UNDERWOOD SURGERY	90	86%	13%	
11M	NHS GLOUCESTERSHIRE CCG	L84004	WINCHCOMBE MEDICAL CENTRE	42	81%	19%	
11M	NHS GLOUCESTERSHIRE CCG	L84005	THE SURGERY	37	89%	*	
11M	NHS GLOUCESTERSHIRE CCG	L84006	THE SURGERY	35	86%	*	
11M	NHS GLOUCESTERSHIRE CCG	L84007	ROWCROFT MEDICAL CENTRE	95	85%	15%	
11M	NHS GLOUCESTERSHIRE CCG	L84008	ST.GEORGE'S SURGERY	104	82%	18%	
11M	NHS GLOUCESTERSHIRE CCG	L84009	THE HADWEN MEDICAL PRACT.	189	76%	24%	
11M	NHS GLOUCESTERSHIRE CCG	L84010	THE PARK SURGERY	57	89%	11%	
11M	NHS GLOUCESTERSHIRE CCG	L84011	THE HEALTH CENTRE	32	72%	28%	
11M	NHS GLOUCESTERSHIRE CCG	L84012	PHOENIX SURGERY	91	82%	18%	
11M	NHS GLOUCESTERSHIRE CCG	L84013	SAINTBRIDGE SURGERY	81	60%	40%	
11M	NHS GLOUCESTERSHIRE CCG	L84014	THE SURGERY	50	92%	*	
11M	NHS GLOUCESTERSHIRE CCG	L84015	SIXWAYS CLINIC	69	83%	17%	
11M	NHS GLOUCESTERSHIRE CCG	L84016	FRITHWOOD SURGERY	32	84%	*	
11M	NHS GLOUCESTERSHIRE CCG	L84017	ST.PETER'S ROAD SURGERY	60	83%	17%	
11M	NHS GLOUCESTERSHIRE CCG	L84018	THE SURGERY	59	78%	22%	
11M	NHS GLOUCESTERSHIRE CCG	L84019	THE ORCHARD MEDICAL CTR	30	77%	23%	
11M	NHS GLOUCESTERSHIRE CCG	L84020	ROMNEY HOUSE SURGERY	59	90%	10%	
11M	NHS GLOUCESTERSHIRE CCG	L84021	YORKLEY HEALTH CENTRE	54	81%	19%	
11M	NHS GLOUCESTERSHIRE CCG	L84022	YORKLEIGH SURGERY	77	70%	30%	
11M	NHS GLOUCESTERSHIRE CCG	L84023	CHURCH STREET SURGERY	106	72%	27%	
11M	NHS GLOUCESTERSHIRE CCG	L84024	THE SURGERY	27	67%	33%	
11M	NHS GLOUCESTERSHIRE CCG	L84025	HOYLAND HOUSE	22	95%	*	

Table 9 : Breastfeeding initiation, by GP Practice, CCG, Area Team 2013/14 - Annual

Source: NHS England

Crown Copyright © 2014



Code	CCG Name	Code	GP Practice name	Number of maternities	Percentage mothers Initiating Breastfeeding	Percentage mothers not Initiating Breastfeeding	Percentage mothers with no known status
11M	NHS GLOUCESTERSHIRE CCG	L84026	5 HEATHVILLE ROAD	82	76%	24%	-
11M	NHS GLOUCESTERSHIRE CCG	L84027	THE CULVERHAY SURGERY	34	88%	*	*
11M	NHS GLOUCESTERSHIRE CCG	L84028	FOREST HEALTH CARE	60	68%	32%	-
11M	NHS GLOUCESTERSHIRE CCG	L84029	THE SURGERY	20	80%	*	-
11M	NHS GLOUCESTERSHIRE CCG	L84030	BERKELEY PLACE SURGERY	64	91%	9%	-
11M	NHS GLOUCESTERSHIRE CCG	L84031	THE STOW SURGERY	31	84%	*	-
11M	NHS GLOUCESTERSHIRE CCG	L84032	LOCKING HILL SURGERY	71	85%	15%	-
11M	NHS GLOUCESTERSHIRE CCG	L84033	THE PORTLAND PRACTICE	98	80%	20%	-
11M	NHS GLOUCESTERSHIRE CCG	L84034	PAVILION FAMILY DOCTORS	144	71%	29%	-
11M	NHS GLOUCESTERSHIRE CCG	L84036	SEVEN POSTS SURGERY	61	84%	16%	-
11M	NHS GLOUCESTERSHIRE CCG	L84037	THE HOLTS HEALTH CENTRE	65	88%	12%	-
11M	NHS GLOUCESTERSHIRE CCG	L84038	WESTWOOD SURGERY	60	83%	17%	-
11M	NHS GLOUCESTERSHIRE CCG	L84039	STROUD HEALTH CENTRE	66	85%	15%	-
11M	NHS GLOUCESTERSHIRE CCG	L84040	THE LECKHAMPTON SURGERY	90	94%	*	-
11M	NHS GLOUCESTERSHIRE CCG	L84041	OVERTON PARK SURGERY	96	88%	13%	-
11M	NHS GLOUCESTERSHIRE CCG	L84042	LONDON ROAD MEDICAL PRACT	42	74%	26%	-
11M	NHS GLOUCESTERSHIRE CCG	L84043	CAMPDEN SURGERY	25	88%	*	-
11M	NHS GLOUCESTERSHIRE CCG	L84044	MARYBROOK MEDICAL CENTRE	41	93%	*	-
11M	NHS GLOUCESTERSHIRE CCG	L84045	MITCHELDEAN SURGERY	29	86%	*	-
11M	NHS GLOUCESTERSHIRE CCG	L84046	DOCKHAM ROAD SURGERY	43	67%	33%	-
11M	NHS GLOUCESTERSHIRE CCG	L84047	THE SURGERY	136	79%	21%	-
11M	NHS GLOUCESTERSHIRE CCG	L84048	THE SURGERY	66	86%	14%	-
11M	NHS GLOUCESTERSHIRE CCG	L84049	THE ROYAL WELL SURGERY	69	83%	17%	-
11M	NHS GLOUCESTERSHIRE CCG	L84050	ROSEBANK SURGERY	289	71%	29%	*
11M	NHS GLOUCESTERSHIRE CCG	L84051	THE CHIPPING SURGERY	39	92%	*	-
11M	NHS GLOUCESTERSHIRE CCG	L84052	HEALTH CENTRE	80	76%	24%	-
11M	NHS GLOUCESTERSHIRE CCG	L84053	HILARY COTTAGE SURGERY	49	80%	18%	*
11M	NHS GLOUCESTERSHIRE CCG	L84054	WATLEDGE SURGERY	62	84%	16%	-
11M	NHS GLOUCESTERSHIRE CCG	L84055	THE MEDICAL CENTRE	28	89%	*	-
11M	NHS GLOUCESTERSHIRE CCG	L84056	THE CORINTHIAN SURGERY	81	67%	33%	-
11M	NHS GLOUCESTERSHIRE CCG	L84057	BARNWOOD MEDICAL PRACTICE	44	84%	16%	-
11M	NHS GLOUCESTERSHIRE CCG	L84058	ST.CATHERINE'S SURGERY	85	76%	24%	-
11M	NHS GLOUCESTERSHIRE CCG	L84059	11 ROYAL CRESCENT	64	80%	19%	*
11M	NHS GLOUCESTERSHIRE CCG	L84060	42 THE STREET	20	80%	*	-
11M	NHS GLOUCESTERSHIRE CCG	L84063	RENDCOMB SURGERY	16	94%	*	-
11M	NHS GLOUCESTERSHIRE CCG	L84065	PRICES MILL SURGERY	51	86%	14%	-
11M	NHS GLOUCESTERSHIRE CCG	L84067	LONGLEVENS SURGERY	66	77%	23%	-
11M	NHS GLOUCESTERSHIRE CCG	L84068	MANN COTTAGE SURGERY	21	95%	*	-
11M	NHS GLOUCESTERSHIRE CCG	L84069	COLEFORD HEALTH CENTRE	39	69%	31%	-
11M	NHS GLOUCESTERSHIRE CCG	L84070	HIGH STREET MEDICAL CTR.	46	76%	24%	-
11M	NHS GLOUCESTERSHIRE CCG	L84071	BRUNSTON SURGERY	26	73%	27%	-
11M	NHS GLOUCESTERSHIRE CCG	L84072	THE WHITE HOUSE	30	73%	27%	-
11M	NHS GLOUCESTERSHIRE CCG	L84073	ACORN PRACTICE	36	81%	19%	-
11M	NHS GLOUCESTERSHIRE CCG	L84075	MAY LANE SURGERY	52	73%	27%	-
11M	NHS GLOUCESTERSHIRE CCG	L84077	THE HEALTH CENTRE	28	82%	*	-
11M	NHS GLOUCESTERSHIRE CCG	L84078	THE SURGERY	28	89%	*	-
11M	NHS GLOUCESTERSHIRE CCG	L84080	REGENT STREET SURGERY	31	77%	23%	-
11M	NHS GLOUCESTERSHIRE CCG	L84081	KINGSHOLM SURGERY	45	64%	36%	-
11M	NHS GLOUCESTERSHIRE CCG	L84084	THE SURGERY	74	81%	19%	-
11M	NHS GLOUCESTERSHIRE CCG	L84085	SEVERN BANK SURGERY	27	70%	30%	-
11M	NHS GLOUCESTERSHIRE CCG	L84604	JESMOND HOUSE PRACTICE	42	90%	*	-
11M	NHS GLOUCESTERSHIRE CCG	L84606	THE COLLEGE YARD SURGERY	31	87%	*	-

Table 9 : Breastfeeding initiation, by GP Practice, CCG, Area Team 2013/14 - Annual

Source: NHS England

Crown Copyright © 2014



Code	CCG Name	Code	GP Practice name	Number of maternities	Percentage mothers Initiating Breastfeeding	Percentage mothers not Initiating Breastfeeding	Percentage mothers with no known status
11M	NHS GLOUCESTERSHIRE CCG	L84609	ST.LUKE'S MEDICAL CENTRE	27	96%	*	-
11M	NHS GLOUCESTERSHIRE CCG	L84613	STONEHOUSE HEALTH CLINIC	16	63%	38%	-
11M	NHS GLOUCESTERSHIRE CCG	L84615	THE SURGERY	21	90%	*	-
11M	NHS GLOUCESTERSHIRE CCG	L84616	THE SURGERY	59	86%	12%	*
11M	NHS GLOUCESTERSHIRE CCG	L84617	QUEDGELEY MEDICAL CENTRE	45	84%	16%	-
11M	NHS GLOUCESTERSHIRE CCG	L84621	MATSON LANE SURGERY	32	59%	41%	-
11M	NHS GLOUCESTERSHIRE CCG	Y02384	THE SPRINGBANK COMMUNITY RESOURCE CTR	8	*	*	-
11M	NHS GLOUCESTERSHIRE CCG	Y02519	GLOUCESTER HEALTH ACCESS CTR	32	91%	*	-
12D	NHS SWINDON CCG	J83001	MERCHISTON SURGERY	127	81%	19%	-
12D	NHS SWINDON CCG	J83002	WESTROP SURGERY	76	84%	14%	*
12D	NHS SWINDON CCG	J83009	RIDGEWAY VIEW	91	77%	23%	-
12D	NHS SWINDON CCG	J83022	DR HEATON & PARTNERS	109	84%	15%	*
12D	NHS SWINDON CCG	J83024	PRIORY ROAD SURGERY	81	56%	44%	-
12D	NHS SWINDON CCG	J83025	THE GREAT WESTERN SURGERY	57	74%	26%	-
12D	NHS SWINDON CCG	J83027	HAWTHORN MEDICAL CENTRE	164	73%	27%	*
12D	NHS SWINDON CCG	J83031	MOREDON MEDICAL CENTRE	181	70%	30%	-
12D	NHS SWINDON CCG	J83033	THE WHALEBRIDGE PRACTICE	115	80%	18%	*
12D	NHS SWINDON CCG	J83035	ABBAY MEADS MEDICAL PRACT	358	70%	29%	*
12D	NHS SWINDON CCG	J83036	ASHINGTON HOUSE SURGERY	120	79%	19%	*
12D	NHS SWINDON CCG	J83038	KINGSWOOD SURGERY	104	66%	33%	*
12D	NHS SWINDON CCG	J83047	ELDENE SURGERY	79	76%	24%	-
12D	NHS SWINDON CCG	J83054	THE HERMITAGE SURGERY	34	85%	*	-
12D	NHS SWINDON CCG	J83057	NORTH SWINDON PRACTICE	146	82%	16%	*
12D	NHS SWINDON CCG	J83059	THE LAWN MEDICAL CENTRE	67	91%	9%	-
12D	NHS SWINDON CCG	J83063	TAW HILL MEDICAL PRACTICE	240	82%	18%	-
12D	NHS SWINDON CCG	J83064	RIDGE GREEN MEDICAL CTR.	127	76%	24%	-
12D	NHS SWINDON CCG	J83623	*TO BE CONFIRMED DORMANT* SPARCELLS SURGER	35	86%	*	-
12D	NHS SWINDON CCG	J83633	VICTORIA CROSS SURGERY	94	85%	15%	-
12D	NHS SWINDON CCG	J83634	MARLBOROUGH ROAD SURGERY	9	89%	*	-
12D	NHS SWINDON CCG	J83644	ELDENE HEALTH CENTRE	19	79%	*	-
12D	NHS SWINDON CCG	J83645	PHOENIX SURGERY	61	74%	26%	-
12D	NHS SWINDON CCG	J83646	PARK LANE PRACTICE	95	82%	18%	-
12D	NHS SWINDON CCG	J83649	CORNERSTONE SURGERY	17	82%	*	-
12D	NHS SWINDON CCG	K84012	ELM TREE SURGERY	91	89%	11%	-
12D	NHS SWINDON CCG	Y00058	THE CARFAX HEALTH ENTERPRISE	194	89%	10%	*
12D	NHS SWINDON CCG	Y03671	SPARCELLS SURGERY	*	*	-	-
99N	NHS WILTSHIRE CCG	J81083	THE SURGERY	30	93%	*	-
99N	NHS WILTSHIRE CCG	J83003	THE HARCOURT MEDICAL CTR	137	79%	21%	-
99N	NHS WILTSHIRE CCG	J83004	WHITEPARISH SURGERY	43	91%	*	-
99N	NHS WILTSHIRE CCG	J83005	BARCROFT MEDICAL CENTRE	136	79%	21%	-
99N	NHS WILTSHIRE CCG	J83006	PURTON SURGERY	63	65%	33%	*
99N	NHS WILTSHIRE CCG	J83007	HATHAWAY MEDICAL CENTRE	174	83%	16%	*
99N	NHS WILTSHIRE CCG	J83008	LOVEMead GROUP PRACTICE	194	85%	15%	-
99N	NHS WILTSHIRE CCG	J83010	THE PORCH SURGERY	121	86%	14%	-
99N	NHS WILTSHIRE CCG	J83011	GIFFORDS PRIMARY CARE CTR	121	73%	27%	-
99N	NHS WILTSHIRE CCG	J83013	THE SURGERY	68	87%	13%	-
99N	NHS WILTSHIRE CCG	J83014	THE LUDGERSHALL HLTH CTRE	167	80%	20%	-
99N	NHS WILTSHIRE CCG	J83016	ADCROFT SURGERY	169	79%	20%	*
99N	NHS WILTSHIRE CCG	J83017	THE SURGERY	55	85%	15%	-
99N	NHS WILTSHIRE CCG	J83018	THE AVENUE SURGERY	135	76%	24%	*
99N	NHS WILTSHIRE CCG	J83019	THE ORCHARD PARTNERSHIP	52	92%	*	-
99N	NHS WILTSHIRE CCG	J83020	82 ST.ANN STREET	84	87%	13%	-

Table 9 : Breastfeeding initiation, by GP Practice, CCG, Area Team 2013/14 - Annual

Source: NHS England

Crown Copyright © 2014



Code	CCG Name	Code	GP Practice name	Number of maternities	Percentage mothers Initiating Breastfeeding	Percentage mothers not Initiating Breastfeeding	Percentage mothers with no known status
99N	NHS WILTSHIRE CCG	J83021	SALISBURY MEDICAL PRACTICE	150	85%	15%	-
99N	NHS WILTSHIRE CCG	J83023	AVON VALLEY PRACTICE	80	73%	28%	-
99N	NHS WILTSHIRE CCG	J83026	72 ENDLESS STREET	71	90%	10%	-
99N	NHS WILTSHIRE CCG	J83028	60 BRADFORD ROAD	128	79%	20%	*
99N	NHS WILTSHIRE CCG	J83029	THE TINKERS LANE P/SHIP	86	78%	22%	-
99N	NHS WILTSHIRE CCG	J83030	BRADFORD ON AVON & MELKSHAM HEALTH PARTNE	182	94%	6%	-
99N	NHS WILTSHIRE CCG	J83032	THE THREE SWANS SURGERY	108	80%	20%	-
99N	NHS WILTSHIRE CCG	J83034	THE LANSDOWNE SURGERY	47	81%	19%	-
99N	NHS WILTSHIRE CCG	J83037	MARLBOROUGH MEDICAL PRACT	87	87%	11%	*
99N	NHS WILTSHIRE CCG	J83039	NORTHLANDS SURGERY	92	66%	30%	*
99N	NHS WILTSHIRE CCG	J83040	WHITE HORSE HEALTH CENTRE	210	73%	26%	*
99N	NHS WILTSHIRE CCG	J83041	MALMESBURY PC CTR	134	85%	13%	*
99N	NHS WILTSHIRE CCG	J83042	ROWDEN SURGERY	148	77%	22%	*
99N	NHS WILTSHIRE CCG	J83043	DOWNTON SURGERY	45	87%	13%	-
99N	NHS WILTSHIRE CCG	J83044	WIDBROOK MEDICAL PRACTICE	53	89%	*	*
99N	NHS WILTSHIRE CCG	J83045	RAMSBURY SURGERY	62	84%	16%	-
99N	NHS WILTSHIRE CCG	J83046	SPA MEDICAL CENTRE	147	82%	18%	-
99N	NHS WILTSHIRE CCG	J83048	THE NEW SURGERY	46	72%	28%	-
99N	NHS WILTSHIRE CCG	J83049	THE SOUTHBROOM SURGERY	110	72%	27%	*
99N	NHS WILTSHIRE CCG	J83050	PATFORD HOUSE SURGERY	54	83%	17%	-
99N	NHS WILTSHIRE CCG	J83052	MILL STREAM MEDICAL CENTRE	64	84%	16%	-
99N	NHS WILTSHIRE CCG	J83053	ST.JAMES SURGERY	59	80%	19%	*
99N	NHS WILTSHIRE CCG	J83055	NEW COURT SURGERY	93	78%	22%	-
99N	NHS WILTSHIRE CCG	J83056	MARKET LAVINGTON SURGERY	39	87%	*	-
99N	NHS WILTSHIRE CCG	J83058	THE SURGERY	23	91%	*	-
99N	NHS WILTSHIRE CCG	J83060	MERE SURGERY	39	92%	*	-
99N	NHS WILTSHIRE CCG	J83062	WILTON HEALTH CENTRE	35	86%	*	-
99N	NHS WILTSHIRE CCG	J83601	THE SPRAYS SURGERY	27	81%	*	*
99N	NHS WILTSHIRE CCG	J83603	JUBILEE FIELD SURGERY	25	92%	*	-
99N	NHS WILTSHIRE CCG	J83607	SUTTON BENDER SURGERY	7	*	*	-
99N	NHS WILTSHIRE CCG	J83609	CRICKLADE SURGERY	24	83%	*	-
99N	NHS WILTSHIRE CCG	J83615	OLD SCHOOL HOUSE SURGERY	31	94%	*	-
99N	NHS WILTSHIRE CCG	J83618	THE TOLSEY SURGERY	20	100%	-	-
99N	NHS WILTSHIRE CCG	J83619	COURTYARD SURGERY	13	92%	*	-
99N	NHS WILTSHIRE CCG	J83625	THE LODGE SURGERY	92	79%	18%	*
99N	NHS WILTSHIRE CCG	J83627	BEMERTON HEATH SURGERY	38	74%	26%	-
99N	NHS WILTSHIRE CCG	J83629	THE SURGERY	7	86%	*	-
99N	NHS WILTSHIRE CCG	J83630	THE SURGERY	8	88%	*	-
99N	NHS WILTSHIRE CCG	J83632	CROSS PLAIN SURGERY	49	84%	16%	-
99N	NHS WILTSHIRE CCG	J83636	BEVERSBROOK MEDICAL CENTRE(CHURCH STREET SL	77	81%	19%	-
99N	NHS WILTSHIRE CCG	J83642	SMALLBROOK SURGERY	43	70%	28%	*
99N	NHS WILTSHIRE CCG	J83643	THE BOURNE VALLEY PRACT.	60	77%	23%	-

Table 9 : Breastfeeding initiation, by GP Practice, CCG, Area Team 2013/14 - Annual

Source: NHS England

Crown Copyright © 2014



Code	CCG Name	Code	GP Practice name	Number of maternities	Percentage mothers Initiating Breastfeeding	Percentage mothers not Initiating Breastfeeding	Percentage mothers with no known status
11H	NHS BRISTOL CCG	L81006	WHITCHURCH HEALTH CENTRE	36	72%	28%	-
11H	NHS BRISTOL CCG	L81007	SOUTHVILLE SURGERY	159	95%	4%	*
11H	NHS BRISTOL CCG	L81008	SHIREHAMPTON GROUP PRACTICE	129	71%	22%	6%
11H	NHS BRISTOL CCG	L81009	STOCKWOOD MEDICAL CENTRE	98	72%	19%	8%
11H	NHS BRISTOL CCG	L81012	MONTPELIER HEALTH CENTRE	236	95%	*	3%
11H	NHS BRISTOL CCG	L81013	FISHPONDS PRIMARY CARE CENTRE	135	81%	16%	*
11H	NHS BRISTOL CCG	L81015	SEYMOUR MEDICAL PRACTICE	187	91%	9%	*
11H	NHS BRISTOL CCG	L81017	WESTBURY-ON-TRYM PRIMARY CARE CENTRE	100	98%	*	-
11H	NHS BRISTOL CCG	L81022	HORFIELD HEALTH CENTRE	175	82%	15%	3%
11H	NHS BRISTOL CCG	L81023	EASTVILLE HEALTH CENTRE	103	93%	7%	-
11H	NHS BRISTOL CCG	L81031	THE ARMADA FAMILY PRACTICE	154	80%	16%	4%
11H	NHS BRISTOL CCG	L81032	THE WEDMORE PRACTICE	107	75%	21%	*
11H	NHS BRISTOL CCG	L81033	NIGHTINGALE VALLEY PRACTICE	235	82%	14%	4%
11H	NHS BRISTOL CCG	L81035	THE MALAGO SURGERY	152	88%	9%	*
11H	NHS BRISTOL CCG	L81037	BRADGATE SURGERY	102	70%	25%	*
11H	NHS BRISTOL CCG	L81038	AIR BALLOON SURGERY	159	86%	13%	*
11H	NHS BRISTOL CCG	L81041	HARTCLIFFE HEALTH CENTRE	107	55%	28%	17%
11H	NHS BRISTOL CCG	L81053	THE LENNARD SURGERY	73	79%	19%	*
11H	NHS BRISTOL CCG	L81054	GRANGE ROAD SURGERY	155	60%	26%	14%
11H	NHS BRISTOL CCG	L81057	GAYWOOD HOUSE SURGERY	115	85%	13%	*
11H	NHS BRISTOL CCG	L81061	WELLSPRING SURGERY	141	90%	9%	*
11H	NHS BRISTOL CCG	L81062	ST.GEORGE HEALTH CENTRE	143	81%	17%	*
11H	NHS BRISTOL CCG	L81067	SOUTHMEAD HEALTH CENTRE	132	70%	25%	5%
11H	NHS BRISTOL CCG	L81075	THE OLD SCHOOL SURGERY	37	81%	*	*
11H	NHS BRISTOL CCG	L81077	SEA MILLS SURGERY	58	76%	22%	*
11H	NHS BRISTOL CCG	L81078	GLOUCESTER RD MEDICAL CTR	142	96%	*	*
11H	NHS BRISTOL CCG	L81081	PEMBROKE ROAD SURGERY	125	98%	*	*
11H	NHS BRISTOL CCG	L81082	BEDMINSTER FAMILY PRACTICE	172	88%	10%	*
11H	NHS BRISTOL CCG	L81083	HARTCLIFFE HEALTH CENTRE	128	56%	27%	17%
11H	NHS BRISTOL CCG	L81084	PRIORY SURGERY	85	79%	19%	*
11H	NHS BRISTOL CCG	L81087	BEECHWOOD MEDICAL CTR	106	79%	17%	*
11H	NHS BRISTOL CCG	L81088	LODGESIDE SURGERY	57	84%	14%	*
11H	NHS BRISTOL CCG	L81089	LAWRENCE HILL HEALTH CTR.	180	89%	9%	*
11H	NHS BRISTOL CCG	L81090	THE FAMILY PRACTICE	150	95%	5%	-
11H	NHS BRISTOL CCG	L81091	WHITELADIES HEALTH CENTRE	139	94%	*	*
11H	NHS BRISTOL CCG	L81092	THE EASTON FAMILY PRACT	77	83%	14%	*
11H	NHS BRISTOL CCG	L81093	ST.MARTINS SURGERY	82	77%	21%	*
11H	NHS BRISTOL CCG	L81094	THE MERRYWOOD PRACTICE	121	56%	26%	17%
11H	NHS BRISTOL CCG	L81095	THE CREST FAMILY PRACTICE	117	67%	24%	9%
11H	NHS BRISTOL CCG	L81098	GREENWAY COMMUNITY PRACTICE	67	76%	19%	*
11H	NHS BRISTOL CCG	L81099	THE MEDICAL CENTRE	64	59%	38%	*
11H	NHS BRISTOL CCG	L81107	*TO BE CONFIRMED DORMANT* NEVIL ROAD SURG	*	*	-	-
11H	NHS BRISTOL CCG	L81112	BISHOPSTON MEDICAL PRACTICE	66	97%	*	-
11H	NHS BRISTOL CCG	L81120	BROOKLEA HEALTH CENTRE	89	75%	19%	*
11H	NHS BRISTOL CCG	L81125	WELLS ROAD SURGERY	114	89%	10%	*
11H	NHS BRISTOL CCG	L81128	AVONMOUTH MEDICAL CENTRE	35	74%	26%	-
11H	NHS BRISTOL CCG	L81131	FALLODON WAY MEDICAL CTR	58	93%	*	*
11H	NHS BRISTOL CCG	L81133	STUDENT HEALTH SERVICE	8	100%	-	-

Table 9 : Breastfeeding initiation, by GP Practice, CCG, Area Team 2013/14 - Annual

Source: NHS England

Crown Copyright © 2014



Code	CCG Name	Code	GP Practice name	Number of maternities	Percentage mothers Initiating Breastfeeding	Percentage mothers not Initiating Breastfeeding	Percentage mothers with no known status
11H	NHS BRISTOL CCG	L81622	HELIOS MEDICAL CENTRE	27	100%	-	-
11H	NHS BRISTOL CCG	L81633	52 CLIFTON DOWN ROAD	19	95%	*	-
11H	NHS BRISTOL CCG	L81648	THE MAYTREES PRACTICE	59	95%	*	-
11H	NHS BRISTOL CCG	L81656	HOTWELL SURGERY	27	89%	*	*
11H	NHS BRISTOL CCG	L81663	SNEYD PARK SURGERY	14	57%	*	*
11H	NHS BRISTOL CCG	L81669	MONKS PARK SURGERY	46	72%	17%	*
11H	NHS BRISTOL CCG	Y02578	BROADMEAD MEDICAL CENTRE	78	86%	9%	*
11T	NHS NORTH SOMERSET CCG	L81002	THE VILLAGE SURGERY	40	73%	23%	*
11T	NHS NORTH SOMERSET CCG	L81004	PORTISHEAD HEALTH CENTRE	147	80%	16%	4%
11T	NHS NORTH SOMERSET CCG	L81016	GRAHAM ROAD SURGERY	101	77%	18%	*
11T	NHS NORTH SOMERSET CCG	L81021	WINSCOMBE SURGERY	52	75%	19%	*
11T	NHS NORTH SOMERSET CCG	L81034	NAILSEA FAMILY PRACTICE	66	89%	11%	-
11T	NHS NORTH SOMERSET CCG	L81040	CLEVEDON HEALTH CENTRE	61	92%	*	-
11T	NHS NORTH SOMERSET CCG	L81043	LONGTON GROVE SURGERY	41	73%	22%	*
11T	NHS NORTH SOMERSET CCG	L81044	TUDOR LODGE	108	80%	16%	*
11T	NHS NORTH SOMERSET CCG	L81051	NEW COURT SURGERY	109	73%	23%	*
11T	NHS NORTH SOMERSET CCG	L81056	LONG ASHTON SURGERY	96	94%	6%	-
11T	NHS NORTH SOMERSET CCG	L81058	THE MILTON SURGERY	87	78%	20%	*
11T	NHS NORTH SOMERSET CCG	L81060	BACKWELL MEDICAL CENTRE	86	92%	*	*
11T	NHS NORTH SOMERSET CCG	L81066	STAFFORD MEDICAL GROUP	165	81%	13%	7%
11T	NHS NORTH SOMERSET CCG	L81074	YEO VALE MEDICAL PRACTICE	102	86%	12%	*
11T	NHS NORTH SOMERSET CCG	L81085	HEYWOOD	24	79%	*	-
11T	NHS NORTH SOMERSET CCG	L81086	WRINGTON VALE MEDICAL PRACTICE	66	86%	12%	*
11T	NHS NORTH SOMERSET CCG	L81102	SUNNYSIDE SURGERY	48	92%	*	-
11T	NHS NORTH SOMERSET CCG	L81116	CLEVEDON HEALTH CENTRE	32	81%	*	*
11T	NHS NORTH SOMERSET CCG	L81119	13 CLARENCE ROAD EAST	38	74%	24%	*
11T	NHS NORTH SOMERSET CCG	L81124	RIVERBANK MEDICAL CENTRE	98	81%	16%	*
11T	NHS NORTH SOMERSET CCG	L81600	HARBOURSIDE FAMILY PRACT	65	89%	*	*
11T	NHS NORTH SOMERSET CCG	L81635	WORLE HEALTH CENTRE	87	75%	23%	*
11T	NHS NORTH SOMERSET CCG	L81643	THE CEDARS SURGERY	75	77%	20%	*
11T	NHS NORTH SOMERSET CCG	L81670	WESTON PMS PILOT	81	59%	35%	*
11T	NHS NORTH SOMERSET CCG	Y02580	*TO BE CONFIRMED DORMANT* WEST	19	79%	*	-
11T	NHS NORTH SOMERSET CCG	Y02581	ST GEORGES SURGERY	48	83%	13%	*
11X	NHS SOMERSET CCG	L85001	FRENCH WEIR HEALTH CENTRE	155	88%	12%	-
11X	NHS SOMERSET CCG	L85002	WELLS HEALTH CENTRE	62	90%	*	*
11X	NHS SOMERSET CCG	L85003	EXMOOR MEDICAL CENTRE	23	91%	*	*
11X	NHS SOMERSET CCG	L85004	CREWKERNE HEALTH CENTRE	99	82%	18%	-
11X	NHS SOMERSET CCG	L85005	THE SURGERY	38	71%	26%	*
11X	NHS SOMERSET CCG	L85006	CROWN MEDICAL CENTRE	98	88%	12%	-
11X	NHS SOMERSET CCG	L85007	CHURCH STREET SURGERY	96	84%	16%	-
11X	NHS SOMERSET CCG	L85008	FROME MEDICAL CENTRE	364	82%	18%	*
11X	NHS SOMERSET CCG	L85009	THE SURGERY	74	82%	18%	-
11X	NHS SOMERSET CCG	L85010	HIGHBRIDGE MEDICAL CENTRE	119	82%	18%	-
11X	NHS SOMERSET CCG	L85011	CHEDDAR MEDICAL CTR.	56	88%	11%	*
11X	NHS SOMERSET CCG	L85012	WELLINGTON MEDICAL CENTRE	142	82%	18%	-
11X	NHS SOMERSET CCG	L85013	QUANTOCK MEDICAL CENTRE	21	86%	*	-
11X	NHS SOMERSET CCG	L85014	BLACKBROOK SURGERY	129	82%	18%	-
11X	NHS SOMERSET CCG	L85015	PRESTON GROVE MEDICAL CTR	131	76%	23%	*

Table 9 : Breastfeeding initiation, by GP Practice, CCG, Area Team 2013/14 - Annual

Source: NHS England

Crown Copyright © 2014



Code	CCG Name	Code	GP Practice name	Number of maternities	Percentage mothers Initiating Breastfeeding	Percentage mothers not Initiating Breastfeeding	Percentage mothers with no known status
11X	NHS SOMERSET CCG	L85016	BURNHAM MEDICAL CENTRE	130	79%	20%	*
11X	NHS SOMERSET CCG	L85017	PENN HILL SURGERY	107	83%	17%	-
11X	NHS SOMERSET CCG	L85018	CANNINGTON HEALTH CENTRE	33	88%	*	-
11X	NHS SOMERSET CCG	L85019	HARLEY HOUSE SURGERY	77	83%	17%	-
11X	NHS SOMERSET CCG	L85020	ST.LUKES SURGERY	61	84%	15%	*
11X	NHS SOMERSET CCG	L85021	COLLEGE WAY SURGERY	88	86%	14%	-
11X	NHS SOMERSET CCG	L85022	HENDFORD LODGE MED CENTRE	110	79%	20%	*
11X	NHS SOMERSET CCG	L85023	ST.JAMES MEDICAL CENTRE	165	87%	13%	-
11X	NHS SOMERSET CCG	L85024	QUARRY GROUND SURGERY	29	76%	24%	-
11X	NHS SOMERSET CCG	L85025	CRANLEIGH GARDENS MEDICAL CENTRE	137	79%	21%	-
11X	NHS SOMERSET CCG	L85026	HAMDON MEDICAL CENTRE	41	83%	15%	*
11X	NHS SOMERSET CCG	L85027	WINCANTON HEALTH CENTRE	94	82%	18%	-
11X	NHS SOMERSET CCG	L85028	SPRINGMEAD SURGERY	47	83%	17%	-
11X	NHS SOMERSET CCG	L85029	VINE SURGERY	101	83%	17%	-
11X	NHS SOMERSET CCG	L85030	ESSEX HOUSE MEDICAL CTR.	97	80%	19%	*
11X	NHS SOMERSET CCG	L85031	THE SURGERY	43	91%	*	*
11X	NHS SOMERSET CCG	L85032	THE BRUTON SURGERY	36	92%	*	-
11X	NHS SOMERSET CCG	L85033	THE SURGERY	80	86%	14%	-
11X	NHS SOMERSET CCG	L85034	WELLS CITY PRACTICE	49	86%	14%	-
11X	NHS SOMERSET CCG	L85035	EAST QUAY MEDICAL CENTRE	192	80%	20%	-
11X	NHS SOMERSET CCG	L85036	THE SURGERY	60	85%	15%	-
11X	NHS SOMERSET CCG	L85037	THE HEALTH CENTRE	22	91%	*	-
11X	NHS SOMERSET CCG	L85038	LISTER HOUSE SURGERY	41	90%	*	-
11X	NHS SOMERSET CCG	L85039	THE GLASTONBURY SURGERY	78	85%	15%	-
11X	NHS SOMERSET CCG	L85040	MILLBROOK SURGERY	48	81%	19%	-
11X	NHS SOMERSET CCG	L85041	IRNHAM LODGE SURGERY	63	84%	16%	-
11X	NHS SOMERSET CCG	L85042	TAUNTON ROAD MEDICAL CTR.	184	81%	18%	*
11X	NHS SOMERSET CCG	L85043	THE PARK MEDICAL PRACTICE	106	84%	16%	-
11X	NHS SOMERSET CCG	L85044	QUEEN CAMEL HEALTH CENTRE	33	94%	*	-
11X	NHS SOMERSET CCG	L85045	WESTLAKE SURGERY	24	92%	*	-
11X	NHS SOMERSET CCG	L85046	MENDIP COUNTRY PRACTICE	42	83%	17%	-
11X	NHS SOMERSET CCG	L85047	GLASTONBURY HEALTH CENTRE	49	92%	*	-
11X	NHS SOMERSET CCG	L85048	RYALLS PARK MEDICAL CTR	78	68%	32%	-
11X	NHS SOMERSET CCG	L85050	LUSON SURGERY	49	84%	16%	-
11X	NHS SOMERSET CCG	L85051	REDGATE MEDICAL CENTRE	103	73%	27%	-
11X	NHS SOMERSET CCG	L85052	WARWICK HOUSE MEDICAL CTR	53	87%	13%	-
11X	NHS SOMERSET CCG	L85053	GROVE HOUSE SURGERY	62	82%	18%	-
11X	NHS SOMERSET CCG	L85054	SUMMERVALE SURGERY	66	79%	20%	*
11X	NHS SOMERSET CCG	L85055	AXBRIDGE SURGERY	48	90%	*	-
11X	NHS SOMERSET CCG	L85056	THE SURGERY	47	74%	26%	-
11X	NHS SOMERSET CCG	L85059	*DORMANT*WELLINGTON (B)WELLING	*	*	*	-
11X	NHS SOMERSET CCG	L85060	VINE SURGERY	48	83%	17%	-
11X	NHS SOMERSET CCG	L85061	THE MEADOWS SURGERY	38	76%	24%	-
11X	NHS SOMERSET CCG	L85062	LYNGFORD PARK SURGERY	67	78%	22%	-
11X	NHS SOMERSET CCG	L85064	OAKLANDS SURGERY	51	69%	31%	-
11X	NHS SOMERSET CCG	L85065	THE SURGERY	12	83%	*	-
11X	NHS SOMERSET CCG	L85066	ILCHESTER SURGERY	65	88%	12%	-
11X	NHS SOMERSET CCG	L85601	BRENT AREA MEDICAL CENTRE	11	100%	-	-

Table 9 : Breastfeeding initiation, by GP Practice, CCG, Area Team 2013/14 - Annual

Source: NHS England

Crown Copyright © 2014



Code	CCG Name	Code	GP Practice name	Number of maternities	Percentage mothers Initiating Breastfeeding	Percentage mothers not Initiating Breastfeeding	Percentage mothers with no known status
11X	NHS SOMERSET CCG	L85602	BRENDON HILLS SURGERY	14	100%	-	-
11X	NHS SOMERSET CCG	L85607	SOMERSET BRIDGE MEDICAL CENTRE	64	83%	17%	-
11X	NHS SOMERSET CCG	L85608	THE MEDICAL CENTRE	8	100%	-	-
11X	NHS SOMERSET CCG	L85609	CREECH MEDICAL CENTRE	29	86%	*	-
11X	NHS SOMERSET CCG	L85611	OAKHILL SURGERY	22	82%	*	-
11X	NHS SOMERSET CCG	L85612	VICTORIA PARK MEDICAL CENTRE	51	71%	29%	-
11X	NHS SOMERSET CCG	L85616	VICTORIA GATE SURGERY	59	85%	15%	-
11X	NHS SOMERSET CCG	L85619	TAWSTOCK MEDICAL CENTRE	48	77%	23%	-
11X	NHS SOMERSET CCG	L85620	WEST ONE SURGERY	9	78%	*	-
11X	NHS SOMERSET CCG	L85624	CHURCH VIEW SURGERY	14	100%	-	-
11X	NHS SOMERSET CCG	Y00189	ABBAY MANOR PARK SURGERY	50	86%	14%	-
11X	NHS SOMERSET CCG	Y01163	WESTLAKE SURGERY	11	100%	-	-
11X	NHS SOMERSET CCG	Y02778	NHS YEOVIL HEALTH CENTRE 37 MI	93	86%	14%	-
12A	NHS SOUTH GLOUCESTERSHIRE CCG	L81014	FROME VALLEY MEDICAL CTR.	14	86%	*	*
12A	NHS SOUTH GLOUCESTERSHIRE CCG	L81018	THORNBURY HEALTH CENTRE	50	74%	22%	*
12A	NHS SOUTH GLOUCESTERSHIRE CCG	L81019	THE STOKES MEDICAL CENTRE	137	78%	18%	4%
12A	NHS SOUTH GLOUCESTERSHIRE CCG	L81024	COURTSIDE SURGERY	128	73%	22%	5%
12A	NHS SOUTH GLOUCESTERSHIRE CCG	L81026	CHRISTCHURCH FAM MED CTR	89	75%	22%	*
12A	NHS SOUTH GLOUCESTERSHIRE CCG	L81028	NORTHVILLE FAMILY PRACT.	57	79%	19%	*
12A	NHS SOUTH GLOUCESTERSHIRE CCG	L81029	THE NEW SURGERY	76	91%	8%	*
12A	NHS SOUTH GLOUCESTERSHIRE CCG	L81036	CONISTON MEDICAL PRACTICE	92	67%	28%	*
12A	NHS SOUTH GLOUCESTERSHIRE CCG	L81042	KENNEDY WAY SURGERY	30	67%	30%	*
12A	NHS SOUTH GLOUCESTERSHIRE CCG	L81046	LEAP VALLEY SURGERY	53	75%	23%	*
12A	NHS SOUTH GLOUCESTERSHIRE CCG	L81047	WEST WALK SURGERY	96	83%	13%	*
12A	NHS SOUTH GLOUCESTERSHIRE CCG	L81050	CLOSE FARM SURGERY	69	70%	19%	12%
12A	NHS SOUTH GLOUCESTERSHIRE CCG	L81052	THE WILLOW SURGERY	124	75%	18%	7%
12A	NHS SOUTH GLOUCESTERSHIRE CCG	L81055	ORCHARD MEDICAL CENTRE	143	76%	20%	4%
12A	NHS SOUTH GLOUCESTERSHIRE CCG	L81063	KINGSWOOD HEALTH CENTRE	123	71%	24%	5%
12A	NHS SOUTH GLOUCESTERSHIRE CCG	L81079	HANHAM HEALTH	128	85%	13%	*
12A	NHS SOUTH GLOUCESTERSHIRE CCG	L81103	THE SURGERY	50	62%	26%	12%
12A	NHS SOUTH GLOUCESTERSHIRE CCG	L81106	THORNBURY HEALTH CENTRE	24	83%	*	*
12A	NHS SOUTH GLOUCESTERSHIRE CCG	L81117	THE SURGERY	36	92%	*	-
12A	NHS SOUTH GLOUCESTERSHIRE CCG	L81118	STOKE GIFFORD MEDICAL CTR	127	81%	17%	*
12A	NHS SOUTH GLOUCESTERSHIRE CCG	L81127	ALMONDSBURY SURGERY	32	81%	*	*
12A	NHS SOUTH GLOUCESTERSHIRE CCG	L81130	THE PARK MEDICAL PRACTICE	63	81%	16%	*
12A	NHS SOUTH GLOUCESTERSHIRE CCG	L81134	THE OAKS MEDICAL PRACTICE	48	73%	19%	*
12A	NHS SOUTH GLOUCESTERSHIRE CCG	L81632	BLACKHORSE MEDICAL CTR.	114	87%	9%	*
12A	NHS SOUTH GLOUCESTERSHIRE CCG	L81642	WELLINGTON ROAD FAMILY PRACTICE	11	82%	*	-
12A	NHS SOUTH GLOUCESTERSHIRE CCG	L81649	BRADLEY STOKE SURGERY	104	88%	11%	*
13H	BRISTOL, NORTH SOMERSET, SOMERSET	L85625	GLASTONBURY FESTIVAL MEDICAL SERVICES	*	*	-	-

Table 9 : Breastfeeding initiation, by GP Practice, CCG, Area Team 2013/14 - Annual

Source: NHS England

Crown Copyright © 2014



Code	CCG Name	Code	GP Practice name	Number of maternities	Percentage mothers Initiating Breastfeeding	Percentage mothers not Initiating Breastfeeding	Percentage mothers with no known status
11N	NHS KERNOW CCG	L82001	THE LANDER MEDICAL PRACTICE	185	69%	26%	5%
11N	NHS KERNOW CCG	L82002	HOMECROFT SURGERY	65	72%	26%	*
11N	NHS KERNOW CCG	L82003	THE SURGERY	70	69%	23%	9%
11N	NHS KERNOW CCG	L82004	WADEBRIDGE AND CAMEL	46	70%	24%	*
11N	NHS KERNOW CCG	L82006	THE PENRYN SURGERY	151	65%	22%	13%
11N	NHS KERNOW CCG	L82007	THE MEDICAL CENTRE	28	71%	21%	*
11N	NHS KERNOW CCG	L82008	THE MEDICAL CENTRE	118	74%	10%	16%
11N	NHS KERNOW CCG	L82009	CARNEWATER PRACTICE	142	64%	31%	5%
11N	NHS KERNOW CCG	L82010	STILLMOOR HOUSE	122	57%	33%	10%
11N	NHS KERNOW CCG	L82011	BRANNEL SURGERY	49	61%	37%	*
11N	NHS KERNOW CCG	L82012	THE HEALTH CENTRE	139	83%	16%	*
11N	NHS KERNOW CCG	L82013	PERRANPORTH SURGERY	61	79%	18%	*
11N	NHS KERNOW CCG	L82014	TREVITHICK SURGERY	46	50%	41%	*
11N	NHS KERNOW CCG	L82015	THE HEALTH CENTRE	52	77%	19%	*
11N	NHS KERNOW CCG	L82016	OAKTREE SURGERY	87	91%	9%	-
11N	NHS KERNOW CCG	L82017	THE HEALTH CENTRE	25	76%	*	*
11N	NHS KERNOW CCG	L82018	HELSTON MEDICAL CENTRE	154	77%	19%	4%
11N	NHS KERNOW CCG	L82019	THE PARK MEDICAL CENTRE	76	58%	34%	8%
11N	NHS KERNOW CCG	L82021	ALVERTON PRACTICE	51	67%	29%	*
11N	NHS KERNOW CCG	L82022	THE HEALTH CENTRE	44	77%	23%	-
11N	NHS KERNOW CCG	L82023	THE SURGERY	195	73%	24%	3%
11N	NHS KERNOW CCG	L82024	CLINTON ROAD SURGERY	44	68%	27%	*
11N	NHS KERNOW CCG	L82025	THE SURGERY	41	88%	*	-
11N	NHS KERNOW CCG	L82026	MIDDLEWAY SURGERY	57	58%	42%	-
11N	NHS KERNOW CCG	L82028	THE THREE SPIRES MEDICAL PRACTICE	148	73%	23%	4%
11N	NHS KERNOW CCG	L82029	NARROWCLIFF SURGERY	102	68%	26%	6%
11N	NHS KERNOW CCG	L82030	LAUNCESTON MEDICAL CENTRE	166	70%	19%	11%
11N	NHS KERNOW CCG	L82035	FOWEY RIVER PRACTICE	53	70%	26%	*
11N	NHS KERNOW CCG	L82036	BODRIGGY HEALTH CENTRE	109	63%	24%	13%
11N	NHS KERNOW CCG	L82037	THE HEALTH CENTRE	18	89%	*	-
11N	NHS KERNOW CCG	L82038	CAPE CORNWALL SURGERY	31	74%	*	*
11N	NHS KERNOW CCG	L82039	LOSTWITHIEL SURGERY	37	84%	*	*
11N	NHS KERNOW CCG	L82040	WOODLAND ROAD SURGERY	84	51%	40%	8%
11N	NHS KERNOW CCG	L82041	POOL HEALTH CENTRE	167	57%	36%	7%
11N	NHS KERNOW CCG	L82042	THE MANOR SURGERY	94	64%	29%	7%
11N	NHS KERNOW CCG	L82043	QUAY LANE SURGERY	26	96%	*	-
11N	NHS KERNOW CCG	L82044	VEOR SURGERY	78	56%	44%	-
11N	NHS KERNOW CCG	L82045	THE SURGERY	76	76%	21%	*
11N	NHS KERNOW CCG	L82046	SALTASH HEALTH CENTRE	121	74%	25%	*
11N	NHS KERNOW CCG	L82047	MARAZION SURGERY	44	70%	20%	*
11N	NHS KERNOW CCG	L82048	THE SURGERY	26	81%	*	*
11N	NHS KERNOW CCG	L82049	THE FALMOUTH HEALTH CENTRE	94	71%	23%	*
11N	NHS KERNOW CCG	L82050	ROSEDEAN SURGERY	85	85%	14%	*
11N	NHS KERNOW CCG	L82051	THE CLAYS PRACTICE	129	64%	27%	9%
11N	NHS KERNOW CCG	L82052	TRESCOBELAS SURGERY	97	71%	22%	7%
11N	NHS KERNOW CCG	L82053	PENALVERNE SURGERY	49	53%	39%	*
11N	NHS KERNOW CCG	L82054	ST.AGNES SURGERY	76	93%	*	*
11N	NHS KERNOW CCG	L82055	POLKYTH SURGERY	109	65%	30%	*
11N	NHS KERNOW CCG	L82056	MULLION & CONSTANTINE GROUP PRACTICE	52	75%	12%	13%
11N	NHS KERNOW CCG	L82057	ST KEVERNE HEALTH CENTRE	22	68%	*	*
11N	NHS KERNOW CCG	L82058	BOTTREAU SURGERY	48	83%	17%	-
11N	NHS KERNOW CCG	L82059	100 MENEAGE STREET	80	68%	28%	*
11N	NHS KERNOW CCG	L82061	THE SURGERY	32	81%	*	*
11N	NHS KERNOW CCG	L82066	PORT VIEW SURGERY	57	86%	14%	-
11N	NHS KERNOW CCG	L82068	THE SURGERY	49	86%	*	*
11N	NHS KERNOW CCG	L82070	SUNNYSIDE SURGERY	50	72%	20%	*
11N	NHS KERNOW CCG	L82611	WHEAL NORTHEY SURGERY	111	79%	15%	5%
11N	NHS KERNOW CCG	L82617	PHOENIX SURGERY	78	51%	38%	10%

Table 9 : Breastfeeding initiation, by GP Practice, CCG, Area Team 2013/14 - Annual

Source: NHS England

Crown Copyright © 2014



Code	CCG Name	Code	GP Practice name	Number of maternities	Percentage mothers Initiating Breastfeeding	Percentage mothers not Initiating Breastfeeding	Percentage mothers with no known status
11N	NHS KERNOW CCG	L82618	THE MEDICAL CENTRE	26	69%	31%	-
11N	NHS KERNOW CCG	L82620	HARRIS MEMORIAL SURGERY	47	70%	19%	*
11N	NHS KERNOW CCG	L82621	THE SURGERY	30	93%	*	-
11N	NHS KERNOW CCG	L82622	THE WESTOVER SURGERY	59	69%	19%	12%
11N	NHS KERNOW CCG	Y00969	THE RAME GROUP PRACTICE	84	76%	21%	*
11N	NHS KERNOW CCG	Y01050	ROSEMELLYN SURGERY	94	61%	28%	12%
11N	NHS KERNOW CCG	Y01051	MORRAB SURGERY	44	57%	34%	*
11N	NHS KERNOW CCG	Y01127	THE BUDE SURGERY	30	57%	*	30%
11N	NHS KERNOW CCG	Y01922	THE STENNACK SURGERY	98	70%	27%	*
11N	NHS KERNOW CCG	Y02517	NEWQUAY HEALTH CTR	211	77%	18%	5%
11N	NHS KERNOW CCG	Y02596	CARDREW HEALTH CENTRE	63	60%	37%	*
99P	NHS NORTH, EAST, WEST DEVON CCG	L83002	HONITON SURGERY	145	74%	23%	*
99P	NHS NORTH, EAST, WEST DEVON CCG	L83003	QUEENS MEDICAL CENTRE	71	68%	28%	*
99P	NHS NORTH, EAST, WEST DEVON CCG	L83006	ERNESETTLE GREEN SURGERY	129	57%	41%	*
99P	NHS NORTH, EAST, WEST DEVON CCG	L83007	SEATON & COLYTON MED.PRACT	35	69%	31%	-
99P	NHS NORTH, EAST, WEST DEVON CCG	L83008	PATHFIELDS PRACTICE	113	61%	38%	*
99P	NHS NORTH, EAST, WEST DEVON CCG	L83009	THE SURGERY	27	96%	*	-
99P	NHS NORTH, EAST, WEST DEVON CCG	L83011	BUDLEIGH SALTERTON PRACT	54	87%	*	*
99P	NHS NORTH, EAST, WEST DEVON CCG	L83012	THE NEW SURGERY	18	89%	*	-
99P	NHS NORTH, EAST, WEST DEVON CCG	L83015	OAKSIDE SURGERY	80	54%	45%	*
99P	NHS NORTH, EAST, WEST DEVON CCG	L83016	ST.THOMAS MEDICAL GROUP	240	78%	21%	*
99P	NHS NORTH, EAST, WEST DEVON CCG	L83017	WATERSIDE PRIMARY CARE	98	78%	20%	*
99P	NHS NORTH, EAST, WEST DEVON CCG	L83018	BEAUMONT VILLA SURGERY	101	88%	12%	-
99P	NHS NORTH, EAST, WEST DEVON CCG	L83019	ELM SURGERY	61	79%	21%	-
99P	NHS NORTH, EAST, WEST DEVON CCG	L83020	THE AXMINSTER MED PRACT	82	83%	15%	*
99P	NHS NORTH, EAST, WEST DEVON CCG	L83021	DEAN CROSS SURGERY	89	76%	24%	-
99P	NHS NORTH, EAST, WEST DEVON CCG	L83023	MID DEVON MEDICAL PRACTICE	17	94%	-	*
99P	NHS NORTH, EAST, WEST DEVON CCG	L83024	BARNFIELD HILL SURGERY	84	85%	15%	-
99P	NHS NORTH, EAST, WEST DEVON CCG	L83025	WALLINGBROOK HEALTH CTR	54	87%	*	*
99P	NHS NORTH, EAST, WEST DEVON CCG	L83026	TORRINGTON HEALTH CENTRE	40	80%	15%	*
99P	NHS NORTH, EAST, WEST DEVON CCG	L83028	ST NEOTS SURGERY	121	63%	36%	*
99P	NHS NORTH, EAST, WEST DEVON CCG	L83030	NORTH ROAD WEST MED.CTR.	107	74%	26%	-
99P	NHS NORTH, EAST, WEST DEVON CCG	L83035	LITCHDON PRACTICE	132	75%	21%	*
99P	NHS NORTH, EAST, WEST DEVON CCG	L83036	TOPSHAM SURGERY	105	73%	26%	*
99P	NHS NORTH, EAST, WEST DEVON CCG	L83037	CHARD ROAD SURGERY	104	65%	35%	-
99P	NHS NORTH, EAST, WEST DEVON CCG	L83038	TAVYSIDE HEALTH CENTRE	54	93%	*	-
99P	NHS NORTH, EAST, WEST DEVON CCG	L83039	2 BAMPFYLDE WAY	80	59%	41%	-
99P	NHS NORTH, EAST, WEST DEVON CCG	L83040	THE PINHOE SURGERY	110	82%	17%	*
99P	NHS NORTH, EAST, WEST DEVON CCG	L83041	THE WESTBANK PRACTICE	76	84%	16%	-
99P	NHS NORTH, EAST, WEST DEVON CCG	L83042	ST LEONARDS PRACTICE	107	81%	17%	*
99P	NHS NORTH, EAST, WEST DEVON CCG	L83044	THE BLACKDOWN PRACTICE	62	85%	13%	*
99P	NHS NORTH, EAST, WEST DEVON CCG	L83047	EAST STREET SURGERY	50	80%	14%	*
99P	NHS NORTH, EAST, WEST DEVON CCG	L83048	ROBOROUGH SURGERY	111	78%	22%	-
99P	NHS NORTH, EAST, WEST DEVON CCG	L83049	THE HEALTH CENTRE	11	73%	*	-
99P	NHS NORTH, EAST, WEST DEVON CCG	L83050	NORTHAM SURGERY	93	73%	20%	6%
99P	NHS NORTH, EAST, WEST DEVON CCG	L83052	CASTLE PLACE PRACTICE	159	69%	28%	*
99P	NHS NORTH, EAST, WEST DEVON CCG	L83053	ROLLE MEDICAL PARTNERSHIP	137	75%	23%	*
99P	NHS NORTH, EAST, WEST DEVON CCG	L83054	TOWNSEND HOUSE	36	83%	17%	-
99P	NHS NORTH, EAST, WEST DEVON CCG	L83056	CLAREMONT MED PRACTICE	85	66%	32%	*
99P	NHS NORTH, EAST, WEST DEVON CCG	L83057	FREMINGTON MEDICAL CENTRE	33	82%	18%	-
99P	NHS NORTH, EAST, WEST DEVON CCG	L83058	SOUTHERNHAY HOUSE SURGERY	91	74%	23%	*
99P	NHS NORTH, EAST, WEST DEVON CCG	L83059	THE NORTON BROOK MED.CTR.	48	83%	17%	-
99P	NHS NORTH, EAST, WEST DEVON CCG	L83061	THE MANNAMEAD SURGERY	88	75%	20%	*
99P	NHS NORTH, EAST, WEST DEVON CCG	L83064	CHURCH VIEW SURGERY	107	79%	19%	*
99P	NHS NORTH, EAST, WEST DEVON CCG	L83065	CHIDDENBROOK SURGERY	70	70%	29%	*
99P	NHS NORTH, EAST, WEST DEVON CCG	L83066	MOUNT PLEASANT HEALTH CTR	204	75%	22%	*
99P	NHS NORTH, EAST, WEST DEVON CCG	L83067	SIDMOUTH HEALTH CENTRE	97	72%	23%	*
99P	NHS NORTH, EAST, WEST DEVON CCG	L83068	THE HEALTH CENTRE	17	94%	*	-

Table 9 : Breastfeeding initiation, by GP Practice, CCG, Area Team 2013/14 - Annual

Source: NHS England

Crown Copyright © 2014



Code	CCG Name	Code	GP Practice name	Number of maternities	Percentage mothers Initiating Breastfeeding	Percentage mothers not Initiating Breastfeeding	Percentage mothers with no known status
99P	NHS NORTH, EAST, WEST DEVON CCG	L83069	HOLSWORTHY DOCTORS	86	78%	20%	*
99P	NHS NORTH, EAST, WEST DEVON CCG	L83071	STOKE SURGERY	122	62%	36%	*
99P	NHS NORTH, EAST, WEST DEVON CCG	L83072	FRIARY HOUSE SURGERY	157	75%	25%	*
99P	NHS NORTH, EAST, WEST DEVON CCG	L83073	BRANNAM MEDICAL CENTRE	145	83%	17%	*
99P	NHS NORTH, EAST, WEST DEVON CCG	L83074	STIRLING ROAD SURGERY	178	70%	29%	*
99P	NHS NORTH, EAST, WEST DEVON CCG	L83075	THE HEALTH CENTRE	37	95%	*	-
99P	NHS NORTH, EAST, WEST DEVON CCG	L83076	CATTEDOWN PRIMARY CARE CTR	61	74%	26%	-
99P	NHS NORTH, EAST, WEST DEVON CCG	L83077	THE HEAVITREE PRACTICE	95	74%	26%	-
99P	NHS NORTH, EAST, WEST DEVON CCG	L83079	IDE LANE SURGERY	75	81%	19%	-
99P	NHS NORTH, EAST, WEST DEVON CCG	L83080	ARMADA SURGERY	35	69%	23%	*
99P	NHS NORTH, EAST, WEST DEVON CCG	L83081	YEALM MEDICAL CENTRE	35	91%	*	*
99P	NHS NORTH, EAST, WEST DEVON CCG	L83082	THE HEALTH CENTRE	24	92%	*	*
99P	NHS NORTH, EAST, WEST DEVON CCG	L83083	BIDEFORD MEDICAL CENTRE	178	79%	18%	3%
99P	NHS NORTH, EAST, WEST DEVON CCG	L83084	THE SOUTH LAWN MED CTR	56	75%	21%	*
99P	NHS NORTH, EAST, WEST DEVON CCG	L83085	CLARE HOUSE	94	67%	29%	*
99P	NHS NORTH, EAST, WEST DEVON CCG	L83086	THE HEALTH CENTRE	22	100%	-	-
99P	NHS NORTH, EAST, WEST DEVON CCG	L83087	OKEHAMPTON MEDICAL CENTRE	131	86%	13%	*
99P	NHS NORTH, EAST, WEST DEVON CCG	L83088	REDFERN HEALTH CENTRE	25	92%	*	-
99P	NHS NORTH, EAST, WEST DEVON CCG	L83089	KNOWLE HOUSE SURGERY	146	71%	28%	*
99P	NHS NORTH, EAST, WEST DEVON CCG	L83092	COLLEGE SURGERY	173	76%	21%	*
99P	NHS NORTH, EAST, WEST DEVON CCG	L83093	THE RIDGEWAY PRACTICE	137	79%	20%	*
99P	NHS NORTH, EAST, WEST DEVON CCG	L83095	COLERIDGE MEDICAL CENTRE	81	81%	19%	-
99P	NHS NORTH, EAST, WEST DEVON CCG	L83096	WARWICK PRACTICE	91	78%	19%	*
99P	NHS NORTH, EAST, WEST DEVON CCG	L83097	CAEN MEDICAL CENTRE	137	82%	13%	5%
99P	NHS NORTH, EAST, WEST DEVON CCG	L83098	THE SURGERY	34	94%	*	*
99P	NHS NORTH, EAST, WEST DEVON CCG	L83099	ISCA MEDICAL PRACTICE	41	76%	24%	-
99P	NHS NORTH, EAST, WEST DEVON CCG	L83100	THE IVYBRIDGE HEALTH CTRE	97	80%	19%	*
99P	NHS NORTH, EAST, WEST DEVON CCG	L83101	ABBEY SURGERY	121	86%	13%	*
99P	NHS NORTH, EAST, WEST DEVON CCG	L83102	THE SURGERY	47	85%	15%	-
99P	NHS NORTH, EAST, WEST DEVON CCG	L83105	CASTLE GARDENS SURGERY	62	76%	21%	*
99P	NHS NORTH, EAST, WEST DEVON CCG	L83106	THE WOODA SURGERY	98	72%	24%	*
99P	NHS NORTH, EAST, WEST DEVON CCG	L83107	CROWNHILL SURGERY	58	64%	33%	*
99P	NHS NORTH, EAST, WEST DEVON CCG	L83109	THE SURGERY	14	86%	*	-
99P	NHS NORTH, EAST, WEST DEVON CCG	L83112	WEST HOE SURGERY	52	73%	25%	*
99P	NHS NORTH, EAST, WEST DEVON CCG	L83113	BUDSHEAD HEALTH CENTRE	89	70%	30%	-
99P	NHS NORTH, EAST, WEST DEVON CCG	L83115	378 PINHOE ROAD	41	80%	17%	*
99P	NHS NORTH, EAST, WEST DEVON CCG	L83116	THE SURGERY	34	85%	*	-
99P	NHS NORTH, EAST, WEST DEVON CCG	L83117	34 FORD PARK ROAD	6	100%	-	-
99P	NHS NORTH, EAST, WEST DEVON CCG	L83121	BEECH HOUSE	17	82%	*	-
99P	NHS NORTH, EAST, WEST DEVON CCG	L83123	TOTHILL SURGERY	22	95%	*	-
99P	NHS NORTH, EAST, WEST DEVON CCG	L83125	BARTON	19	74%	*	-
99P	NHS NORTH, EAST, WEST DEVON CCG	L83127	THE NEWCOMBES SURGERY	89	76%	22%	*
99P	NHS NORTH, EAST, WEST DEVON CCG	L83128	BRAMBLEHAIES SURGERY	62	82%	16%	*
99P	NHS NORTH, EAST, WEST DEVON CCG	L83129	66 THE SQUARE	22	77%	*	*
99P	NHS NORTH, EAST, WEST DEVON CCG	L83132	COLLINGS PARK MEDICAL CTR	*	-	*	-
99P	NHS NORTH, EAST, WEST DEVON CCG	L83133	PLYM RIVER PRACTICE	58	88%	12%	-
99P	NHS NORTH, EAST, WEST DEVON CCG	L83134	WYNDHAM HOUSE SURGERY	24	96%	*	-
99P	NHS NORTH, EAST, WEST DEVON CCG	L83136	HALDON HOUSE SURGERY	59	68%	31%	*
99P	NHS NORTH, EAST, WEST DEVON CCG	L83137	SOUTH MOLTON HEALTH CTRE	64	84%	13%	*
99P	NHS NORTH, EAST, WEST DEVON CCG	L83138	GLENSIDE MEDICAL CENTRE	62	77%	23%	-
99P	NHS NORTH, EAST, WEST DEVON CCG	L83139	BOUTPORT MEDICAL CENTRE	71	69%	27%	*
99P	NHS NORTH, EAST, WEST DEVON CCG	L83143	HILL BARTON SURGERY	50	80%	20%	-
99P	NHS NORTH, EAST, WEST DEVON CCG	L83144	ESTOVER HEALTH CENTRE	18	72%	*	-
99P	NHS NORTH, EAST, WEST DEVON CCG	L83147	LISSEON GROVE & WOOLWELL MEDICAL CTR.	93	75%	25%	-
99P	NHS NORTH, EAST, WEST DEVON CCG	L83608	LIFTON SURGERY	30	73%	23%	*
99P	NHS NORTH, EAST, WEST DEVON CCG	L83613	THE SURGERY	11	91%	*	-
99P	NHS NORTH, EAST, WEST DEVON CCG	L83616	SAMPFORD PEVERELL SURGERY	10	80%	*	-
99P	NHS NORTH, EAST, WEST DEVON CCG	L83624	MARLBOROUGH ST SURGERY	95	60%	39%	*

Table 9 : Breastfeeding initiation, by GP Practice, CCG, Area Team 2013/14 - Annual

Source: NHS England

Crown Copyright © 2014



Code	CCG Name	Code	GP Practice name	Number of maternities	Percentage mothers Initiating Breastfeeding	Percentage mothers not Initiating Breastfeeding	Percentage mothers with no known status
99P	NHS NORTH, EAST, WEST DEVON CCG	L83626	218 SALTASH ROAD	22	77%	*	-
99P	NHS NORTH, EAST, WEST DEVON CCG	L83627	RALEIGH SURGERY	36	75%	25%	-
99P	NHS NORTH, EAST, WEST DEVON CCG	L83628	IMPERIAL SURGERY	54	63%	35%	*
99P	NHS NORTH, EAST, WEST DEVON CCG	L83631	HOMEFIELD SURGERY	*	*	*	-
99P	NHS NORTH, EAST, WEST DEVON CCG	L83633	DEVONSHIRE HOUSE	26	100%	-	-
99P	NHS NORTH, EAST, WEST DEVON CCG	L83639	THE SURGERY	22	91%	*	-
99P	NHS NORTH, EAST, WEST DEVON CCG	L83642	ESTOVER SURGERY	12	83%	*	-
99P	NHS NORTH, EAST, WEST DEVON CCG	L83643	FREEDOM HEALTH CENTRE	23	65%	35%	-
99P	NHS NORTH, EAST, WEST DEVON CCG	L83644	HIGHLANDS HEALTH CENTRE	31	87%	*	*
99P	NHS NORTH, EAST, WEST DEVON CCG	L83646	ST LEVEN SURGERY	95	69%	28%	*
99P	NHS NORTH, EAST, WEST DEVON CCG	L83647	HATHERLEIGH MEDICAL CTR	18	72%	*	*
99P	NHS NORTH, EAST, WEST DEVON CCG	L83648	PEVERELL PARK SURGERY	139	83%	17%	-
99P	NHS NORTH, EAST, WEST DEVON CCG	L83651	20 ADELAIDE STREET	25	56%	44%	-
99P	NHS NORTH, EAST, WEST DEVON CCG	L83655	WONFORD GREEN SURGERY	86	48%	50%	*
99P	NHS NORTH, EAST, WEST DEVON CCG	L83658	HYDE PARK SURGERY	35	80%	*	*
99P	NHS NORTH, EAST, WEST DEVON CCG	L83663	BLAKE HOUSE	11	82%	*	-
99P	NHS NORTH, EAST, WEST DEVON CCG	L83664	ST.BARNABAS SURGERY	7	100%	-	-
99P	NHS NORTH, EAST, WEST DEVON CCG	L83673	THE CLOCK TOWER SURGERY	*	*	*	-
99P	NHS NORTH, EAST, WEST DEVON CCG	Y00304	OKEMENT PRIMARY CARE CTR	*	*	*	-
99P	NHS NORTH, EAST, WEST DEVON CCG	Y00568	117 EXWICK ROAD	16	63%	38%	-
99P	NHS NORTH, EAST, WEST DEVON CCG	Y02121	DR SEAMARK & PARTNERS	*	*	-	-
99P	NHS NORTH, EAST, WEST DEVON CCG	Y02633	BOW MEDICAL PRACTICE	*	*	-	-
99Q	NHS SOUTH DEVON AND TORBAY CCG	L83004	THE SURGERY	16	69%	*	-
99Q	NHS SOUTH DEVON AND TORBAY CCG	L83005	THE BARTON SURGERY	71	82%	18%	-
99Q	NHS SOUTH DEVON AND TORBAY CCG	L83010	THE SURGERY	7	*	*	-
99Q	NHS SOUTH DEVON AND TORBAY CCG	L83013	BRUNEL MEDICAL PRACTICE	*	*	*	-
99Q	NHS SOUTH DEVON AND TORBAY CCG	L83014	THE MAYFIELD MEDICAL CTR.	*	*	-	-
99Q	NHS SOUTH DEVON AND TORBAY CCG	L83022	TEIGNMOUTH MEDICAL PRACT	11	73%	*	*
99Q	NHS SOUTH DEVON AND TORBAY CCG	L83027	CROFT HALL MEDICAL CENTRE	28	82%	*	-
99Q	NHS SOUTH DEVON AND TORBAY CCG	L83029	SOUTHOVER MEDICAL PRACT	*	*	*	-
99Q	NHS SOUTH DEVON AND TORBAY CCG	L83031	THE HEALTH CENTRE	*	*	*	-
99Q	NHS SOUTH DEVON AND TORBAY CCG	L83032	BARTON SURGERY	*	*	-	-
99Q	NHS SOUTH DEVON AND TORBAY CCG	L83043	LEATSIDE SURGERY	6	100%	-	-
99Q	NHS SOUTH DEVON AND TORBAY CCG	L83045	RIVERSIDE SURGERY	44	84%	14%	*
99Q	NHS SOUTH DEVON AND TORBAY CCG	L83046	DEVON SQUARE SURGERY	*	*	-	*
99Q	NHS SOUTH DEVON AND TORBAY CCG	L83051	THE CRICKETFIELD SURGERY	*	*	-	-
99Q	NHS SOUTH DEVON AND TORBAY CCG	L83055	COMPASS HOUSE MED.CENTRES	*	*	-	-
99Q	NHS SOUTH DEVON AND TORBAY CCG	L83070	BUCKFASTLEIGH MEDICAL CTR	*	*	-	-
99Q	NHS SOUTH DEVON AND TORBAY CCG	L83078	ST.LUKES MEDICAL CENTRE	*	*	-	-
99Q	NHS SOUTH DEVON AND TORBAY CCG	L83094	DARTMOUTH MED. PRACTICE	*	*	-	-
99Q	NHS SOUTH DEVON AND TORBAY CCG	L83108	AABEY ROAD SURGERY	*	-	*	-
99Q	NHS SOUTH DEVON AND TORBAY CCG	L83111	CHILCOTE PRACTICE	*	*	-	-
99Q	NHS SOUTH DEVON AND TORBAY CCG	L83120	CHANNEL VIEW SURGERY	17	94%	*	-
99Q	NHS SOUTH DEVON AND TORBAY CCG	L83122	GROSVENOR ROAD SURGERY	*	*	-	-
99Q	NHS SOUTH DEVON AND TORBAY CCG	L83126	BISHOPS PLACE SURGERY	*	-	*	-
99Q	NHS SOUTH DEVON AND TORBAY CCG	L83145	RICHMOND HOUSE SURGERY	8	100%	-	-
99Q	NHS SOUTH DEVON AND TORBAY CCG	L83146	CATHERINE HOUSE SURGERY	*	*	-	-
99Q	NHS SOUTH DEVON AND TORBAY CCG	L83148	THE HEALTH CENTRE	7	100%	-	-
99Q	NHS SOUTH DEVON AND TORBAY CCG	L83657	GLENDDEVON MEDICAL CENTRE	8	88%	*	-
99Q	NHS SOUTH DEVON AND TORBAY CCG	L83666	1 RALEIGH ROAD	*	*	-	-

Table 9 : Breastfeeding initiation, by GP Practice, CCG, Area Team 2013/14 - Annual

Source: NHS England

Crown Copyright © 2014



Code	CCG Name	Code	GP Practice name	Number of maternities	Percentage mothers Initiating Breastfeeding	Percentage mothers not Initiating Breastfeeding	Percentage mothers with no known status
09C	NHS ASHFORD CCG	G82049	HOLLINGTON SURGERY	42	83%	17%	-
09C	NHS ASHFORD CCG	G82050	SYDENHAM HOUSE	152	70%	24%	6%
09C	NHS ASHFORD CCG	G82053	WOODCHURCH SURGERY	19	84%	*	*
09C	NHS ASHFORD CCG	G82080	WILLESBOROUGH HEALTH CTR.	156	76%	21%	*
09C	NHS ASHFORD CCG	G82087	NEW HAYESBANK SURGERY	195	72%	26%	*
09C	NHS ASHFORD CCG	G82094	CHARING SURGERY	67	81%	18%	*
09C	NHS ASHFORD CCG	G82114	IVY COURT	80	76%	20%	*
09C	NHS ASHFORD CCG	G82142	WYE SURGERY	61	69%	30%	*
09C	NHS ASHFORD CCG	G82186	HAMSTREET SURGERY	47	72%	17%	*
09C	NHS ASHFORD CCG	G82658	SELLINDGE SURGERY	22	68%	27%	*
09C	NHS ASHFORD CCG	G82688	SINGLETON SURGERY	61	72%	21%	*
09C	NHS ASHFORD CCG	G82712	SINGLETON MEDICAL CENTRE	55	65%	31%	*
09C	NHS ASHFORD CCG	G82730	KINGSNORTH MEDICAL PRACT.	154	79%	19%	*
09C	NHS ASHFORD CCG	G82735	ST STEPHENS HEALTH CENTRE	175	69%	28%	3%
09C	NHS ASHFORD CCG	G82748	MUSGROVE PARK MEDICAL	118	66%	31%	*
09E	NHS CANTERBURY AND COASTAL CCG	G82004	THE FAVERSHAM HEALTH CTR	52	65%	33%	*
09E	NHS CANTERBURY AND COASTAL CCG	G82012	COSSINGTON HOUSE	51	73%	24%	*
09E	NHS CANTERBURY AND COASTAL CCG	G82027	THE FAVERSHAM HEALTH CTR	76	55%	38%	*
09E	NHS CANTERBURY AND COASTAL CCG	G82029	THE COACH HOUSE SURGERY	35	46%	51%	*
09E	NHS CANTERBURY AND COASTAL CCG	G82039	NEWTON PLACE	122	69%	27%	*
09E	NHS CANTERBURY AND COASTAL CCG	G82040	*TO BE CONFIRMED DORMANT*49 LONDON ROAD	14	79%	*	-
09E	NHS CANTERBURY AND COASTAL CCG	G82060	NORTHGATE MEDICAL PRACT.	184	65%	30%	5%
09E	NHS CANTERBURY AND COASTAL CCG	G82061	CHARTHAM SURGERY	39	82%	*	*
09E	NHS CANTERBURY AND COASTAL CCG	G82063	THE MARKET PLACE SURGERY	56	59%	32%	*
09E	NHS CANTERBURY AND COASTAL CCG	G82071	WHITSTABLE HEALTH CENTRE	287	76%	17%	6%
09E	NHS CANTERBURY AND COASTAL CCG	G82082	STURRY SURGERY	152	74%	25%	*
09E	NHS CANTERBURY AND COASTAL CCG	G82090	ST.ANNE'S SURGERY	119	66%	34%	*
09E	NHS CANTERBURY AND COASTAL CCG	G82115	NEW DOVER ROAD SURGERY	86	72%	27%	*
09E	NHS CANTERBURY AND COASTAL CCG	G82119	THE PARK SURGERY	157	75%	23%	*
09E	NHS CANTERBURY AND COASTAL CCG	G82138	ASH SURGERY	37	59%	24%	16%
09E	NHS CANTERBURY AND COASTAL CCG	G82140	THE UNIVERSITY MED.CTR.	36	86%	*	*
09E	NHS CANTERBURY AND COASTAL CCG	G82148	7 THE BUTCHERY	26	77%	23%	-
09E	NHS CANTERBURY AND COASTAL CCG	G82179	BOUGHTON MEDICAL PRACTICE	11	82%	-	*
09E	NHS CANTERBURY AND COASTAL CCG	G82204	WILLIAM STREET SURGERY	38	68%	26%	*
09E	NHS CANTERBURY AND COASTAL CCG	G82228	BRIDGE HEALTH CENTRE	107	78%	18%	*
09E	NHS CANTERBURY AND COASTAL CCG	G82726	SADDLETON ROAD SURGERY	28	61%	36%	*
09E	NHS CANTERBURY AND COASTAL CCG	G82790	THE OLD SCHOOL SURGERY	52	75%	21%	*
09E	NHS CANTERBURY AND COASTAL CCG	G82802	CANTERBURY HEALTH CENTRE	51	86%	14%	-
09J	NHS DARTFORD, GRAVESHAM AND SWA	G82006	DARTFORD EAST HEALTH CTR.	237	66%	31%	3%
09J	NHS DARTFORD, GRAVESHAM AND SWA	G82021	THE SHRUBBERY & RIVERVIEW PARK SURGERIES	158	61%	37%	*
09J	NHS DARTFORD, GRAVESHAM AND SWA	G82028	THE CEDARS SURGERY	92	46%	54%	-
09J	NHS DARTFORD, GRAVESHAM AND SWA	G82032	PELHAM MEDICAL PRACTICE	185	64%	34%	*
09J	NHS DARTFORD, GRAVESHAM AND SWA	G82044	THE GATEWAY MEDICAL PRACTICE	95	43%	55%	*
09J	NHS DARTFORD, GRAVESHAM AND SWA	G82048	HORSMANS PLACE SURGERY	133	68%	31%	*
09J	NHS DARTFORD, GRAVESHAM AND SWA	G82056	THE ORCHARD PRACTICE	74	68%	31%	*
09J	NHS DARTFORD, GRAVESHAM AND SWA	G82062	PARROCK STREET SURGERY	38	68%	32%	-
09J	NHS DARTFORD, GRAVESHAM AND SWA	G82067	OLD ROAD WEST SURGERY	148	66%	32%	*
09J	NHS DARTFORD, GRAVESHAM AND SWA	G82073	MEOPHAM MEDICAL CENTRE	76	75%	22%	*
09J	NHS DARTFORD, GRAVESHAM AND SWA	G82088	DEVON ROAD SURGERY	64	77%	23%	-
09J	NHS DARTFORD, GRAVESHAM AND SWA	G82096	THE FORGE	36	69%	31%	-
09J	NHS DARTFORD, GRAVESHAM AND SWA	G82097	JUBILEE MEDICAL CENTRE	130	71%	25%	*
09J	NHS DARTFORD, GRAVESHAM AND SWA	G82122	SWANSCOMBE HEALTH CENTRE	207	61%	36%	3%
09J	NHS DARTFORD, GRAVESHAM AND SWA	G82124	WEST KINGSDOWN MED.CTR.	30	53%	37%	*
09J	NHS DARTFORD, GRAVESHAM AND SWA	G82143	LOWFIELD MEDICAL CENTRE	61	77%	21%	*
09J	NHS DARTFORD, GRAVESHAM AND SWA	G82156	IVY BOWER	49	78%	22%	-
09J	NHS DARTFORD, GRAVESHAM AND SWA	G82185	REDWOOD PRACTICE	94	72%	28%	-
09J	NHS DARTFORD, GRAVESHAM AND SWA	G82197	LAMORNA SURGERY	26	46%	54%	-
09J	NHS DARTFORD, GRAVESHAM AND SWA	G82206	JOYDENS WOOD MEDICAL PRACTICE	21	76%	*	-
09J	NHS DARTFORD, GRAVESHAM AND SWA	G82212	DARTFORD EAST HEALTH CTR.	83	70%	24%	*
09J	NHS DARTFORD, GRAVESHAM AND SWA	G82218	THE SURGERY	41	73%	24%	*
09J	NHS DARTFORD, GRAVESHAM AND SWA	G82221	ELMDENE	126	71%	27%	*
09J	NHS DARTFORD, GRAVESHAM AND SWA	G82225	THE OAKS	120	48%	48%	*
09J	NHS DARTFORD, GRAVESHAM AND SWA	G82639	MAPLE PRACTICE	51	67%	33%	-
09J	NHS DARTFORD, GRAVESHAM AND SWA	G82647	TEMPLE HILL SURGERY	112	71%	25%	*
09J	NHS DARTFORD, GRAVESHAM AND SWA	G82648	ROCHESTER ROAD SURGERY	44	75%	23%	*
09J	NHS DARTFORD, GRAVESHAM AND SWA	G82690	CHALK SURGERY	28	75%	25%	-
09J	NHS DARTFORD, GRAVESHAM AND SWA	G82710	THE SURGERY	37	35%	57%	*
09J	NHS DARTFORD, GRAVESHAM AND SWA	G82722	HEXTABLE SURGERY	33	67%	33%	-
09J	NHS DARTFORD, GRAVESHAM AND SWA	G82743	*DORMANT*	*	*	*	-
09J	NHS DARTFORD, GRAVESHAM AND SWA	G82780	GRAVESSEND MEDICAL CENTRE	179	68%	30%	*

Table 9 : Breastfeeding initiation, by GP Practice, CCG, Area Team 2013/14 - Annual

Source: NHS England

Crown Copyright © 2014



Code	CCG Name	Code	GP Practice name	Number of maternities	Percentage mothers Initiating Breastfeeding	Percentage mothers not Initiating Breastfeeding	Percentage mothers with no known status
09J	NHS DARTFORD, GRAVESHAM AND SWA	G82805	*TO BE CONFIRMED DORMANT*WEST KINGSDOWN	*	*	*	-
09J	NHS DARTFORD, GRAVESHAM AND SWA	G82808	OAKFIELD HEALTH CENTRE	99	39%	55%	6%
09J	NHS DARTFORD, GRAVESHAM AND SWA	G82809	DOWNS WAY MEDICAL PRACT	97	62%	33%	*
09J	NHS DARTFORD, GRAVESHAM AND SWA	Y02826	WHITE HORSE SURGERY & WALK IN CENTRE	212	65%	30%	5%
09W	NHS MEDWAY CCG	G82011	THE SUNLIGHT CENTRE	96	67%	33%	-
09W	NHS MEDWAY CCG	G82014	WOODLANDS MEDICAL PRACTICE	270	65%	34%	*
09W	NHS MEDWAY CCG	G82051	CITY WAY SURGERY	89	74%	26%	-
09W	NHS MEDWAY CCG	G82077	THE ELMS MEDICAL CENTRE	81	57%	42%	*
09W	NHS MEDWAY CCG	G82095	THORNDIKE SURGERY	178	76%	24%	-
09W	NHS MEDWAY CCG	G82100	HIGHCLIFFE MEDICAL PRACT.	47	70%	30%	-
09W	NHS MEDWAY CCG	G82106	RIVERSIDE MEDICAL PRACT.	47	70%	30%	-
09W	NHS MEDWAY CCG	G82108	KING GEORGE ROAD SURGERY	45	62%	38%	-
09W	NHS MEDWAY CCG	G82109	RAILSIDE SURGERY	39	82%	18%	-
09W	NHS MEDWAY CCG	G82113	STONECROSS AND WEST DRIVE SURGERIES	95	60%	39%	*
09W	NHS MEDWAY CCG	G82123	BALMORAL GARDENS CLINIC	86	63%	37%	-
09W	NHS MEDWAY CCG	G82129	THE GLEBE FAMILY PRACTICE	46	76%	24%	-
09W	NHS MEDWAY CCG	G82133	ST.MARY'S MEDICAL CENTRE	85	65%	35%	-
09W	NHS MEDWAY CCG	G82139	MAIDSTONE ROAD SURGERY	29	62%	38%	-
09W	NHS MEDWAY CCG	G82154	THAMES AVENUE SURGERY	26	65%	35%	-
09W	NHS MEDWAY CCG	G82161	REACH HEALTHCARE	160	81%	19%	-
09W	NHS MEDWAY CCG	G82162	RAINHAM COMMUNITY HEALTHY LIVING CTR	50	82%	18%	-
09W	NHS MEDWAY CCG	G82180	MAIDSTONE ROAD RAINHAM SURERGY	54	65%	35%	-
09W	NHS MEDWAY CCG	G82184	THE MEDICAL CENTRE	12	67%	*	*
09W	NHS MEDWAY CCG	G82198	THE MEDICAL CENTRE	59	58%	42%	-
09W	NHS MEDWAY CCG	G82203	COURT VIEW SURGERY	129	62%	36%	*
09W	NHS MEDWAY CCG	G82226	WIGMORE MEDICAL CTR	34	88%	*	-
09W	NHS MEDWAY CCG	G82230	LORDSWOOD HEALTH CENTRE	115	70%	30%	-
09W	NHS MEDWAY CCG	G82233	ST.WERBURGH MED.PRACTICE	137	69%	31%	*
09W	NHS MEDWAY CCG	G82600	EASTCOURT LANE SURGERY	23	65%	35%	-
09W	NHS MEDWAY CCG	G82622	THE SURGERY	36	50%	50%	-
09W	NHS MEDWAY CCG	G82631	BRYANT STREET MEDICAL CTR	99	59%	41%	-
09W	NHS MEDWAY CCG	G82635	PUMP LANE SURGERY	10	60%	*	*
09W	NHS MEDWAY CCG	G82644	WYVILL CLOSE SURGERY	28	75%	25%	-
09W	NHS MEDWAY CCG	G82653	ROCHESTER HEALTH CENTRE	23	61%	39%	-
09W	NHS MEDWAY CCG	G82656	TUNBURY AVENUE SURGERY	19	58%	42%	*
09W	NHS MEDWAY CCG	G82670	ROCHESTER HEALTH CENTRE	16	88%	*	*
09W	NHS MEDWAY CCG	G82679	THE APEX MEDICAL CENTRE	90	61%	38%	*
09W	NHS MEDWAY CCG	G82697	CHURCHILL CLINIC	31	55%	45%	-
09W	NHS MEDWAY CCG	G82704	CHURCH VIEW SURGERY	44	77%	20%	*
09W	NHS MEDWAY CCG	G82706	MEDWAY MEDICAL CTR	47	91%	*	-
09W	NHS MEDWAY CCG	G82708	MARLOWE PARK MEDICAL CTR.	44	75%	25%	-
09W	NHS MEDWAY CCG	G82711	BORSTAL VILLAGE SURGERY	50	84%	16%	-
09W	NHS MEDWAY CCG	G82719	MATRIX MEDICAL CTR	16	69%	*	*
09W	NHS MEDWAY CCG	G82721	PARKWOOD FAMILY PRACTICE	32	78%	22%	-
09W	NHS MEDWAY CCG	G82727	MALLING HEALTH	129	71%	29%	-
09W	NHS MEDWAY CCG	G82737	PARKWOOD HEALTH CENTRE	26	65%	35%	-
09W	NHS MEDWAY CCG	G82739	WALDESLADE MEDICAL CTR.	18	72%	*	*
09W	NHS MEDWAY CCG	G82741	PRINCES PARK MEDICAL CTR	20	65%	35%	-
09W	NHS MEDWAY CCG	G82744	THE HALFWAY SURGERY	50	72%	28%	-
09W	NHS MEDWAY CCG	G82753	THE KINGS FAMILY PRACTICE	174	65%	35%	-
09W	NHS MEDWAY CCG	G82762	UPPER CANTERBURY STREET SURGERY	15	73%	*	*
09W	NHS MEDWAY CCG	G82763	NAPIER ROAD SURGERY	19	42%	58%	*
09W	NHS MEDWAY CCG	G82764	ESPLANADE HEALTHCARE	14	93%	*	*
09W	NHS MEDWAY CCG	G82775	MEDWAY MEDICAL CENTRE	29	66%	34%	-
09W	NHS MEDWAY CCG	G82820	WAYFIELD ROAD SURGERY	24	58%	42%	-
09W	NHS MEDWAY CCG	Y00198	THE PARKS MEDICAL PRACT.	87	70%	30%	-
09W	NHS MEDWAY CCG	Y00449	ST.MARY'S ISLAND SURGERY	41	88%	*	-
09W	NHS MEDWAY CCG	Y02461	DMC WALDESLADE SURGERY	49	71%	29%	-
09W	NHS MEDWAY CCG	Y02462	DMC TWYDALL	108	70%	30%	-
09W	NHS MEDWAY CCG	Y02471	COLLEGE HEALTH BOOTS	111	68%	32%	-
09W	NHS MEDWAY CCG	Y02472	COLLEGE HEALTH STERLING	52	71%	29%	-
10A	NHS SOUTH KENT COAST CCG	G82002	ST JAMES' SURGERY	87	64%	29%	7%
10A	NHS SOUTH KENT COAST CCG	G82007	THE CHURCH LANE SURGERY	63	59%	38%	*
10A	NHS SOUTH KENT COAST CCG	G82015	PENCESTER SURGERY	117	60%	30%	10%
10A	NHS SOUTH KENT COAST CCG	G82018	SUN LANE SURGERY	31	68%	19%	*
10A	NHS SOUTH KENT COAST CCG	G82036	BALMORAL SURGERY	117	61%	28%	11%
10A	NHS SOUTH KENT COAST CCG	G82038	ST RICHARD'S ROAD SURGERY	81	60%	28%	11%
10A	NHS SOUTH KENT COAST CCG	G82069	THE WHITE HOUSE SURGERY	117	64%	30%	6%
10A	NHS SOUTH KENT COAST CCG	G82072	ORCHARD HOUSE SURGERY	35	69%	29%	*
10A	NHS SOUTH KENT COAST CCG	G82086	THE NEW SURGERY	121	63%	33%	*

Table 9 : Breastfeeding initiation, by GP Practice, CCG, Area Team 2013/14 - Annual

Source: NHS England

Crown Copyright © 2014



Code	CCG Name	Code	GP Practice name	Number of maternities	Percentage mothers Initiating Breastfeeding	Percentage mothers not Initiating Breastfeeding	Percentage mothers with no known status
10A	NHS SOUTH KENT COAST CCG	G82091	GUILDHALL STREET SURGERY	113	67%	30%	*
10A	NHS SOUTH KENT COAST CCG	G82111	THE CEDARS SURGERY	70	73%	20%	*
10A	NHS SOUTH KENT COAST CCG	G82117	THE HIGH STREET SURGERY	82	67%	24%	9%
10A	NHS SOUTH KENT COAST CCG	G82121	SANDGATE ROAD SURGERY	124	82%	15%	*
10A	NHS SOUTH KENT COAST CCG	G82128	PETER STREET SURGERY	83	66%	29%	*
10A	NHS SOUTH KENT COAST CCG	G82147	OAK HALL SURGERY	31	58%	39%	*
10A	NHS SOUTH KENT COAST CCG	G82160	OAKLANDS HEALTH CENTRE	63	76%	21%	*
10A	NHS SOUTH KENT COAST CCG	G82165	HAWKINGE HEALTH CENTRE	87	69%	29%	*
10A	NHS SOUTH KENT COAST CCG	G82187	DOWNS ROAD SURGERY	69	57%	36%	*
10A	NHS SOUTH KENT COAST CCG	G82211	AYLESHAM HEALTH CENTRE	67	60%	37%	*
10A	NHS SOUTH KENT COAST CCG	G82217	CENTRAL SURGERY	18	72%	*	-
10A	NHS SOUTH KENT COAST CCG	G82227	LYDDEN SURGERY	24	79%	*	*
10A	NHS SOUTH KENT COAST CCG	G82232	MANOR ROAD CLINIC	63	78%	22%	-
10A	NHS SOUTH KENT COAST CCG	G82652	CHURCH ROAD SURGERY	18	83%	*	-
10A	NHS SOUTH KENT COAST CCG	G82662	PENECSTER HEALTH	27	70%	26%	*
10A	NHS SOUTH KENT COAST CCG	G82665	MARTELLO MEDICAL PRACTICE	17	65%	35%	-
10A	NHS SOUTH KENT COAST CCG	G82684	THE NEW LYMINGE SURGERY	19	79%	*	*
10A	NHS SOUTH KENT COAST CCG	G82689	BROADSTAIRS HEALTH CENTRE	*	-	*	-
10A	NHS SOUTH KENT COAST CCG	G82696	MANOR ROAD SURGERY	9	*	*	*
10A	NHS SOUTH KENT COAST CCG	G82700	BUCKLAND MEDICAL CENTRE	42	60%	31%	*
10A	NHS SOUTH KENT COAST CCG	G82729	WHITE CLIFFS MEDICAL CTR.	72	72%	22%	*
10A	NHS SOUTH KENT COAST CCG	G82731	DENMARK STREET	*	-	*	-
10A	NHS SOUTH KENT COAST CCG	G82760	PARK FARM SURGERY	49	51%	49%	-
10A	NHS SOUTH KENT COAST CCG	G82818	DOVER MEDICAL PRACTICE	75	68%	25%	*
10D	NHS SWALE CCG	G82023	DR M FAHMY & DR S PATEL	59	58%	42%	-
10D	NHS SWALE CCG	G82026	GROVEHURST SURGERY	77	78%	22%	-
10D	NHS SWALE CCG	G82035	DR HALL AND PARTNERS	96	65%	35%	-
10D	NHS SWALE CCG	G82057	ST GEORGES MEDICAL CENTRE	115	56%	44%	-
10D	NHS SWALE CCG	G82175	CANTERBURY ROAD SURGERY	28	68%	32%	-
10D	NHS SWALE CCG	G82231	THE MEDICAL CENTRE	74	59%	41%	-
10D	NHS SWALE CCG	G82634	SAFFRON WAY HEALTH CENTRE	104	59%	40%	*
10D	NHS SWALE CCG	G82663	*DORMANT*	*	*	-	-
10D	NHS SWALE CCG	G82667	TEYNHAM MEDICAL CENTRE	22	73%	*	*
10D	NHS SWALE CCG	G82671	IWADE HEALTH CENTRE	99	70%	29%	*
10D	NHS SWALE CCG	G82682	THE OM MEDICAL CENTRE	58	53%	47%	-
10D	NHS SWALE CCG	G82686	MINSTER MEDICAL CTR.	79	65%	34%	*
10D	NHS SWALE CCG	G82687	DR SJ WITTS SURGERY	66	53%	47%	-
10D	NHS SWALE CCG	G82693	MEMORIAL MEDICAL CENTRE	153	73%	27%	*
10D	NHS SWALE CCG	G82698	THE SURGERY	20	60%	40%	-
10D	NHS SWALE CCG	G82702	MILTON REGIS SURGERY	34	68%	32%	-
10D	NHS SWALE CCG	G82757	LAKESIDE MEDICAL CENTRE	28	89%	*	-
10D	NHS SWALE CCG	G82791	SHEERNESS HEALTH CENTRE	61	61%	39%	-
10D	NHS SWALE CCG	G82799	SHEPPEY HEALTHY LIVING	33	42%	58%	-
10D	NHS SWALE CCG	Y01009	HOLYBANK SURGERY	33	76%	24%	-
10D	NHS SWALE CCG	Y02506	DMC HEALTHCARE	106	60%	40%	-
10D	NHS SWALE CCG	Y03640	DMC SHEPPEY-W.I. CLINIC	*	-	*	-
10E	NHS THANET CCG	G82020	THE GRANGE PRACTICE	133	61%	37%	*
10E	NHS THANET CCG	G82046	SUMMERHILL SURGERY	73	63%	34%	*
10E	NHS THANET CCG	G82052	THE LIMES MEDICAL CENTRE	156	71%	27%	*
10E	NHS THANET CCG	G82064	DASHWOOD MEDICAL CENTRE	95	68%	28%	*
10E	NHS THANET CCG	G82066	NORTHDOWN SURGERY	132	55%	39%	6%
10E	NHS THANET CCG	G82079	WESTGATE SURGERY	79	70%	29%	*
10E	NHS THANET CCG	G82105	THE BETHESDA MEDICAL CTR	188	71%	27%	*
10E	NHS THANET CCG	G82107	75 HIGH STREET	56	84%	13%	*
10E	NHS THANET CCG	G82126	EAST CLIFF PRACTICE	175	63%	35%	*
10E	NHS THANET CCG	G82150	NEWINGTON ROAD SURGERY	100	62%	34%	*
10E	NHS THANET CCG	G82210	OSBOURNE ROAD PRACTICE	21	81%	*	*
10E	NHS THANET CCG	G82219	ST. PETER'S SURGERY	31	77%	19%	*
10E	NHS THANET CCG	G82630	BROADWAY MEDICAL PRACTICE	54	74%	22%	*
10E	NHS THANET CCG	G82649	UNION ROW SURGERY	45	67%	29%	*
10E	NHS THANET CCG	G82650	THE MOCKETT'S WOOD SURG.	53	75%	25%	-
10E	NHS THANET CCG	G82666	BIRCHINGTON MEDICAL CTR.	62	71%	23%	*
10E	NHS THANET CCG	G82674	CLIFTONVILLE SURGERY	10	60%	*	*
10E	NHS THANET CCG	G82769	CECIL SQUARE SURGERY	35	66%	31%	*
10E	NHS THANET CCG	G82796	THE ALBION ROAD SURGERY	15	73%	*	-
10E	NHS THANET CCG	G82810	GARLINGE SURGERY	30	70%	23%	*
10E	NHS THANET CCG	G82812	THE WICKHAM SURGERY	10	90%	-	*
99J	NHS WEST KENT CCG	G82013	AMHERST MEDICAL PRACTICE	81	94%	*	*
99J	NHS WEST KENT CCG	G82016	KINGSWOOD SURGERY	119	86%	12%	*
99J	NHS WEST KENT CCG	G82017	ST LUKE'S MEDICAL CENTRE	89	84%	16%	-

Table 9 : Breastfeeding initiation, by GP Practice, CCG, Area Team 2013/14 - Annual

Source: NHS England

Crown Copyright © 2014



Code	CCG Name	Code	GP Practice name	Number of maternities	Percentage mothers Initiating Breastfeeding	Percentage mothers not Initiating Breastfeeding	Percentage mothers with no known status
99J	NHS WEST KENT CCG	G82019	EDENBRIDGE MED PRACTICE	131	77%	22%	*
99J	NHS WEST KENT CCG	G82022	SPELDHURST AND GREGGSWOOD SURGERY	86	87%	12%	*
99J	NHS WEST KENT CCG	G82024	STOCKETT LANE SURGERY	58	72%	28%	-
99J	NHS WEST KENT CCG	G82025	CLANRICARDE MEDICAL CENTRE	131	90%	8%	*
99J	NHS WEST KENT CCG	G82030	MARSHAM STREET SURGERY	51	69%	31%	-
99J	NHS WEST KENT CCG	G82031	KING STREET SURGERY	132	84%	14%	*
99J	NHS WEST KENT CCG	G82037	THE HILDENBOROUGH MED.GRP	127	86%	13%	*
99J	NHS WEST KENT CCG	G82041	GROSVENOR MEDICAL CENTRE	138	88%	11%	*
99J	NHS WEST KENT CCG	G82042	TONBRIDGE MEDICAL PRACTICE	169	81%	17%	*
99J	NHS WEST KENT CCG	G82055	NORTH RIDGE	41	73%	27%	-
99J	NHS WEST KENT CCG	G82058	AYLESFORD MEDICAL CENTRE	57	60%	39%	*
99J	NHS WEST KENT CCG	G82059	WARDERS MEDICAL CENTRE	179	82%	17%	*
99J	NHS WEST KENT CCG	G82065	GROVE PARK SURGERY	22	55%	45%	-
99J	NHS WEST KENT CCG	G82074	BEARSTED MEDICAL CENTRE	107	86%	13%	*
99J	NHS WEST KENT CCG	G82075	ST.JAMES MEDICAL CENTRE	79	85%	14%	*
99J	NHS WEST KENT CCG	G82076	THE MOTE MEDICAL PRACTICE	152	68%	28%	4%
99J	NHS WEST KENT CCG	G82083	THORNHILLS LARKFIELD CENTRE	183	66%	32%	*
99J	NHS WEST KENT CCG	G82085	SNODLAND MEDICAL PRACTICE	162	69%	30%	*
99J	NHS WEST KENT CCG	G82089	BREWER STREET SURGERY	121	80%	18%	*
99J	NHS WEST KENT CCG	G82092	WINTERTON SURGERY	60	88%	10%	*
99J	NHS WEST KENT CCG	G82093	LEN VALLEY SURGERY	60	77%	20%	*
99J	NHS WEST KENT CCG	G82098	BLACKTHORN MEDICAL CENTRE	62	79%	16%	*
99J	NHS WEST KENT CCG	G82099	COLLEGE ROAD SURGERY	249	78%	20%	*
99J	NHS WEST KENT CCG	G82103	ABBEY COURT MEDICAL CENTRE 3RD FLOOR ABBEY	54	87%	11%	*
99J	NHS WEST KENT CCG	G82104	ALLINGTON CLINIC	29	72%	24%	*
99J	NHS WEST KENT CCG	G82110	TOWN MEDICAL CENTRE	83	94%	*	*
99J	NHS WEST KENT CCG	G82112	HEADCORN SURGERY	62	85%	15%	-
99J	NHS WEST KENT CCG	G82118	WOODLANDS HEALTH CENTRE	129	73%	25%	*
99J	NHS WEST KENT CCG	G82120	BOROUGH GREEN MED.PRACT.	121	85%	15%	-
99J	NHS WEST KENT CCG	G82125	OTFORD MEDICAL PRACTICE	97	91%	9%	-
99J	NHS WEST KENT CCG	G82135	WEST MALLING GROUP PRACTICE	213	82%	16%	*
99J	NHS WEST KENT CCG	G82137	ST.ANDREWS MEDICAL CTR.	76	75%	22%	*
99J	NHS WEST KENT CCG	G82141	YALDING SURGERY	46	78%	22%	-
99J	NHS WEST KENT CCG	G82152	RUSTHALL MEDICAL CENTRE	76	88%	11%	*
99J	NHS WEST KENT CCG	G82155	WATERFIELD HOUSE	47	81%	15%	*
99J	NHS WEST KENT CCG	G82158	HOWELL SURGERY	38	89%	*	-
99J	NHS WEST KENT CCG	G82164	THE VINE MEDICAL CENTRE	120	85%	14%	*
99J	NHS WEST KENT CCG	G82170	LAMBERHURST SURGERY	20	85%	*	-
99J	NHS WEST KENT CCG	G82200	WATERINGBURY SURGERY	68	81%	18%	*
99J	NHS WEST KENT CCG	G82205	ST.JOHN'S HILL SURGERY	153	90%	8%	*
99J	NHS WEST KENT CCG	G82215	MARDEN MEDICAL CENTRE	50	86%	14%	-
99J	NHS WEST KENT CCG	G82224	OLD PARSONAGE SURGERY	14	79%	*	*
99J	NHS WEST KENT CCG	G82229	SUTTON VALENCE SURGERY	29	79%	*	*
99J	NHS WEST KENT CCG	G82234	PHOENIX SURGERY	49	73%	24%	*
99J	NHS WEST KENT CCG	G82235	THE OLD SCHOOL SURGERY	31	84%	*	-
99J	NHS WEST KENT CCG	G82604	THE MEDICAL CENTRE	126	67%	31%	*
99J	NHS WEST KENT CCG	G82605	THE CRANE SURGERY	6	*	*	*
99J	NHS WEST KENT CCG	G82641	THE HEALTH CENTRE	71	65%	34%	*
99J	NHS WEST KENT CCG	G82681	STAPLEHURST HEALTH CENTRE	38	79%	21%	-
99J	NHS WEST KENT CCG	G82691	THE ORCHARD SURGERY	27	74%	22%	*
99J	NHS WEST KENT CCG	G82715	ROWAN TREE SURGERY	47	85%	15%	-
99J	NHS WEST KENT CCG	G82732	WISH VALLEY SURGERY	35	89%	*	*
99J	NHS WEST KENT CCG	G82733	ORCHARD END SURGERY	25	80%	*	-
99J	NHS WEST KENT CCG	G82751	THE ORCHARD MEDICAL CTR.	32	84%	*	-
99J	NHS WEST KENT CCG	G82754	HADLOW MEDICAL CENTRE	34	71%	26%	*
99J	NHS WEST KENT CCG	G82768	LONSDALE MEDICAL CENTRE	110	87%	9%	*
99J	NHS WEST KENT CCG	G82777	COBTREE MEDICAL PRACTICE	9	89%	*	-
99J	NHS WEST KENT CCG	G82793	ALLINGTON PARK SURGERY	15	100%	-	*
99J	NHS WEST KENT CCG	G82888	SOUTH PARK MEDICAL PRACT.	53	96%	*	*

Table 9 : Breastfeeding initiation, by GP Practice, CCG, Area Team 2013/14 - Annual

Source: NHS England
Crown Copyright © 2014



Code	CCG Name	Code	GP Practice name	Number of maternities	Percentage mothers initiating Breastfeeding	Percentage mothers not Initiating Breastfeeding	Percentage mothers with no known status
09D	NHS BRIGHTON AND HOVE CCG	G81001	HOVE MEDICAL CENTRE	84	86%	12%	*
09D	NHS BRIGHTON AND HOVE CCG	G81005	THE SURGERY	40	95%	*	-
09D	NHS BRIGHTON AND HOVE CCG	G81006	THE SURGERY	57	88%	11%	*
09D	NHS BRIGHTON AND HOVE CCG	G81009	THE SURGERY	136	93%	5%	*
09D	NHS BRIGHTON AND HOVE CCG	G81011	ST.PETER'S MEDICAL CENTRE	107	77%	21%	*
09D	NHS BRIGHTON AND HOVE CCG	G81014	THE CARDEN SURGERY	53	94%	*	-
09D	NHS BRIGHTON AND HOVE CCG	G81018	PRESTON PARK SURGERY	111	89%	8%	*
09D	NHS BRIGHTON AND HOVE CCG	G81020	CHILVERS MCCREA MC	23	100%	-	-
09D	NHS BRIGHTON AND HOVE CCG	G81028	PARK CRESCENT NEW SURGERY	142	84%	15%	*
09D	NHS BRIGHTON AND HOVE CCG	G81034	THE CHARTER MEDICAL CTR.	200	98%	*	*
09D	NHS BRIGHTON AND HOVE CCG	G81036	WARMDENE SURGERY	83	90%	7%	*
09D	NHS BRIGHTON AND HOVE CCG	G81038	THE STANFORD MEDICAL CENTRE	112	88%	12%	-
09D	NHS BRIGHTON AND HOVE CCG	G81042	BEACONSFIELD SURGERY	108	94%	6%	*
09D	NHS BRIGHTON AND HOVE CCG	G81044	MONTPELIER SURGERY	72	99%	-	*
09D	NHS BRIGHTON AND HOVE CCG	G81046	PORTSLADE HEALTH CENTRE	119	78%	17%	5%
09D	NHS BRIGHTON AND HOVE CCG	G81047	SEVEN DIALS MEDICAL CTR.	84	94%	*	*
09D	NHS BRIGHTON AND HOVE CCG	G81054	THE SURGERY	75	97%	*	-
09D	NHS BRIGHTON AND HOVE CCG	G81063	THE SURGERY	28	75%	*	*
09D	NHS BRIGHTON AND HOVE CCG	G81065	THE SURGERY	62	79%	19%	*
09D	NHS BRIGHTON AND HOVE CCG	G81070	THE CENTRAL HOVE SURGERY	73	96%	*	*
09D	NHS BRIGHTON AND HOVE CCG	G81071	HEALTH CENTRE	18	94%	-	*
09D	NHS BRIGHTON AND HOVE CCG	G81073	MILE OAK CLINIC	90	81%	13%	*
09D	NHS BRIGHTON AND HOVE CCG	G81075	THE AVENUE SURGERY	85	61%	36%	*
09D	NHS BRIGHTON AND HOVE CCG	G81076	SALTDEAN AND ROTTINGDEAN MEDICAL PRACTICE	68	94%	*	-
09D	NHS BRIGHTON AND HOVE CCG	G81083	THE SURGERY	95	89%	*	*
09D	NHS BRIGHTON AND HOVE CCG	G81090	THE SURGERY	66	86%	14%	-
09D	NHS BRIGHTON AND HOVE CCG	G81094	THE SURGERY	52	100%	-	-
09D	NHS BRIGHTON AND HOVE CCG	G81103	NORTH LAINE MEDICAL CTR.	49	88%	12%	-
09D	NHS BRIGHTON AND HOVE CCG	G81613	SCHOOL HOUSE SURGERY	29	83%	*	*
09D	NHS BRIGHTON AND HOVE CCG	G81632	PORTLAND ROAD SURGERY	*	*	-	*
09D	NHS BRIGHTON AND HOVE CCG	G81636	BURWASH MEDICAL CENTRE	15	60%	40%	*
09D	NHS BRIGHTON AND HOVE CCG	G81638	THE BRUNSWICK SURGERY	98	94%	*	*
09D	NHS BRIGHTON AND HOVE CCG	G81642	THE SURGERY	21	81%	*	-
09D	NHS BRIGHTON AND HOVE CCG	G81646	THE SURGERY	43	98%	*	-
09D	NHS BRIGHTON AND HOVE CCG	G81656	REGENCY SURGERY	39	85%	15%	-
09D	NHS BRIGHTON AND HOVE CCG	G81661	WILLOW SURGERY	26	77%	*	*
09D	NHS BRIGHTON AND HOVE CCG	G81663	THE SURGERY	52	81%	19%	-
09D	NHS BRIGHTON AND HOVE CCG	G81667	ST LUKE'S SURGERY	15	93%	*	*
09D	NHS BRIGHTON AND HOVE CCG	G81669	BROADWAY SURGERY	18	56%	44%	-
09D	NHS BRIGHTON AND HOVE CCG	G81676	WHITEHAWK SURGERY	39	74%	26%	-
09D	NHS BRIGHTON AND HOVE CCG	G81680	PORTSLADE COUNTY CLINIC	40	70%	23%	*
09D	NHS BRIGHTON AND HOVE CCG	G81684	THE SURGERY	20	90%	*	-
09D	NHS BRIGHTON AND HOVE CCG	G81687	GOODWOOD COURT MED.CTR.	113	92%	5%	*
09D	NHS BRIGHTON AND HOVE CCG	G81689	MORLEY STREET SURGERY	7	*	*	*
09D	NHS BRIGHTON AND HOVE CCG	G81694	SHIP STREET SURGERY	15	87%	*	*
09D	NHS BRIGHTON AND HOVE CCG	Y00079	HANGLETON MANOR SURGERY	15	87%	*	*
09D	NHS BRIGHTON AND HOVE CCG	Y02404	NEW LARCHWOOD SURGERY	*	*	*	-
09D	NHS BRIGHTON AND HOVE CCG	Y02676	BRIGHTON STATION HEALTH CENTRE	43	95%	*	*
09F	NHS EASTBOURNE, HAILSHAM AND SEA	G81002	GROVE ROAD SURGERY	8	75%	*	-
09F	NHS EASTBOURNE, HAILSHAM AND SEA	G81003	LIGHTHOUSE PRACTICE	6	*	*	*
09F	NHS EASTBOURNE, HAILSHAM AND SEA	G81004	DOWNLAND MEDICAL PRACTICE	*	*	*	-
09F	NHS EASTBOURNE, HAILSHAM AND SEA	G81008	STONE CROSS SURGERY	6	100%	-	-
09F	NHS EASTBOURNE, HAILSHAM AND SEA	G81012	BRIDGESIDE SURGERY	*	*	*	-
09F	NHS EASTBOURNE, HAILSHAM AND SEA	G81017	SEASIDE MEDICAL CENTRE	6	*	*	*
09F	NHS EASTBOURNE, HAILSHAM AND SEA	G81022	SOVEREIGN PRACTICE	*	*	*	*
09F	NHS EASTBOURNE, HAILSHAM AND SEA	G81027	THE SURGERY	*	*	*	-
09F	NHS EASTBOURNE, HAILSHAM AND SEA	G81029	SEAFORD HEALTH CENTRE	95	82%	18%	-
09F	NHS EASTBOURNE, HAILSHAM AND SEA	G81032	GREEN STREET CLINIC	6	*	*	*
09F	NHS EASTBOURNE, HAILSHAM AND SEA	G81049	MANOR PARK MEDICAL CTR.	*	*	-	*
09F	NHS EASTBOURNE, HAILSHAM AND SEA	G81050	THE SURGERY	*	*	*	*
09F	NHS EASTBOURNE, HAILSHAM AND SEA	G81056	G MILLER AND PARTNERS	*	*	*	*
09F	NHS EASTBOURNE, HAILSHAM AND SEA	G81059	SEAFORTH FARM SURGERY	*	*	*	-
09F	NHS EASTBOURNE, HAILSHAM AND SEA	G81060	*DORMANT*VICARAGE FIELD SURGER	*	*	-	-
09F	NHS EASTBOURNE, HAILSHAM AND SEA	G81098	THE QUINTIN MEDICAL CTR.	8	100%	-	*
09F	NHS EASTBOURNE, HAILSHAM AND SEA	G81099	OLD SCHOOL SURGERY	49	82%	16%	*
09F	NHS EASTBOURNE, HAILSHAM AND SEA	G81104	PARK PRACTICE	*	*	*	*
09F	NHS EASTBOURNE, HAILSHAM AND SEA	G81634	THE SURGERY	*	*	-	-
09F	NHS EASTBOURNE, HAILSHAM AND SEA	Y00080	HARBOUR MEDICAL PRACTICE	*	*	*	*
09F	NHS EASTBOURNE, HAILSHAM AND SEA	Y02816	EASTBOURNE WALK IN CENTRE	*	*	-	-
09G	NHS COASTAL WEST SUSSEX CCG	H82002	THE LYONS PRACTICE	76	78%	22%	-
09G	NHS COASTAL WEST SUSSEX CCG	H82006	PETWORTH SURGERY	43	88%	*	-
09G	NHS COASTAL WEST SUSSEX CCG	H82007	WESTCOURT SURGERY	98	85%	14%	*
09G	NHS COASTAL WEST SUSSEX CCG	H82009	THE ST.LAWRENCE SURGERY	146	82%	16%	*
09G	NHS COASTAL WEST SUSSEX CCG	H82011	THE STRAND SURGERY	139	73%	23%	4%
09G	NHS COASTAL WEST SUSSEX CCG	H82013	LANGLEY HOUSE	101	89%	10%	*
09G	NHS COASTAL WEST SUSSEX CCG	H82014	THE COPPICE SURGERY	64	77%	22%	*
09G	NHS COASTAL WEST SUSSEX CCG	H82015	THE PHOENIX SURGERY	44	84%	14%	*
09G	NHS COASTAL WEST SUSSEX CCG	H82016	BERSTED GREEN SURGERY	126	77%	21%	*
09G	NHS COASTAL WEST SUSSEX CCG	H82020	THE BOGNOR REGIS HLTH CTR	106	82%	16%	*
09G	NHS COASTAL WEST SUSSEX CCG	H82021	THE ARUNDEL SURGERY	46	91%	*	*
09G	NHS COASTAL WEST SUSSEX CCG	H82022	THE STEYNING HEALTH CTR.	93	83%	14%	*
09G	NHS COASTAL WEST SUSSEX CCG	H82023	ADUR MEDICAL GROUP	82	76%	21%	*
09G	NHS COASTAL WEST SUSSEX CCG	H82024	THE SEAL MEDICAL GROUP	44	70%	27%	*
09G	NHS COASTAL WEST SUSSEX CCG	H82029	THE MANOR PRACTICE	99	81%	18%	*

Table 9 : Breastfeeding initiation, by GP Practice, CCG, Area Team 2013/14 - Annual

Source: NHS England
Crown Copyright © 2014



Code	CCG Name	Code	GP Practice name	Number of maternities	Percentage mothers Initiating Breastfeeding	Percentage mothers not Initiating Breastfeeding	Percentage mothers with no known status
09G	NHS COASTAL WEST SUSSEX CCG	H82030	PULBOROUGH MEDICAL GROUP	68	90%	9%	*
09G	NHS COASTAL WEST SUSSEX CCG	H82031	THE LOXWOOD MEDICAL PRACTICE	36	78%	22%	-
09G	NHS COASTAL WEST SUSSEX CCG	H82032	RIVERBANK MEDICAL CENTRE	87	90%	9%	*
09G	NHS COASTAL WEST SUSSEX CCG	H82034	THE LIME TREE SURGERY	86	85%	14%	*
09G	NHS COASTAL WEST SUSSEX CCG	H82037	SELSEY MEDICAL CENTRE	47	79%	17%	*
09G	NHS COASTAL WEST SUSSEX CCG	H82038	FLANSHAM PARK HEALTH CENTRE	104	81%	18%	*
09G	NHS COASTAL WEST SUSSEX CCG	H82039	THE PARK SURGERY	76	83%	14%	*
09G	NHS COASTAL WEST SUSSEX CCG	H82041	VICTORIA ROAD SURGERY	152	77%	20%	*
09G	NHS COASTAL WEST SUSSEX CCG	H82042	CATHEDRAL MEDICAL GROUP	129	85%	12%	*
09G	NHS COASTAL WEST SUSSEX CCG	H82043	GROVE HOUSE SURGERY	77	79%	21%	-
09G	NHS COASTAL WEST SUSSEX CCG	H82045	WORTHING MEDICAL GROUP	179	79%	18%	*
09G	NHS COASTAL WEST SUSSEX CCG	H82046	BROADWATER MEDICAL CENTER	104	77%	20%	*
09G	NHS COASTAL WEST SUSSEX CCG	H82048	AVISFORD MEDICAL GROUP	64	84%	13%	*
09G	NHS COASTAL WEST SUSSEX CCG	H82049	THE PARKLANDS SURGERY	80	90%	10%	-
09G	NHS COASTAL WEST SUSSEX CCG	H82051	LAVANT ROAD SURGERY	90	88%	10%	*
09G	NHS COASTAL WEST SUSSEX CCG	H82055	THE SURGERY	91	79%	19%	*
09G	NHS COASTAL WEST SUSSEX CCG	H82058	MAYWOOD SURGERY	167	80%	19%	*
09G	NHS COASTAL WEST SUSSEX CCG	H82059	WILLOW GREEN SURGERY	64	73%	23%	*
09G	NHS COASTAL WEST SUSSEX CCG	H82060	HENFIELD MEDICAL CENTRE	69	77%	22%	*
09G	NHS COASTAL WEST SUSSEX CCG	H82061	SELDEN ROAD SURGERY	88	75%	22%	*
09G	NHS COASTAL WEST SUSSEX CCG	H82065	BALL TREE SURGERY	94	65%	33%	*
09G	NHS COASTAL WEST SUSSEX CCG	H82066	FITZALAN MEDICAL GROUP	158	84%	15%	*
09G	NHS COASTAL WEST SUSSEX CCG	H82067	TANGMERE MEDICAL CENTRE	52	87%	12%	*
09G	NHS COASTAL WEST SUSSEX CCG	H82068	MILL STREAM MEDICAL CTR.	30	93%	*	*
09G	NHS COASTAL WEST SUSSEX CCG	H82069	ARUN MEDICAL GROUP	89	82%	17%	*
09G	NHS COASTAL WEST SUSSEX CCG	H82070	THE GLEBE SURGERY	61	82%	18%	-
09G	NHS COASTAL WEST SUSSEX CCG	H82076	THE CORNERWAYS SURGERY	27	78%	22%	-
09G	NHS COASTAL WEST SUSSEX CCG	H82077	THE CROFT SURGERY	79	82%	15%	*
09G	NHS COASTAL WEST SUSSEX CCG	H82078	SOUTHBOURNE SURGERY	99	87%	11%	*
09G	NHS COASTAL WEST SUSSEX CCG	H82083	NORTHBOURNE MEDICAL CTR.	116	80%	15%	5%
09G	NHS COASTAL WEST SUSSEX CCG	H82086	HIGHDOWN SURGERY	18	78%	*	*
09G	NHS COASTAL WEST SUSSEX CCG	H82087	THE BARN SURGERY	21	86%	*	*
09G	NHS COASTAL WEST SUSSEX CCG	H82091	NEW POND ROW SURGERY	63	73%	25%	*
09G	NHS COASTAL WEST SUSSEX CCG	H82094	THE KINGFISHER SURGERY	48	65%	33%	-
09G	NHS COASTAL WEST SUSSEX CCG	H82095	THE WITTERINGS HEALTH CTR	81	85%	15%	*
09G	NHS COASTAL WEST SUSSEX CCG	H82096	THE ORCHARD SURGERY	96	78%	18%	6%
09G	NHS COASTAL WEST SUSSEX CCG	H82099	WEST MEADS SURGERY	68	81%	18%	*
09G	NHS COASTAL WEST SUSSEX CCG	H82101	HEENE ROAD SURGERY	68	78%	24%	-
09G	NHS COASTAL WEST SUSSEX CCG	H82625	OLD SHOREHAM ROAD SURGERY	20	75%	*	-
09G	NHS COASTAL WEST SUSSEX CCG	H82641	THE LAWNS SURGERY	12	67%	*	*
09G	NHS COASTAL WEST SUSSEX CCG	H82643	THE MAYFLOWER SURGERY	67	66%	30%	*
09H	NHS CRAWLEY CCG	H82012	LEACROFT MEDICAL PRACTICE	16	94%	*	-
09H	NHS CRAWLEY CCG	H82025	WOODLANDS SURGERY	12	67%	*	-
09H	NHS CRAWLEY CCG	H82026	SAXONBROOK MEDICAL CENTRE	48	85%	15%	-
09H	NHS CRAWLEY CCG	H82033	GOSSOPS GREEN MEDICAL CTR	10	70%	*	-
09H	NHS CRAWLEY CCG	H82047	BRIDGE MEDICAL CENTRE	18	83%	*	*
09H	NHS CRAWLEY CCG	H82050	IFIELD MEDICAL PRACTICE	20	70%	*	*
09H	NHS CRAWLEY CCG	H82052	POUND HILL MEDICAL GROUP	37	92%	*	-
09H	NHS CRAWLEY CCG	H82053	FURNACE GREEN SURGERY	10	90%	*	-
09H	NHS CRAWLEY CCG	H82064	SOUTHGATE SURGERY	24	96%	*	-
09H	NHS CRAWLEY CCG	H82088	BEWBUSH MEDICAL CENTRE	13	92%	*	*
09H	NHS CRAWLEY CCG	H82098	COACHMANS MEDICAL PRACTICE	21	76%	*	*
09H	NHS CRAWLEY CCG	Y00351	LANGLEY CORNER SURGERY	26	81%	*	-
09H	NHS CRAWLEY CCG	Y02531	CRAWLEY HEALTH CENTRE	*	*	*	-
09L	NHS EAST SURREY CCG	H81005	POND TAIL SURGERY	*	*	*	-
09L	NHS EAST SURREY CCG	H81023	LINGFIELD SURGERY	14	93%	*	*
09L	NHS EAST SURREY CCG	H81030	GREYSTONE HOUSE SURGERY	6	*	*	*
09L	NHS EAST SURREY CCG	H81037	HORLEY HEALTH CENTRE	*	*	*	-
09L	NHS EAST SURREY CCG	H81045	CATERHAM VALLEY HEALTH CENTRE	10	90%	*	-
09L	NHS EAST SURREY CCG	H81046	WAYSIDE SURGERY	*	*	*	-
09L	NHS EAST SURREY CCG	H81048	HOLMHURST MEDICAL CENTRE	7	86%	*	*
09L	NHS EAST SURREY CCG	H81056	THE HEALTH CENTRE	18	72%	*	*
09L	NHS EAST SURREY CCG	H81058	5 WOODLANDS ROAD	*	*	*	-
09L	NHS EAST SURREY CCG	H81060	TOWNHILL MEDICAL PRACTICE	9	100%	-	-
09L	NHS EAST SURREY CCG	H81089	THE WALL HOUSE	18	78%	*	-
09L	NHS EAST SURREY CCG	H81101	WHYTELEAFE SURGERY	6	*	*	*
09L	NHS EAST SURREY CCG	H81116	515 LIMPSFIELD ROAD	7	86%	*	*
09L	NHS EAST SURREY CCG	H81119	WARLINGHAM GREEN MEDICAL PRACTICE	18	100%	*	-
09L	NHS EAST SURREY CCG	H81638	SMALLFIELD SURGERY	8	*	*	-
09L	NHS EAST SURREY CCG	H81667	SOUTH PARK SURGERY	*	*	*	-
09N	NHS GUILDFORD AND WAVERLEY CCG	H81006	AUSTEN ROAD SURGERY	78	91%	9%	-
09N	NHS GUILDFORD AND WAVERLEY CCG	H81010	THE OAKS SURGERY	220	78%	22%	-
09N	NHS GUILDFORD AND WAVERLEY CCG	H81021	THE MILL MEDICAL PRACTICE	174	87%	13%	-
09N	NHS GUILDFORD AND WAVERLEY CCG	H81022	CHIDDINGFOLD SURGERY	57	95%	*	-
09N	NHS GUILDFORD AND WAVERLEY CCG	H81026	BINSCOMBE MEDICAL CENTRE	110	77%	23%	-
09N	NHS GUILDFORD AND WAVERLEY CCG	H81029	DAPDUNE HOUSE SURGERY	168	85%	15%	-
09N	NHS GUILDFORD AND WAVERLEY CCG	H81031	WITLEY SURGERY	91	88%	12%	-
09N	NHS GUILDFORD AND WAVERLEY CCG	H81035	MERROW PARK SURGERY	99	86%	14%	-
09N	NHS GUILDFORD AND WAVERLEY CCG	H81043	THE SURGERY	82	88%	12%	-
09N	NHS GUILDFORD AND WAVERLEY CCG	H81044	SPRINGFIELD SURGERY	35	74%	26%	-
09N	NHS GUILDFORD AND WAVERLEY CCG	H81052	CRANLEIGH HEALTH CENTRE	121	78%	22%	-
09N	NHS GUILDFORD AND WAVERLEY CCG	H81053	THE VILLAGES MEDICAL CTR.	81	79%	21%	-
09N	NHS GUILDFORD AND WAVERLEY CCG	H81062	HASLEMERE HEALTH CENTRE	193	87%	13%	-
09N	NHS GUILDFORD AND WAVERLEY CCG	H81064	THE FAIRLANDS PRACTICE	148	80%	20%	-

Table 9 : Breastfeeding initiation, by GP Practice, CCG, Area Team 2013/14 - Annual

Source: NHS England
Crown Copyright © 2014



Code	CCG Name	Code	GP Practice name	Number of maternities	Percentage mothers Initiating Breastfeeding	Percentage mothers not Initiating Breastfeeding	Percentage mothers with no known status
09N	NHS GUILDFORD AND WAVERLEY CCG	H81076	THE GRAYSHOTT SURGERY	65	78%	22%	-
09N	NHS GUILDFORD AND WAVERLEY CCG	H81077	SHERE SURGERY/DISPENSARY	51	90%	*	*
09N	NHS GUILDFORD AND WAVERLEY CCG	H81084	EAST HORSLEY MEDICAL CTR	45	93%	*	-
09N	NHS GUILDFORD AND WAVERLEY CCG	H81085	ST.LUKE'S SURGERY	93	86%	14%	-
09N	NHS GUILDFORD AND WAVERLEY CCG	H81090	WOODBIDGE HILL SURGERY	151	79%	21%	-
09N	NHS GUILDFORD AND WAVERLEY CCG	H81132	HURST FARM SURGERY	59	85%	15%	-
09N	NHS GUILDFORD AND WAVERLEY CCG	H81647	NEW INN SURGERY	24	88%	*	-
09N	NHS GUILDFORD AND WAVERLEY CCG	H81655	ST. NICOLAS SURGERY	*	*	*	-
09P	NHS HASTINGS AND ROTHER CCG	G81025	THE SURGERY	*	*	-	*
09P	NHS HASTINGS AND ROTHER CCG	G81026	WARRIOR SQUARE SURGERY	*	*	*	-
09P	NHS HASTINGS AND ROTHER CCG	G81031	THE SURGERY	*	*	*	-
09P	NHS HASTINGS AND ROTHER CCG	G81051	RYE MEDICAL CTR	6	*	*	*
09P	NHS HASTINGS AND ROTHER CCG	G81052	FAIRFIELD SURGERY	*	*	*	-
09P	NHS HASTINGS AND ROTHER CCG	G81057	THE SURGERY	*	-	*	-
09P	NHS HASTINGS AND ROTHER CCG	G81077	COLLINGTON SURGERY	*	*	-	-
09P	NHS HASTINGS AND ROTHER CCG	G81082	OLDWOOD SURGERY	*	*	-	-
09P	NHS HASTINGS AND ROTHER CCG	G81084	THE SURGERY	*	*	-	*
09P	NHS HASTINGS AND ROTHER CCG	G81085	FERRY ROAD HEALTH CENTRE	*	*	-	-
09P	NHS HASTINGS AND ROTHER CCG	G81087	THE SURGERY	6	100%	*	*
09P	NHS HASTINGS AND ROTHER CCG	G81095	ROEBUCK HOUSE	*	-	*	-
09P	NHS HASTINGS AND ROTHER CCG	G81096	SEDESCOMBE HOUSE	*	*	*	-
09P	NHS HASTINGS AND ROTHER CCG	G81611	ROEBUCK HOUSE	*	*	-	-
09P	NHS HASTINGS AND ROTHER CCG	G81641	THE SURGERY	*	-	*	-
09P	NHS HASTINGS AND ROTHER CCG	G81643	THE SURGERY	*	*	*	-
09P	NHS HASTINGS AND ROTHER CCG	G81658	THE STATION PRACTICE	*	-	*	-
09P	NHS HASTINGS AND ROTHER CCG	Y03051	HASTINGS WALK IN CENTRE	*	*	-	*
09X	NHS HORSHAM AND MID SUSSEX CCG	H82003	THE MEADOWS SURGERY	101	86%	13%	*
09X	NHS HORSHAM AND MID SUSSEX CCG	H82004	THE SURGERY	43	98%	-	*
09X	NHS HORSHAM AND MID SUSSEX CCG	H82005	CUCKFIELD MEDICAL CENTRE	89	88%	11%	*
09X	NHS HORSHAM AND MID SUSSEX CCG	H82008	THE SHIP STREET SURGERY	98	88%	11%	*
09X	NHS HORSHAM AND MID SUSSEX CCG	H82010	JUDGES CLOSE SURGERY	46	91%	*	-
09X	NHS HORSHAM AND MID SUSSEX CCG	H82017	THE PARK SURGERY	113	81%	16%	*
09X	NHS HORSHAM AND MID SUSSEX CCG	H82027	RUDGEWICK MEDICAL CENTRE	15	67%	*	*
09X	NHS HORSHAM AND MID SUSSEX CCG	H82028	THE COURTYARD SURGERY	25	88%	*	-
09X	NHS HORSHAM AND MID SUSSEX CCG	H82035	THE MEDICAL CENTRE	90	90%	9%	*
09X	NHS HORSHAM AND MID SUSSEX CCG	H82036	ORCHARD SURGERY	24	79%	*	-
09X	NHS HORSHAM AND MID SUSSEX CCG	H82040	THE HEALTH CENTRE	58	91%	*	-
09X	NHS HORSHAM AND MID SUSSEX CCG	H82044	DOLPHINS PRACTICE	140	94%	6%	*
09X	NHS HORSHAM AND MID SUSSEX CCG	H82056	NEWTONS SURGERY	188	89%	9%	*
09X	NHS HORSHAM AND MID SUSSEX CCG	H82057	MID SUSSEX HEALTH CARE	163	95%	5%	-
09X	NHS HORSHAM AND MID SUSSEX CCG	H82063	MOATFIELD SURGERY	132	84%	16%	-
09X	NHS HORSHAM AND MID SUSSEX CCG	H82072	SILVERDALE PRACTICE	106	92%	8%	-
09X	NHS HORSHAM AND MID SUSSEX CCG	H82084	THE BROW MEDICAL CENTRE	61	92%	*	*
09X	NHS HORSHAM AND MID SUSSEX CCG	H82089	RIVERSIDE SURGERY	42	86%	14%	-
09X	NHS HORSHAM AND MID SUSSEX CCG	H82092	THE VILLAGE SURGERY	35	89%	*	*
09X	NHS HORSHAM AND MID SUSSEX CCG	H82100	NORTHLANDS WOOD PRACTICE	81	93%	*	*
09X	NHS HORSHAM AND MID SUSSEX CCG	H82615	OUSE VALLEY PRACTICE	46	91%	*	*
09X	NHS HORSHAM AND MID SUSSEX CCG	H82621	PARK VIEW HEALTH PARTNERSHIP	67	85%	12%	*
09X	NHS HORSHAM AND MID SUSSEX CCG	H82640	HOLBROOK SURGERY	70	93%	*	*
09Y	NHS NORTH WEST SURREY CCG	H81002	KNOWLE GREEN SURGERY	93	86%	13%	*
09Y	NHS NORTH WEST SURREY CCG	H81003	SUNBURY HEALTH CENTRE	246	84%	16%	*
09Y	NHS NORTH WEST SURREY CCG	H81004	SHEPPERTON HEALTH CENTRE	128	81%	18%	*
09Y	NHS NORTH WEST SURREY CCG	H81007	WEYBRIDGE HEALTH CENTRE	111	92%	8%	-
09Y	NHS NORTH WEST SURREY CCG	H81009	STUDHOLME MEDICAL CENTRE	150	77%	23%	-
09Y	NHS NORTH WEST SURREY CCG	H81015	CHOBHAM SURGERY	80	88%	11%	*
09Y	NHS NORTH WEST SURREY CCG	H81019	SUNNY MEED SURGERY	115	83%	17%	*
09Y	NHS NORTH WEST SURREY CCG	H81020	THE FORT HOUSE SURGERY	212	88%	11%	*
09Y	NHS NORTH WEST SURREY CCG	H81024	YORK HOUSE MEDICAL CENTRE	161	81%	19%	-
09Y	NHS NORTH WEST SURREY CCG	H81025	ST.JOHNS HEALTH CENTRE	103	88%	12%	-
09Y	NHS NORTH WEST SURREY CCG	H81032	HEATHCOTE MED PRACTICE	174	87%	12%	*
09Y	NHS NORTH WEST SURREY CCG	H81033	THE ABBEY PRACTICE	144	81%	19%	-
09Y	NHS NORTH WEST SURREY CCG	H81034	WEST BYFLEET HEALTH CTR.	60	87%	12%	*
09Y	NHS NORTH WEST SURREY CCG	H81036	PARISHES BRIDGE MED.PRACT	92	89%	11%	-
09Y	NHS NORTH WEST SURREY CCG	H81041	SOUTH VIEW SURGERY	117	83%	16%	*
09Y	NHS NORTH WEST SURREY CCG	H81042	THE CROUCH OAK FAM.PRAC.	181	85%	14%	*
09Y	NHS NORTH WEST SURREY CCG	H81050	WEST BYFLEET HEALTH CTR.	112	85%	15%	-
09Y	NHS NORTH WEST SURREY CCG	H81054	THE BRIDGE PRACTICE	90	83%	14%	*
09Y	NHS NORTH WEST SURREY CCG	H81057	FORDBRIDGE MEDICAL CENTRE	59	81%	19%	-
09Y	NHS NORTH WEST SURREY CCG	H81061	HILLVIEW MEDICAL CENTRE	144	91%	9%	-
09Y	NHS NORTH WEST SURREY CCG	H81065	THE SURGERY	109	88%	12%	-
09Y	NHS NORTH WEST SURREY CCG	H81066	THE GROVE MEDICAL CENTRE	151	85%	14%	*
09Y	NHS NORTH WEST SURREY CCG	H81073	WEYBRIDGE HEALTH CENTRE	179	92%	8%	-
09Y	NHS NORTH WEST SURREY CCG	H81079	5 CHERTSEY LANE	41	78%	22%	-
09Y	NHS NORTH WEST SURREY CCG	H81087	ST.DAVIDS HEALTH CENTRE	157	80%	19%	*
09Y	NHS NORTH WEST SURREY CCG	H81093	DR L GIBSON	22	68%	32%	-
09Y	NHS NORTH WEST SURREY CCG	H81094	DR ARNOLD AND PARTNERS	81	83%	17%	-
09Y	NHS NORTH WEST SURREY CCG	H81095	DR MEECHAN AND PARTNERS	57	72%	28%	-
09Y	NHS NORTH WEST SURREY CCG	H81104	95 STANWELL ROAD	64	78%	20%	*
09Y	NHS NORTH WEST SURREY CCG	H81111	PACKERS	41	93%	*	-
09Y	NHS NORTH WEST SURREY CCG	H81122	THE HYTHE MEDICAL CENTRE	54	85%	15%	-
09Y	NHS NORTH WEST SURREY CCG	H81123	SHEERWATER HEALTH CENTRE	84	79%	21%	-
09Y	NHS NORTH WEST SURREY CCG	H81129	THE OLD VICARAGE	33	79%	18%	*
09Y	NHS NORTH WEST SURREY CCG	H81131	THE WHITE PRACTICE	55	84%	16%	-
09Y	NHS NORTH WEST SURREY CCG	H81134	STAINES HEALTH CENTRE	113	87%	13%	-

Table 9 : Breastfeeding initiation, by GP Practice, CCG, Area Team 2013/14 - Annual

Source: NHS England
Crown Copyright © 2014



Code	CCG Name	Code	GP Practice name	Number of maternities	Percentage mothers initiating Breastfeeding	Percentage mothers not Initiating Breastfeeding	Percentage mothers with no known status
09Y	NHS NORTH WEST SURREY CCG	H81632	FELTHAM HILL ROAD SURGERY	23	65%	30%	*
09Y	NHS NORTH WEST SURREY CCG	H81641	COLLEGE ROAD SURGERY	54	83%	17%	-
09Y	NHS NORTH WEST SURREY CCG	H81642	UPPER HALLIFORD MEDICAL CENTRE	42	69%	31%	-
09Y	NHS NORTH WEST SURREY CCG	H81643	THE MAYBURY SURGERY	39	87%	*	-
09Y	NHS NORTH WEST SURREY CCG	H81658	NEW OTTERSHAW SURGERY	44	91%	*	-
09Y	NHS NORTH WEST SURREY CCG	H81663	ASHLEY MEDICAL PRACTICE	40	93%	*	-
09Y	NHS NORTH WEST SURREY CCG	H81664	177 HIGH STREET	14	100%	-	*
09Y	NHS NORTH WEST SURREY CCG	Y01763	DERMATOLOGY CLINIC	*	*	-	-
09Y	NHS NORTH WEST SURREY CCG	Y02688	ASHFORD HEALTH CENTRE	112	94%	6%	-
10C	NHS SURREY HEATH CCG	H81013	FRIMLEY GREEN MEDICAL CTR	315	82%	16%	3%
10C	NHS SURREY HEATH CCG	H81039	PARK HOUSE SURGERY	82	84%	16%	-
10C	NHS SURREY HEATH CCG	H81040	THE SURGERY	64	80%	17%	*
10C	NHS SURREY HEATH CCG	H81069	PARK ROAD SURGERY	108	80%	18%	*
10C	NHS SURREY HEATH CCG	H81075	GORDON ROAD SURGERY	131	81%	18%	*
10C	NHS SURREY HEATH CCG	H81082	CAMBERLEY HEALTH CENTRE	106	83%	15%	*
10C	NHS SURREY HEATH CCG	H81130	ALL SAINTS HOUSE	98	89%	10%	*
10C	NHS SURREY HEATH CCG	H81620	HEATHERSIDE SURGERY	51	92%	*	-
10C	NHS SURREY HEATH CCG	H81622	THE OLD DEAN SURGERY	30	73%	20%	*
99H	NHS SURREY DOWNS CCG	H81011	NORK CLINIC	89	83%	17%	-
99H	NHS SURREY DOWNS CCG	H81016	FAIRFIELD MEDICAL CENTRE	61	84%	16%	-
99H	NHS SURREY DOWNS CCG	H81017	ASHLEA MEDICAL PRACTICE	176	93%	7%	-
99H	NHS SURREY DOWNS CCG	H81028	NEW HOUSE SURGERY	26	92%	*	-
99H	NHS SURREY DOWNS CCG	H81038	LITTLETON SURGERY	23	91%	*	*
99H	NHS SURREY DOWNS CCG	H81051	THE DERBY MEDICAL CENTRE	154	91%	9%	-
99H	NHS SURREY DOWNS CCG	H81067	COBHAM HEALTH CENTRE	138	84%	16%	-
99H	NHS SURREY DOWNS CCG	H81068	THE SURGERY	18	94%	*	*
99H	NHS SURREY DOWNS CCG	H81070	HEATHCOTE MEDICAL CENTRE	91	84%	16%	-
99H	NHS SURREY DOWNS CCG	H81071	ASHLEY CENTRE SURGERY	107	86%	14%	-
99H	NHS SURREY DOWNS CCG	H81072	MEDWYN SURGERY	52	85%	15%	-
99H	NHS SURREY DOWNS CCG	H81074	ST.STEPHENS HOUSE	80	94%	*	-
99H	NHS SURREY DOWNS CCG	H81078	THE GLENLYN MEDICAL CTR.	211	82%	14%	4%
99H	NHS SURREY DOWNS CCG	H81080	THE LONGCROFT CLINIC	80	89%	11%	-
99H	NHS SURREY DOWNS CCG	H81081	TADWORTH MEDICAL CENTRE	95	68%	32%	-
99H	NHS SURREY DOWNS CCG	H81086	THORNHILL SURGERY	51	92%	*	-
99H	NHS SURREY DOWNS CCG	H81091	SPRING STREET SURGERY	54	85%	15%	-
99H	NHS SURREY DOWNS CCG	H81099	ESHER GREEN SURGERY	84	92%	7%	*
99H	NHS SURREY DOWNS CCG	H81103	EASTWICK PARK MED.PRACT.	44	89%	*	-
99H	NHS SURREY DOWNS CCG	H81107	OXSHOTT MEDICAL PRACTICE	38	95%	*	-
99H	NHS SURREY DOWNS CCG	H81109	CAPELFIELD SURGERY	86	85%	13%	*
99H	NHS SURREY DOWNS CCG	H81113	THE LEITH HILL PRACTICE	12	100%	-	*
99H	NHS SURREY DOWNS CCG	H81118	AURIOL MEDICAL PRACTICE	22	86%	*	-
99H	NHS SURREY DOWNS CCG	H81125	GIGGS HILL SURGERY	127	91%	9%	*
99H	NHS SURREY DOWNS CCG	H81126	TATTENHAM HEALTH CENTRE	69	78%	22%	-
99H	NHS SURREY DOWNS CCG	H81128	THE VINE MEDICAL CENTRE	75	89%	8%	*
99H	NHS SURREY DOWNS CCG	H81133	THE OLD COTTAGE HPL SURG	357	84%	16%	*
99H	NHS SURREY DOWNS CCG	H81611	RIVERBANK SURGERY	6	*	*	-
99H	NHS SURREY DOWNS CCG	H81613	STONELEIGH SURGERY	31	94%	*	-
99H	NHS SURREY DOWNS CCG	H81618	THE MOLEBRIDGE PRACTICE	61	80%	20%	-
99H	NHS SURREY DOWNS CCG	H81644	FOUNTAIN SURGERY	85	80%	20%	-
99H	NHS SURREY DOWNS CCG	H81656	SHADBOLT PARK HOUSE SURG	88	93%	*	*
99H	NHS SURREY DOWNS CCG	H81672	LANTERN SURGERY	37	86%	*	-
99K	NHS HIGH WEALD LEWES HAVENS CCG	G81007	THE HEALTH CENTRE	63	92%	*	-
99K	NHS HIGH WEALD LEWES HAVENS CCG	G81016	QUAYSIDE MEDICAL PRACTICE	84	85%	14%	*
99K	NHS HIGH WEALD LEWES HAVENS CCG	G81019	BEACON SURGERY	65	85%	15%	-
99K	NHS HIGH WEALD LEWES HAVENS CCG	G81021	THE SURGERY	56	82%	16%	*
99K	NHS HIGH WEALD LEWES HAVENS CCG	G81024	ASHDOWN FOREST HEALTH CTR	35	97%	*	-
99K	NHS HIGH WEALD LEWES HAVENS CCG	G81030	BELMONT SURGERY	59	86%	12%	*
99K	NHS HIGH WEALD LEWES HAVENS CCG	G81035	RIVER LODGE SURGERY	85	87%	13%	-
99K	NHS HIGH WEALD LEWES HAVENS CCG	G81037	THE MEADS MEDICAL CENTRE	74	77%	23%	-
99K	NHS HIGH WEALD LEWES HAVENS CCG	G81040	WOODHILL SURGERY	16	94%	*	-
99K	NHS HIGH WEALD LEWES HAVENS CCG	G81043	ROTHERFIELD SURGERY	43	88%	*	*
99K	NHS HIGH WEALD LEWES HAVENS CCG	G81045	ST.ANDREW'S SURGERY	72	94%	*	-
99K	NHS HIGH WEALD LEWES HAVENS CCG	G81053	ROWE AVENUE SURGERY	43	86%	14%	-
99K	NHS HIGH WEALD LEWES HAVENS CCG	G81055	SAXONBURY HOUSE	54	85%	11%	*
99K	NHS HIGH WEALD LEWES HAVENS CCG	G81061	CHAPEL STREET SURGERY	64	78%	22%	-
99K	NHS HIGH WEALD LEWES HAVENS CCG	G81086	BIRD-IN-EYE SURGERY	66	89%	*	*
99K	NHS HIGH WEALD LEWES HAVENS CCG	G81088	THE SURGERY	55	84%	11%	*
99K	NHS HIGH WEALD LEWES HAVENS CCG	G81097	MANOR OAK SURGERY	19	84%	*	-
99K	NHS HIGH WEALD LEWES HAVENS CCG	G81100	MERIDIAN SURGERY	99	89%	10%	*
99K	NHS HIGH WEALD LEWES HAVENS CCG	G81102	BUXTED MEDICAL CENTRE	57	96%	*	-
99K	NHS HIGH WEALD LEWES HAVENS CCG	G81614	GROOMBRIDGE & HARTFIELD MEDICAL GRP	29	93%	*	-
99K	NHS HIGH WEALD LEWES HAVENS CCG	G81627	FOXHILL MEDICAL CENTRE	20	90%	*	-
99K	NHS HIGH WEALD LEWES HAVENS CCG	G81692	1 CENTRAL COURT	31	84%	*	-

Table 9 : Breastfeeding initiation, by GP Practice, CCG, Area Team 2013/14 - Annual

Source: NHS England
Crown Copyright © 2014



Code	CCG Name	Code	GP Practice name	Number of maternities	Percentage mothers Initiating Breastfeeding	Percentage mothers not Initiating Breastfeeding	Percentage mothers with no known status
10G	NHS BRACKNELL AND ASCOT CCG	K81001	THE WATERFIELD PRACTICE	153	82%	16%	*
10G	NHS BRACKNELL AND ASCOT CCG	K81006	SANDHURST GROUP PRACTICE	183	85%	14%	*
10G	NHS BRACKNELL AND ASCOT CCG	K81010	KINGS CORNER SURGERY	55	91%	*	-
10G	NHS BRACKNELL AND ASCOT CCG	K81023	THE SURGERY	57	82%	16%	*
10G	NHS BRACKNELL AND ASCOT CCG	K81028	MAGNOLIA HOUSE SURGERY	43	95%	*	-
10G	NHS BRACKNELL AND ASCOT CCG	K81030	RINGMEAD MEDICAL PRACTICE	194	79%	20%	*
10G	NHS BRACKNELL AND ASCOT CCG	K81032	BOUNDARY HOUSE SURGERY	103	78%	20%	*
10G	NHS BRACKNELL AND ASCOT CCG	K81059	WARFIELD GREEN MED. CTR.	90	84%	16%	-
10G	NHS BRACKNELL AND ASCOT CCG	K81060	BINFIELD PRACTICE	129	85%	14%	*
10G	NHS BRACKNELL AND ASCOT CCG	K81076	GREEN MEADOWS PARTNERSHIP	60	92%	*	*
10G	NHS BRACKNELL AND ASCOT CCG	K81087	EASTHAMPSTEAD SURGERY	96	83%	15%	*
10G	NHS BRACKNELL AND ASCOT CCG	K81094	GREAT HOLLANDS HEALTH CTR	42	81%	19%	-
10G	NHS BRACKNELL AND ASCOT CCG	K81610	FOREST END MEDICAL CENTRE	162	83%	16%	*
10G	NHS BRACKNELL AND ASCOT CCG	K81656	CROWN WOOD MEDICAL CENTRE	68	82%	16%	*
10G	NHS BRACKNELL AND ASCOT CCG	K81657	SKIMPED HILL HEALTH CTR.	44	84%	16%	-
10H	NHS CHILTERN CCG	K82001	RECTORY MEADOW SURGERY	*	*	-	-
10H	NHS CHILTERN CCG	K82004	AMERSHAM HEALTH CENTRE	8	100%	-	-
10H	NHS CHILTERN CCG	K82005	HAWTHORNDEN SURGERY	15	87%	*	-
10H	NHS CHILTERN CCG	K82006	IVER MEDICAL CENTRE	35	63%	34%	*
10H	NHS CHILTERN CCG	K82008	THE HALL PRACTICE	17	76%	*	-
10H	NHS CHILTERN CCG	K82010	TOWER HOUSE SURGERY	*	*	-	-
10H	NHS CHILTERN CCG	K82011	MILLBARN MEDICAL CENTRE	11	73%	*	*
10H	NHS CHILTERN CCG	K82012	HIGHFIELD SURGERY	*	*	-	-
10H	NHS CHILTERN CCG	K82017	THE SURGERY	11	91%	*	-
10H	NHS CHILTERN CCG	K82020	CHILTERN HOUSE MED CENTRE	*	*	-	-
10H	NHS CHILTERN CCG	K82022	KINGSWOOD SURGERY	*	*	-	*
10H	NHS CHILTERN CCG	K82023	MARLOW MEDICAL GROUP	96	99%	*	-
10H	NHS CHILTERN CCG	K82024	NEW SURGERY	*	*	*	-
10H	NHS CHILTERN CCG	K82029	CHERRYMEAD SURGERY	9	89%	*	-
10H	NHS CHILTERN CCG	K82030	WYE VALLEY SURGERY	6	*	-	*
10H	NHS CHILTERN CCG	K82031	THREEWAYS	10	80%	*	-
10H	NHS CHILTERN CCG	K82033	BURNHAM HEALTH CENTRE	53	75%	23%	*
10H	NHS CHILTERN CCG	K82036	THE RIVERSIDE SURGERY	11	73%	*	*
10H	NHS CHILTERN CCG	K82037	WATER MEADOW SURGERY	7	*	*	*
10H	NHS CHILTERN CCG	K82044	CARRINGTON HOUSE SURGERY	*	*	*	-
10H	NHS CHILTERN CCG	K82045	SOUTHMEAD SURGERY	15	100%	-	-
10H	NHS CHILTERN CCG	K82046	THE SIMPSON CENTRE	20	85%	*	-
10H	NHS CHILTERN CCG	K82048	STOKENCHURCH MEDICAL CTRE	17	82%	*	*
10H	NHS CHILTERN CCG	K82049	THE SURGERY	9	89%	-	*
10H	NHS CHILTERN CCG	K82051	THE MISBOURNE SURGERY	14	79%	*	-
10H	NHS CHILTERN CCG	K82053	PRIORY SURGERY	*	*	-	-
10H	NHS CHILTERN CCG	K82055	DENHAM MEDICAL CENTRE	38	74%	24%	*
10H	NHS CHILTERN CCG	K82056	LANE END SURGERY	*	*	-	-
10H	NHS CHILTERN CCG	K82066	POUND HOUSE SURGERY	13	100%	-	-
10H	NHS CHILTERN CCG	K82078	CALCOT MEDICAL CENTRE	15	80%	*	*
10H	NHS CHILTERN CCG	K82603	CRESSEX HEALTH CENTRE	7	*	*	-
10H	NHS CHILTERN CCG	K82621	LITTLE CHALFONT SURGERY	*	*	-	-
10H	NHS CHILTERN CCG	Y00061	IVER HEATH HEALTH CENTRE	*	*	*	-
10M	NHS NEWBURY AND DISTRICT CCG	J82054	THE SURGERY	57	82%	18%	-
10M	NHS NEWBURY AND DISTRICT CCG	K81002	EASTFIELD HOUSE	163	85%	15%	-
10M	NHS NEWBURY AND DISTRICT CCG	K81017	THE FALKLANDS SURGERY	128	80%	19%	*
10M	NHS NEWBURY AND DISTRICT CCG	K81050	THE DOWNLAND PRACTICE	130	88%	12%	-
10M	NHS NEWBURY AND DISTRICT CCG	K81052	THE LAMBOURN SURGERY	57	79%	21%	-
10M	NHS NEWBURY AND DISTRICT CCG	K81057	HUNGERFORD SURGERY	76	87%	13%	-
10M	NHS NEWBURY AND DISTRICT CCG	K81061	NORTHCROFT SURGERY	124	81%	19%	-
10M	NHS NEWBURY AND DISTRICT CCG	K81063	THE SURGERY	151	77%	23%	-
10M	NHS NEWBURY AND DISTRICT CCG	K81073	THATCHAM HEALTH CENTRE	205	76%	23%	*
10M	NHS NEWBURY AND DISTRICT CCG	K81102	THE BURDWOOD SURGERY	111	71%	28%	*
10M	NHS NEWBURY AND DISTRICT CCG	K81103	CHAPEL ROW SURGERY	51	76%	24%	-
10N	NHS NORTH & WEST READING CCG	K81004	TILEHURST SURGERY PARTNERSHIP	153	76%	24%	-
10N	NHS NORTH & WEST READING CCG	K81012	THE BOATHOUSE SURGERY	106	89%	11%	-
10N	NHS NORTH & WEST READING CCG	K81014	BALMORE PARK SURGERY	192	81%	18%	*
10N	NHS NORTH & WEST READING CCG	K81027	THE MORTIMER SURGERY	105	81%	18%	*

Table 9 : Breastfeeding initiation, by GP Practice, CCG, Area Team 2013/14 - Annual

Source: NHS England
Crown Copyright © 2014

Code	CCG Name	Code	GP Practice name	Number of maternities	Percentage mothers Initiating Breastfeeding	Percentage mothers not Initiating Breastfeeding	Percentage mothers with no known status
10N	NHS NORTH & WEST READING CCG	K81041	EMMER GREEN SURGERY	81	80%	17%	*
10N	NHS NORTH & WEST READING CCG	K81054	*DORMANT*PRIORY AVENUE SURGERY2 PRIORY AV	107	79%	21%	-
10N	NHS NORTH & WEST READING CCG	K81062	WESTERN ELMS SURGERY	290	79%	19%	*
10N	NHS NORTH & WEST READING CCG	K81067	THE SURGERY	120	74%	26%	-
10N	NHS NORTH & WEST READING CCG	K81077	THEALE MEDICAL CENTRE	117	68%	32%	-
10N	NHS NORTH & WEST READING CCG	K81647	PEPPARD ROAD SURGERY	28	96%	*	-
10N	NHS NORTH & WEST READING CCG	Y04333	PRIORY AVENUE SURGERY	10	100%	-	-
10Q	NHS OXFORDSHIRE CCG	K84001	THE HART SURGERY	114	89%	10%	*
10Q	NHS OXFORDSHIRE CCG	K84002	DIDCOT HEALTH CENTRE	205	75%	23%	*
10Q	NHS OXFORDSHIRE CCG	K84003	THE SURGERY	56	93%	*	-
10Q	NHS OXFORDSHIRE CCG	K84004	DONNINGTON HEALTH CENTRE	185	81%	18%	*
10Q	NHS OXFORDSHIRE CCG	K84005	KENNINGTON HEALTH CENTRE	40	80%	20%	-
10Q	NHS OXFORDSHIRE CCG	K84006	THE EYNHAM MEDICAL CENTRE	105	87%	12%	*
10Q	NHS OXFORDSHIRE CCG	K84007	TEMPLE COWLEY HEALTH CTR.	99	84%	13%	*
10Q	NHS OXFORDSHIRE CCG	K84008	THE CHILTERN SURGERY	69	80%	16%	*
10Q	NHS OXFORDSHIRE CCG	K84009	BURY KNOWLE HEALTH CENTRE	177	85%	15%	-
10Q	NHS OXFORDSHIRE CCG	K84010	BAMPTON MEDICAL PRACTICE	68	74%	24%	*
10Q	NHS OXFORDSHIRE CCG	K84011	SUMMERTOWN HEALTH CENTRE	105	88%	11%	*
10Q	NHS OXFORDSHIRE CCG	K84013	ST.BARTHOLOMEWS MED.CTR.	122	90%	9%	*
10Q	NHS OXFORDSHIRE CCG	K84014	MORLAND HOUSE SURGERY	107	84%	13%	*
10Q	NHS OXFORDSHIRE CCG	K84015	THE SURGERY	19	89%	*	*
10Q	NHS OXFORDSHIRE CCG	K84016	19 BEAUMONT STREET	87	94%	*	*
10Q	NHS OXFORDSHIRE CCG	K84017	WINDRUSH HEALTH CENTRE	160	78%	21%	*
10Q	NHS OXFORDSHIRE CCG	K84019	NEWBURY STREET PRACTICE	146	77%	22%	*
10Q	NHS OXFORDSHIRE CCG	K84020	SONNING COMMON HEALTH CTR	63	90%	10%	-
10Q	NHS OXFORDSHIRE CCG	K84021	BANBURY ROAD MEDICAL CTR.	38	95%	*	-
10Q	NHS OXFORDSHIRE CCG	K84022	EXETER SURGERY	47	72%	26%	*
10Q	NHS OXFORDSHIRE CCG	K84023	BERINSFIELD HEALTH CENTRE	54	59%	37%	*
10Q	NHS OXFORDSHIRE CCG	K84024	WINDRUSH SURGERY	83	70%	28%	*
10Q	NHS OXFORDSHIRE CCG	K84025	BOTLEY MEDICAL CENTRE	83	87%	12%	*
10Q	NHS OXFORDSHIRE CCG	K84026	JERICO HEALTH CENTRE	67	88%	12%	-
10Q	NHS OXFORDSHIRE CCG	K84027	THE MALTHOUSE SURGERY	199	75%	23%	*
10Q	NHS OXFORDSHIRE CCG	K84028	WEST BAR SURGERY	201	74%	25%	*
10Q	NHS OXFORDSHIRE CCG	K84029	*TO BE CONFIRMED DORMANT* THE NORTH OXFOI	20	95%	*	-
10Q	NHS OXFORDSHIRE CCG	K84030	WEST STREET SURGERY	64	72%	28%	-
10Q	NHS OXFORDSHIRE CCG	K84031	BLACKBIRD LEYS HEALTH CTR	182	67%	32%	*
10Q	NHS OXFORDSHIRE CCG	K84032	EAST OXFORD HEALTH CENTRE	122	81%	17%	*
10Q	NHS OXFORDSHIRE CCG	K84033	CHURCH STREET PRACTICE	152	73%	24%	*
10Q	NHS OXFORDSHIRE CCG	K84034	CLIFTON HAMPDEN SURGERY	15	87%	*	*
10Q	NHS OXFORDSHIRE CCG	K84035	THE BELL SURGERY	73	92%	8%	-
10Q	NHS OXFORDSHIRE CCG	K84036	MILL STREAM SURGERY	53	89%	*	*
10Q	NHS OXFORDSHIRE CCG	K84037	WALLINGFORD MED PRACTICE	191	84%	12%	4%
10Q	NHS OXFORDSHIRE CCG	K84038	MONTGOMERY HOUSE SURGERY	131	72%	25%	*
10Q	NHS OXFORDSHIRE CCG	K84039	THE WHITE HOUSE SURGERY	56	79%	20%	*
10Q	NHS OXFORDSHIRE CCG	K84040	HORSEFAIR SURGERY	185	70%	28%	*
10Q	NHS OXFORDSHIRE CCG	K84041	MARCHAM RD FAMILY HTH CTR	112	83%	13%	*
10Q	NHS OXFORDSHIRE CCG	K84042	WOODSTOCK SURGERY	70	94%	*	-
10Q	NHS OXFORDSHIRE CCG	K84043	WOODLANDS MEDICAL CENTRE	90	74%	23%	*
10Q	NHS OXFORDSHIRE CCG	K84044	THE MANOR SURGERY	187	87%	13%	-
10Q	NHS OXFORDSHIRE CCG	K84045	GOSFORD HILL MEDICAL CTR.	71	89%	10%	*
10Q	NHS OXFORDSHIRE CCG	K84046	THE WYCHWOOD SURGERY	41	85%	15%	-
10Q	NHS OXFORDSHIRE CCG	K84047	THE SURGERY	71	82%	15%	*
10Q	NHS OXFORDSHIRE CCG	K84048	HOLLOW WAY MEDICAL CENTRE	120	73%	24%	*
10Q	NHS OXFORDSHIRE CCG	K84049	27 BEAUMONT STREET	51	90%	*	*
10Q	NHS OXFORDSHIRE CCG	K84050	THE RYCOTE PRACTICE	86	83%	12%	*
10Q	NHS OXFORDSHIRE CCG	K84051	WHITE HORSE MEDICAL PRACTICE	115	87%	11%	*
10Q	NHS OXFORDSHIRE CCG	K84052	THE HEALTH CENTRE	150	76%	18%	6%
10Q	NHS OXFORDSHIRE CCG	K84054	THE ABINGDON SURGERY	161	82%	17%	*
10Q	NHS OXFORDSHIRE CCG	K84055	THE HEALTH CENTRE	67	85%	12%	*
10Q	NHS OXFORDSHIRE CCG	K84056	THE CROPREDY SURGERY	24	67%	33%	-
10Q	NHS OXFORDSHIRE CCG	K84058	THE SURGERY	46	91%	*	*
10Q	NHS OXFORDSHIRE CCG	K84059	HIGHTOWN SURGERY	100	66%	32%	*
10Q	NHS OXFORDSHIRE CCG	K84060	ST.CLEMENTS SURGERY	44	91%	*	-

Table 9 : Breastfeeding initiation, by GP Practice, CCG, Area Team 2013/14 - Annual

Source: NHS England
Crown Copyright © 2014



Code	CCG Name	Code	GP Practice name	Number of maternities	Percentage mothers Initiating Breastfeeding	Percentage mothers not Initiating Breastfeeding	Percentage mothers with no known status
10Q	NHS OXFORDSHIRE CCG	K84062	WOODLANDS SURGERY	102	72%	27%	*
10Q	NHS OXFORDSHIRE CCG	K84063	EAST OXFORD HEALTH CENTRE	113	83%	15%	*
10Q	NHS OXFORDSHIRE CCG	K84065	SIBFORD SURGERY	12	67%	*	-
10Q	NHS OXFORDSHIRE CCG	K84066	LUTHER STREET MEDICAL PRACTICE	*	-	-	*
10Q	NHS OXFORDSHIRE CCG	K84071	RED CROSS ROAD SURGERY	53	83%	15%	*
10Q	NHS OXFORDSHIRE CCG	K84072	THE NUFFIELD HEALTH CTR.	146	81%	18%	*
10Q	NHS OXFORDSHIRE CCG	K84073	VICTORIA HOUSE SURGERY	89	81%	18%	*
10Q	NHS OXFORDSHIRE CCG	K84074	THE GROVE MEDICAL CENTRE	42	71%	26%	*
10Q	NHS OXFORDSHIRE CCG	K84075	BROADSHIRES HEALTH CENTRE	214	82%	17%	*
10Q	NHS OXFORDSHIRE CCG	K84076	MARSTON MEDICAL CENTRE	59	83%	12%	*
10Q	NHS OXFORDSHIRE CCG	K84077	THE FERN HILL PRACTICE	43	88%	*	-
10Q	NHS OXFORDSHIRE CCG	K84078	JERICO HEALTH CENTRE	19	89%	*	*
10Q	NHS OXFORDSHIRE CCG	K84079	LONG FURLONG MEDICAL CTR	90	84%	14%	*
10Q	NHS OXFORDSHIRE CCG	K84080	28 BEAUMONT STREET	25	84%	*	-
10Q	NHS OXFORDSHIRE CCG	K84082	KIDLINGTON & YARNTON M/G	88	81%	15%	*
10Q	NHS OXFORDSHIRE CCG	K84605	9 KING EDWARD STREET	13	100%	-	-
10Q	NHS OXFORDSHIRE CCG	K84608	DONNINGTON HEALTH CENTRE	26	65%	35%	-
10Q	NHS OXFORDSHIRE CCG	K84610	THE CHARLBURY SURGERY	44	93%	*	-
10Q	NHS OXFORDSHIRE CCG	K84613	LANGFORD MEDICAL PRACTICE	148	77%	23%	-
10Q	NHS OXFORDSHIRE CCG	K84615	JERICO HEALTH CENTRE	30	83%	*	-
10Q	NHS OXFORDSHIRE CCG	K84617	SOUTH OXFORD HEALTH CTR.	38	89%	*	-
10Q	NHS OXFORDSHIRE CCG	K84618	COGGES SURGERY	87	79%	18%	*
10Q	NHS OXFORDSHIRE CCG	K84620	WOOD FARM HEALTH CENTRE	16	69%	*	-
10Q	NHS OXFORDSHIRE CCG	K84621	NORTH BICESTER SURGERY	40	93%	*	-
10Q	NHS OXFORDSHIRE CCG	K84622	DEER PARK MEDICAL CENTRE	54	83%	17%	-
10Q	NHS OXFORDSHIRE CCG	K84624	OAK TREE HEALTH CENTRE	161	80%	17%	*
10Q	NHS OXFORDSHIRE CCG	Y02754	BANBURY HEALTH CENTRE	103	74%	26%	-
10T	NHS SLOUGH CCG	K81005	WEXHAM ROAD SURGERY	20	80%	*	*
10T	NHS SLOUGH CCG	K81013	DEDWORTH MEDICAL CENTRE	*	*	-	-
10T	NHS SLOUGH CCG	K81024	LANGLEY HEALTH CENTRE	72	78%	21%	*
10T	NHS SLOUGH CCG	K81034	CROSBY HOUSE SURGERY	43	74%	23%	*
10T	NHS SLOUGH CCG	K81039	THE AVENUE MEDICAL CENTRE	20	65%	35%	-
10T	NHS SLOUGH CCG	K81043	THE HERSCHEL MEDICAL CTRE	67	82%	18%	-
10T	NHS SLOUGH CCG	K81075	FARNHAM ROAD SURGERY	112	77%	22%	*
10T	NHS SLOUGH CCG	K81082	UPTON MEDICAL PARTNERSHIP	48	69%	31%	-
10T	NHS SLOUGH CCG	K81083	BHARANI MEDICAL CENTRE	64	72%	27%	*
10T	NHS SLOUGH CCG	K81085	SHREEJI MEDICAL CENTRE	21	67%	33%	-
10T	NHS SLOUGH CCG	K81086	MANOR PARK MEDICAL CENTRE	34	79%	21%	-
10T	NHS SLOUGH CCG	K81089	DR BURDEN & PARTNERS	14	100%	-	-
10T	NHS SLOUGH CCG	K81608	261 BATH ROAD	30	80%	20%	-
10T	NHS SLOUGH CCG	K81616	KUMAR MEDICAL CENTRE	20	90%	*	-
10T	NHS SLOUGH CCG	K81645	240/2 WEXHAM ROAD	27	85%	*	*
10T	NHS SLOUGH CCG	Y00265	CHAPEL MEDICAL PRACTICE	38	76%	24%	-
10T	NHS SLOUGH CCG	Y00437	THE ORCHARD SURGERY	33	82%	18%	-
10W	NHS SOUTH READING CCG	K81007	THE SURGERY	53	79%	21%	-
10W	NHS SOUTH READING CCG	K81026	THE SURGERY	120	79%	20%	*
10W	NHS SOUTH READING CCG	K81040	MILMAN ROAD HEALTH CENTRE	170	66%	34%	-
10W	NHS SOUTH READING CCG	K81044	MELROSE HOUSE	25	92%	*	-
10W	NHS SOUTH READING CCG	K81048	22 LONG BARN LANE	81	62%	36%	*
10W	NHS SOUTH READING CCG	K81056	WESTWOOD ROAD HEALTH CTR.	48	75%	25%	-
10W	NHS SOUTH READING CCG	K81065	THE WHITLEY VILLA PRACT	85	86%	13%	*
10W	NHS SOUTH READING CCG	K81072	THE SURGERY	32	84%	*	-
10W	NHS SOUTH READING CCG	K81078	GROVELANDS MEDICAL CENTRE	194	73%	27%	*
10W	NHS SOUTH READING CCG	K81081	41 RUSSELL STREET	30	87%	*	*
10W	NHS SOUTH READING CCG	K81100	PEMBROKE SURGERY	85	87%	13%	-
10W	NHS SOUTH READING CCG	K81101	MILMAN ROAD HEALTH CENTRE	75	71%	29%	-
10W	NHS SOUTH READING CCG	K81605	UNIVERSITY HEALTH CENTRE	123	92%	6%	*
10W	NHS SOUTH READING CCG	K81613	81 CHRISTCHURCH ROAD	57	72%	26%	*
10W	NHS SOUTH READING CCG	K81633	SOUTH READING SURGERY	102	72%	26%	*
10W	NHS SOUTH READING CCG	K81636	RUSSELL STREET SURGERY	104	77%	22%	*
10W	NHS SOUTH READING CCG	K81640	ELDON ROAD SURGERY	30	90%	*	-
10W	NHS SOUTH READING CCG	K81644	CHANCELLOR HOUSE SURGERY	146	75%	24%	*
10W	NHS SOUTH READING CCG	K81651	MELROSE HOUSE	93	88%	12%	-

Table 9 : Breastfeeding initiation, by GP Practice, CCG, Area Team 2013/14 - Annual

Source: NHS England
Crown Copyright © 2014



Code	CCG Name	Code	GP Practice name	Number of maternities	Percentage mothers Initiating Breastfeeding	Percentage mothers not Initiating Breastfeeding	Percentage mothers with no known status
10W	NHS SOUTH READING CCG	Y02128	SHINFIELD MEDICAL PRACTICE	25	76%	24%	-
10W	NHS SOUTH READING CCG	Y02476	READING WALK-IN HEALTH CENTRE	150	84%	15%	*
10Y	NHS AYLESBURY VALE CCG	K82007	THE SURGERY	25	76%	*	*
10Y	NHS AYLESBURY VALE CCG	K82014	OAKFIELD SURGERY	*	*	-	-
10Y	NHS AYLESBURY VALE CCG	K82018	MEADOWCROFT SURGERY	8	*	*	*
10Y	NHS AYLESBURY VALE CCG	K82019	MANDEVILLE SURGERY	*	*	-	-
10Y	NHS AYLESBURY VALE CCG	K82021	THE OLD CROSS KEYS	17	94%	*	-
10Y	NHS AYLESBURY VALE CCG	K82028	HADDENHAM MEDICAL CENTRE STANB	6	*	*	-
10Y	NHS AYLESBURY VALE CCG	K82034	WELLINGTON HOUSE PRACTICE	25	84%	*	-
10Y	NHS AYLESBURY VALE CCG	K82038	POPLAR GROVE PRACTICE	*	*	-	-
10Y	NHS AYLESBURY VALE CCG	K82040	WHITEHILL SURGERY	6	*	-	*
10Y	NHS AYLESBURY VALE CCG	K82042	WHITCHURCH SURGERY	*	*	-	-
10Y	NHS AYLESBURY VALE CCG	K82043	NORDEN HOUSE SURGERY	11	*	*	*
10Y	NHS AYLESBURY VALE CCG	K82047	NEW CHAPEL SURGERY	72	86%	13%	*
10Y	NHS AYLESBURY VALE CCG	K82061	ASHCROFT SURGERY	*	-	*	-
10Y	NHS AYLESBURY VALE CCG	K82068	WADDESON SURGERY	*	*	-	-
10Y	NHS AYLESBURY VALE CCG	K82069	VERNEY CLOSE FAMILY PRACT	25	80%	*	*
10Y	NHS AYLESBURY VALE CCG	K82070	THE SURGERY	*	*	-	-
10Y	NHS AYLESBURY VALE CCG	K82071	MASONIC HOUSE SURGERY	25	80%	-	*
10Y	NHS AYLESBURY VALE CCG	K82073	ASTON CLINTON SURGERY	8	88%	*	-
10Y	NHS AYLESBURY VALE CCG	K82079	EDLESBOROUGH SURGERY	20	80%	*	-
11C	NHS WINDSOR, ASCOT AND MAIDENHEA	H81047	THE HEALTH CENTRE	103	83%	16%	*
11C	NHS WINDSOR, ASCOT AND MAIDENHEA	K81015	THE SURGERY	19	84%	*	-
11C	NHS WINDSOR, ASCOT AND MAIDENHEA	K81018	THE LINDEN MEDICAL CENTRE	39	90%	*	-
11C	NHS WINDSOR, ASCOT AND MAIDENHEA	K81019	FIRST CARE PRACTICE	14	64%	*	-
11C	NHS WINDSOR, ASCOT AND MAIDENHEA	K81020	CLAREMONT SURGERY	49	92%	*	-
11C	NHS WINDSOR, ASCOT AND MAIDENHEA	K81021	DATCHET HEALTH CENTRE	56	80%	20%	-
11C	NHS WINDSOR, ASCOT AND MAIDENHEA	K81036	THE CEDARS SURGERY	44	93%	*	-
11C	NHS WINDSOR, ASCOT AND MAIDENHEA	K81042	THE COOKHAM MEDICAL CTR	32	94%	*	-
11C	NHS WINDSOR, ASCOT AND MAIDENHEA	K81046	LEE HOUSE SURGERY	26	81%	*	-
11C	NHS WINDSOR, ASCOT AND MAIDENHEA	K81066	THE SYMONS MEDICAL CENTRE	60	85%	15%	-
11C	NHS WINDSOR, ASCOT AND MAIDENHEA	K81068	THE SURGERY	42	88%	*	-
11C	NHS WINDSOR, ASCOT AND MAIDENHEA	K81074	THE CLARENCE MEDICAL CTR.	34	88%	*	-
11C	NHS WINDSOR, ASCOT AND MAIDENHEA	K81084	ROSEMEAD SURGERY	36	92%	*	*
11C	NHS WINDSOR, ASCOT AND MAIDENHEA	K81091	*DORMANT* HOLYPORT SURGERYSTROUD FARM R	14	93%	*	-
11C	NHS WINDSOR, ASCOT AND MAIDENHEA	K81097	REDWOOD HOUSE SURGERY	20	85%	*	-
11C	NHS WINDSOR, ASCOT AND MAIDENHEA	K81607	BHARANI MEDICAL CENTRE	13	69%	*	-
11C	NHS WINDSOR, ASCOT AND MAIDENHEA	K81630	SOUTH MEADOW & DEDWORTH SURGERIES	49	84%	16%	-
11C	NHS WINDSOR, ASCOT AND MAIDENHEA	K81655	RADNOR HOUSE SURGERY	14	93%	*	-
11C	NHS WINDSOR, ASCOT AND MAIDENHEA	K81667	TAPLOW HEALTH CENTRE	18	83%	*	-
11C	NHS WINDSOR, ASCOT AND MAIDENHEA	Y00436	ASCOT MEDICAL CENTRE	28	93%	*	-
11D	NHS WOKINGHAM CCG	K81003	SWALLOWFIELD MED PRACTICE	152	76%	24%	-
11D	NHS WOKINGHAM CCG	K81022	TUDOR HOUSE SURGERY	256	89%	11%	*
11D	NHS WOKINGHAM CCG	K81025	FINCHAMPSTEAD SURGERY	118	75%	22%	*
11D	NHS WOKINGHAM CCG	K81045	PARKSIDE FAMILY PRACTICE	156	83%	15%	*
11D	NHS WOKINGHAM CCG	K81047	CHALFONT SURGERY	283	82%	17%	*
11D	NHS WOKINGHAM CCG	K81051	THE SURGERY	131	80%	19%	*
11D	NHS WOKINGHAM CCG	K81055	THE SURGERY	44	91%	*	*
11D	NHS WOKINGHAM CCG	K81069	THE LODDON VALE PRACTICE	157	83%	16%	*
11D	NHS WOKINGHAM CCG	K81070	THE TWYFORD SURGERY	135	84%	15%	*
11D	NHS WOKINGHAM CCG	K81080	THE SURGERY	48	88%	13%	-
11D	NHS WOKINGHAM CCG	K81092	THE SURGERY	109	85%	15%	-
11D	NHS WOKINGHAM CCG	K81622	WILDERNESS ROAD SURGERY	12	92%	*	-
11D	NHS WOKINGHAM CCG	K81632	*TO BE CONFIRMED DORMANT* CEDAR HOUSE SU	*	*	*	-
11D	NHS WOKINGHAM CCG	K81638	BURMA HILLS SURGERY	17	65%	35%	-

Table 9 : Breastfeeding initiation, by GP Practice, CCG, Area Team 2013/14 - Annual

Source: NHS England
Crown Copyright © 2014



Code	CCG Name	Code	GP Practice name	Number of maternities	Percentage mothers initiating Breastfeeding	Percentage mothers not Initiating Breastfeeding	Percentage mothers with no known status
10J	NHS NORTH HAMPSHIRE CCG	J82046	THE SURGERY	93	87%	12%	*
10J	NHS NORTH HAMPSHIRE CCG	J82058	THE SURGERY	138	83%	17%	-
10J	NHS NORTH HAMPSHIRE CCG	J82061	ODIHAM HEALTH CENTRE	125	82%	18%	-
10J	NHS NORTH HAMPSHIRE CCG	J82065	CAMROSE MEDICAL PARTNERSHIP	144	71%	29%	-
10J	NHS NORTH HAMPSHIRE CCG	J82069	GILLIES HEALTH CENTRE	214	77%	22%	*
10J	NHS NORTH HAMPSHIRE CCG	J82077	BERMUDA PRACTICE	94	77%	23%	*
10J	NHS NORTH HAMPSHIRE CCG	J82079	CLIFT SURGERY	71	79%	21%	-
10J	NHS NORTH HAMPSHIRE CCG	J82094	THE TADLEY MEDICAL P'SHIP	190	83%	17%	-
10J	NHS NORTH HAMPSHIRE CCG	J82096	MARLOWE PARTNERSHIP	86	65%	35%	-
10J	NHS NORTH HAMPSHIRE CCG	J82123	THE HACKWOOD PARTNERSHIP	153	76%	24%	*
10J	NHS NORTH HAMPSHIRE CCG	J82136	CHAWTON PARK SURGERY	80	85%	14%	*
10J	NHS NORTH HAMPSHIRE CCG	J82138	HOOK & HARTLEY WINTNEY MEDICAL PTNERSHIP	121	87%	12%	*
10J	NHS NORTH HAMPSHIRE CCG	J82144	CROWN HEIGHTS MEDICAL CENTRE	308	78%	22%	*
10J	NHS NORTH HAMPSHIRE CCG	J82157	THE WILSON PRACTICE	140	83%	16%	*
10J	NHS NORTH HAMPSHIRE CCG	J82197	BENTLEY VILLAGE SURGERY	21	100%	-	-
10J	NHS NORTH HAMPSHIRE CCG	J82218	CHINEHAM MEDICAL PRACTICE	158	87%	13%	*
10J	NHS NORTH HAMPSHIRE CCG	J82220	THE ROOKSDOWN PRACTICE	121	75%	25%	-
10J	NHS NORTH HAMPSHIRE CCG	J82625	BOUNDARIES SURGERY	27	81%	*	-
10J	NHS NORTH HAMPSHIRE CCG	J82639	KINGSCLERE HEALTH CENTRE	47	87%	13%	-
10J	NHS NORTH HAMPSHIRE CCG	J82647	EAST BARN SURGERY	*	*	-	-
10J	NHS NORTH HAMPSHIRE CCG	J82688	THE BEGGARWOOD SURGERY	90	83%	17%	-
10K	NHS FAREHAM AND GOSPORT CCG	J82006	GOSPORT MEDICAL CENTRE	93	62%	37%	*
10K	NHS FAREHAM AND GOSPORT CCG	J82012	THE PORTCHESTER PRACTICE	74	77%	18%	*
10K	NHS FAREHAM AND GOSPORT CCG	J82023	THE WHITELEY SURGERY	176	80%	19%	*
10K	NHS FAREHAM AND GOSPORT CCG	J82026	CENTRE PRACTICE	125	66%	30%	*
10K	NHS FAREHAM AND GOSPORT CCG	J82033	THE SURGERY	89	79%	20%	*
10K	NHS FAREHAM AND GOSPORT CCG	J82044	JUBILEE SURGERY	108	78%	18%	*
10K	NHS FAREHAM AND GOSPORT CCG	J82083	THE MEDICAL CENTRE	89	69%	24%	8%
10K	NHS FAREHAM AND GOSPORT CCG	J82084	BURY ROAD SURGERY	33	55%	36%	*
10K	NHS FAREHAM AND GOSPORT CCG	J82100	FORTON MEDICAL CENTRE	114	61%	33%	5%
10K	NHS FAREHAM AND GOSPORT CCG	J82104	STUBBINGTON SURGERY	77	77%	22%	*
10K	NHS FAREHAM AND GOSPORT CCG	J82113	WATERSIDE MEDICAL CENTRE	146	59%	38%	*
10K	NHS FAREHAM AND GOSPORT CCG	J82127	BRUNE MEDICAL CENTRE	108	57%	35%	7%
10K	NHS FAREHAM AND GOSPORT CCG	J82133	THE SURGERY	44	70%	27%	*
10K	NHS FAREHAM AND GOSPORT CCG	J82152	THE BRIDGEMARY MED. CTR.	65	54%	42%	*
10K	NHS FAREHAM AND GOSPORT CCG	J82154	THE HIGHLANDS PRACTICE	169	70%	25%	5%
10K	NHS FAREHAM AND GOSPORT CCG	J82161	WESTLANDS MEDICAL CENTRE	84	76%	20%	*
10K	NHS FAREHAM AND GOSPORT CCG	J82174	LOCKSWOOD SURGERY	101	80%	16%	*
10K	NHS FAREHAM AND GOSPORT CCG	J82215	LEE-ON-SOLENT HEALTH CTR.	52	81%	15%	*
10K	NHS FAREHAM AND GOSPORT CCG	J82216	BROOK LANE SURGERY	89	78%	18%	*
10K	NHS FAREHAM AND GOSPORT CCG	J82648	LEE-ON-SOLENT HEALTH CTR.	44	75%	16%	*
10K	NHS FAREHAM AND GOSPORT CCG	J82669	ROWNER HEALTH CENTRE	121	66%	30%	*
10L	NHS ISLE OF WIGHT CCG	J84004	EAST COWES MEDICAL CENTRE	*	-	-	-
10L	NHS ISLE OF WIGHT CCG	J84005	19 THE ESPLANADE	*	-	*	-
10L	NHS ISLE OF WIGHT CCG	J84010	SHANKLIN MEDICAL CENTRE	*	*	-	-
10L	NHS ISLE OF WIGHT CCG	J84011	CARISBROOKE HEALTH CENTRE	*	*	-	-
10L	NHS ISLE OF WIGHT CCG	J84015	COWES MEDICAL CENTRE	*	*	-	-
10L	NHS ISLE OF WIGHT CCG	J84019	BROOKSIDE HEALTH CENTRE	*	-	-	-
10R	NHS PORTSMOUTH CCG	J82004	QUEENS ROAD SURGERY	70	71%	26%	*
10R	NHS PORTSMOUTH CCG	J82028	THE SURGERY	130	80%	18%	*
10R	NHS PORTSMOUTH CCG	J82031	SOMERS TOWN HEALTH CENTRE	60	65%	33%	*
10R	NHS PORTSMOUTH CCG	J82038	THE HEALTH HOUSE	59	66%	29%	*
10R	NHS PORTSMOUTH CCG	J82055	THE SURGERY	54	80%	17%	*
10R	NHS PORTSMOUTH CCG	J82060	SOUTHSEA MEDICAL CENTRE.	130	50%	45%	5%
10R	NHS PORTSMOUTH CCG	J82073	KIRKLANDS	96	64%	34%	*
10R	NHS PORTSMOUTH CCG	J82085	LAKE ROAD HEALTH CENTRE	222	55%	41%	4%
10R	NHS PORTSMOUTH CCG	J82086	THE SURGERY	46	46%	52%	*
10R	NHS PORTSMOUTH CCG	J82090	SUNNYSIDE MEDICAL CENTRE	203	71%	26%	*
10R	NHS PORTSMOUTH CCG	J82091	THE BAFFINS SURGERY	113	69%	27%	*
10R	NHS PORTSMOUTH CCG	J82102	DRAYTON SURGERY	138	80%	15%	5%
10R	NHS PORTSMOUTH CCG	J82114	NORTH HARBOUR MEDICAL GROUP	107	61%	35%	*
10R	NHS PORTSMOUTH CCG	J82117	DR HUGHES AND PARTNERS	164	60%	34%	7%
10R	NHS PORTSMOUTH CCG	J82149	THE SURGERY	157	66%	28%	6%
10R	NHS PORTSMOUTH CCG	J82155	PORTSDOWN GROUP PRACTICE	420	58%	37%	5%
10R	NHS PORTSMOUTH CCG	J82159	THE SURGERY	26	69%	23%	*
10R	NHS PORTSMOUTH CCG	J82165	THE SURGERY	49	69%	27%	*
10R	NHS PORTSMOUTH CCG	J82168	RAMILLIES	69	81%	13%	*
10R	NHS PORTSMOUTH CCG	J82175	THE SURGERY	46	76%	15%	*
10R	NHS PORTSMOUTH CCG	J82177	JOHN POUNDS MEDICAL CENTRE	51	67%	31%	*
10R	NHS PORTSMOUTH CCG	J82191	THE SURGERY	43	67%	26%	*
10R	NHS PORTSMOUTH CCG	J82194	THE SURGERY	66	82%	15%	*
10R	NHS PORTSMOUTH CCG	J82199	UNIVERSITY SURGERY	28	79%	*	*
10R	NHS PORTSMOUTH CCG	J82212	EASTNEY HEALTH CENTRE	58	74%	17%	*
10R	NHS PORTSMOUTH CCG	Y02526	GUILDHALL WALK HEALTHCARE CTR	91	71%	20%	9%
10V	NHS SOUTH EASTERN HAMPSHIRE CCG	J82005	ROWLANDS CASTLE SURGERY	26	96%	*	-
10V	NHS SOUTH EASTERN HAMPSHIRE CCG	J82009	EMSWORTH SURGERY	113	88%	12%	-
10V	NHS SOUTH EASTERN HAMPSHIRE CCG	J82010	SUITE A HAVANT HEALTH CTR	188	65%	31%	4%
10V	NHS SOUTH EASTERN HAMPSHIRE CCG	J82021	HAYLING ISLAND HEALTH CTR	48	71%	25%	*
10V	NHS SOUTH EASTERN HAMPSHIRE CCG	J82027	LIPHOOK VILLAGE SURGERY	41	83%	17%	-
10V	NHS SOUTH EASTERN HAMPSHIRE CCG	J82032	THE CURLEW PRACTICE	51	59%	41%	-
10V	NHS SOUTH EASTERN HAMPSHIRE CCG	J82037	WATERLOOVILLE HEALTH CTR.	98	54%	41%	*
10V	NHS SOUTH EASTERN HAMPSHIRE CCG	J82041	STAUNTON SURGERY	99	57%	40%	*
10V	NHS SOUTH EASTERN HAMPSHIRE CCG	J82042	BADGERSWOOD SURGERY	143	71%	28%	*
10V	NHS SOUTH EASTERN HAMPSHIRE CCG	J82093	STAKES LODGE SURGERY	65	69%	26%	*

Table 9 : Breastfeeding initiation, by GP Practice, CCG, Area Team 2013/14 - Annual

Source: NHS England
Crown Copyright © 2014



Code	CCG Name	Code	GP Practice name	Number of maternities	Percentage mothers Initiating Breastfeeding	Percentage mothers not Initiating Breastfeeding	Percentage mothers with no known status
10V	NHS SOUTH EASTERN HAMPSHIRE CCG	J82098	SWAN SURGERY	107	71%	21%	8%
10V	NHS SOUTH EASTERN HAMPSHIRE CCG	J82119	THE HEALTH CENTRE	74	58%	35%	*
10V	NHS SOUTH EASTERN HAMPSHIRE CCG	J82134	THE SURGERY	141	68%	30%	*
10V	NHS SOUTH EASTERN HAMPSHIRE CCG	J82147	CLANFIELD SURGERY	64	72%	22%	*
10V	NHS SOUTH EASTERN HAMPSHIRE CCG	J82163	THE SURGERY	88	70%	27%	*
10V	NHS SOUTH EASTERN HAMPSHIRE CCG	J82164	HILLBROW SURGERY	67	73%	21%	*
10V	NHS SOUTH EASTERN HAMPSHIRE CCG	J82167	RIVERSIDE SURGERY	48	79%	19%	*
10V	NHS SOUTH EASTERN HAMPSHIRE CCG	J82184	PINEHILL SURGERY	49	80%	18%	*
10V	NHS SOUTH EASTERN HAMPSHIRE CCG	J82196	SUITE B	137	64%	33%	*
10V	NHS SOUTH EASTERN HAMPSHIRE CCG	J82201	THE GRANGE SURGERY	70	84%	*	9%
10V	NHS SOUTH EASTERN HAMPSHIRE CCG	J82210	THE ELMS PRACTICE	55	76%	20%	*
10V	NHS SOUTH EASTERN HAMPSHIRE CCG	J82609	QUEENSWOOD SURGERY	34	59%	35%	*
10V	NHS SOUTH EASTERN HAMPSHIRE CCG	J82633	KELSEY'S SURGERY	17	65%	35%	-
10V	NHS SOUTH EASTERN HAMPSHIRE CCG	J82640	HORNDEAN SURGERY	46	72%	26%	*
10V	NHS SOUTH EASTERN HAMPSHIRE CCG	J82646	PARK LANE MEDICAL CENTRE	55	42%	49%	*
10V	NHS SOUTH EASTERN HAMPSHIRE CCG	J82650	MIDDLE PARK MEDICAL CTR.	32	47%	47%	*
10V	NHS SOUTH EASTERN HAMPSHIRE CCG	Y01281	THE VILLAGE PRACTICE	20	79%	*	*
10X	NHS SOUTHAMPTON CCG	J82001	BURGESS ROAD SURGERY	121	74%	24%	*
10X	NHS SOUTHAMPTON CCG	J82002	LORDSHILL HEALTH CENTRE	145	62%	37%	*
10X	NHS SOUTHAMPTON CCG	J82022	VICTOR STREET SURGERY	124	79%	20%	*
10X	NHS SOUTHAMPTON CCG	J82024	CAR PARK AT REAR OF	91	90%	8%	*
10X	NHS SOUTHAMPTON CCG	J82040	BITTERNE SURGERY	156	60%	39%	*
10X	NHS SOUTHAMPTON CCG	J82062	THE SURGERY	221	70%	28%	*
10X	NHS SOUTHAMPTON CCG	J82076	WOOLSTON LODGE SURGERY	82	68%	28%	*
10X	NHS SOUTHAMPTON CCG	J82080	UNIVERSITY HEALTH SERVICE	50	96%	-	*
10X	NHS SOUTHAMPTON CCG	J82081	ST.MARY'S SURGERY	254	85%	13%	*
10X	NHS SOUTHAMPTON CCG	J82087	STONEHAM LANE SURGERY	67	72%	27%	*
10X	NHS SOUTHAMPTON CCG	J82088	GROVE MEDICAL PRACTICE	129	77%	19%	*
10X	NHS SOUTHAMPTON CCG	J82092	THE ALDERMOOR SURGERY	114	75%	24%	*
10X	NHS SOUTHAMPTON CCG	J82101	CHESSSEL SURGERY	147	68%	28%	4%
10X	NHS SOUTHAMPTON CCG	J82115	ATHERLEY HOUSE SURGERY	77	88%	10%	*
10X	NHS SOUTHAMPTON CCG	J82122	ALMA ROAD SURGERY	130	85%	11%	5%
10X	NHS SOUTHAMPTON CCG	J82126	THE SURGERY	47	81%	17%	*
10X	NHS SOUTHAMPTON CCG	J82128	OLD FIRE STATION SURGERY	99	72%	27%	*
10X	NHS SOUTHAMPTON CCG	J82141	BATH LODGE PRACTICE	151	62%	35%	*
10X	NHS SOUTHAMPTON CCG	J82171	BITTERNE PARK SURGERY	130	88%	8%	*
10X	NHS SOUTHAMPTON CCG	J82180	TOWNHILL SURGERY	91	73%	26%	*
10X	NHS SOUTHAMPTON CCG	J82182	CANUTE SURGERY	59	69%	25%	*
10X	NHS SOUTHAMPTON CCG	J82183	THE SURGERY	29	93%	*	*
10X	NHS SOUTHAMPTON CCG	J82187	HAREFIELD SURGERY	152	61%	38%	*
10X	NHS SOUTHAMPTON CCG	J82203	REGENTS PARK SURGERY	84	82%	15%	*
10X	NHS SOUTHAMPTON CCG	J82207	HILL LANE SURGERY	107	86%	12%	*
10X	NHS SOUTHAMPTON CCG	J82208	ST.PETERS SURGERY	71	80%	20%	-
10X	NHS SOUTHAMPTON CCG	J82213	BROOK HOUSE SURGERY	57	49%	51%	-
10X	NHS SOUTHAMPTON CCG	J82217	S/HAMPTON H/LESS HTH CARE	*	*	*	-
10X	NHS SOUTHAMPTON CCG	J82605	WALNUT HOUSE SURGERY	25	84%	*	*
10X	NHS SOUTHAMPTON CCG	J82607	*TO BE CONFIRMED DORMANT* PORTSWOOD RO	16	88%	*	-
10X	NHS SOUTHAMPTON CCG	J82612	ST.DENY'S SURGERY	31	68%	32%	-
10X	NHS SOUTHAMPTON CCG	J82613	MIDANBURY SURGERY	*	*	-	-
10X	NHS SOUTHAMPTON CCG	J82619	PORTSWOOD SOLENT SURGERY	43	77%	14%	*
10X	NHS SOUTHAMPTON CCG	J82622	THORNHILL PARK SURGERY	93	68%	30%	*
10X	NHS SOUTHAMPTON CCG	J82631	BARGATE MEDICAL CENTRE	40	88%	*	-
10X	NHS SOUTHAMPTON CCG	J82651	*DORMANT*SPITFIRE COURT SURGERY	7	*	*	-
10X	NHS SOUTHAMPTON CCG	J82663	HIGHFIELD HEALTH	33	85%	*	*
10X	NHS SOUTHAMPTON CCG	Y02838	ADELAIDE GP SURGERY	93	66%	33%	*
11A	NHS WEST HAMPSHIRE CCG	J82007	THE ARNEWOOD PRACTICE	105	83%	13%	*
11A	NHS WEST HAMPSHIRE CCG	J82008	WEST END SURGERY	78	90%	*	-
11A	NHS WEST HAMPSHIRE CCG	J82016	THE SURGERY	70	90%	10%	-
11A	NHS WEST HAMPSHIRE CCG	J82017	ANDOVER HEALTH CENTRE MEDICAL PRACTICE	133	78%	22%	*
11A	NHS WEST HAMPSHIRE CCG	J82018	STOKESWOOD SURGERY	123	78%	22%	-
11A	NHS WEST HAMPSHIRE CCG	J82019	THE FRYERN SURGERY	90	82%	14%	*
11A	NHS WEST HAMPSHIRE CCG	J82020	EASTLEIGH HEALTH CENTRE	72	82%	17%	*
11A	NHS WEST HAMPSHIRE CCG	J82025	CHARLTON HILL SURGERY	101	89%	11%	-
11A	NHS WEST HAMPSHIRE CCG	J82029	NEW MILTON HEALTH CENTRE	72	81%	19%	-
11A	NHS WEST HAMPSHIRE CCG	J82034	WICKHAM SURGERY	126	80%	17%	*
11A	NHS WEST HAMPSHIRE CCG	J82035	ST.CLEMENTS SURGERY	155	80%	20%	-
11A	NHS WEST HAMPSHIRE CCG	J82036	WEST MEON SURGERY	16	75%	*	-
11A	NHS WEST HAMPSHIRE CCG	J82039	RINGWOOD MEDICAL CENTRE	86	85%	14%	*
11A	NHS WEST HAMPSHIRE CCG	J82050	ST.PAUL'S SURGERY	197	87%	13%	-
11A	NHS WEST HAMPSHIRE CCG	J82051	BLACKTHORN HEALTH CTR	181	75%	24%	*
11A	NHS WEST HAMPSHIRE CCG	J82053	THE ADELAIDE MEDICAL CTR.	94	66%	34%	-
11A	NHS WEST HAMPSHIRE CCG	J82056	THE RED AND GREEN PRACTICES	202	74%	24%	*
11A	NHS WEST HAMPSHIRE CCG	J82059	THE WATERCRESS MEDICAL GROUP	49	88%	12%	-
11A	NHS WEST HAMPSHIRE CCG	J82063	PARKSIDE FAMILY PRACTICE	163	74%	24%	*
11A	NHS WEST HAMPSHIRE CCG	J82064	THE SURGERY	119	86%	14%	-
11A	NHS WEST HAMPSHIRE CCG	J82071	ST.ANDREW'S SURGERY	143	73%	27%	*
11A	NHS WEST HAMPSHIRE CCG	J82072	FORESTSIDE MEDICAL PRACT	121	78%	20%	*
11A	NHS WEST HAMPSHIRE CCG	J82074	ALMA ROAD SURGERY	112	85%	14%	*
11A	NHS WEST HAMPSHIRE CCG	J82075	CHAWTON HOUSE SURGERY	58	83%	17%	-
11A	NHS WEST HAMPSHIRE CCG	J82082	SHEPHERDS SPRING MED.CTR.	152	80%	20%	-
11A	NHS WEST HAMPSHIRE CCG	J82089	THE MEDICAL CENTRE	145	83%	16%	*
11A	NHS WEST HAMPSHIRE CCG	J82097	TOTTON HEALTH CENTRE	109	76%	24%	-
11A	NHS WEST HAMPSHIRE CCG	J82103	ST.MARY'S SURGERY	154	77%	22%	*
11A	NHS WEST HAMPSHIRE CCG	J82106	THE GRATTON SURGERY	54	81%	19%	-

Table 9 : Breastfeeding initiation, by GP Practice, CCG, Area Team 2013/14 - Annual

Source: NHS England
Crown Copyright © 2014



Code	CGG Name	Code	GP Practice name	Number of maternities	Percentage mothers Initiating Breastfeeding	Percentage mothers not Initiating Breastfeeding	Percentage mothers with no known status
11A	NHS WEST HAMPSHIRE CCG	J82112	FOREST GATE SURGERY	133	88%	9%	*
11A	NHS WEST HAMPSHIRE CCG	J82116	THE SURGERY	66	88%	12%	-
11A	NHS WEST HAMPSHIRE CCG	J82121	NORTH BADDESLEY HTH.CTR.	59	76%	24%	-
11A	NHS WEST HAMPSHIRE CCG	J82124	ALRESFORD GROUP SURGERY	81	90%	10%	-
11A	NHS WEST HAMPSHIRE CCG	J82129	THE SURGERY	43	84%	14%	*
11A	NHS WEST HAMPSHIRE CCG	J82130	THE FRIARSGATE PRACTICE	243	86%	13%	*
11A	NHS WEST HAMPSHIRE CCG	J82131	THE FORDINGBRIDGE SURGERY	84	85%	15%	-
11A	NHS WEST HAMPSHIRE CCG	J82132	TESTVALE SURGERY	145	77%	19%	4%
11A	NHS WEST HAMPSHIRE CCG	J82139	MILFORD MEDICAL CENTRE	87	86%	14%	-
11A	NHS WEST HAMPSHIRE CCG	J82143	PARK SURGERY	137	88%	12%	-
11A	NHS WEST HAMPSHIRE CCG	J82145	ABBEY MEAD SURGERY	65	83%	17%	-
11A	NHS WEST HAMPSHIRE CCG	J82146	LYNDHURST SURGERY	33	94%	*	-
11A	NHS WEST HAMPSHIRE CCG	J82150	CORNERWAYS MEDICAL CENTRE	57	86%	11%	*
11A	NHS WEST HAMPSHIRE CCG	J82151	TWIN OAKS MEDICAL CENTRE	20	80%	*	*
11A	NHS WEST HAMPSHIRE CCG	J82156	WATERFRONT AND SOLENT SURGERY	64	83%	13%	*
11A	NHS WEST HAMPSHIRE CCG	J82166	BARTON SURGERY	43	74%	21%	*
11A	NHS WEST HAMPSHIRE CCG	J82169	BOYATT WOOD SURGERY	75	79%	21%	-
11A	NHS WEST HAMPSHIRE CCG	J82186	NIGHTINGALE SURGERY	81	83%	15%	*
11A	NHS WEST HAMPSHIRE CCG	J82188	BURSLDON SURGERY	53	81%	17%	*
11A	NHS WEST HAMPSHIRE CCG	J82190	THE BROWNHILL SURGERY	70	79%	21%	-
11A	NHS WEST HAMPSHIRE CCG	J82192	ST LUKES SURGERY	184	82%	17%	*
11A	NHS WEST HAMPSHIRE CCG	J82214	WHITCHURCH SURGERY	67	91%	9%	-
11A	NHS WEST HAMPSHIRE CCG	J82620	*DORMANT*LEIGHSIDE PRACTICE	7	*	*	*
11A	NHS WEST HAMPSHIRE CCG	J82629	DERRY DOWN CLINIC	23	91%	*	-
11A	NHS WEST HAMPSHIRE CCG	J82634	OLD ANCHOR INN SURGERY	42	71%	29%	-
11A	NHS WEST HAMPSHIRE CCG	J82657	GREYWELLS MEDICAL CENTRE	17	82%	*	*
11J	NHS DORSET CCG	J81002	THE ORCHID HOUSE SURGERY	45	78%	18%	*
11J	NHS DORSET CCG	J81003	ALMA MEDICAL CENTRE	90	84%	13%	*
11J	NHS DORSET CCG	J81004	POOLE ROAD MEDICAL CENTRE	84	93%	*	*
11J	NHS DORSET CCG	J81005	THE BRIDPORT MEDICAL CTR	135	80%	17%	*
11J	NHS DORSET CCG	J81006	THE ADAM PRACTICE	341	69%	19%	12%
11J	NHS DORSET CCG	J81009	ROYAL MANOR HEALTH CARE	141	72%	26%	*
11J	NHS DORSET CCG	J81010	SWANAGE HEALTH CENTRE	104	83%	13%	*
11J	NHS DORSET CCG	J81011	WAREHAM SURGERY	51	82%	16%	*
11J	NHS DORSET CCG	J81012	PARKSTONE HEALTH CENTRE	138	83%	9%	8%
11J	NHS DORSET CCG	J81013	CANFORD HEATH GROUP PRACT	131	69%	18%	13%
11J	NHS DORSET CCG	J81014	WESTBOURNE MEDICAL CENTRE	183	87%	8%	5%
11J	NHS DORSET CCG	J81016	QUEENS AVENUE SURGERY	53	89%	*	*
11J	NHS DORSET CCG	J81017	THE SURGERY	20	90%	*	*
11J	NHS DORSET CCG	J81018	BEAUFORT ROAD SURGERY	115	83%	14%	*
11J	NHS DORSET CCG	J81019	THE SURGERY	157	80%	18%	*
11J	NHS DORSET CCG	J81020	BERE REGIS SURGERY	27	81%	*	-
11J	NHS DORSET CCG	J81021	SHELLEY MANOR MEDICAL CENTRE	131	81%	15%	5%
11J	NHS DORSET CCG	J81022	WEST MOORS GROUP PRACTICE	48	69%	23%	*
11J	NHS DORSET CCG	J81024	HOLDENHURST ROAD SURGERY	145	84%	12%	4%
11J	NHS DORSET CCG	J81025	THE WELLBRIDGE PRACTICE	50	90%	*	*
11J	NHS DORSET CCG	J81026	ABBEY VIEW MEDICAL CENTRE	137	90%	10%	-
11J	NHS DORSET CCG	J81027	ROYAL CRESCENT SURGERY	156	76%	22%	*
11J	NHS DORSET CCG	J81028	HIGHCLIFFE MEDICAL CENTRE	48	69%	23%	*
11J	NHS DORSET CCG	J81029	THE APPLES MEDICAL CENTRE	40	93%	*	-
11J	NHS DORSET CCG	J81030	THE VERWOOD SURGERY	68	79%	18%	*
11J	NHS DORSET CCG	J81031	EAGLE HOUSE SURGERY	91	86%	12%	*
11J	NHS DORSET CCG	J81032	NEWLAND SURGERY	50	80%	20%	-
11J	NHS DORSET CCG	J81033	TALBOT MEDICAL CENTRE	115	70%	24%	6%
11J	NHS DORSET CCG	J81034	QUARTERJACK SURGERY	74	81%	15%	*
11J	NHS DORSET CCG	J81035	THE SURGERY	25	84%	*	-
11J	NHS DORSET CCG	J81036	THE ROSEMARY HEALTH CTR	88	65%	28%	7%
11J	NHS DORSET CCG	J81038	NORTHBOURNE SURGERY	34	71%	*	21%
11J	NHS DORSET CCG	J81039	MOORDOWN MEDICAL CENTRE	75	83%	11%	*
11J	NHS DORSET CCG	J81040	STALBRIDGE SURGERY	43	84%	16%	-
11J	NHS DORSET CCG	J81041	THE HADLEIGH PRACTICE	134	88%	7%	4%
11J	NHS DORSET CCG	J81042	THE VILLAGE SURGERY	45	71%	22%	*
11J	NHS DORSET CCG	J81043	CHRISTCHURCH MEDICAL CTR	37	68%	19%	*
11J	NHS DORSET CCG	J81044	HEATHERVIEW MEDICAL CTR.	119	65%	25%	10%
11J	NHS DORSET CCG	J81045	THE SURGERY	90	54%	36%	10%
11J	NHS DORSET CCG	J81046	THE HARVEY PRACTICE	91	86%	10%	*
11J	NHS DORSET CCG	J81047	JAMES FISHER MEDICAL CTR	130	82%	14%	5%
11J	NHS DORSET CCG	J81048	WESSEX ROAD SURGERY	66	88%	*	*
11J	NHS DORSET CCG	J81049	MARINE SURGERY	95	85%	14%	*
11J	NHS DORSET CCG	J81050	BURTON GREEN MEDICAL CTR.	68	74%	22%	*
11J	NHS DORSET CCG	J81051	WYKE REGIS HEALTH CENTRE	63	76%	22%	*
11J	NHS DORSET CCG	J81052	CARLISLE HOUSE	47	68%	17%	15%
11J	NHS DORSET CCG	J81053	THE CERNE ABBAS PRACTICE	26	88%	*	-
11J	NHS DORSET CCG	J81054	LILLIPUT SURGERY	80	86%	8%	*
11J	NHS DORSET CCG	J81055	THE SURGERY	89	80%	19%	*
11J	NHS DORSET CCG	J81056	CHRISTCHURCH MEDICAL CTR	61	75%	18%	*
11J	NHS DORSET CCG	J81057	CHRISTCHURCH MED CENTRE	36	72%	22%	*
11J	NHS DORSET CCG	J81058	THE SURGERY	67	87%	12%	*
11J	NHS DORSET CCG	J81059	SOUTHBOURNE SURGERY	73	85%	12%	*
11J	NHS DORSET CCG	J81061	PENNY'S HILL PRACTICE	46	74%	22%	*
11J	NHS DORSET CCG	J81062	ST.ALBANS MEDICAL CENTRE	116	89%	8%	*
11J	NHS DORSET CCG	J81063	1 DURDELLS AVENUE	21	71%	*	*
11J	NHS DORSET CCG	J81064	POOLE TOWN SURGERY	30	83%	*	*
11J	NHS DORSET CCG	J81065	MADEIRA MEDICAL CENTRE	85	86%	11%	*

Table 9 : Breastfeeding initiation, by GP Practice, CCG, Area Team 2013/14 - Annual

Source: NHS England
Crown Copyright © 2014



Code	CCG Name	Code	GP Practice name	Number of maternities	Percentage mothers Initiating Breastfeeding	Percentage mothers not Initiating Breastfeeding	Percentage mothers with no known status
11J	NHS DORSET CCG	J81066	STOUR SURGERY	87	79%	13%	8%
11J	NHS DORSET CCG	J81067	LITTLEDOWN SURGERY	34	82%	*	*
11J	NHS DORSET CCG	J81068	ATRIUM HEALTH CENTRE	68	72%	24%	*
11J	NHS DORSET CCG	J81069	LONGFLEET HOUSE SURGERY	43	72%	19%	*
11J	NHS DORSET CCG	J81070	BEARWOOD MEDICAL CENTRE	90	71%	21%	8%
11J	NHS DORSET CCG	J81071	1 LEYBOURNE AVENUE	31	71%	19%	*
11J	NHS DORSET CCG	J81072	14 GERVIS ROAD	151	95%	*	*
11J	NHS DORSET CCG	J81073	THE BRIDGES MEDICAL CTR.	157	71%	27%	*
11J	NHS DORSET CCG	J81074	BARTON HOUSE	34	85%	*	*
11J	NHS DORSET CCG	J81075	CROSS ROAD SURGERY	28	68%	32%	-
11J	NHS DORSET CCG	J81076	POUND PIECE	44	70%	25%	*
11J	NHS DORSET CCG	J81077	WALFORD MILL MEDICAL CTRE	37	73%	*	16%
11J	NHS DORSET CCG	J81078	BUTE HOUSE	36	89%	*	-
11J	NHS DORSET CCG	J81081	THE BARN SURGERY	96	82%	18%	-
11J	NHS DORSET CCG	J81082	CORNWALL ROAD MED PRACT	53	89%	*	*
11J	NHS DORSET CCG	J81085	STROUDEN PARK MEDICAL PRACTICE	*	*	-	*
11J	NHS DORSET CCG	J81086	EVERGREEN OAK SURGERY	50	70%	24%	*
11J	NHS DORSET CCG	J81087	THE BIRCHWOOD PRACTICE	87	66%	24%	10%
11J	NHS DORSET CCG	J81088	THE LYME PRACTICE	*	-	*	-
11J	NHS DORSET CCG	J81090	THE LANEHOUSE SURGERY	34	79%	18%	*
11J	NHS DORSET CCG	J81609	THE SURGERY	14	71%	*	*
11J	NHS DORSET CCG	J81612	CORFE CASTLE SURGERY	17	82%	*	-
11J	NHS DORSET CCG	J81613	THE DORCHESTER RD SURGERY	50	80%	20%	-
11J	NHS DORSET CCG	J81616	PUDDLETOWN SURGERY	34	88%	*	*
11J	NHS DORSET CCG	J81620	STURMINSTER NEWTON MEDICAL CENTRE	83	87%	13%	-
11J	NHS DORSET CCG	J81621	THE SURGERY	62	69%	27%	*
11J	NHS DORSET CCG	J81623	THE SURGERY	*	*	-	-
11J	NHS DORSET CCG	J81624	THE CRESCENT SURGERY	23	65%	*	*
11J	NHS DORSET CCG	J81625	DENMARK ROAD MEDICAL CTR	82	77%	13%	10%
11J	NHS DORSET CCG	J81626	THE SURGERY	37	89%	*	-
11J	NHS DORSET CCG	J81628	CHARMOUTH MEDICAL PRACTICE	7	100%	-	*
11J	NHS DORSET CCG	J81631	SANDFORD SURGERY	10	70%	*	*
11J	NHS DORSET CCG	J81632	268 HERBERT AVENUE	39	67%	18%	15%
11J	NHS DORSET CCG	J81633	WOODLEA HOUSE SURGERY	46	*	*	*
11J	NHS DORSET CCG	J81634	PROVIDENCE SURGERY	119	83%	11%	8%
11J	NHS DORSET CCG	J81637	THE PRINCE OF WALES SURGERY	54	85%	13%	*
11J	NHS DORSET CCG	J81640	VILLAGE MEDICAL PRACTICE	9	100%	-	*
11J	NHS DORSET CCG	J81644	THE OLD DISPENSARY	23	83%	*	-
11J	NHS DORSET CCG	J81645	BOSCOMBE MANOR MED. CTR.	40	75%	18%	*
11J	NHS DORSET CCG	J81646	THE GROVE SURGERY	37	84%	*	*
11J	NHS DORSET CCG	J81647	LYME BAY MEDICAL PRACTICE	6	*	*	*
11J	NHS DORSET CCG	J81648	THE SURGERY	39	72%	21%	*
11J	NHS DORSET CCG	Y02584	WALK IN CENTRE	*	-	*	-
11J	NHS DORSET CCG	Y02650	WEYMOUTH COMMUNITY HEALTH CENTRE	*	*	-	-
11J	NHS DORSET CCG	Y03661	LYME REGIS MEDICAL CENTRE	25	92%	*	-
99M	NHS NORTH EAST HAMPSHIRE AND FAR	H81027	FARNHAM CENTRE OF HEALTH	112	83%	14%	*
99M	NHS NORTH EAST HAMPSHIRE AND FAR	H81088	THE SURGERY	109	87%	12%	*
99M	NHS NORTH EAST HAMPSHIRE AND FAR	H81097	FARNHAM CENTRE OF HEALTH	70	77%	21%	*
99M	NHS NORTH EAST HAMPSHIRE AND FAR	H81110	HOLLY TREE SURGERY	31	100%	-	-
99M	NHS NORTH EAST HAMPSHIRE AND FAR	H81615	THE BOURNE SURGERY	117	84%	15%	*
99M	NHS NORTH EAST HAMPSHIRE AND FAR	J82015	GIFFARD DRIVE SURGERY	87	87%	9%	*
99M	NHS NORTH EAST HAMPSHIRE AND FAR	J82030	VICTORIA PRACTICE	114	85%	15%	-
99M	NHS NORTH EAST HAMPSHIRE AND FAR	J82049	HARTLEY CORNER SURGERY	99	85%	14%	*
99M	NHS NORTH EAST HAMPSHIRE AND FAR	J82052	THE OAKLANDS PRACTICE	92	83%	16%	*
99M	NHS NORTH EAST HAMPSHIRE AND FAR	J82066	SOUTHLEA SURGERY	197	80%	19%	*
99M	NHS NORTH EAST HAMPSHIRE AND FAR	J82067	MILESTONE SURGERY	113	74%	25%	*
99M	NHS NORTH EAST HAMPSHIRE AND FAR	J82099	RICHMOND SURGERY	128	92%	6%	*
99M	NHS NORTH EAST HAMPSHIRE AND FAR	J82110	FLEET MEDICAL CENTRE	145	90%	9%	*
99M	NHS NORTH EAST HAMPSHIRE AND FAR	J82120	ALEXANDER HOUSE	103	83%	16%	*
99M	NHS NORTH EAST HAMPSHIRE AND FAR	J82125	JENNER HOUSE SURGERY	130	78%	21%	*
99M	NHS NORTH EAST HAMPSHIRE AND FAR	J82135	BRANKSOMEWOOD H/CARE CTR	157	88%	10%	*
99M	NHS NORTH EAST HAMPSHIRE AND FAR	J82142	THE BORDER PRACTICE	110	80%	20%	-
99M	NHS NORTH EAST HAMPSHIRE AND FAR	J82178	PRINCES GARDEN SURGERY	120	72%	27%	*
99M	NHS NORTH EAST HAMPSHIRE AND FAR	J82181	MAYFIELD MEDICAL CENTRE	101	69%	30%	*
99M	NHS NORTH EAST HAMPSHIRE AND FAR	J82195	SOUTHWOOD PRACTICE	95	87%	12%	*
99M	NHS NORTH EAST HAMPSHIRE AND FAR	J82198	THE WELLINGTON PRACTICE	32	81%	19%	-
99M	NHS NORTH EAST HAMPSHIRE AND FAR	J82206	MONTEAGLE SURGERY	60	80%	20%	-
99M	NHS NORTH EAST HAMPSHIRE AND FAR	J82628	CRONDALL NEW SURGERY	42	86%	*	*
99M	NHS NORTH EAST HAMPSHIRE AND FAR	J82630	NORTH CAMP SURGERY	81	84%	11%	*

Table 9 : Breastfeeding initiation, by GP Practice, CCG, Area Team 2013/14 - Annual

Source: NHS England
Crown Copyright © 2014



Code	CCG Name	Code	GP Practice name	Number of mothers	Percentage	Percentage	Percentage	Unknown status
					breastfeeding	mothers not initiating	mothers with no breastfeeding	
07L	NHS BARKING AND DAGENHAM CCG	FE2001	THE HEALTHY STREET SURGERY - 2 HALLIBUTT STREET	38	77%	0%	23%	-
07L	NHS BARKING AND DAGENHAM CCG	FE2003	DR FATEPS MEDICAL PRACTICE - 2 FIRST AVENUE	38	68%	0%	34%	-
07L	NHS BARKING AND DAGENHAM CCG	FE2004	DR JA MCKENZIE MEDICAL PRACTICE - 376 MANOR	131	68%	0%	34%	-
07L	NHS BARKING AND DAGENHAM CCG	FE2005	CHURCH ELM HEALTH CENTRE - CHURCH ELM LANE	134	78%	18%	4%	-
07L	NHS BARKING AND DAGENHAM CCG	FE2022	THE EAST HEALTH CENTRE - FIVE EASE ROAD	76	74%	0%	26%	-
07L	NHS BARKING AND DAGENHAM CCG	FE2035	DR ANNAH'S MEDICAL PRACTICE - 35 REDDENHAM	113	74%	22%	4%	-
07L	NHS BARKING AND DAGENHAM CCG	FE2037	DR ANJANA AND ASSOCIATES - URSWICK ROAD	104	69%	0%	31%	-
07L	NHS BARKING AND DAGENHAM CCG	FE2038	BARKING MEDICAL GROUP PRACTICE - 130 LIPNEY I	77	62%	13%	25%	-
07L	NHS BARKING AND DAGENHAM CCG	FE2039	DR JENNIFER'S MEDICAL PRACTICE - 2 THIRD AVENUE	37	62%	30%	8%	-
07L	NHS BARKING AND DAGENHAM CCG	FE2020	LUNA THORPE HEALTH CENTRE - WOODMANS RD	54	63%	15%	22%	-
07L	NHS BARKING AND DAGENHAM CCG	FE2027	PANCREAS HEALTH CENTRE - 51 LIPNEY LANE	12	87%	-	-	-
07L	NHS BARKING AND DAGENHAM CCG	FE2034	VICTORIA MEDICAL CENTRE - 1 GURFEN ROAD	50	69%	16%	15%	-
07L	NHS BARKING AND DAGENHAM CCG	FE2036	DR RS KAUAR'S PRACTICE	39	74%	-	-	-
07L	NHS BARKING AND DAGENHAM CCG	FE2040	BRISBANE MEDICAL CENTRE - 500-503 VALENCIA AVE	56	68%	0%	32%	-
07L	NHS BARKING AND DAGENHAM CCG	FE2040	DR SMITH HOUSE - 145-207 BEVAN AVENUE	23	61%	38%	1%	-
07L	NHS BARKING AND DAGENHAM CCG	FE2042	DR JENNIFER'S MEDICAL CENTRE - 1 KING EDWARD	37	72%	28%	0%	-
07L	NHS BARKING AND DAGENHAM CCG	FE2051	LARUNUM HEALTH CENTRE - ALTHORNE WAY	102	73%	28%	0%	-
07L	NHS BARKING AND DAGENHAM CCG	FE2054	DR S HAYES PRACTICE	-	-	-	-	-
07L	NHS BARKING AND DAGENHAM CCG	FE2054	MARINE GATE HEALTH CENTRE - LAWN FARM GROV	62	69%	31%	-	-
07L	NHS BARKING AND DAGENHAM CCG	FE2032	DR WHITE HOUSE SURGERY - 12 MOVERLY LANE	25	88%	12%	-	-
07L	NHS BARKING AND DAGENHAM CCG	FE2021	DR OJA'S MEDICAL PRACTICE - 30 GURLEY ROAD	50	78%	22%	-	-
07L	NHS BARKING AND DAGENHAM CCG	FE2025	ARMY MEDICAL CENTRE - 1 HARPOUR ROAD	39	92%	7%	1%	-
07L	NHS BARKING AND DAGENHAM CCG	FE2029	THE LAUNN MEDICAL CARE - LAUNN FARM GROVE	37	75%	25%	-	-
07L	NHS BARKING AND DAGENHAM CCG	FE2034	THE HEATHWAY MEDICAL CENTRE - 185 HEATHWAY	73	70%	27%	-	-
07L	NHS BARKING AND DAGENHAM CCG	FE2042	GRANGE SURGERY - MARSHATE ROAD	42	74%	26%	-	-
07L	NHS BARKING AND DAGENHAM CCG	FE2047	DR CHIBBER'S MEDICAL PRACTICE - 7 SAUSBURY AV	30	83%	-	-	-
07L	NHS BARKING AND DAGENHAM CCG	FE2050	DR ANJANA'S MEDICAL PRACTICE - 345 RYDE ROAD	40	80%	-	-	-
07L	NHS BARKING AND DAGENHAM CCG	FE2060	TULANS MEDICAL CENTRE - 30 BENNETTS CASTLE LA	140	86%	14%	-	-
07L	NHS BARKING AND DAGENHAM CCG	FE2061	DR TOTH'S MEDICAL PRACTICE - THE SURGERY	55	92%	-	-	-
07L	NHS BARKING AND DAGENHAM CCG	FE2065	DR CHANNA'S MEDICAL PRACTICE - 45 VICTORIA HC	23	83%	-	-	-
07L	NHS BARKING AND DAGENHAM CCG	FE2068	MARIVATE SURGERY - MARIVATE ROAD	36	58%	38%	4%	-
07L	NHS BARKING AND DAGENHAM CCG	FE2073	LOCAL FOR DR G MITRA	-	-	-	-	-
07L	NHS BARKING AND DAGENHAM CCG	FE2076	THAMES VIEW HEALTH CENTRE - BATTLEFIELD AVENUE	46	76%	22%	-	-
07L	NHS BARKING AND DAGENHAM CCG	FE2077	RECONSTRUCT MEDICAL CENTRE - 445 HASLEGROVE	15	70%	30%	-	-
07L	NHS BARKING AND DAGENHAM CCG	FE2078	DR K AGARWAL & ASSOCIATES - URSWICK ROAD	75	89%	20%	-	-
07L	NHS BARKING AND DAGENHAM CCG	FE2079	THORNTON MEDICAL CENTRE - 109-120 REEF ROAD	75	91%	9%	-	-
07L	NHS BARKING AND DAGENHAM CCG	FE2080	HIGHGROVE SURGERY - 113-115 MARLBOROUGH HI	70	69%	30%	-	-
07L	NHS BARKING AND DAGENHAM CCG	FE2087	DR NL KUNHRA'S PRACTICE	-	-	-	-	-
07L	NHS BARKING AND DAGENHAM CCG	FE2040	DR AFPE'S MEDICAL PRACTICE - 620 LONGBRIDGE	47	83%	-	-	-
07L	NHS BARKING AND DAGENHAM CCG	Y0089	DR MF KHAN PRACTICE	-	-	-	-	-
07L	NHS BARKING AND DAGENHAM CCG	Y0088	THE CLINICAL ASSESSMENT SERVICE	-	-	-	-	-
07L	NHS BARKING AND DAGENHAM CCG	Y0089	DR SHARMA MEDICAL PRACTICE - GASCORNE ROAD	23	70%	30%	-	-
07L	NHS BARKING AND DAGENHAM CCG	Y0173	BRIDLE STREET MEDICAL CENTRE - NORLAND ROAD	187	73%	27%	-	-
07L	NHS BARKING AND DAGENHAM CCG	Y01795	DR BALEY'S MEDICAL PRACTICE - DR OVAL ROAD	47	74%	23%	-	-
07L	NHS BARKING AND DAGENHAM CCG	Y02795	CARE LA CATS DENT	-	-	-	-	-
07L	NHS BARKING AND DAGENHAM CCG	Y02728	CARE LA CATS DERMATOLOGY	-	-	-	-	-
07L	NHS BARKING AND DAGENHAM CCG	Y02729	CARE LA CATS DYNAMICOLOGY	-	-	-	-	-
07L	NHS BARKING AND DAGENHAM CCG	Y02735	PORTER AVENUE HEALTH CENTRE - PORTERS AVEN	140	89%	10%	-	-
07L	NHS BARKING AND DAGENHAM CCG	FE2054	CHUG AND ANJANA'S MEDICAL CENTRE - ABE STREET	89	80%	-	-	-
07L	NHS BARKING AND DAGENHAM CCG	FE2003	THE CLINIC	139	89%	11%	-	-
07M	NHS BARNET CCG	EB0005	SURGEON DR P A ASSOCIATES	70	94%	-	-	-
07M	NHS BARNET CCG	EB0006	GREENFIELD MEDICAL CENTRE	87	88%	-	-	-
07M	NHS BARNET CCG	EB0007	SQUIRES LANE MEDICAL PRACTICE	79	87%	9%	-	-
07M	NHS BARNET CCG	EB0008	HEATHFIELD MEDICAL PRACTICE	78	88%	8%	-	-
07M	NHS BARNET CCG	EB0009	HIGH DOCTORS	112	99%	-	-	-
07M	NHS BARNET CCG	EB0010	THE LINDSHELL PRACTICE	137	97%	12%	-	-
07M	NHS BARNET CCG	EB0011	VERULAME MEDICAL PRACTICE	102	87%	12%	-	-
07M	NHS BARNET CCG	EB0012	THE GOS DENTROLOGY SURGERY	89	91%	9%	-	-
07M	NHS BARNET CCG	EB0013	CORNWALL HOUSE SURGERY	77	92%	-	-	-
07M	NHS BARNET CCG	EB0014	BRIDGE BRIDGE MEDICAL GROUP	55	87%	-	-	-
07M	NHS BARNET CCG	EB0015	MILWAY MEDICAL PRACTICE	202	88%	10%	-	-
07M	NHS BARNET CCG	EB0017	LINDSAY SURGERY	134	89%	11%	-	-
07M	NHS BARNET CCG	EB0018	WATLING MEDICAL CENTRE	158	91%	9%	-	-
07M	NHS BARNET CCG	EB0027	DR GEORGE'S MEDICAL CENTRE - 147	147	92%	8%	-	-
07M	NHS BARNET CCG	EB0021	COMPTON PARK GROUP PRACTICE	134	93%	7%	-	-
07M	NHS BARNET CCG	EB0022	STATION ROAD SURGERY	-	-	-	-	-
07M	NHS BARNET CCG	EB0023	DR SUKHYN HETERO	-	-	-	-	-
07M	NHS BARNET CCG	EB0024	DR ANDREW'S MEDICAL PRACTICE	120	87%	8%	5%	-
07M	NHS BARNET CCG	EB0025	FINCHLEY DRIVE SURGERY	112	92%	8%	-	-
07M	NHS BARNET CCG	EB0026	SUPREME MEDICAL CENTRE	42	100%	-	-	-
07M	NHS BARNET CCG	EB0027	THE PRACTICE @ 18	88	91%	9%	-	-
07M	NHS BARNET CCG	EB0028	PARVINEY SURGERY	78	91%	9%	-	-
07M	NHS BARNET CCG	EB0030	PROGRESS GARDENS SURGERY	70	90%	9%	-	-
07M	NHS BARNET CCG	EB0031	THE VILLAGE SURGERY	50	94%	28%	-	-
07M	NHS BARNET CCG	EB0032	DR LOUISE MEDICAL CENTRE	349	90%	10%	-	-
07M	NHS BARNET CCG	EB0034	SEACON	79	84%	-	-	-
07M	NHS BARNET CCG	EB0035	WENTWORTH MEDICAL PRACTICE	105	98%	-	-	-
07M	NHS BARNET CCG	EB0036	HALE DRIVE MEDICAL PRACTICE	36	85%	17%	-	-
07M	NHS BARNET CCG	EB0037	DEWENT MEDICAL CTR	52	87%	-	-	-
07M	NHS BARNET CCG	EB0038	AN MEDICAL CENTRE	102	88%	-	-	-
07M	NHS BARNET CCG	EB0039	HAVERCROFT MEDICAL CENTRE -	43	91%	-	-	-
07M	NHS BARNET CCG	EB0040	THE PRACTICE PRACTICE	11	88%	-	-	-
07M	NHS BARNET CCG	EB0041	DR RAJH	63	87%	11%	-	-
07M	NHS BARNET CCG	EB0042	BECKENHILL SURGERY	18	89%	-	-	-
07M	NHS BARNET CCG	EB0044	AGDONTON MEDICAL CENTRE	116	87%	12%	-	-
07M	NHS BARNET CCG	EB0045	PRELUDS BARNET MEDICAL CENTRE	76	89%	9%	-	-
07M	NHS BARNET CCG	EB0046	MALDEN MEDICAL PRACTICE (MAM)	42	85%	15%	-	-
07M	NHS BARNET CCG	EB0049	LANGSTONE WAY SURGERY	82	92%	18%	-	-
07M	NHS BARNET CCG	EB0050	EAST TROTTER MEDICAL PRACTICE	45	89%	-	-	-
07M	NHS BARNET CCG	EB0052	DR ADAMSON	12	89%	-	-	-
07M	NHS BARNET CCG	EB0053	DR J BRIGGS & DR WYNHAM	164	88%	-	-	-
07M	NHS BARNET CCG	EB0060	ADLER & ROSENBERG	107	94%	-	-	-
07M	NHS BARNET CCG	EB0013	EAST BARNET HC	38	91%	-	-	-
07M	NHS BARNET CCG	EB0021	BRUNSWICK PARK - TEAM HEALTH CARE PRACTICE	38	84%	-	-	-
07M	NHS BARNET CCG	EB0022	TEMPLE FORTUNE PRACTICE - HUCKMAN	15	89%	-	-	-
07M	NHS BARNET CCG	EB0024	STATION ROAD SURGERY	35	96%	-	-	-
07M	NHS BARNET CCG	EB0029	EAST BARNET HC	48	96%	-	-	-
07M	NHS BARNET CCG	EB0031	CHERRY TREE SURGERY	41	100%	-	-	-
07M	NHS BARNET CCG	EB0032	EAST BARNET HC	52	96%	-	-	-
07M	NHS BARNET CCG	EB0033	WATFORD WAY SURGERY	30	90%	-	-	-
07M	NHS BARNET CCG	EB0037	LAMBDA DR	110	88%	12%	-	-
07M	NHS BARNET CCG	EB0038	WENTWORTH SURGERY	44	95%	-	-	-
07M	NHS BARNET CCG	EB0039	ROSEMARY SURGERY	42	93%	-	-	-
07M	NHS BARNET CCG	EB0040	THE BRIDGE SURGERY	27	93%	-	-	-
07M	NHS BARNET CCG	EB0044	BALLOD LANE SURGERY	22	92%	-	-	-
07M	NHS BARNET CCG	EB0045	DEODD MEDICAL PRACTICE	18	82%	-	-	-
07M	NHS BARNET CCG	EB0048	RODFORD ROAD SURGERY THE	8	94%	-	-	-
07M	NHS BARNET CCG	EB0060	GLUCKSTEIN ROAD SURGERY	11	91%	-	-	-
07M	NHS BARNET CCG	EB0061	MARINE IN THE SURGERY	22	77%	-	-	-
07M	NHS BARNET CCG	EB0062	POWELLBY CA THE SURGERY	36	94%	-	-	-
07M	NHS BARNET CCG	EB0063	PROVER PRACTICE THE	100	90%	-	-	-
07M	NHS BARNET CCG	EB0066	BOYNE AVENUE SURGERY	23	96%	-	-	-
07M	NHS BARNET CCG	EB0067	WILLOW SURGERY	19	84%	-	-	-
07M	NHS BARNET CCG	EB0068	WOODCROFT MEDICAL CENTRE	33	79%	21%	-	-
07M	NHS BARNET CCG	EB0069	DEWENT PRACTICE WOODCROFT MEDICAL CENTR	10	89%	-	-	-
07M	NHS BARNET CCG	EB0061	DR S.A. PATEL	-	-	-	-	-
07M	NHS BARNET CCG	EB0064	THE HANOVER PRACTICE	6	88%	-	-	-
07M	NHS BARNET CCG	EB0067	HOLLYMEAD HEALTH CENTRE	49	80%	-	18%	-
07M	NHS BARNET CCG	EB0068	GRIFONE MEDICAL CENTRE	62	87%	13%	-	-
07M	NHS BARNET CCG	Y00205	HOLLY PARK CLINIC	41	84%	14%	-	-
07M	NHS BARNET CCG	Y00216	HOLLY PARK CLINIC	-	-	-	-	-
07M	NHS BARNET CCG	Y00216	WOODLANDS MEDICAL PRACTICE	80	88%	12%	-	-
07M	NHS BARNET CCG	Y00286	BARNDOCK HEALTHCARE LIMITED	22	91%	-	-	-
07M	NHS BARNET CCG	Y00463	RENDON WAY SURGERY	111	89%	-	-	-
07M	NHS BARNET CCG	Y00584	DR ADAM & PARTNERS	47	98%	-	-	-
07M	NHS BARNET CCG	GE0002	THE WESTWOOD SURGERY	60	92%	-	-	-
07M	NHS BARNET CCG	GE0004	BARNARD MEDICAL PRACTICE	33	67%	24%	-	-
07M	NHS BARNET CCG	GE0005	THE CENTRAL MEDICAL CENTRE	69	71%	29%	-	-
07M	NHS BARNET CCG	GE0006	THE AUBURN SURGERY	97	65%	34%	-	-
07M	NHS BARNET CCG	GE0009	175 BELLEFORD ROAD	62	74%	23%	-	-
07M	NHS BARNET CCG	GE0010	NORTHAMPTON AND HEALTH	107	54%	44%	-	-
07M	NHS BARNET CCG	GE0018	LARGE MEDICAL PRACTICE	163	74%	21%	5%	-
07M	NHS BARNET CCG	GE0024	DR PHILLIPS AVENUE	31	80%	-	-	-
07M	NHS BARNET CCG	GE0025	2 DANFORTH CRESCENT	17	63%	36%	-	-
07M	NHS BARNET CCG	GE0028	75 UPPER WICKHAM LANE	72	67%	33%	-	-
07M	NHS BARNET CCG	GE0029	PLAS MEDDOW SURGERY	42	83%	14%	-	-
07M	NHS BARNET CCG	GE0030	25 LITTLEWORTH ROAD	21	80%	-	-	-
07M	NHS BARNET CCG	GE0037	62 BATTLE ROAD	40	90%	-	-	-
07M	NHS BARNET CCG	GE0040	28 PARKWAY AVENUE	51	93%	6%	-	-
07M	NHS BARNET CCG	GE0046	BURNSTED WOODS SURGERY	33	70%	27%	-	-
07M	NHS BARNET CCG	GE0047	STATION ROAD SURGERY	35	74%	17%	-	-
07M	NHS BARNET CCG	GE0048	DR MANUEL RUTH HEALTH CENTRE	-	-	-	-	-
07M	NHS BARNET CCG	GE0049	THE MEDICAL CENTRE	68	76%	24%	-	-
07M	NHS BARNET CCG	GE0052	BEVERLY MEDICAL CENTRE	104	72%	28%	-	-
07M	NHS BARNET CCG	GE0053	BELEY MEDICAL GRP	154	69%	29%	-	-
07M	NHS BARNET CCG	GE0057	WOODLANDS SURGERY	19	68%	-	-	-
07M	NHS BARNET CCG	GE0061	CHOCK LOD SURGERY	72	69%	28%	-	-
07M	NHS BARNET CCG	GE0062	SLAKE GREEN MEDICAL CTR.	10	60%	40%	-	-
07M	NHS BARNET CCG	GE0064	63 TRINITY ROAD	19	68%	-	-	-
07M	NHS BARNET CCG	GE0066	DECU MEDICAL CENTRE	27	54%	44%	-	-
07M	NHS BARNET CCG	GE0068	MEOSIDE MANOR	14	80%	20%	-	-
07M	NHS BARNET CCG	GE0080	25 REEF ROAD	105	68%	30%	-	-
07M	NHS BARNET CCG	GE004						

Table 9 : Breastfeeding initiation, by GP Practice, CCG, Area Team 2013/14 - Annual

Source: NHS England
 Crown Copyright © 2014



Code	CCG Name	Code	GP Practice name	Number of mothers	Percentage breastfeeding	Percentage		Unknown status
						mothers not initiating	mothers with no breastfeeding	
OTF	NHS BRENT CCG	ES4811	ST ANDREW'S MEDICAL CTR	47	82%	95%	-	-
OTF	NHS BRENT CCG	ES4812	THE WINDMILL MED PRACTICE	87	94%	-	-	-
OTF	NHS BRENT CCG	ES4813	CHURCH END MEDICAL CENTRE	131	77%	29%	-	-
OTF	NHS BRENT CCG	ES4815	WILLOW TREE FAMILY DRG	131	89%	9%	-	-
OTF	NHS BRENT CCG	ES4817	287 FALING ROAD	131	82%	7%	-	-
OTF	NHS BRENT CCG	ES4820	THE STAG - HOLYROOD PRACTICE	26	81%	-	-	-
OTF	NHS BRENT CCG	ES4821	THE MEDICAL CENTRE	132	89%	11%	-	-
OTF	NHS BRENT CCG	ES4823	38 HANLEY ROAD	70	89%	-	-	-
OTF	NHS BRENT CCG	ES4825	THE LONDON MEDICAL CTR	232	98%	8%	3%	-
OTF	NHS BRENT CCG	ES4826	384 HUCKLEBURN ROAD	61	87%	-	-	-
OTF	NHS BRENT CCG	ES4828	THE STONEBRIDGE PRACTICE	93	77%	17%	-	-
OTF	NHS BRENT CCG	ES4829	WANNING HANDEDEN PRACTICE	87	81%	-	-	-
OTF	NHS BRENT CCG	ES4830	ADRYA MEDICAL PRACTICE	81	89%	13%	-	-
OTF	NHS BRENT CCG	ES4831	BRINTFORD MEDICAL CENTRE	142	81%	11%	-	-
OTF	NHS BRENT CCG	ES4832	CHANNELL HEALTH CENTRE	142	89%	17%	-	-
OTF	NHS BRENT CCG	ES4833	CHANNELL HEALTH CENTRE	72	79%	17%	-	-
OTF	NHS BRENT CCG	ES4836	GLADSTONE MEDICAL CENTRE	142	89%	11%	-	-
OTF	NHS BRENT CCG	ES4842	KILBURN PARK MEDICAL CTR	74	98%	-	-	-
OTF	NHS BRENT CCG	ES4848	22 PRESTON WAY	139	89%	14%	-	-
OTF	NHS BRENT CCG	ES4909	BRAMPTON HEALTH CENTRE	-	-	-	-	-
OTF	NHS BRENT CCG	ES4920	THE CLARENCE MEDICAL CENTRE	-	-	-	-	-
OTF	NHS BRENT CCG	ES4931	THE STANLEY CORNER MED CT	77	84%	13%	-	-
OTF	NHS BRENT CCG	ES4936	THE CLARENCE MEDICAL CENTRE	6	-	-	-	-
OTF	NHS BRENT CCG	ES4963	35 LANCLOFT ROAD	75	89%	11%	-	-
OTF	NHS BRENT CCG	ES4966	WOLVERINE MEDICAL CENTRE	35	77%	23%	-	-
OTF	NHS BRENT CCG	ES4967	THE CHURCHLAND SURGERY	144	88%	12%	-	-
OTF	NHS BRENT CCG	ES4974	PRESTON MEDICAL CENTRE	92	89%	-	-	-
OTF	NHS BRENT CCG	ES4976	81 ORGATE GARDENS	81	89%	10%	-	-
OTF	NHS BRENT CCG	ES4977	THE SLEDGE PRACTICE	36	89%	-	-	-
OTF	NHS BRENT CCG	ES4978	351 STAG LANE	41	90%	-	-	-
OTF	NHS BRENT CCG	ES4980	STAVERTON SURGERY	89	90%	9%	-	-
OTF	NHS BRENT CCG	ES4983	LAMPFANE MEDICAL CENTRE	72	89%	-	-	-
OTF	NHS BRENT CCG	ES4984	HECKHOPEY MEDICAL CENTRE	56	88%	11%	-	-
OTF	NHS BRENT CCG	ES4986	WALAN LANE SURGERY	116	81%	7%	-	-
OTF	NHS BRENT CCG	ES4920	PRESTON ROAD SURGERY	88	89%	13%	-	-
OTF	NHS BRENT CCG	ES4934	58A PARK ROAD	12	-	-	-	-
OTF	NHS BRENT CCG	ES4926	THE WEMBLEY CENTRE FOR	52	90%	-	-	-
OTF	NHS BRENT CCG	ES4937	THE SURGERY	64	89%	19%	-	-
OTF	NHS BRENT CCG	ES4937	MAULIK MEDICAL CTR	38	89%	16%	-	-
OTF	NHS BRENT CCG	ES4938	ALBERTON MEDICAL CENTRE	80	89%	14%	-	-
OTF	NHS BRENT CCG	ES4945	25 ST ACTION LANE	9	-	-	-	-
OTF	NHS BRENT CCG	ES4949	THE SURGERY BRIENT TRIC (MCHS)	48	89%	15%	-	-
OTF	NHS BRENT CCG	ES4950	ROADEVOOD PARK MEDICAL CENTRE	48	89%	-	-	-
OTF	NHS BRENT CCG	ES4961	PRIMARY CARE MED CENTRE	30	89%	-	-	-
OTF	NHS BRENT CCG	ES4965	WAGGERS MEDICAL CENTRE	123	89%	11%	-	-
OTF	NHS BRENT CCG	ES4967	BLESSING MEDICAL CENTRE	30	89%	20%	-	-
OTF	NHS BRENT CCG	ES4969	35 DAME ROAD	27	89%	-	-	-
OTF	NHS BRENT CCG	ES4974	CHORLEI ROAD SURGERY	87	93%	-	-	-
OTF	NHS BRENT CCG	ES4976	PRESTON MEDICAL CENTRE	39	89%	21%	-	-
OTF	NHS BRENT CCG	ES4984	THE TUDOR HOUSE MED CTRE	36	88%	-	-	-
OTF	NHS BRENT CCG	ES4985	115 SLOUGH COURT DRIVE	109	88%	12%	-	-
OTF	NHS BRENT CCG	ES4986	CHIST MEDICAL CENTRE	44	84%	-	-	-
OTF	NHS BRENT CCG	ES4986	1 FLEET PRECINCT	20	88%	12%	-	-
OTF	NHS BRENT CCG	ES4989	KINGS EDGE MEDICAL CENTRE	37	88%	12%	-	-
OTF	NHS BRENT CCG	ES4901	GP UNIT	63	89%	17%	-	-
OTF	NHS BRENT CCG	ES4920	WILKINSON GREEN SURGERY	37	89%	-	-	-
OTF	NHS BRENT CCG	ES4904	ST GEORGE'S MEDICAL CENTRE	27	100%	-	-	-
OTF	NHS BRENT CCG	ES4920	32A CHAMBERLAYNE ROAD	27	89%	-	-	-
OTF	NHS BRENT CCG	ES4906	PREST MEDICAL CENTRE	38	89%	-	-	-
OTF	NHS BRENT CCG	ES4978	28 BRAMHAM AVENUE	26	77%	-	-	-
OTF	NHS BRENT CCG	ES4909	WEMBLEY PARK DRIVE MEDICAL CENTRE	195	89%	13%	-	-
OTF	NHS BRENT CCG	Y00200	BURNLEY MEDICAL PRACTICE	37	84%	-	-	-
OTF	NHS BRENT CCG	Y00201	NURSING PRESCRIBING-UNREGISTERED	-	-	-	-	-
OTF	NHS BRENT CCG	Y00200	3MS MEDICAL PRACTICE	38	87%	-	-	-
OTF	NHS BRENT CCG	Y00202	BRIENT GP ACCESS UNIT HARNES/WEMBLEY	105	87%	16%	-	-
OTG	NHS BROMLEY CCG	GR4002	SOUTHVIEW LODGE	8	-	-	-	-
OTG	NHS BROMLEY CCG	GR4002	SHOART SURGERY	10	89%	-	-	-
OTG	NHS BROMLEY CCG	GR4003	THE LINK MEDICAL PRACTICE	38	55%	32%	-	-
OTG	NHS BROMLEY CCG	GR4004	THE SURGERY	-	-	-	-	-
OTG	NHS BROMLEY CCG	GR4005	25 DENBY DOWN	-	-	-	-	-
OTG	NHS BROMLEY CCG	GR4006	206 BURNLEY ROAD SURGERY	-	-	-	-	-
OTG	NHS BROMLEY CCG	GR4007	POWELLST MEDICAL CENTRE	-	-	-	-	-
OTG	NHS BROMLEY CCG	GR4008	THE SURGERY	8	100%	-	-	-
OTG	NHS BROMLEY CCG	GR4009	THE FAMILY SURGERY	-	-	-	-	-
OTG	NHS BROMLEY CCG	GR4010	THE CHELSEAPOST MED PRACT	15	87%	-	-	-
OTG	NHS BROMLEY CCG	GR4011	10TH PARK SURGERY	6	-	-	-	-
OTG	NHS BROMLEY CCG	GR4013	322 HIGH STREET	-	-	-	-	-
OTG	NHS BROMLEY CCG	GR4015	76 STATION ROAD	-	-	-	-	-
OTG	NHS BROMLEY CCG	GR4016	THE LONDON LANE CLINIC	14	88%	-	-	-
OTG	NHS BROMLEY CCG	GR4017	77 ABBINGTON ROAD	-	-	-	-	-
OTG	NHS BROMLEY CCG	GR4018	CONSERVATWS SURGERY	12	82%	-	-	-
OTG	NHS BROMLEY CCG	GR4019	BECHAMWOOD SURGERY	-	-	-	-	-
OTG	NHS BROMLEY CCG	GR4020	CHELSEA SURGERY	6	-	-	-	-
OTG	NHS BROMLEY CCG	GR4021	THE CHARTERHOUSE SURGERY	7	88%	-	-	-
OTG	NHS BROMLEY CCG	GR4022	31 OXFORD ROAD	16	87%	-	-	-
OTG	NHS BROMLEY CCG	GR4023	36 SOUTHWOOD LANE	6	-	-	-	-
OTG	NHS BROMLEY CCG	GR4024	THE BROMLEY COMMON PRACT.	6	-	-	-	-
OTG	NHS BROMLEY CCG	GR4025	THE PARK GROUP PRACTICE	30	67%	-	20%	-
OTG	NHS BROMLEY CCG	GR4027	SEA HOUSE SURGERY	23	89%	-	-	-
OTG	NHS BROMLEY CCG	GR4028	ST JAMES'S PRACTICE	-	-	-	-	-
OTG	NHS BROMLEY CCG	GR4029	103M WOOD SURGERY	11	82%	-	-	-
OTG	NHS BROMLEY CCG	GR4030	THE SURGERY	-	-	-	-	-
OTG	NHS BROMLEY CCG	GR4032	WOLAN MEDICAL PRACTICE	-	-	-	-	-
OTG	NHS BROMLEY CCG	GR4033	POWELLST SURGERY	-	-	-	-	-
OTG	NHS BROMLEY CCG	GR4035	TUDOR WAY SURGERY	-	-	-	-	-
OTG	NHS BROMLEY CCG	GR4040	BALLATER	-	-	-	-	-
OTG	NHS BROMLEY CCG	GR4041	GLADMAN ROAD SURGERY	-	-	-	-	-
OTG	NHS BROMLEY CCG	GR4044	35 HIGLAND ROAD	-	-	-	-	-
OTG	NHS BROMLEY CCG	GR4047	2 MANOR ROAD	-	-	-	-	-
OTG	NHS BROMLEY CCG	GR4049	BANK HOUSE	-	-	-	-	-
OTG	NHS BROMLEY CCG	GR4013	38 DAVIDA SURGERY	-	-	-	-	-
OTG	NHS BROMLEY CCG	GR4019	GRANHAM WICKER SURGERY	-	-	-	-	-
OTG	NHS BROMLEY CCG	GR4034	SEA ANEBURY ROAD	-	-	-	-	-
OTG	NHS BROMLEY CCG	GR4029	SHARPEY SURGERY	11	79%	-	-	-
OTG	NHS BROMLEY CCG	GR4027	GREEN STREET GREEN MED CT	-	-	-	-	-
OTG	NHS BROMLEY CCG	GR4028	CROSS HILL SURGERY	-	-	-	-	-
OTG	NHS BROMLEY CCG	GR4029	LINDENHEDGE MEDICAL CENTRE	-	-	-	-	-
OTG	NHS BROMLEY CCG	GR4030	THE CRESCENT SURGERY	-	-	-	-	-
OTG	NHS BROMLEY CCG	Y00242	THE WOODLANDS PRACTICE	16	100%	-	-	-
OTG	NHS BROMLEY CCG	Y00211	CATON MEDICAL CTR	23	83%	-	-	-
OTG	NHS CAMDEN CCG	FR3020	THE PARK END SURGERY	47	87%	-	-	-
OTG	NHS CAMDEN CCG	FR3005	DOWNER STREET PRACTICE	10	88%	-	-	-
OTG	NHS CAMDEN CCG	FR3006	MARTINELL PRACTICE	10	78%	8%	-	-
OTG	NHS CAMDEN CCG	FR3011	30 REGENTS PARK ROAD	65	93%	-	-	-
OTG	NHS CAMDEN CCG	FR3017	HAMPSTEAD GROUP PRACTICE	162	93%	4%	-	-
OTG	NHS CAMDEN CCG	FR3018	PRINCE OF WALES GPP PRAC	63	90%	10%	-	-
OTG	NHS CAMDEN CCG	FR3019	THE ARABY MEDICAL CENTRE	127	87%	8%	-	-
OTG	NHS CAMDEN CCG	FR3020	ARLIDGE MEDICAL CENTRE	137	90%	7%	-	-
OTG	NHS CAMDEN CCG	FR3022	3 FREDERICK STREET	162	88%	7%	7%	-
OTG	NHS CAMDEN CCG	FR3023	JAMES WISSE GROUP PRACTICE	211	88%	8%	-	-
OTG	NHS CAMDEN CCG	FR3025	PRESTON PARK MEDICAL CTR	74	82%	-	14%	-
OTG	NHS CAMDEN CCG	FR3030	FOUR TREES SURGERY	26	77%	23%	-	-
OTG	NHS CAMDEN CCG	FR3040	80 BLOOMSBURY STREET	14	83%	-	-	-
OTG	NHS CAMDEN CCG	FR3042	GRAY'S INN MEDICAL PRACT	45	84%	-	-	-
OTG	NHS CAMDEN CCG	FR3043	DOWNER PLACE PRACTICE	22	82%	-	-	-
OTG	NHS CAMDEN CCG	FR3044	THE BLOOMSBURY SURGERY	34	82%	-	-	-
OTG	NHS CAMDEN CCG	FR3048	BRUNSWICK MEDICAL CENTRE	39	90%	-	-	-
OTG	NHS CAMDEN CCG	FR3049	125 WEST END LANE	7	100%	-	-	-
OTG	NHS CAMDEN CCG	FR3050	80 FORTUNE GREEN ROAD	14	83%	-	-	-
OTG	NHS CAMDEN CCG	FR3052	3 BROOKFIELD PARK	36	89%	-	-	-
OTG	NHS CAMDEN CCG	FR3055	WEST HAMPESTEAD MEDICAL CENTRE	121	93%	-	-	-
OTG	NHS CAMDEN CCG	FR3057	PARLIAMENT HILL SURGERY	65	80%	14%	-	-
OTG	NHS CAMDEN CCG	FR3058	THE HEDGEMORE MEDICAL CTR	46	93%	-	-	-
OTG	NHS CAMDEN CCG	FR3059	BROMSBURY MEDICAL CTR	215	88%	9%	-	-
OTG	NHS CAMDEN CCG	FR3061	THE MADAGASCAR PRACTICE	40	90%	-	-	-
OTG	NHS CAMDEN CCG	FR3062	145 FINELEY ROAD	26	81%	-	-	-
OTG	NHS CAMDEN CCG	FR3070	1 CHANDLER GARDENS	10	93%	-	-	-
OTG	NHS CAMDEN CCG	FR3023	THE SEATS GROUP PRACTICE	105	93%	-	-	-
OTG	NHS CAMDEN CCG	FR3031	30THA GROUP PRACTICE	146	89%	-	-	-
OTG	NHS CAMDEN CCG	FR3033	GRANHAM GARDENS HYF CTR	25	93%	-	-	-
OTG	NHS CAMDEN CCG	FR3035	215 KINGS CROSS ROAD	38	96%	-	-	-
OTG	NHS CAMDEN CCG	FR3038	BELUSEY PRINCE MED PRACT	63	94%	-	-	-
OTG	NHS CAMDEN CCG	FR3063	PENDERS ST PRACTICE	9	87%	-	-	-
OTG	NHS CAMDEN CCG	FR3065	WISSE COTTAGE	160	89%	8%	-	-
OTG	NHS CAMDEN CCG	FR3072	ST PHILIP'S MEDICAL CENTRE	22	100%	-	-	-
OTG	NHS CAMDEN CCG	FR3077	37 RD PRINCE OF WALES RD	9	87%	-	-	-
OTG	NHS CAMDEN CCG	FR3082	POSDEN HILL PRAC	13	100%	-	-	-
OTG	NHS CAMDEN CCG	FR3083	LOWNEY TOWN MEDICAL CTR	40	84%	-	-	-
OTF	NHS CITY AND HACENY CCG	FR4003	LOWER CLAPTON HEALTH CTR	190	87%	13%	-	-
OTF	NHS CITY AND HACENY CCG	FR4006	BARTON ROAD HEALTH CTR	170	89%	-	-	-
OTF	NHS CITY AND HACENY CCG	FR4013	SPANMOR HILL GROUP PRACT	381	96%	3%	-	-
OTF	NHS CITY AND HACENY CCG	FR4015	INGENGLADE HEALTHCARE	86	82%	17%	-	-
OTF	NHS CITY AND HACENY CCG	FR4018	NORTHGATE PRACTICES	180	90%	-	-	-
OTF	NHS CITY AND HACENY CCG	FR4021	LONDON REIDS MEDICAL CTR	111	94%	8%	-	-
OTF	NHS CITY AND HACENY CCG	FR4033	SCARFORDS GROUP HEALTHC	133	82%	-	-	-
OTF	NHS CITY AND HACENY CCG	FR4035	DECKINGHOE MEDICAL CTR	41	93%	-	-	-
OTF	NHS CITY AND HACENY CCG	FR4036	COZAR PRACTICE	34	81%	-	-	-
OTF	NHS CITY AND HACENY CCG	FR4038	BRA DALSTON LANE	48	90%	-	-	-
OTF	NHS CITY AND HACENY CCG	FR4041	WINTON ROAD SURGERY	67	88%	18%	-	-

Table 9 : Breastfeeding initiation, by GP Practice, CCG, Area Team 2013/14 - Annual

Source: NHS England
 Crown Copyright © 2014



Code	CCG Name	Code	GP Practice name	Number of mothers	Percentage mothers initiating breastfeeding	Percentage mothers not initiating breastfeeding	Percentage mothers with no known status
OTW	NHS CITY AND HACNEY CCG	FR6402	THE LARDERS (WINDHAM ROAD)	19	88%	-	-
OTW	NHS CITY AND HACNEY CCG	FR6403	PCT LOCUM PRACTICE	62	81%	19%	-
OTW	NHS CITY AND HACNEY CCG	FR6400	STWMA MEDICAL CENTRE	12	82%	-	-
OTW	NHS CITY AND HACNEY CCG	FR6403	38 MADONAY ROAD	91	91%	7%	-
OTW	NHS CITY AND HACNEY CCG	FR6401	HILL STREET SURGERY	168	89%	82%	11%
OTW	NHS CITY AND HACNEY CCG	FR6072	DR GARY SINGH MARLOWE	99	92%	7%	-
OTW	NHS CITY AND HACNEY CCG	FR6406	FOUNTAIN ROAD HEALTH CTR	134	92%	8%	-
OTW	NHS CITY AND HACNEY CCG	FR6406	THE LAUREN PRACTICE	164	89%	11%	-
OTW	NHS CITY AND HACNEY CCG	FR6405	THE LISA SURGERY	100	91%	9%	-
OTW	NHS CITY AND HACNEY CCG	FR6115	THE STRATFORD GROUP SURGERY	87	91%	7%	-
OTW	NHS CITY AND HACNEY CCG	FR6117	QUEENSBIDGE GROUP PRACT	111	88%	10%	-
OTW	NHS CITY AND HACNEY CCG	FR6110	THE WINDON PRACTICE	150	90%	7%	-
OTW	NHS CITY AND HACNEY CCG	FR6401	ELLSALE STREET SURGERY	76	88%	14%	-
OTW	NHS CITY AND HACNEY CCG	FR6401	THE MARSHALL PRACTICE	67	84%	-	-
OTW	NHS CITY AND HACNEY CCG	FR6420	THE WICK HEALTH CENTRE	88	88%	14%	-
OTW	NHS CITY AND HACNEY CCG	FR6421	38 MADONAY ROAD	83	82%	-	-
OTW	NHS CITY AND HACNEY CCG	FR6424	ARMET HOUSE MED CENTRE	39	95%	-	-
OTW	NHS CITY AND HACNEY CCG	FR6402	THE GREENEDGE	11	81%	-	-
OTW	NHS CITY AND HACNEY CCG	FR6405	WORSWORTHY PARK SURGERY	85	84%	-	-
OTW	NHS CITY AND HACNEY CCG	FR6406	6 BARRETT'S GROVE	34	94%	-	-
OTW	NHS CITY AND HACNEY CCG	FR6400	SEABOARD PRACTICE	67	90%	-	-
OTW	NHS CITY AND HACNEY CCG	FR6409	THE TOWER OF LONDON SURGERY	-	-	-	-
OTW	NHS CITY AND HACNEY CCG	FR6408	THE CAPTAIN SURGERY	188	97%	-	-
OTW	NHS CITY AND HACNEY CCG	FR6405	ELAM PRACTICE	41	95%	-	-
OTW	NHS CITY AND HACNEY CCG	FR6404	THE LARDERS	229	97%	2%	-
OTW	NHS CITY AND HACNEY CCG	FR6402	HOTTON SURGERY	17	88%	11%	-
OTW	NHS CITY AND HACNEY CCG	FR6404	46 BRIDGE ROAD	31	91%	-	-
OTW	NHS CITY AND HACNEY CCG	FR6111	ROSEWOOD PRACTICE	25	96%	-	-
OTW	NHS CITY AND HACNEY CCG	FR6116	34A ALLESTON ROAD	133	94%	5%	-
OTW	NHS CITY AND HACNEY CCG	FR6119	ATMARSH HEALTH CENTRE	50	88%	14%	-
OTW	NHS CITY AND HACNEY CCG	FR6120	HEALY MEDICAL CENTRE	79	94%	-	-
OTW	NHS CITY AND HACNEY CCG	VO0002	38 MERRIMAN AVENUE	65	85%	11%	-
OTW	NHS CITY AND HACNEY CCG	VO0103	DERMATOLOGY SERVICE	-	-	-	-
OTW	NHS CITY AND HACNEY CCG	VO1177	TOLLGATE LODGE PRIMARY CARE CENTRE	113	95%	8%	-
OTW	NHS CITY AND HACNEY CCG	VO1299	DERMATOLOGY SERVICE	-	-	-	-
OTW	NHS CITY AND HACNEY CCG	VO1499	BRIMFLEET HEALTH CENTRE	178	94%	6%	-
OTW	NHS CROFTON CCG	HE0001	PORTLAND MEDICAL CENTRE	163	88%	9%	-
OTW	NHS CROFTON CCG	HE0002	39 HARTFIELD ROAD	37	81%	9%	-
OTW	NHS CROFTON CCG	HE0004	55 FARLEY ROAD	61	85%	11%	-
OTW	NHS CROFTON CCG	HE0005	120 CURETON ROAD	170	92%	5%	-
OTW	NHS CROFTON CCG	HE0006	PAINWAY HEALTH CENTRE	54	52%	48%	-
OTW	NHS CROFTON CCG	HE0007	WOLST LANE MEDIPRACTICE	100	88%	12%	-
OTW	NHS CROFTON CCG	HE0008	USA ADOSSCOMBE ROAD	27	78%	-	-
OTW	NHS CROFTON CCG	HE0009	NORBERTY MEDICAL PRACTICE	155	92%	8%	-
OTW	NHS CROFTON CCG	HE0010	SOUTH NORWOOD HILL MEDICT	79	90%	-	-
OTW	NHS CROFTON CCG	HE0011	NORTH CROFTON MEDICAL CTR	56	88%	11%	-
OTW	NHS CROFTON CCG	HE0012	2 JAMES'S ROAD	131	89%	-	-
OTW	NHS CROFTON CCG	HE0013	OLD COULSDON MED PRACTICE	69	81%	17%	-
OTW	NHS CROFTON CCG	HE0014	QUINTON MEDICAL PRAC	37	81%	-	-
OTW	NHS CROFTON CCG	HE0015	PAINWICK GROUP PRACTICE	141	93%	6%	-
OTW	NHS CROFTON CCG	HE0016	THE EUSTON HOUSE MED PRAC	110	90%	8%	-
OTW	NHS CROFTON CCG	HE0017	BRISTOLICK MEDICAL CENTRE	140	93%	6%	-
OTW	NHS CROFTON CCG	HE0018	WELDON PARK MED PRACTICE	70	81%	14%	-
OTW	NHS CROFTON CCG	HE0019	PRENSA ROAD MEDIPRACT	180	88%	14%	-
OTW	NHS CROFTON CCG	HE0020	CORSELET MEDICAL CENTRE	142	88%	11%	-
OTW	NHS CROFTON CCG	HE0021	UNDER LODGE MEDICAL PRAC	71	80%	-	-
OTW	NHS CROFTON CCG	HE0022	THORNTON HEATH HEALTH CTR	67	89%	13%	-
OTW	NHS CROFTON CCG	HE0023	1 MORLAND ROAD	82	87%	10%	-
OTW	NHS CROFTON CCG	HE0024	THE WOODCOTE GROUP PRACT	91	92%	7%	-
OTW	NHS CROFTON CCG	HE0025	WOODSIDE HEALTH CENTRE	158	82%	18%	-
OTW	NHS CROFTON CCG	HE0027	PAINWAY HEALTH CENTRE	73	52%	48%	-
OTW	NHS CROFTON CCG	HE0028	PAINWAY HEALTH CENTRE	35	68%	31%	-
OTW	NHS CROFTON CCG	HE0029	1 FANTLAND WAY	11	81%	-	-
OTW	NHS CROFTON CCG	HE0030	BROOKWOOD ROAD PRACTICE	56	88%	11%	-
OTW	NHS CROFTON CCG	HE0031	38 BRISTOLICK ROAD	56	88%	11%	-
OTW	NHS CROFTON CCG	HE0033	16A LOWER ADOSSCOMBE ROAD	32	78%	22%	-
OTW	NHS CROFTON CCG	HE0034	THE WHITEWODES PRACTICE	142	82%	-	-
OTW	NHS CROFTON CCG	HE0035	2 SOUTH WAY	12	80%	-	-
OTW	NHS CROFTON CCG	HE0037	THE LINDENHILL SURGERY	89	92%	-	-
OTW	NHS CROFTON CCG	HE0039	188 LOWER ADOSSCOMBE ROAD	82	92%	-	-
OTW	NHS CROFTON CCG	HE0040	16A METWICK AVENUE	28	82%	-	-
OTW	NHS CROFTON CCG	HE0041	SOUTH NORWOOD MEDICCTR	84	88%	14%	-
OTW	NHS CROFTON CCG	HE0042	6 LAUNDRY ROAD	93	94%	-	-
OTW	NHS CROFTON CCG	HE0043	BRIMLEY MEDICAL CENTRE	20	89%	-	-
OTW	NHS CROFTON CCG	HE0044	16AT CROFTON MEDICAL CTR	172	93%	6%	-
OTW	NHS CROFTON CCG	HE0046	TEGEMARY MEDICAL CENTRE	41	67%	30%	-
OTW	NHS CROFTON CCG	HE0048	DOWNLAND SURGERY	7	-	42%	-
OTW	NHS CROFTON CCG	HE0049	Pauline Dima Surgery	26	58%	-	-
OTW	NHS CROFTON CCG	HE0050	THE LODGINGS MEDIPRACTICE	95	89%	11%	-
OTW	NHS CROFTON CCG	HE0051	280 TOWNTON ROAD	110	91%	-	-
OTW	NHS CROFTON CCG	HE0052	BRANLEY AVENUE SURGERY	23	74%	26%	-
OTW	NHS CROFTON CCG	HE0053	THE MARSHES MEDICAL CENTRE	129	90%	-	-
OTW	NHS CROFTON CCG	HE0058	83 BRISTOLICK ROAD	66	92%	-	-
OTW	NHS CROFTON CCG	HE0059	MERRIMAN MEDICAL CENTRE	18	84%	-	-
OTW	NHS CROFTON CCG	HE0011	27 BLIMSTADT ROAD	17	97%	-	-
OTW	NHS CROFTON CCG	HE0016	PULLEY MEDICAL PRACTICE	29	80%	-	-
OTW	NHS CROFTON CCG	HE0019	GREENEDGE GROUP PRACTICE	-	-	-	-
OTW	NHS CROFTON CCG	HE0020	38 BRIGHTON ROAD	18	84%	-	-
OTW	NHS CROFTON CCG	HE0022	138 SOUTH NORWOOD HILL	26	88%	-	-
OTW	NHS CROFTON CCG	HE0023	228 BRIGHTON ROAD	45	91%	-	-
OTW	NHS CROFTON CCG	HE0024	MARWICK MEDICAL CENTRE	52	92%	-	-
OTW	NHS CROFTON CCG	HE0025	BRIGHTON CORNER MED CTR	60	92%	-	-
OTW	NHS CROFTON CCG	HE0026	WOODSIDE HEALTH CENTRE	21	91%	-	-
OTW	NHS CROFTON CCG	HE0027	MARWICK MED PRACTICE	98	93%	-	-
OTW	NHS CROFTON CCG	HE0011	GREENEDGE MEDICAL PRACTICE	136	94%	8%	-
OTW	NHS CROFTON CCG	HE0014	VALLEY PARK SURGERY	31	88%	-	-
OTW	NHS CROFTON CCG	HE0015	WOODSIDE HEALTH CENTRE	31	79%	18%	-
OTW	NHS CROFTON CCG	HE0019	WYTHAMWATE DERMATOLOGY SERVICE	-	-	-	-
OTW	NHS CROFTON CCG	VO0082	MANWOOD HEALTH CENTRE 181 BRIG	8	79%	8%	-
OTW	NHS CROFTON CCG	VO0082	THE WALSH CENTRE	111	91%	8%	-
OTW	NHS FALING CCG	ER0409	25 ALLENDALE ROAD	46	74%	20%	-
OTW	NHS FALING CCG	ER0409	WATNEY ROAD MEDICAL CENTRE	72	88%	13%	-
OTW	NHS FALING CCG	ER0012	45 MEDICAL CENTRE	56	88%	11%	-
OTW	NHS FALING CCG	ER0013	MANWELL HEALTH CENTRE	44	89%	-	-
OTW	NHS FALING CCG	ER0014	NORTHFIELDS SURGERY	111	92%	5%	-
OTW	NHS FALING CCG	ER0019	CROWN STREET SURGERY	127	91%	8%	-
OTW	NHS FALING CCG	ER0021	TEASDALE MEDICAL CENTRE	99	88%	14%	-
OTW	NHS FALING CCG	ER0023	CHEPTON GARDENS MEDICAL CENTRE	17	80%	8%	-
OTW	NHS FALING CCG	ER0026	GORDON HOUSE SURGERY	130	91%	6%	-
OTW	NHS FALING CCG	ER0028	HILCREST SURGERY	77	88%	8%	-
OTW	NHS FALING CCG	ER0034	GROVEFORD HOUSE	75	91%	8%	-
OTW	NHS FALING CCG	ER0041	MANWELL HEALTH CENTRE	69	88%	12%	-
OTW	NHS FALING CCG	ER0046	THE LARDERS	79	89%	8%	-
OTW	NHS FALING CCG	ER0049	BEAUMONT MEDICAL CLINIC	93	89%	8%	-
OTW	NHS FALING CCG	ER0050	GREENFORD ROAD MED CTR	118	91%	-	-
OTW	NHS FALING CCG	ER0051	GREENFORD AVENUE FAMILY HEALTH PRACTICE	68	90%	10%	-
OTW	NHS FALING CCG	ER0053	THE MEDICAL CENTRE	59	90%	20%	-
OTW	NHS FALING CCG	ER0054	HILLVIEW SURGERY	144	83%	13%	5%
OTW	NHS FALING CCG	ER0057	QUEEN'S WALSH PRACTICE	94	94%	-	-
OTW	NHS FALING CCG	ER0061	WELLCOME PRACTICE	30	94%	-	-
OTW	NHS FALING CCG	ER0064	WEST END SURGERY	52	65%	20%	-
OTW	NHS FALING CCG	ER0066	THE REDWOOD PARK SURGERY	45	91%	-	-
OTW	NHS FALING CCG	ER0069	CLIFFFIELD FAMILY PRACTICE	61	89%	-	-
OTW	NHS FALING CCG	ER0072	MATFIELD LANE HEALTH CTR	-	-	-	-
OTW	NHS FALING CCG	ER0075	SOUTHFIELD MEDICAL CENTRE	43	95%	-	-
OTW	NHS FALING CCG	ER0080	WOODSBROOK MEDICAL CENTRE	82	89%	12%	-
OTW	NHS FALING CCG	ER0088	LUMMANS SURGERY	37	78%	22%	-
OTW	NHS FALING CCG	ER0090	25 HAMMERT ROAD	95	90%	11%	-
OTW	NHS FALING CCG	ER0091	BRUNSWICK ROAD MED CTR	21	87%	-	-
OTW	NHS FALING CCG	ER0096	MEDICAL CENTRE	117	95%	-	-
OTW	NHS FALING CCG	ER0098	45 GUY MANOR ROAD	37	81%	18%	-
OTW	NHS FALING CCG	ER0099	107 THE AVENUE	49	88%	-	-
OTW	NHS FALING CCG	ER0101	17 1/2 ADAM MARGARET ROAD	34	91%	-	-
OTW	NHS FALING CCG	ER0105	ALDENY CLINIC	95	88%	-	-
OTW	NHS FALING CCG	ER0107	THE WALSH HILL SURGERY	120	93%	-	-
OTW	NHS FALING CCG	ER0108	11 MANDEVILLE ROAD	79	84%	14%	-
OTW	NHS FALING CCG	ER0109	THE ACTON HEALTH CENTRE	52	89%	-	-
OTW	NHS FALING CCG	ER0111	2 CONWAY CRESCENT	41	90%	-	-
OTW	NHS FALING CCG	ER0112	LAURENCE SURGERY	63	84%	16%	-
OTW	NHS FALING CCG	ER0116	CLOXDOO LANE HEALTH CENTRE LTD	42	95%	-	-
OTW	NHS FALING CCG	ER0119	71 7/2 THE BROADWAY	71	96%	-	-
OTW	NHS FALING CCG	ER0120	THE ANGLICAN SURGERY	105	82%	8%	-
OTW	NHS FALING CCG	ER0121	GURU NANAK MEDICAL CENTRE	160	89%	9%	-
OTW	NHS FALING CCG	ER0122	THE FORNBERG ROAD SURGERY	187	90%	-	-
OTW	NHS FALING CCG	ER0123	THE CROFTON ROAD SURGERY	77	92%	-	-
OTW	NHS FALING CCG	ER0127	THE BARNHAM MEDICAL CTR	111	85%	16%	-
OTW	NHS FALING CCG	ER0129	73 MANWELL ROAD	55	87%	-	-
OTW	NHS FALING CCG	ER0130	SOUTHFIELD MEDICAL CENTRE	63	84%	-	-
OTW	NHS FALING CCG	ER0137	ACTON TOWN MEDICAL CENTRE	20	88%	-	-
OTW	NHS FALING CCG	ER0151	34 HAMMERT ROAD	59	90%	-	-
OTW	NHS FALING CCG	ER0028	ELTHORNE PARK SURGERY	123	93%	-	-
OTW	NHS FALING CCG	ER0040	THE WESTERN AVENUE	43	88%	14%	-
OTW	NHS FALING CCG	ER0043	THE SOUTHALL MEDICAL CTR	34	94%	-	-
OTW	NHS FALING CCG	ER0045	OF THE VALE	63	94%	-	-
OTW	NHS FALING CCG	ER0400	34 CHORNFIELD ROAD	21	98%	-	-
OTW	NHS FALING CCG	ER0403	341 MANDEVILLE ROAD	74	94%	7%	-
OTW	NHS FALING CCG	ER0004	MEDICAL CENTRE	44	91%	-	-
OTW	NHS FALING CCG	ER0057	PAULINE PARK HEALTH CENTRE	147	90%	8%	-
OTW	NHS FALING CCG	ER0063	THE LARDER CLINIC	152	84%	10%	80%

Table 9 : Breastfeeding initiation, by GP Practice, CCG, Area Team 2013/14 - Annual

Source: NHS England
 Crown Copyright © 2014



Code	CCG Name	Code	GP Practice name	Number of mothers	Percentage breastfeeding	Percentage		Percentage
						mothers not initiating	mothers with no known status	
OTW	NHS KALING CCG	DS9877	150 HORN LANE	104	97%	+	+	
OTW	NHS KALING CCG	DS9880	1 EASTFIELD ROAD	104	97%	+	+	
OTW	NHS KALING CCG	DS9882	120 SERRORS WELLS LANE	52	89%	-	-	
OTW	NHS KALING CCG	DS9887	253 ACTON LANE	6	+	-	-	
OTW	NHS KALING CCG	DS9894	204 BELLAIR ROAD	27	100%	-	-	
OTW	NHS KALING CCG	DS9705	2 BURLINGTON GARDENS	15	82%	-	-	
OTW	NHS KALING CCG	DS9712	207 RUSHP ROAD	64	88%	13% </td <td>-</td> <td></td>	-	
OTW	NHS KALING CCG	DS9714	209 PRYMANER LANE	25	88%	+	+	
OTW	NHS KALING CCG	DS9721	216 CHURCH ROAD	52	87%	12% </td <td>+</td> <td></td>	+	
OTW	NHS KALING CCG	DS9723	21 ST GEORGES AVENUE	34	88%	+	+	
OTW	NHS KALING CCG	DS9723	130 RUSHP ROAD	63	88%	13% </td <td>+</td> <td></td>	+	
OTW	NHS KALING CCG	DS9725	31 DARNEMAN GARDEN	35	89%	8% </td <td>-</td> <td></td>	-	
OTW	NHS KALING CCG	DS9726	MATTHEW LANE HEALTH CTR.	52	90%	+	+	
OTW	NHS KALING CCG	DS9728	ROCHESTER MEDICAL CENTRE	32	88%	+	+	
OTW	NHS KALING CCG	DS9731	HANWELL FAMILY HEALTH PRACTICE	35	88%	-	-	
OTW	NHS KALING CCG	DS9733	THE NORTHGATE AVENUE PRACTICE	21	81%	+	+	
OTW	NHS KALING CCG	DS9740	9 LYNWOOD ROAD	26	88%	-	-	
OTW	NHS KALING CCG	DS9743	11 GEORGES MEDICAL CTR.	38	84%	+	+	
OTW	NHS KALING CCG	DS9745	LIMBET GARDENS MEDICAL CENTRE	123	87%	15% </td <td>-</td> <td></td>	-	
OTW	NHS KALING CCG	VS0222	THE BRANLEY ROAD SURGERY	9	+	-	-	
OTW	NHS KALING CCG	VS0223	STONESETT FHP	32	94%	-	-	
OTW	NHS KALING CCG	VS0242	FEATHERSTONE ROAD HEALTH CENTRE	105	92%	8% </td <td>+</td> <td></td>	+	
OTW	NHS KALING CCG	VS0249	DEPT OF REPRODUCTIVE & SEXUAL HEALTHCARE	+	+	+	+	
OTW	NHS KALING CCG	VS0425	MURRING HOME SERVICES	+	-	-	-	
OTW	NHS KALING CCG	FR0002	FOREST ROAD GROUP PRACTICE	148	79%	25% </td <td>-</td> <td></td>	-	
OTW	NHS KALING CCG	FR0003	REILEY HOUSE SURGERY	139	78%	22% </td <td>+</td> <td></td>	+	
OTW	NHS KALING CCG	FR0004	CHAGE HOUSE SURGERY	207	74%	24% </td <td>-</td> <td></td>	-	
OTW	NHS KALING CCG	FR0009	GREEN LANE SURGERY	98	87%	11% </td <td>+</td> <td></td>	+	
OTW	NHS KALING CCG	FR0010	HEATH SURGERY	50	68%	23% </td <td>-</td> <td></td>	-	
OTW	NHS KALING CCG	FR0011	BONNINLOW MEDICAL CENTRE	34	79%	-	-	
OTW	NHS KALING CCG	FR0015	DOVER HOUSE SURGERY	46	78%	27%	-	
OTW	NHS KALING CCG	FR0016	COOPERTON MEDICAL CTR	62	87%	+	+	
OTW	NHS KALING CCG	FR0020	THE WOODBERRY PRACTICE	84	88%	12%	-	
OTW	NHS KALING CCG	FR0023	DARC OFFSHOOT LOCK	30	89%	-	-	
OTW	NHS KALING CCG	FR0024	DEAN HOUSE SURGERY	40	68%	33%	-	
OTW	NHS KALING CCG	FR0027	WHITE HOUSE MEDICAL PRAC	112	89%	10% </td <td>+</td> <td></td>	+	
OTW	NHS KALING CCG	FR0027	CANTON HOUSE SURGERY	136	79%	19% </td <td>+</td> <td></td>	+	
OTW	NHS KALING CCG	FR0029	ABINGDON HOUSE	129	89%	-	-	
OTW	NHS KALING CCG	FR0032	SOUTHLAKE SURGERY	99	87%	12% </td <td>+</td> <td></td>	+	
OTW	NHS KALING CCG	FR0033	GREEN LANE	96	85%	14% </td <td>-</td> <td></td>	-	
OTW	NHS KALING CCG	FR0035	HIGHLANDS PRACTICE	39	88%	14% </td <td>-</td> <td></td>	-	
OTW	NHS KALING CCG	FR0036	WILLOW HOUSE SURGERY	23	91%	-	-	
OTW	NHS KALING CCG	FR0037	ANNA HOUSE SURGERY	25	89%	+	+	
OTW	NHS KALING CCG	FR0039	RANBORN SURGERY EVERGREEN PCC	53	77%	19% </td <td>+</td> <td></td>	+	
OTW	NHS KALING CCG	FR0043	BOUNDARY COURT SURGERY	52	62%	-	-	
OTW	NHS KALING CCG	FR0044	DR P LADANA	83	73%	27%	-	
OTW	NHS KALING CCG	FR0048	ACROFT ROAD HEALTHCTR	48	81%	18% </td <td>-</td> <td></td>	-	
OTW	NHS KALING CCG	FR0053	PARK LODGE MEDICAL CENTRE	109	88%	15%	-	
OTW	NHS KALING CCG	FR0055	COMMUNITY SURGERY	49	73%	27%	-	
OTW	NHS KALING CCG	FR0058	NIGHTINGALE HOUSE SURGERY	68	78%	21%	-	
OTW	NHS KALING CCG	FR0072	GRONLANDS MEDICAL CENTRE	86	83%	16% </td <td>+</td> <td></td>	+	
OTW	NHS KALING CCG	FR0076	TREETWATER CAFE CENTRE	141	83%	-	-	
OTW	NHS KALING CCG	FR0077	BERNOLLE GARDENS SURGERY	34	88%	-	-	
OTW	NHS KALING CCG	FR0079	BRISTOL ROAD SURGERY	74	78%	22%	-	
OTW	NHS KALING CCG	FR0084	EAST ENFIELD	96	88%	18%	-	
OTW	NHS KALING CCG	FR0088	THE PLAIN MEDICAL CENTRE	33	78%	+	+	
OTW	NHS KALING CCG	FR0042	ROCHDALE SURGERY	99	97%	-	-	
OTW	NHS KALING CCG	FR0044	DR CHIBREN	+	+	-	-	
OTW	NHS KALING CCG	FR0040	MORFECAMBS SURGERY	58	68%	31%	-	
OTW	NHS KALING CCG	FR0042	SOUTHERY SURGERY	85	75%	25%	-	
OTW	NHS KALING CCG	FR0044	BRICK LANE SURGERY	36	81%	19%	-	
OTW	NHS KALING CCG	FR0046	BOUP HILL PARK NHS CENTRE	23	74%	-	-	
OTW	NHS KALING CCG	FR0048	LATHAM RD SURGERY	40	72%	28%	-	
OTW	NHS KALING CCG	FR0049	CANTONMENT MEDICAL CTR	51	70%	22% </td <td>+</td> <td></td>	+	
OTW	NHS KALING CCG	FR0072	CARTWRIGHT LANE SURGERY	+	+	-	-	
OTW	NHS KALING CCG	FR0076	DR PULAI	65	79%	21%	-	
OTW	NHS KALING CCG	FR0078	TOWN SURGERY	56	79%	-	-	
OTW	NHS KALING CCG	FR0081	GREEN ST SURGERY	32	81%	19%	-	
OTW	NHS KALING CCG	FR0082	1 CHANDLER ROAD	62	87%	17%	-	
OTW	NHS KALING CCG	FR0084	CURSON AVENUE SURGERY	74	77%	22%	-	
OTW	NHS KALING CCG	FR0086	THORNT AVE SURGERY	23	78%	-	-	
OTW	NHS KALING CCG	FR0087	DANWOOD MEDICAL CENTRE	97	88%	12% </td <td>+</td> <td></td>	+	
OTW	NHS KALING CCG	FR0093	DR PG PATICS PRACTICE	+	+	-	-	
OTW	NHS KALING CCG	FR0700	ANNIS GRACE MEDICAL CEN	33	70%	30% </td <td>-</td> <td></td>	-	
OTW	NHS KALING CCG	FR0701	GLAN HOUSE SURGERY	142	79%	20% </td <td>+</td> <td></td>	+	
OTW	NHS KALING CCG	FR0703	ANDREA ROAD MED PRACTICE	49	68%	-	-	
OTW	NHS KALING CCG	FR0706	THE GREEN PRACTICE	32	75%	25%	-	
OTW	NHS KALING CCG	FR0707	THORNTON ISLAND SURGERY	101	81%	19%	-	
OTW	NHS KALING CCG	VS0057	ANGEL SURGERY	73	73%	27%	-	
OTW	NHS KALING CCG	VS0052	GREEN CEDARS SURGERY	109	81%	18% </td <td>-</td> <td></td>	-	
OTW	NHS KALING CCG	VS0054	DR RATHNARAJAN	+	+	-	-	
OTW	NHS KALING CCG	VS0775	DARC CANTONMENT GREEN	+	+	+	+	
OTW	NHS KALING CCG	VS0049	EDMONTON GP HEALTH CENTRE	+	+	-	-	
OTW	NHS KALING CCG	VS0056	EDMONTON GP WALK IN CENTRE	+	+	-	-	
OTW	NHS KALING CCG	VS0047	COMMUNITY ENFIELD	+	+	-	-	
OTW	NHS KALING CCG	VS0402	EVERGREEN SURGERY LTD	336	74%	25% </td <td>+</td> <td></td>	+	
OTW	NHS KALING CCG	VS0471	THRELL COMMUNITY TECHNOLOGY SERVICE	+	+	-	-	
OTW	NHS KALING CCG	VS0454	INTEGRATED RESPIRATORY SERVICE	+	+	-	-	
OTW	NHS HOUNSLOW CCG	DS9001	THORNBURY ROAD CENTRE	76	95%	-	-	
OTW	NHS HOUNSLOW CCG	DS9004	THE ALBANY PRACTICE	40	90%	10%	-	
OTW	NHS HOUNSLOW CCG	DS9007	15 ST MARKS GATE PRACTICE	139	84%	15%	-	
OTW	NHS HOUNSLOW CCG	DS9009	ROCHESTER PRACTICE	+	+	-	-	
OTW	NHS HOUNSLOW CCG	DS9016	124 BATH ROAD	44	87%	+	+	
OTW	NHS HOUNSLOW CCG	DS9018	HESTON HEALTH CENTRE	22	100%	-	-	
OTW	NHS HOUNSLOW CCG	DS9024	THE SURGERY	99	84%	15% </td <td>-</td> <td></td>	-	
OTW	NHS HOUNSLOW CCG	DS9030	CHURCH HEALTH PRACTICE	48	77%	+	+	
OTW	NHS HOUNSLOW CCG	DS9035	MOUNT MEDICAL CENTRE	52	83%	15%	-	
OTW	NHS HOUNSLOW CCG	DS9039	GREENBROOK BROOKDALE	+	+	-	-	
OTW	NHS HOUNSLOW CCG	DS9040	THE CREWICK HEALTH CTR	96	94%	+	+	
OTW	NHS HOUNSLOW CCG	DS9044	301 BATH ROAD	14	88%	-	-	
OTW	NHS HOUNSLOW CCG	DS9045	THE MEDICAL CENTRE	99	82%	18%	-	
OTW	NHS HOUNSLOW CCG	DS9053	CHANDON MEDICAL CENTRE	65	89%	-	-	
OTW	NHS HOUNSLOW CCG	DS9056	ST DAVIDS PRACTICE	113	89%	15% </td <td>-</td> <td></td>	-	
OTW	NHS HOUNSLOW CCG	DS9058	BLUE SPRING	39	99%	0% </td <td>-</td> <td></td>	-	
OTW	NHS HOUNSLOW CCG	DS9059	CHESNALT PRACTICE	112	94%	+	+	
OTW	NHS HOUNSLOW CCG	DS9060	MADEWELL PARK HEALTH CTR.	80	94%	-	-	
OTW	NHS HOUNSLOW CCG	DS9062	WEST CARE PRACTICE	127	94%	5% </td <td>+</td> <td></td>	+	
OTW	NHS HOUNSLOW CCG	DS9071	12 HAMWORTH ROAD	15	88%	+	+	
OTW	NHS HOUNSLOW CCG	DS9113	MARSHALL PARK HEALTH CTR.	68	94%	+	+	
OTW	NHS HOUNSLOW CCG	DS9114	1 CROSSLAND AVENUE	99	88%	12% </td <td>+</td> <td></td>	+	
OTW	NHS HOUNSLOW CCG	DS9135	26 PRESTON GARDENS	29	72%	-	-	
OTW	NHS HOUNSLOW CCG	DS9117	THE COLE PARK SURGERY	99	90%	+	+	
OTW	NHS HOUNSLOW CCG	DS9136	THE GREEN PRACTICE	162	89%	8% </td <td>-</td> <td></td>	-	
OTW	NHS HOUNSLOW CCG	DS9060	MADEWELL PARK HEALTH CTR.	54	91%	+	+	
OTW	NHS HOUNSLOW CCG	DS9100	BENTFORD HEALTH CENTRE	107	84%	16% </td <td>-</td> <td></td>	-	
OTW	NHS HOUNSLOW CCG	DS9125	CHURCHILL HEALTH CENTRE	46	88%	+	+	
OTW	NHS HOUNSLOW CCG	DS9127	FAMILY DOCTOR UNIT	+	+	-	-	
OTW	NHS HOUNSLOW CCG	DS9058	ROLEY ROAD MEDICAL CENTRE	34	91%	+	+	
OTW	NHS HOUNSLOW CCG	DS9061	THE BERRY PRACTICE	130	94%	5% </td <td>+</td> <td></td>	+	
OTW	NHS HOUNSLOW CCG	DS9063	1 GIBBY STREET	44	97%	+	+	
OTW	NHS HOUNSLOW CCG	DS9066	THE GROVE MEDICAL CENTRE	96	94%	+	+	
OTW	NHS HOUNSLOW CCG	DS9061	CHORLEY HOUSE SURGERY	+	+	-	-	
OTW	NHS HOUNSLOW CCG	DS9062	THE WILLESLEY RD SURGERY	102	95%	+	+	
OTW	NHS HOUNSLOW CCG	DS9063	GROVE PARK SURGERY	59	93%	+	+	
OTW	NHS HOUNSLOW CCG	DS9066	85 CLIFFORD ROAD	123	93%	5% </td <td>+</td> <td></td>	+	
OTW	NHS HOUNSLOW CCG	DS9067	THE SURGERY	70	92%	-	-	
OTW	NHS HOUNSLOW CCG	DS9069	GROVE VILLAGE MEDICAL CTR	54	72%	28%	-	
OTW	NHS HOUNSLOW CCG	DS9070	MARSH HOUSE PRACTICE	39	87%	-	-	
OTW	NHS HOUNSLOW CCG	DS9077	DEVONSHIRE MEDICAL CENTRE	47	98%	-	-	
OTW	NHS HOUNSLOW CCG	DS9708	12 HAMWORTH ROAD EAST	65	85%	13% </td <td>+</td> <td></td>	+	
OTW	NHS HOUNSLOW CCG	DS9713	17 LAMPTON ROAD	40	88%	-	-	
OTW	NHS HOUNSLOW CCG	DS9716	124 BATH ROAD	151	93%	6% </td <td>+</td> <td></td>	+	
OTW	NHS HOUNSLOW CCG	DS9718	WATTON MEDICAL PRACTICE	63	87%	13% </td <td>-</td> <td></td>	-	
OTW	NHS HOUNSLOW CCG	DS9724	HEERANA HOUSE SURGERY	40	95%	-	-	
OTW	NHS HOUNSLOW CCG	DS9727	THE GREAT WEST SURGERY	75	89%	11%	-	
OTW	NHS HOUNSLOW CCG	DS9732	THE MANOR PRACTICE	31	94%	+	+	
OTW	NHS HOUNSLOW CCG	DS9734	QUINTON PARK MEDICAL PRACTICE	63	87%	13% </td <td>-</td> <td></td>	-	
OTW	NHS HOUNSLOW CCG	DS9735	BENTFORD HEALTH CENTRE	36	100%	-	-	
OTW	NHS HOUNSLOW CCG	DS9736	17 THE PARK SURGERY	99	89%	11% </td <td>+</td> <td></td>	+	
OTW	NHS HOUNSLOW CCG	DS9739	HESTON HEALTH CENTRE	75	83%	13% </td <td>+</td> <td></td>	+	
OTW	NHS HOUNSLOW CCG	DS9744	GLENNORTH CENTRE PRACTICE	99	91%	8% </td <td>+</td> <td></td>	+	
OTW	NHS HOUNSLOW CCG	DS9746	GRANT PARK TERRACE SURG.	34	94%	-	-	
OTW	NHS HOUNSLOW CCG	DS9750	SPRING GROVE MEDICAL PRACTICE	106	98%	4% </td <td>+</td> <td></td>	+	
OTW	NHS HOUNSLOW CCG	DS9755	55 NORTH WIDE LANE	13	88%	-	-	
OTW	NHS HOUNSLOW CCG	VS0071	HEART OF HOUNSLOW RD BATH ROAD	249	94%	4% </td <td>+</td> <td></td>	+	
OTW	NHS HOUNSLOW CCG	VS0072	FLYTHAM CENTRE FOR HEALTH AND LIFECARE	115	90%	8% </td <td>+</td> <td></td>	+	
0BA	NHS GREENWICH CCG	GS0003	MANOR BROOK MEDICAL CENTRE	117	90%	8% </td <td>+</td> <td></td>	+	
0BA	NHS GREENWICH CCG	GS0005	79 WILLIAM BARRETT DRIVE	34	94%	-	-	
0BA	NHS GREENWICH CCG	GS0007	PLUMSTEAD HEALTH CENTRE	32	73%	+	+	
0BA	NHS GREENWICH CCG	GS0012	THAMESIDE RD AND ASSOCIATES	144	74%	25%	-	0.04
0BA	NHS GREENWICH CCG	GS0013	11 CHAMLTON ROAD	38	88%	-	-	
0BA	NHS GREENWICH CCG	GS0015	ALTYHAUS PALACE SURGERY	26	85%	-	-	
0BA	NHS GREENWICH CCG	GS0016	ROYAL ARSENAL MEDICAL CENTRE	54	83%	11% </td <td>+</td> <td></td>	+	
0BA	NHS GREENWICH CCG	GS0017	113 TOWN ROAD	28	79%	+	+	
0BA	NHS GREENWICH CCG	GS0019	PLUMSTEAD HEALTH CENTRE	85	71%	28%	-	
0BA	NHS GREENWICH CCG	GS0021	HANBROUGH GROUP PRACTICE	99	93%	+	+	
0BA	NHS GREENWICH CCG	GS0022	161 WESTMOUNT ROAD	17	80%	-	-	
0BA	NHS GREENWICH CCG	GS0026	EXCELT GROWS SURGERY	74	79%	16%	+	0.14
0BA	NHS GREENWICH CCG	GS0027	WINDARD ROAD MEDICAL CTR.	59	69%	30% </td <td>+</td> <td></td>	+	

Table 9 : Breastfeeding initiation, by GP Practice, CCG, Area Team 2013/14 - Annual

Source: NHS England
Crown Copyright © 2014



Code	CCG Name	Code	GP Practice name	Number of mothers	Percentage mothers initiating breastfeeding	Percentage mothers not initiating		Percentage mothers with no known status
						Initiating	mothers with no breastfeeding	
08A	NHS GREENWICH CCG	GE000	AL JAWH'S MEDICAL CENTRE	6	64%	-	36%	-
08A	NHS GREENWICH CCG	GE001	8 GOSWOLD ROAD	52	71%	27%	-	-
08A	NHS GREENWICH CCG	GE002	STANBROOK PARK SURGERY	36	73%	-	-	-
08A	NHS GREENWICH CCG	GE009	ST MARKS MEDICAL CENTRE	56	73%	21%	-	-
08A	NHS GREENWICH CCG	GE042	3 SHAWBROOK ROAD	11	-	-	100%	-
08A	NHS GREENWICH CCG	GE044	THE FARRIED CENTRE	88	80%	18%	-	-
08A	NHS GREENWICH CCG	GE048	PLA GREENWICH SOUTH ST	105	81%	18%	-	-
08A	NHS GREENWICH CCG	GE060	GUNSON MEDICAL CENTRE	49	81%	19%	-	-
08A	NHS GREENWICH CCG	GE063	1 ALDERWOOD ROAD	13	88%	-	-	-
08A	NHS GREENWICH CCG	GE065	BURNBY STREET PRACTICE	146	80%	7%	-	-
08A	NHS GREENWICH CCG	GE067	FERNVIEW HEALTH CENTRE	275	79%	15%	0.06	-
08A	NHS GREENWICH CCG	GE068	7 FORDS CLOSE	9	-	-	100%	-
08A	NHS GREENWICH CCG	GE069	GREENWICH PENINSULA PMS	59	85%	-	-	-
08A	NHS GREENWICH CCG	GE080	10 TRAFALD ROAD	52	92%	32%	-	-
08A	NHS GREENWICH CCG	GE081	111 BRISLOD ROAD	38	68%	29%	-	-
08A	NHS GREENWICH CCG	GE083	CONWAY MEDICAL CENTRE	29	88%	-	-	-
08A	NHS GREENWICH CCG	GE085	THE WANDERLY PRACTICE	34	71%	24%	-	-
08A	NHS GREENWICH CCG	GE041	14-33 PLUMMERIDGE STREET	22	91%	-	-	-
08A	NHS GREENWICH CCG	GE047	44 PLUMMERIDGE HIGH STREET	37	67%	29%	-	0.11
08A	NHS GREENWICH CCG	GE051	WOODLAND SURGERY	11	74%	19%	-	-
08A	NHS GREENWICH CCG	GE054	20-22 MANCROSBURN ROAD	47	67%	-	-	-
08A	NHS GREENWICH CCG	GE055	4 THE MOUND	11	72%	-	-	-
08A	NHS GREENWICH CCG	GE063	BRISTOL CORNER	12	67%	-	-	-
08A	NHS GREENWICH CCG	GE068	13 THE SLADE	31	73%	21%	-	-
08A	NHS GREENWICH CCG	GE070	28 SPINARMANATHAN	-	-	-	-	-
08A	NHS GREENWICH CCG	GE073	COZSHABOUR SURGERY	15	67%	-	-	-
08A	NHS GREENWICH CCG	GE080	THE COURT YARD SURGERY	59	72%	19%	-	0.09
08A	NHS GREENWICH CCG	Y0222	TRINITY MEDICAL CENTRE	25	84%	-	-	-
08A	NHS GREENWICH CCG	Y0287	SHOOTERS HILL MEDICAL CENTRE	36	88%	-	-	-
08A	NHS GREENWICH CCG	Y0274	THANEMORAD NHS MEDICAL CENTRE	103	83%	11%	-	0.06
08A	NHS GREENWICH CCG	Y0296	CLOVER HEALTH CENTRE	39	85%	-	-	-
08A	NHS GREENWICH CCG	Y0270	GREENWICH PENINSULA PRACTICE	11	88%	-	-	-
08C	NHS HAMMERSMITH AND FULHAM CCG	EE0003	NORTH END ROAD MED. CTR.	187	94%	3%	-	-
08C	NHS HAMMERSMITH AND FULHAM CCG	EE0005	THE SURGERY	41	88%	-	-	-
08C	NHS HAMMERSMITH AND FULHAM CCG	EE0008	THE SURGERY	86	91%	9%	-	-
08C	NHS HAMMERSMITH AND FULHAM CCG	EE0010	ROCESTER EAST MED PRACT	130	91%	7%	-	0.05
08C	NHS HAMMERSMITH AND FULHAM CCG	EE0020	BROOK GREEN MEDICAL CTR	166	93%	4%	-	-
08C	NHS HAMMERSMITH AND FULHAM CCG	EE0025	CASSIDY ROAD MEDICAL CTR	46	87%	-	-	-
08C	NHS HAMMERSMITH AND FULHAM CCG	EE0029	THE MEDICAL CENTRE	125	89%	10%	-	-
08C	NHS HAMMERSMITH AND FULHAM CCG	EE0032	THE ARCHWAY SURGERY	69	88%	-	-	-
08C	NHS HAMMERSMITH AND FULHAM CCG	EE0033	HAMMERSMITH SURGERY	104	90%	8%	-	-
08C	NHS HAMMERSMITH AND FULHAM CCG	EE0038	103 FULHAM PALACE ROAD	39	90%	-	-	-
08C	NHS HAMMERSMITH AND FULHAM CCG	EE0042	THE NEW SURGERY	81	94%	-	-	-
08C	NHS HAMMERSMITH AND FULHAM CCG	EE0046	WHITE CITY HEALTH CENTRE	51	88%	-	-	-
08C	NHS HAMMERSMITH AND FULHAM CCG	EE0050	THE SIGNPOSTERS	144	87%	8%	-	0.05
08C	NHS HAMMERSMITH AND FULHAM CCG	EE0074	25 BROOK GREEN	50	94%	-	-	-
08C	NHS HAMMERSMITH AND FULHAM CCG	EE0077	101 LORINGDON ROAD	29	87%	-	-	-
08C	NHS HAMMERSMITH AND FULHAM CCG	EE0110	172 WANDSWORTH BRIDGE RD.	29	88%	-	-	-
08C	NHS HAMMERSMITH AND FULHAM CCG	EE0118	THE FULHAM MEDICAL CENTRE	89	92%	10%	-	-
08C	NHS HAMMERSMITH AND FULHAM CCG	EE0124	139 LILLE ROAD	38	89%	-	-	-
08C	NHS HAMMERSMITH AND FULHAM CCG	EE0125	STERNGATE SURGERY	58	91%	-	-	-
08C	NHS HAMMERSMITH AND FULHAM CCG	EE0128	SANDS END HEALTH CLNIC	51	84%	15%	-	-
08C	NHS HAMMERSMITH AND FULHAM CCG	EE0024	WHITE CITY HEALTH CENTRE	80	83%	15%	-	-
08C	NHS HAMMERSMITH AND FULHAM CCG	EE0049	RAMM MEDICAL CENTRE	180	87%	-	-	-
08C	NHS HAMMERSMITH AND FULHAM CCG	EE0047	LOCAL FOR DR BR SERAVATAVA	5	-	-	-	-
08C	NHS HAMMERSMITH AND FULHAM CCG	EE0049	122 LILLE ROAD	15	88%	-	-	-
08C	NHS HAMMERSMITH AND FULHAM CCG	EE0059	WHITE CITY HEALTH CENTRE	16	87%	-	-	-
08C	NHS HAMMERSMITH AND FULHAM CCG	EE0075	THE SURGERY	10	89%	-	-	-
08C	NHS HAMMERSMITH AND FULHAM CCG	EE0078	THE OLD OAK SURGERY	52	88%	12%	-	-
08C	NHS HAMMERSMITH AND FULHAM CCG	EE0085	THE LUTVELL SURGERY	81	88%	-	-	-
08C	NHS HAMMERSMITH AND FULHAM CCG	EE0093	LOCAL FOR DR JR GOSMAN	-	-	-	-	-
08C	NHS HAMMERSMITH AND FULHAM CCG	EE0073	SPINAGE SURGERY	127	91%	-	-	-
08C	NHS HAMMERSMITH AND FULHAM CCG	EE0078	THE MEDICAL CENTRE	81	90%	7%	-	-
08C	NHS HAMMERSMITH AND FULHAM CCG	Y0289	HAMMERSMITH & FULHAM CENTRES FOR HEALTH	73	90%	-	-	-
08C	NHS HAMMERSMITH AND FULHAM CCG	Y0290	CANBERRA CENTRE FOR HEALTH	52	87%	-	-	-
08C	NHS HAMMERSMITH AND FULHAM CCG	Y0290A	UCC / HC CENTRES FOR HEALTH	-	-	-	-	-
08C	NHS HAMMERSMITH AND FULHAM CCG	Y02975	27 LEE STONACROFT DRIVE	-	-	-	-	-
08D	NHS HANLEY CCG	FE0006	QUEENSWOOD PRACTICE	-	-	-	-	-
08D	NHS HANLEY CCG	FE0007	101 PRUP LANE	140	74%	24%	-	-
08D	NHS HANLEY CCG	FE0008	MORUM HOUSE MEDICAL CTR	251	73%	25%	-	-
08D	NHS HANLEY CCG	FE0012	THE GREENS MEDICAL PRACTICE	-	-	-	-	-
08D	NHS HANLEY CCG	FE0013	TYNEMOUTH MED PRACTICE	187	73%	22%	-	-
08D	NHS HANLEY CCG	FE0014	INDGATE GROUP PRACTICE	162	90%	9%	-	-
08D	NHS HANLEY CCG	FE0017	CHARLTON HOUSE MED CTR	84	71%	24%	-	-
08D	NHS HANLEY CCG	FE0019	MORRIS HOUSE GROUP PRACTICE	141	79%	20%	-	-
08D	NHS HANLEY CCG	FE0022	THE SURGERY	12	82%	-	-	-
08D	NHS HANLEY CCG	FE0026	THE SURGERY	28	93%	-	-	-
08D	NHS HANLEY CCG	FE0028	THE SURGERY	127	91%	24%	-	-
08D	NHS HANLEY CCG	FE0030	SOMERSET GONG FARM HTM CTR	179	73%	27%	-	-
08D	NHS HANLEY CCG	FE0031	THE SURGERY	113	79%	-	-	-
08D	NHS HANLEY CCG	FE0034	THE SURGERY	42	79%	19%	-	-
08D	NHS HANLEY CCG	FE0040	STUART CRESCENT HEALTH CENTRE (COWEN)	-	-	-	-	-
08D	NHS HANLEY CCG	FE0045	THE SURGERY	42	100%	-	-	-
08D	NHS HANLEY CCG	FE0046	THE SURGERY	43	81%	19%	-	-
08D	NHS HANLEY CCG	FE0048	THE SURGERY	-	-	-	-	-
08D	NHS HANLEY CCG	FE0052	THE SURGERY	8	79%	-	-	-
08D	NHS HANLEY CCG	FE0059	THE SURGERY	26	69%	31%	-	-
08D	NHS HANLEY CCG	FE0060	PAVERAL SURGERY	91	82%	18%	-	-
08D	NHS HANLEY CCG	FE0061	CHRISTCHURCH HALL SURGERY	39	-	-	-	-
08D	NHS HANLEY CCG	FE0063	DONES AVENUE PRACTICE	87	90%	-	-	-
08D	NHS HANLEY CCG	FE0064	STUART CRESCENT HEALTH CENTRE	20	89%	-	-	-
08D	NHS HANLEY CCG	FE0065	STUART CRESCENT HETH CTR	46	78%	22%	-	-
08D	NHS HANLEY CCG	FE0066	BEAUNG GREEN GROUP PRACT	206	89%	11%	-	-
08D	NHS HANLEY CCG	FE0067	MEDICAL CENTRE	19	-	-	-	-
08D	NHS HANLEY CCG	FE0068	THE LAUREL HEALTHY LIVING CENTRE	-	-	-	-	-
08D	NHS HANLEY CCG	FE0068	CROUCH HALL ROAD SURGERY	78	91%	9%	-	-
08D	NHS HANLEY CCG	FE0070	BRIDGE HOUSE HEALTHCARE CENTRE	97	86%	13% </td <td>-</td> <td>-</td>	-	-
08D	NHS HANLEY CCG	FE0071	114 HIGH ROAD	97	86%	13% </td <td>-</td> <td>-</td>	-	-
08D	NHS HANLEY CCG	FE0074	CROUCH END HEALTH CENTRE	83	79%	19% </td <td>-</td> <td>-</td>	-	-
08D	NHS HANLEY CCG	FE0075	TOTTENHAM HEALTH CENTRE	47	81%	19% </td <td>-</td> <td>-</td>	-	-
08D	NHS HANLEY CCG	FE0023	1 LORCHE ROAD	19	81%	19% </td <td>-</td> <td>-</td>	-	-
08D	NHS HANLEY CCG	FE0029	THE SURGERY	54	71%	25% </td <td>-</td> <td>-</td>	-	-
08D	NHS HANLEY CCG	FE0032	THE SURGERY	21	88%	-	-	-
08D	NHS HANLEY CCG	FE0036	TERNS FARM ROAD SURGERY	-	-	-	-	-
08D	NHS HANLEY CCG	FE0040	EVERGREEN HOUSE SURGERY	91	84%	16%	-	-
08D	NHS HANLEY CCG	FE0045	THE SURGERY	28	79%	22%	-	-
08D	NHS HANLEY CCG	FE0043	THE SURGERY	49	80%	19%	-	-
08D	NHS HANLEY CCG	FE0045	THE SURGERY	34	79%	19%	-	-
08D	NHS HANLEY CCG	FE0058	THE SURGERY	12	82%	-	-	-
08D	NHS HANLEY CCG	FE0060	THE SURGERY	45	82%	18%	-	-
08D	NHS HANLEY CCG	FE0065	THE SURGERY	29	75%	-	-	-
08D	NHS HANLEY CCG	FE0069	109-145 WEST GREEN ROAD	142	80%	20%	-	-
08D	NHS HANLEY CCG	FE0075	THE ALEXANDRA SURGERY	43	-	-	-	-
08D	NHS HANLEY CCG	FE0079	ALLERTON HOUSE MED CENTRE	31	94%	-	-	-
08D	NHS HANLEY CCG	FE0080	127 BRIDGE GREEN ROAD	16	88%	-	-	-
08D	NHS HANLEY CCG	FE0088	RUTLAND HOUSE SURGERY	68	91%	9%	-	-
08D	NHS HANLEY CCG	FE0087	127 GREEN LANE	31	91%	-	-	-
08D	NHS HANLEY CCG	FE0089	BEAUNWATER FARM HTM. CTR.	54	91%	30%	-	-
08D	NHS HANLEY CCG	FE0095	101 PRUP LANE	77	84%	15% </td <td>-</td> <td>-</td>	-	-
08D	NHS HANLEY CCG	FE0098	101 GREEN LANE	12	88%	-	-	-
08D	NHS HANLEY CCG	Y00155	CHESHAM PARK SURGERY	18	88%	-	-	-
08D	NHS HANLEY CCG	Y00050	THE VINE PRACTICE	141	92%	8%	-	-
08D	NHS HANLEY CCG	Y00117	THE LAUREL MEDICAL PRACTICE	112	84%	15% </td <td>-</td> <td>-</td>	-	-
08D	NHS HANLEY CCG	Y00050	QUEENSWOOD PRACTICE	108	94%	9%	-	-
08D	NHS HANLEY CCG	Y00130	THE BRIDGE HOUSE SURGERY	107	90%	9%	-	-
08D	NHS HANLEY CCG	Y00056	CHESHAM PARK SURGERY	46	84%	-	-	-
08E	NHS HARLOW CCG	EA0004	BEAUMONT HEALTH CENTRE	82	78%	22%	-	-
08E	NHS HARLOW CCG	EA0005	204 BRIDGE ROAD	89	89%	10%	-	-
08E	NHS HARLOW CCG	EA0008	SIMPSON HOUSE MEDICAL CTR	100	83%	16% </td <td>-</td> <td>-</td>	-	-
08E	NHS HARLOW CCG	EA0009	THE MEDICAL CENTRE	170	82%	16% </td <td>-</td> <td>-</td>	-	-
08E	NHS HARLOW CCG	EA0014	BACON LANE SURGERY	104	89%	11%	-	-
08E	NHS HARLOW CCG	EA0018	11 STREATHED ROAD	70	90%	10% </td <td>-</td> <td>-</td>	-	-
08E	NHS HARLOW CCG	EA0019	THE VILLAGE SURGERY	-	-	-	-	-
08E	NHS HARLOW CCG	EA0022	ROMOLUNE MEDICAL CENTRE	73	81%	18% </td <td>-</td> <td>-</td>	-	-
08E	NHS HARLOW CCG	EA0024	FINA MEDICAL CENTRE	105	84%	14% </td <td>-</td> <td>-</td>	-	-
08E	NHS HARLOW CCG	EA0039	HONEYPOF MEDICAL CENTRE	134	87%	13% </td <td>-</td> <td>-</td>	-	-
08E	NHS HARLOW CCG	EA0040	100 PRINCE ROAD	39	89%	-	-	-
08E	NHS HARLOW CCG	EA0044	THE NORTHWICK SURGERY	173	83%	16% </td <td>-</td> <td>-</td>	-	-
08E	NHS HARLOW CCG	EA0051	WITCH END HEALTH CENTRE	40	79%	20%	-	-
08E	NHS HARLOW CCG	EA0057	THE STANMORE MEDICAL CTR	147	81%	17% </td <td>-</td> <td>-</td>	-	-
08E	NHS HARLOW CCG	EA0058	OF DIRECT	233	82%	17% </td <td>-</td> <td>-</td>	-	-
08E	NHS HARLOW CCG	EA0061	ELUETT HALL MEDICAL CTR.	111	83%	-	-	-
08E	NHS HARLOW CCG	EA0062	THE SHARTEBURY MEDICAL CENTRE	55	93%	-	-	-
08E	NHS HARLOW CCG	EA0064	CHARLTON ROAD MEDICAL CENTRE	34	94%	-	-	-
08E	NHS HARLOW CCG	EA0068	THE ROSEWAY SURGERY	148	86%	12% </td <td>-</td> <td>-</td>	-	-
08E	NHS HARLOW CCG	EA0069	BEAUMONT HEALTH CENTRE	112	81%	19% </td <td>-</td> <td>-</td>	-	-
08E	NHS HARLOW CCG	EA0070	FINNER VIEW MEDICAL CTR.	36	92%	-	-	-
08E	NHS HARLOW CCG	EA0075	HARRODS HARLOW GP LTD HEALTH CENTRE	89	77%	22% </td <td>-</td> <td>-</td>	-	-
08E	NHS HARLOW CCG	EA0001	THE ETONEN BRIDGE MED CTR	107	88%	13% </td <td>-</td> <td>-</td>	-	-
08E	NHS HARLOW CCG	EA0017	THE CLIVE MEDICAL CENTRE	42	89%	-	-	-
08E	NHS HARLOW CCG	EA0446	THE MEDICAL CENTRE	157	94%	6%	-	-
08E	NHS HARLOW CCG	EA0047	KENTON CLINIC	42	90%	-	-	-
08E	NHS HARLOW CCG	EA0053	204 MEDICAL CENTRE	21	78%	-	-	-
08E	NHS HARLOW CCG	EA0067	THE STANMORE SURGERY	23	78%	18% </td <td>-</td> <td>-</td>	-	-
08E	NHS HARLOW CCG	EA0058	LOPIN MEDICAL CENTRE	74	88%	14% </td <td>-</td> <td>-</td>	-	-
08E	NHS HARLOW CCG	EA0063	KENTON BRIDGE MEDICAL CENTRE DR LEVY					

Table 9 : Breastfeeding initiation, by GP Practice, CCG, Area Team 2013/14 - Annual

Source: NHS England
Crown Copyright © 2014



Code	CCG Name	Code	GP Practice name	Number of maternities	Percentage maternities breastfeeding	Percentage	
						maternities not initiating	Percentage maternities with no known status
00P	NHS HAVINGHAM CCG	FE0483	SAVITA MEDICAL CENTRE	1	0%	-	-
00P	NHS HAVINGHAM CCG	FE0493	ST. PETER'S MEDICAL CTR	115	84%	16%	-
00P	NHS HAVINGHAM CCG	FE0713	THE LUTTERINGE PRACTICE	36	79%	21%	-
00P	NHS HAVINGHAM CCG	FE2202	345 COMETS TTY ROAD	30	80%	-	+
00P	NHS HAVINGHAM CCG	FE2206	241 INTERDISCIPLINE GARDENS	77	82%	-	+
00P	NHS HAVINGHAM CCG	FE2207	THE GREEN WOOD PRACTICE	112	72%	20%	+
00P	NHS HAVINGHAM CCG	FE2208	MAYLANDS HEALTH CARE	143	65%	34%	-
00P	NHS HAVINGHAM CCG	FE2209	NORTH STREET MEDICAL CARE	139	61%	39%	-
00P	NHS HAVINGHAM CCG	FE2210	INTERFIELD SURGERY	73	65%	32%	+
00P	NHS HAVINGHAM CCG	FE2211	MANARY MEDICAL CENTRE	158	58%	42%	-
00P	NHS HAVINGHAM CCG	FE2213	WESTERN ROAD MEDICAL CTR	175	83%	16%	+
00P	NHS HAVINGHAM CCG	FE2214	MANOLD HILL HEALTH CENTRE	32	65%	34%	-
00P	NHS HAVINGHAM CCG	FE2216	MANOLD HILL HEALTH CENTRE	112	64%	32%	+
00P	NHS HAVINGHAM CCG	FE2219	CHANDWELL HEALTH CENTRE	30	81%	17%	+
00P	NHS HAVINGHAM CCG	FE2220	W COLUER ROW LANE	20	73%	-	-
00P	NHS HAVINGHAM CCG	FE2221	THE NEW MEDICAL CENTRE	123	84%	-	-
00P	NHS HAVINGHAM CCG	FE2222	THE RODWOOD MEDICAL CTR	73	71%	20%	-
00P	NHS HAVINGHAM CCG	FE2228	DE WOOD LANE	45	83%	17%	-
00P	NHS HAVINGHAM CCG	FE2230	UPWADDER MEDICAL CENTRE	145	72%	28%	-
00P	NHS HAVINGHAM CCG	FE2231	ROBIN GREEN MEDICAL CENTRE	45	69%	21%	-
00P	NHS HAVINGHAM CCG	FE2233	5 QUAYVILLE DRIVE	29	78%	-	-
00P	NHS HAVINGHAM CCG	FE2239	PUGH GREEN MEDICAL CENTRE	15	63%	37%	-
00P	NHS HAVINGHAM CCG	FE2245	DAVE LODGE	28	75%	20%	-
00P	NHS HAVINGHAM CCG	FE2252	CHANDWELL HEALTH CENTRE	41	68%	-	+
00P	NHS HAVINGHAM CCG	FE2253	22 ST MARYS LANE	26	82%	-	-
00P	NHS HAVINGHAM CCG	FE2255	THE SURGERY	50	80%	20%	-
00P	NHS HAVINGHAM CCG	FE2257	362 LAMINGTON ROAD NORTH	36	82%	-	-
00P	NHS HAVINGHAM CCG	FE2258	61 BEECH AVENUE	11	55%	-	-
00P	NHS HAVINGHAM CCG	FE2259	24 SUTTONS AVENUE	32	69%	28%	-
00P	NHS HAVINGHAM CCG	FE2260	208 MANARY ROAD	31	71%	29%	-
00P	NHS HAVINGHAM CCG	FE2264	SOUTH HORNCHURCH HEALTH CENTRE	11	71%	19%	+
00P	NHS HAVINGHAM CCG	FE2269	THE SURGERY	21	73%	-	+
00P	NHS HAVINGHAM CCG	FE2274	UPMARTER BRIDGE SURGERY	95	83%	-	+
00P	NHS HAVINGHAM CCG	FE2277	KANUNAM HEALTH CENTRE	61	63%	26%	-
00P	NHS HAVINGHAM CCG	FE2300	15 CHASE CROSS ROAD	64	55%	45%	-
00P	NHS HAVINGHAM CCG	FE2309	THE MODERN MEDICAL CENTRE	32	62%	33%	-
00P	NHS HAVINGHAM CCG	FE2319	THE SURGERY	32	73%	20%	-
00P	NHS HAVINGHAM CCG	FE2341	140 SELETON LANE	24	61%	26%	-
00P	NHS HAVINGHAM CCG	FE2343	75 SUNNYSIDE GARDENS	15	60%	-	+
00P	NHS HAVINGHAM CCG	FE2346	5 DODMAN ROAD	51	85%	18%	-
00P	NHS HAVINGHAM CCG	FE2348	115 STRATFORD ROAD	34	74%	26%	-
00P	NHS HAVINGHAM CCG	FE2349	BENWICK SURGERY	15	59%	32%	-
00P	NHS HAVINGHAM CCG	FE2353	CECIL WATKINS SURGERY	22	64%	30%	-
00P	NHS HAVINGHAM CCG	FE2357	THE SURGERY	13	77%	-	-
00P	NHS HAVINGHAM CCG	FE2363	20 MARSDEN PRACTICE	27	73%	20%	-
00P	NHS HAVINGHAM CCG	FE2366	THE SURGERY	39	69%	21%	-
00P	NHS HAVINGHAM CCG	FE2370	MANOLD HILL HEALTH CENTRE	38	72%	21%	-
00P	NHS HAVINGHAM CCG	FE2371	137 STRAIGHT ROAD	24	63%	23%	-
00P	NHS HAVINGHAM CCG	FE2376	CHAMMAN HEALTH CENTRE	44	84%	-	-
00P	NHS HAVINGHAM CCG	FE2375	THE MEDICAL CENTRE	53	77%	21%	+
00P	NHS HAVINGHAM CCG	FE2386	CHANDWELL HEALTH CENTRE	56	79%	18%	+
00P	NHS HAVINGHAM CCG	FE2746	SOUTH HORNCHURCH CLINIC	28	81%	20%	-
00P	NHS HAVINGHAM CCG	Y00183	DR RUSLAN	30	67%	26%	+
00P	NHS HAVINGHAM CCG	Y00182	THE MARINA SURGERY	45	83%	-	-
00P	NHS HAVINGHAM CCG	Y01098	THE SANDOWN ENT	15	87%	-	-
00P	NHS HAVINGHAM CCG	Y01099	THE ALICE CARBETTS	14	88%	-	-
00P	NHS HAVINGHAM CCG	Y02000	FELC LIBERTY DERMATOLOGY	1	-	-	-
00P	NHS HAVINGHAM CCG	Y02001	THE HAMMISTONE OPTHOAMATOLOGY	11	81%	-	+
00P	NHS HAVINGHAM CCG	Y02023	FELC EUCLE DON	1	-	-	-
00P	NHS HAVINGHAM CCG	Y02071	MANOLD MEDICAL PRACTICE	43	71%	19%	-
00P	NHS HAVINGHAM CCG	Y02082	MANOLD WOOD WALK IN CENTRE	9	78%	-	-
00G	NHS HILLINGDON CCG	EB0001	THE MOUNTYWOOD SURGERY	95	79%	21%	-
00G	NHS HILLINGDON CCG	EB0003	UNIVERSITY SURGERY	72	83%	14%	-
00G	NHS HILLINGDON CCG	EB0004	NEW MEDICAL CENTRE	136	75%	20%	-
00G	NHS HILLINGDON CCG	EB0009	THE CHAGHAM MEDICAL CENTRE	62	84%	-	-
00G	NHS HILLINGDON CCG	EB0005	THE OXFORDSHIRE LODGE PRACTICE	69	91%	-	+
00G	NHS HILLINGDON CCG	EB0007	WATERLOO HEALTH CENTRE	106	72%	20%	-
00G	NHS HILLINGDON CCG	EB0009	THE BEDLAMPT MEDICAL CTR	89	79%	21%	-
00G	NHS HILLINGDON CCG	EB0010	THE ELMARY PRACTICE	148	76%	20%	-
00G	NHS HILLINGDON CCG	EB0011	1 OXFORD DRIVE	79	88%	14%	-
00G	NHS HILLINGDON CCG	EB0012	THE MEDICAL CENTRE	127	84%	14%	-
00G	NHS HILLINGDON CCG	EB0014	THE CEDARS MEDICAL CENTRE	59	83%	15%	+
00G	NHS HILLINGDON CCG	EB0015	1 BRIDGEHEAD HEALTH CENTRE	109	85%	14%	-
00G	NHS HILLINGDON CCG	EB0016	THE FINE MEDICAL CTR	61	84%	16%	-
00G	NHS HILLINGDON CCG	EB0017	37 OLD STATION ROAD	124	85%	15%	-
00G	NHS HILLINGDON CCG	EB0018	TOWNFIELD DOCTORS SURGERY	135	82%	17%	-
00G	NHS HILLINGDON CCG	EB0019	THE WARREN MEDICAL CENTRE	98	81%	16%	-
00G	NHS HILLINGDON CCG	EB0020	12 FLEMING COURT	81	83%	14%	-
00G	NHS HILLINGDON CCG	EB0022	THE ABBOTSDOWN PRACTICE	54	83%	17%	-
00G	NHS HILLINGDON CCG	EB0024	WINDY FIELDS MEDICAL CTR	46	83%	16%	-
00G	NHS HILLINGDON CCG	EB0026	THE PARKVIEW SURGERY	66	85%	14%	-
00G	NHS HILLINGDON CCG	EB0027	OTTENFELD MEDICAL CENTRE	209	83%	24%	-
00G	NHS HILLINGDON CCG	EB0028	1 EASTBURY ROAD	61	84%	15%	+
00G	NHS HILLINGDON CCG	EB0029	THE CEDAR MEDICAL PRACTICE	146	77%	21%	-
00G	NHS HILLINGDON CCG	EB0030	BRIMLEY MEDICAL CENTRE	40	83%	-	-
00G	NHS HILLINGDON CCG	EB0033	CA MARTIN'S MEDICAL CTR	72	85%	15%	-
00G	NHS HILLINGDON CCG	EB0034	CHARGO ROAD SURGERY	39	89%	-	+
00G	NHS HILLINGDON CCG	EB0036	HILLINGDON HEALTH CENTRE	76	87%	12%	-
00G	NHS HILLINGDON CCG	EB0038	ELLENDALE HOUSE SURGERY	80	84%	16%	-
00G	NHS HILLINGDON CCG	EB0041	NORTHWOOD HEALTH CENTRE	55	84%	16%	-
00G	NHS HILLINGDON CCG	EB0043	THE HIGH STREET PRACTICE	114	85%	-	-
00G	NHS HILLINGDON CCG	EB0050	22 LAUNGATE LANE	28	82%	-	-
00G	NHS HILLINGDON CCG	EB0059	287 NORTH VIEW ROAD	57	89%	-	+
00G	NHS HILLINGDON CCG	EB0010	THE WILLOW TREE SURGERY	58	81%	19%	-
00G	NHS HILLINGDON CCG	EB0012	BRANDSWAY HEALTH CENTRE	79	88%	14%	-
00G	NHS HILLINGDON CCG	EB0013	THE FIELDS FREE ROAD	31	88%	14%	-
00G	NHS HILLINGDON CCG	EB0018	CAFFERTY	63	84%	14%	+
00G	NHS HILLINGDON CCG	EB0019	MILLBURY MEDICAL CENTRE	14	89%	-	-
00G	NHS HILLINGDON CCG	EB0020	WEST CROFT MEDICAL CENTRE	80	85%	15%	-
00G	NHS HILLINGDON CCG	EB0022	251 STATION ROAD	17	84%	-	+
00G	NHS HILLINGDON CCG	EB0025	WINCHDA DOCTORS SURGERY	46	90%	-	+
00G	NHS HILLINGDON CCG	EB0026	THE MEDICAL CENTRE	79	84%	16%	-
00G	NHS HILLINGDON CCG	EB0029	21 WALNUT WAY	46	74%	20%	+
00G	NHS HILLINGDON CCG	EB0032	ALPINE MEDICAL CENTRE	85	74%	20%	-
00G	NHS HILLINGDON CCG	EB0035	DR YARVING SURGERY	22	77%	-	-
00G	NHS HILLINGDON CCG	EB0037	HEATHROW MEDICAL CENTRE	40	88%	-	-
00G	NHS HILLINGDON CCG	EB0040	DOUTCOTE CLINIC	40	72%	20%	-
00G	NHS HILLINGDON CCG	Y01012	COMMUNITY DIABETES CLINIC	1	-	-	-
00G	NHS HILLINGDON CCG	Y01013	COMMUNITY DIABETES CLINIC	98	85%	15%	-
00G	NHS HILLINGDON CCG	Y01015	INTERMEDIATE CARE	1	-	-	-
00G	NHS HILLINGDON CCG	Y02271	THE PRACTICE P.C.	1	-	-	-
00G	NHS HILLINGDON CCG	Y02812	WATTS TOWN MEDICAL CTR	215	89%	10%	-
00H	NHS ILKIDON CCG	FE1300	THE GROUP PRACTICE AT RIVER PLACE	113	93%	-	-
00H	NHS ILKIDON CCG	FE1304	ARCHWAY PRIMARY CARE TEAM	68	92%	18%	-
00H	NHS ILKIDON CCG	FE1307	ROMAN WAY MEDICAL CENTRE	44	87%	-	-
00H	NHS ILKIDON CCG	FE1308	GOODHOPE GROUP PRACTICE	141	86%	13%	0.06
00H	NHS ILKIDON CCG	FE1310	ILKIDON CENTRAL MEDICAL CENTRE	206	85%	0.06	-
00H	NHS ILKIDON CCG	FE1312	ILKIDON AVENUE GROUP PRACTICE	94	84%	-	0.11
00H	NHS ILKIDON CCG	FE1313	THE HOLLOWAY MEDICAL CLINIC	7	-	-	-
00H	NHS ILKIDON CCG	FE1315	27 JONES WAY MEDICAL CENTRE	141	87%	11%	+
00H	NHS ILKIDON CCG	FE1321	STICHO STREET GROUP PRACTICE	146	86%	7%	0.08
00H	NHS ILKIDON CCG	FE1327	THE FAMILY PRACTICE	69	87%	-	-
00H	NHS ILKIDON CCG	FE1331	KUNTINGTON MEDICAL PRACTICE	28	64%	29%	-
00H	NHS ILKIDON CCG	FE1332	ST PETER'S STREET MEDICAL CENTRE	18	65%	16%	-
00H	NHS ILKIDON CCG	FE1333	BRINGFELD PRIMARY CARE CENTRE	29	72%	24%	-
00H	NHS ILKIDON CCG	FE1334	NEW NORTH HEALTH CENTRE	16	89%	-	+
00H	NHS ILKIDON CCG	FE1339	THE ROSE GROUP PRACTICE	56	91%	-	-
00H	NHS ILKIDON CCG	FE1340	THE MILLER PRACTICE	122	94%	-	-
00H	NHS ILKIDON CCG	FE1351	DR ROE & PARTNER	54	83%	11%	+
00H	NHS ILKIDON CCG	FE1353	MELBURN MEDICAL CENTRE	91	92%	-	+
00H	NHS ILKIDON CCG	FE1356	MATCHESON ROAD SURGERY	69	87%	8%	-
00H	NHS ILKIDON CCG	FE1360	THE HEALTH TEAM	53	88%	10%	-
00H	NHS ILKIDON CCG	FE1363	BULKE STREET HEALTH CENTRE	128	-	0.07	-
00H	NHS ILKIDON CCG	FE1364	CITY ROAD MEDICAL CENTRE	67	79%	9%	0.12
00H	NHS ILKIDON CCG	FE1364	CLIFFORDS MEDICAL PRACTICE	87	89%	-	+
00H	NHS ILKIDON CCG	FE1360	WEDMORE GARDENS SURGERY	1	-	-	-
00H	NHS ILKIDON CCG	FE1349	SAFTWELL FARM PRACTICE	25	88%	-	+
00H	NHS ILKIDON CCG	FE1352	THE AMWELL PRACTICE	128	89%	-	0.08
00H	NHS ILKIDON CCG	FE1360	HIGHLEY GARDENS HEALTH CENTRE	113	89%	8%	-
00H	NHS ILKIDON CCG	FE1364	THE VILAGE PRACTICE	100	86%	8%	0.06
00H	NHS ILKIDON CCG	FE1366	THE ANDREWS MEDICAL CENTRE	80	79%	19%	-
00H	NHS ILKIDON CCG	FE1371	THE BEDLAMPT PRACTICE	29	83%	-	+
00H	NHS ILKIDON CCG	FE1373	THE MEDICAL CENTRE	56	82%	14%	-
00H	NHS ILKIDON CCG	FE1374	THE TUNNELL PARK SURGERY	32	84%	-	-
00H	NHS ILKIDON CCG	FE1376	PINE STREET MEDICAL PRACTICE	21	90%	-	-
00H	NHS ILKIDON CCG	FE1380	WIGGILL MEDICAL CENTRE	17	85%	-	+
00H	NHS ILKIDON CCG	FE1381	PARTHURPP PRIMARY CARE CENTRE	29	86%	-	-
00H	NHS ILKIDON CCG	FE1386	STROUD GREEN MEDICAL CLINIC	65	85%	11%	-
00H	NHS ILKIDON CCG	Y01056	HANLEY PRIMARY CARE CENTRE	89	91%	9%	-
00H	NHS ILKIDON CCG	Y02044	ANGEL MEDICAL PRACTICE	1	-	-	-
00L	NHS KINGSTON CCG	HE0010	CANBURY MEDICAL CENTRE	96	86%	10%	+
00L	NHS KINGSTON CCG	HE0015	BRUNSWICK SURGERY	79	83%	13%	-
00L	NHS KINGSTON CCG	HE0016	THE GROVE MEDICAL CENTRE	148	89%	8%	-
00L	NHS KINGSTON CCG	HE0020	PARMUS MEDICAL PRACTICE	205	91%	8%	-
00L	NHS KINGSTON CCG	HE0023	WICK SURGERY	88	82%	17%	-
00L	NHS KINGSTON CCG	HE0027	THE CHURCHILL MED CTR	170	89%	10%	+
00L	NHS KINGSTON CCG	HE0030	CENTRAL SURGERY	160	91%	8%	-
00L	NHS KINGSTON CCG	HE0033	ST ALBANS MEDICAL CENTRE	49	92%	-	+
00L	NHS KINGSTON CCG	HE0034	THE OXFORD PRACTICE	80	76%	20%	-

Table 9 : Breastfeeding initiation, by GP Practice, CCG, Area Team 2013/14 - Annual

Source: NHS England
 Crown Copyright © 2014



Code	CCG Name	Code	GP Practice name	Number of mothers	Percentage mothers initiating Breastfeeding	Percentage mothers not initiating Breastfeeding		Percentage mothers with no known status
						Initiating	Not initiating	
08K	NHS KINGSTON CCG	HM4842	HEMANSWORTH CONSERV SURGERY	134	88%	11%	1%	
08K	NHS KINGSTON CCG	HM4849	KEMPPOLE SURGERY	13	88%	+	+	
08K	NHS KINGSTON CCG	HM4850	CHESHAMSTEAD PARK SURGERY	68	87%	10%	+	
08K	NHS KINGSTON CCG	HM4851	ROSLAWN SURGERY	62	92%	+	+	
08K	NHS KINGSTON CCG	HM4853	BRYFOLANDS SURGERY	40	+	+	+	
08K	NHS KINGSTON CCG	HM4854	LA RED LION ROAD	43	93%	+	+	
08K	NHS KINGSTON CCG	HM4858	KNOWLEDGE SURGERY	115	92%	+	+	
08K	NHS KINGSTON CCG	HM4861	KINGTON HEALTH CENTRE	83	+	+	+	
08K	NHS KINGSTON CCG	HM4862	LANGLEY MEDICAL PRACTICE	104	87%	13%	+	
08K	NHS KINGSTON CCG	HM4867	NEW MADRES HEALTH CENTRE	34	71%	+	+	
08K	NHS KINGSTON CCG	HM4869	BRACKENEGALE SURGERY	+	+	+	+	
08K	NHS KINGSTON CCG	HM4878	SUNWAY SURGERY	33	88%	+	+	
08K	NHS KINGSTON CCG	HM4819	CLAREMONT MEDICAL CENTRE	188	99%	4%	+	
08K	NHS KINGSTON CCG	HM4818	THE HAVANE SURGERY	34	92%	+	+	
08K	NHS KINGSTON CCG	HM4835	MANOR DRIVE SURGERY	173	91%	8%	+	
08K	NHS KINGSTON CCG	HM4877	THE MEDICAL LANE	34	77%	+	+	
08K	NHS KINGSTON CCG	HM5005	WEST BARNES SURGERY	63	84%	13%	+	
08K	NHS KINGSTON CCG	Y03179	FUDGE DRIVE SURGERY	95	91%	+	+	
08K	NHS KINGSTON CCG	Y03584	LOBBYWAY HILL GP CLINIC	27	81%	+	+	
08K	NHS KINGSTON CCG	Y03596	KINGSTON WARDEN HILL	202	94%	9%	+	
08K	NHS LAMETHY CCG	GR0002	STREATHAM HIGH PRACTICE	14	88%	+	+	
08K	NHS LAMETHY CCG	GR0010	THE MANOR HEALTH CENTRE	34	88%	+	+	
08K	NHS LAMETHY CCG	GR0011	THE CAPTAIN FAMILY PRACTICE	173	92%	8%	+	
08K	NHS LAMETHY CCG	GR0014	STREATHAM COMMON GRP PRAC	158	92%	8%	+	
08K	NHS LAMETHY CCG	GR0016	WINE HILL GROUP PRACTICE	115	92%	9%	+	
08K	NHS LAMETHY CCG	GR0021	THE SURGERY	61	90%	+	+	
08K	NHS LAMETHY CCG	GR0022	CHOWN DRAZ MEDICAL CENTRE	102	80%	8%	0.05	
08K	NHS LAMETHY CCG	GR0025	BRYXTON HILL GROUP PRAC.	124	87%	8%	0.05	
08K	NHS LAMETHY CCG	GR0028	STOCKWELL GROUP PRACTICE	112	86%	11%	+	
08K	NHS LAMETHY CCG	GR0039	WATTON GREEN GRP PRACTICE	312	91%	7%	0.02	
08K	NHS LAMETHY CCG	GR0043	PLAQUE ROAD SURGERY	77	82%	14%	+	
08K	NHS LAMETHY CCG	GR0044	159 VILLET ROAD	204	+	+	+	
08K	NHS LAMETHY CCG	GR0045	WETHERINGTON GROUP PRACTICE	103	98%	+	+	
08K	NHS LAMETHY CCG	GR0047	LEE HIGHTS HILL	61	88%	+	+	
08K	NHS LAMETHY CCG	GR0053	HUNLEY CLINIC	180	92%	8%	+	
08K	NHS LAMETHY CCG	GR0054	LAMETHY HILL GROUP PRACTICE	80	+	+	+	
08K	NHS LAMETHY CCG	GR0060	DR BARN	+	+	+	+	
08K	NHS LAMETHY CCG	GR0073	WIGGALS MEDICAL CTR	80	89%	10%	+	
08K	NHS LAMETHY CCG	GR0078	MAYATS FRED HEALTH CTR	47	81%	17%	+	
08K	NHS LAMETHY CCG	GR0083	THE SANDHURST ROAD PRAC	126	94%	5%	+	
08K	NHS LAMETHY CCG	GR0086	THE SOUTH LAMETHY HIL PRAC	81	88%	+	+	
08K	NHS LAMETHY CCG	GR0088	WATTON LANE SURGERY	96	84%	14%	+	
08K	NHS LAMETHY CCG	GR0096	THE VALE SURGERY	50	84%	+	+	
08K	NHS LAMETHY CCG	GR0100	THE GRANTHAM CENTRE	46	93%	+	+	
08K	NHS LAMETHY CCG	GR0102	THE SURGERY	29	+	+	+	
08K	NHS LAMETHY CCG	GR0109	THE CAPTAIN PARK GROUP PRACTICE	160	87%	10%	+	
08K	NHS LAMETHY CCG	GR0111	DR DE MARIA ELIZABETH PRACTICE	9	89%	+	+	
08K	NHS LAMETHY CCG	GR0113	NORWOODS SURGERY	42	88%	+	+	
08K	NHS LAMETHY CCG	GR0118	28 STREATHAM PLACE	71	88%	10%	+	
08K	NHS LAMETHY CCG	GR0123	THE SURGERY	97	91%	8%	+	
08K	NHS LAMETHY CCG	GR0127	THE COLDWATERHOUSE LANE	87	92%	8%	+	
08K	NHS LAMETHY CCG	GR0128	THE GEDDINGDON SURGERY	78	91%	+	+	
08K	NHS LAMETHY CCG	GR0130	SUITE 12LS	109	94%	+	+	
08K	NHS LAMETHY CCG	GR0133	THE HILL PRACTICE	189	94%	10%	+	
08K	NHS LAMETHY CCG	GR0135	THE PEASING SURGERY	115	84%	11%	+	
08K	NHS LAMETHY CCG	GR0136	WATTON ROAD HEALTH CENTRE	39	87%	+	0.06	
08K	NHS LAMETHY CCG	GR0137	THE SURGERY	119	91%	7%	+	
08K	NHS LAMETHY CCG	GR0145	PAULSON PRACTICE	+	+	+	+	
08K	NHS LAMETHY CCG	GR0147	THE DEWARDA SURGERY	154	91%	+	+	
08K	NHS LAMETHY CCG	GR0162	STREATHAM HILL GROUP PRAC	93	92%	+	+	
08K	NHS LAMETHY CCG	GR0173	SPRINGFIELD MEDICAL CENTRE	92	90%	7%	+	
08K	NHS LAMETHY CCG	GR0174	GRANTON SQUARE SURGERY	29	91%	+	+	
08K	NHS LAMETHY CCG	GR0177	BAGLEY GARDENS FAMILY PRACTICE	30	80%	+	+	
08K	NHS LAMETHY CCG	GR0182	15 PRESTON ROAD	53	90%	+	+	
08K	NHS LAMETHY CCG	GR0180	RENEE HILL ROAD MED PRAC	96	87%	8%	+	
08K	NHS LAMETHY CCG	GR0190	WATTON MEDICAL PRACTICE	58	82%	8%	+	
08K	NHS LAMETHY CCG	GR0706	THE ROZENDALE SURGERY	34	88%	+	0.06	
08K	NHS LAMETHY CCG	GR0708	THE CAPTAIN MANOR PRTCT CTR	121	88%	+	+	
08K	NHS LAMETHY CCG	GR0724	107TH CAVELL PRACTICE	186	89%	7%	0.04	
08K	NHS LAMETHY CCG	Y03200	THE GRANTHAM CENTRE	99	90%	+	+	
08K	NHS LAMETHY CCG	Y03781	THREE BOROUGHS PRIMARY CARE	+	+	+	+	
08K	NHS LAMETHY CCG	Y03862	BUSBYDE MEDICAL PRACTICE	59	97%	+	+	
08K	NHS LAMETHY CCG	Y03230	180 MEDICAL HEALTH	+	+	+	+	
08K	NHS LAMETHY CCG	Y03063	THE WETHERTON AT PAULSON	65	95%	+	+	
08K	NHS LEWISHAM CCG	GR0003	THE SURGERY	71	91%	+	+	
08K	NHS LEWISHAM CCG	GR0004	FINNEY HEALTH CENTRE	259	90%	7%	0.03	
08K	NHS LEWISHAM CCG	GR0005	ST LEWISHAM GRP PRACTICE	171	91%	+	0.06	
08K	NHS LEWISHAM CCG	GR0008	MORNINGTON SURGERY	49	90%	+	+	
08K	NHS LEWISHAM CCG	GR0010	THE QUEEN ROAD FORM	152	89%	+	+	
08K	NHS LEWISHAM CCG	GR0020	KINGFISHER MEDICAL CENTRE	66	88%	9%	+	
08K	NHS LEWISHAM CCG	GR0023	88 LE HIGH ROAD	124	88%	+	0.05	
08K	NHS LEWISHAM CCG	GR0024	DR PLATTMAN & PARTNERS	242	81%	13%	+	
08K	NHS LEWISHAM CCG	GR0026	CLIFFTON BIRD MEDICAL CTR	64	88%	+	+	
08K	NHS LEWISHAM CCG	GR0027	THE MAIR PRACTICE	71	88%	12%	+	
08K	NHS LEWISHAM CCG	GR0032	THE TONGDON ROAD PRACTICE	147	83%	9%	0.06	
08K	NHS LEWISHAM CCG	GR0035	MORRIS HILL SURGERY	130	81%	10%	0.07	
08K	NHS LEWISHAM CCG	GR0036	BARNING ROAD MEDICAL CTR	78	87%	9%	+	
08K	NHS LEWISHAM CCG	GR0038	ST JOHN'S MEDICAL CENTRE	105	87%	7%	0.05	
08K	NHS LEWISHAM CCG	GR0043	WALTON TEACHING PRACTICE	6	+	+	+	
08K	NHS LEWISHAM CCG	GR0046	32 LEE ROAD	123	88%	8%	+	
08K	NHS LEWISHAM CCG	GR0048	THE BROOKLYN ROAD SURGERY	88	89%	8%	+	
08K	NHS LEWISHAM CCG	GR0049	DR DE KAMERS PRACTICE	+	+	+	+	
08K	NHS LEWISHAM CCG	GR0055	HILLY REIDS MEDICAL CTR	183	92%	5%	+	
08K	NHS LEWISHAM CCG	GR0057	DOWNHAM MEDICAL PRACTICE	86	78%	20%	+	
08K	NHS LEWISHAM CCG	GR0061	HODGKINSON MEDICAL CENTER	84	88%	+	+	
08K	NHS LEWISHAM CCG	GR0063	MOORSIDE CLINIC	38	63%	28%	+	
08K	NHS LEWISHAM CCG	GR0076	NEW CROSS HEALTH CENTRE	62	84%	+	+	
08K	NHS LEWISHAM CCG	GR0081	STEWARTMAN SURGERY	115	78%	16%	+	
08K	NHS LEWISHAM CCG	GR0085	SEVEN MEDICAL CENTRE	117	88%	8%	+	
08K	NHS LEWISHAM CCG	GR0089	PONDER OAK HEALTH CENTRE	136	88%	13%	+	
08K	NHS LEWISHAM CCG	GR0099	139 WILKINSON ROAD	14	89%	+	+	
08K	NHS LEWISHAM CCG	GR0104	32 CHENBROOK ROAD	63	88%	22%	0.1	
08K	NHS LEWISHAM CCG	GR0106	THE SURGERY	86	89%	+	+	
08K	NHS LEWISHAM CCG	GR0134	WELLS PARK SURGERY	190	84%	11%	0.05	
08K	NHS LEWISHAM CCG	GR0135	FRANCOIS GROUP PRACTICE	102	80%	10%	+	
08K	NHS LEWISHAM CCG	GR0141	PARK VIEW SURGERY	63	84%	10%	+	
08K	NHS LEWISHAM CCG	GR0134	THE BULLINGHAM GREEN SURG	92	73%	16%	0.09	
08K	NHS LEWISHAM CCG	GR0153	ROBERT GREEN GROUP PRACTICE	204	88%	8%	0.03	
08K	NHS LEWISHAM CCG	GR0163	GATE HOUSE PRACTICE	+	+	+	+	
08K	NHS LEWISHAM CCG	GR0166	THE VALE MEDICAL CENTRE	160	88%	7%	0.05	
08K	NHS LEWISHAM CCG	GR0168	AMERSHAM VALE TRAINING PRACTICE	126	88%	10%	+	
08K	NHS LEWISHAM CCG	GR0169	DR J VANDERHAUW PRACTICE	22	91%	+	+	
08K	NHS LEWISHAM CCG	GR0170	THE WHITWORTH SURGERY	+	+	+	+	
08K	NHS LEWISHAM CCG	GR0170	38 MARLBOROUGH ROAD	88	87%	+	+	
08K	NHS LEWISHAM CCG	GR0171	ATRYAM SURGERY	43	93%	+	+	
08K	NHS LEWISHAM CCG	GR0173	BOUNDFIELD SURGERY	12	89%	+	+	
08K	NHS LEWISHAM CCG	GR0176	DAVIDSON FAMILY PRACTICE	50	84%	26%	+	
08K	NHS LEWISHAM CCG	GR0177	DAVIDSON HEALTH CENTRE	106	81%	13%	0.06	
08K	NHS LEWISHAM CCG	GR0178	DR DA LAMERY'S PRACTICE	+	+	+	+	
08K	NHS LEWISHAM CCG	GR0172	WOODLANDS HEALTH CENTRE	135	80%	11%	0.09	
08K	NHS LEWISHAM CCG	GR0177	47 HEALTH CENTRE	100	80%	11%	+	
08K	NHS LEWISHAM CCG	GR0170	PERMOCE LEE SURGERY	9	87%	+	+	
08K	NHS LEWISHAM CCG	GR0176	SEYFORTH MEDICAL CENTRE	23	83%	+	+	
08K	NHS LEWISHAM CCG	Y02957	LEWISHAM GP WALK-IN CENTRE NEW CROSS	71	87%	+	+	
08K	NHS NEWHAM CCG	FR4004	MARNEY STREET HEALTH GP	64	81%	16%	+	
08K	NHS NEWHAM CCG	FR4006	SPRINGBOURY ROAD SURGERY	52	90%	+	+	
08K	NHS NEWHAM CCG	FR4009	STANTFORD HILLS SURGERY	59	92%	+	+	
08K	NHS NEWHAM CCG	FR4010	ST BARTHOLOMEW'S SURGERY	46	83%	15%	+	
08K	NHS NEWHAM CCG	FR4014	UPTON LANE MEDICAL CENTRE	27	93%	+	+	
08K	NHS NEWHAM CCG	FR4017	STAN LANE MEDICAL CENTRE	61	92%	+	+	
08K	NHS NEWHAM CCG	FR4022	STANTFORD HEALTH CENTRE	40	90%	+	+	
08K	NHS NEWHAM CCG	FR4032	34 BARNING ROAD	17	88%	+	+	
08K	NHS NEWHAM CCG	FR4047	CUSTOM HOUSE SURGERY	63	87%	10%	+	
08K	NHS NEWHAM CCG	FR4050	RODA MEDICAL CENTRE (GROUND FLOOR)	14	91%	+	+	
08K	NHS NEWHAM CCG	FR4052	ESSEX LODGE	31	81%	+	+	
08K	NHS NEWHAM CCG	FR4053	GREENGATE MEDICAL CENTRE	27	89%	+	+	
08K	NHS NEWHAM CCG	FR4070	27 BURGESS ROAD	21	81%	+	+	
08K	NHS NEWHAM CCG	FR4074	WILKINSON HEALTH CENTRE	88	89%	+	+	
08K	NHS NEWHAM CCG	FR4077	UCARWALE LANE HEALTH CENTRE	27	93%	+	+	
08K	NHS NEWHAM CCG	FR4086	LONG UPTON HEALTH CENTRE	42	83%	14%	+	
08K	NHS NEWHAM CCG	FR4088	112 FLAHERTY ROAD	11	79%	+	+	
08K	NHS NEWHAM CCG	FR4089	348 RAYMOND ROAD	+	+	+	+	
08K	NHS NEWHAM CCG	FR4090	THE PRACTICE BUILD	+	+	+	+	
08K	NHS NEWHAM CCG	FR4091	ST GLAUCIUS AVENUE	24	83%	+	+	
08K	NHS NEWHAM CCG	FR4092	GLIN ROAD MEDICAL CENTRE	42	90%	+	+	
08K	NHS NEWHAM CCG	FR4093	TOLLGATE HEALTH CENTRE	92	89%	9%	+	
08K	NHS NEWHAM CCG	FR4097	CLAREMONT CLINIC	44	87%	+	+	
08K	NHS NEWHAM CCG	FR4111	ABBOT ROAD HEALTH CENTRE	40	93%	+	+	
08K	NHS NEWHAM CCG	FR4121	THE CENTRE	71	92%	8%	+	
08K	NHS NEWHAM CCG	FR4124	COMMUNITY SURGERY	24	90%	+	+	
08K	NHS NEWHAM CCG	FR4011	LONG UPTON HEALTH CENTRE	22	84%	+	+	
08K	NHS NEWHAM CCG	FR4041	BROCKING ROAD MED CENTRE	11	80%	+	+	
08K	NHS NEWHAM CCG	FR4042	SEVEN MEDICAL PRACTICE - DR K SINHA - LA LUU	21	81%	+	+	
08K	NHS NEWHAM CCG	FR4044	RODING PRACTICE	+	+	+	+	
08K	NHS NEWHAM CCG	FR4057	178 CAMBERLAND ROAD	8	88%	+	+	
08K	NHS NEWHAM CCG	FR4058	SANGHAM SURGERY	27	93%	+	+	
08K	NHS NEWHAM CCG	FR4060	J JEFFRON ROAD	+	+	+	+	
08K	NHS NEWHAM CCG	FR4061	NEC CORPORATION STREET	6	100%	+	+	

Table 9 : Breastfeeding initiation, by GP Practice, CCG, Area Team 2013/14 - Annual

Source: NHS England
 Crown Copyright © 2014



Code	CCG Name	Code	GP Practice name	Number of mothers	Percentage breastfeeding	Percentage		Percentage known status
						Initiating	mothers not breastfeeding	
08M	NHS NEWHAM CCG	FR606	THE HAZ MEDICAL CENTRE	18	100%	-	-	-
08M	NHS NEWHAM CCG	FR609	NEWHAM MEDICAL CENTRE	25	98%	-	-	-
08M	NHS NEWHAM CCG	FR670	46 WESTBURY ROAD	21	95%	-	-	-
08M	NHS NEWHAM CCG	FR671	KATHERINE ROAD MED CTR	4	-	-	-	-
08M	NHS NEWHAM CCG	FR672	27 LITTONSTONE ROAD	1	80%	-	-	-
08M	NHS NEWHAM CCG	FR673	12 EDE ROAD	8	100%	-	-	-
08M	NHS NEWHAM CCG	FR677	EAST IND MEDICAL CENTRE	27	90%	-	-	-
08M	NHS NEWHAM CCG	FR679	10 UPPER ROAD	16	75%	-	-	-
08M	NHS NEWHAM CCG	FR681	BALMAAS ST HEALTH CENTRE	29	89%	-	-	-
08M	NHS NEWHAM CCG	FR689	STATIONERS MEDICAL CENTRE	6	-	-	-	-
08M	NHS NEWHAM CCG	FR690	DMC HEALTHCARE 1	10	80%	-	-	-
08M	NHS NEWHAM CCG	FR696	LEIGH LUTHER HEALTH CENTRE	11	100%	-	-	-
08M	NHS NEWHAM CCG	FR697	ST LURES HEALTH CENTRE - FSU	1	-	-	-	-
08M	NHS NEWHAM CCG	FR698	68 PRINCE REGENT LANE	17	80%	-	-	-
08M	NHS NEWHAM CCG	FR699	EAST HAM MEDICAL CENTRE	16	81%	-	-	-
08M	NHS NEWHAM CCG	FR699	ROYAL DOCK MEDICAL CTR	31	94%	-	-	-
08M	NHS NEWHAM CCG	FR699	WOODSGRANGE MED PRACTICE	75	89%	9%	-	-
08M	NHS NEWHAM CCG	FR699	17 STOFORD ROAD	9	100%	-	-	-
08M	NHS NEWHAM CCG	FR699	THE SURGERY	20	80%	-	-	-
08M	NHS NEWHAM CCG	FR699	THE SURGERY	36	90%	-	-	-
08M	NHS NEWHAM CCG	FR699	32 SLOOTE ROAD	62	80%	-	-	-
08M	NHS NEWHAM CCG	FR699	THE AARAD PRACTICE	43	91%	-	-	-
08M	NHS NEWHAM CCG	FR699	762 CANNON ROAD	10	100%	-	-	-
08M	NHS NEWHAM CCG	FR699	243 HIGH STREET NORTH	18	100%	-	-	-
08M	NHS NEWHAM CCG	FR699	THE CENTRAL MANOR PARK	34	91%	-	-	-
08M	NHS NEWHAM CCG	FR699	279 KATHERINE ROAD	11	81%	-	-	-
08M	NHS NEWHAM CCG	FR699	THE GABRIEL MEDICAL PRACTICE	9	100%	-	-	-
08M	NHS NEWHAM CCG	FR699	CARPENTERS COMMUNITY CTR	33	88%	-	-	-
08M	NHS NEWHAM CCG	Y0225	LEICANCE LANE TRANSITION TEAM	10	80%	-	-	-
08M	NHS NEWHAM CCG	Y0263	DMC	28	80%	-	-	-
08M	NHS NEWHAM CCG	Y0268	THE PRACTICE ALBERT ROAD	62	100%	-	-	-
08M	NHS NEWHAM CCG	Y0273	LIBERTY BRIDGE ROAD PRACTICE	4	-	-	-	-
08N	NHS REDBRIDGE CCG	FR607	THE FOREST EDGE PRACTICE	90	72%	21%	0.07	-
08N	NHS REDBRIDGE CCG	FR608	ALIVE LUTHERBET GARDENS	49	43%	-	0.47	-
08N	NHS REDBRIDGE CCG	FR609	THE PALMS MEDICAL CENTRE	61	80%	-	0.13	-
08N	NHS REDBRIDGE CCG	FR610	WILKINS CROSS MED CTR	17	87%	14%	0.4	-
08N	NHS REDBRIDGE CCG	FR612	RYDAL	32	50%	-	0.44	-
08N	NHS REDBRIDGE CCG	FR613	THE BROADWAY SURGERY	21	80%	-	0.57	-
08N	NHS REDBRIDGE CCG	FR620	3 QUEENLANDS AVENUE	31	30%	-	0.81	-
08N	NHS REDBRIDGE CCG	FR622	LYONS MEDICAL CENTRE	170	89%	8%	-	-
08N	NHS REDBRIDGE CCG	FR623	THE EVERGREEN PRACTICE	35	40%	-	0.57	-
08N	NHS REDBRIDGE CCG	FR625	ORA THE MEDICAL CENTRE	119	85%	12%	-	-
08N	NHS REDBRIDGE CCG	FR628	72 CHOWELL HEALTHCARE	146	85%	14%	-	-
08N	NHS REDBRIDGE CCG	FR632	MANSTAD PLACE SURGERY	33	27%	-	0.61	-
08N	NHS REDBRIDGE CCG	FR634	500 GREEN LANE	69	94%	-	-	-
08N	NHS REDBRIDGE CCG	FR642	10 BALFOUR ROAD	72	92%	-	-	-
08N	NHS REDBRIDGE CCG	FR657	THE WILLOW PRACTICE	16	90%	-	10%	-
08N	NHS REDBRIDGE CCG	FR660	NEWBURY PARK HEALTH CENTRE	127	87%	9%	-	-
08N	NHS REDBRIDGE CCG	FR664	THE GABRIEL PRACTICE	21	40%	-	0.57	-
08N	NHS REDBRIDGE CCG	FR666	SOUTHERN SURGERY	38	32%	-	0.81	-
08N	NHS REDBRIDGE CCG	FR668	THE LONDON PRACTICE	4	-	-	0.5	-
08N	NHS REDBRIDGE CCG	FR681	THE CAMDEN ROAD	26	46%	-	-	-
08N	NHS REDBRIDGE CCG	FR682	16/17A LIFORD LANE	46	79%	17%	-	-
08N	NHS REDBRIDGE CCG	FR683	107 EASTERN AVENUE	18	80%	-	0.56	-
08N	NHS REDBRIDGE CCG	FR685	14 NEW NORTH ROAD	10	80%	-	-	-
08N	NHS REDBRIDGE CCG	FR687	4 EASTWOOD ROAD	103	80%	10%	-	-
08N	NHS REDBRIDGE CCG	FR689	REDBRIDGE ICT LOCUM PRAC 1	4	-	-	-	-
08N	NHS REDBRIDGE CCG	FR692	THE SURGERY	4	-	-	-	-
08N	NHS REDBRIDGE CCG	FR694	100 LONGWOOD GARDENS	14	-	-	0.57	-
08N	NHS REDBRIDGE CCG	FR695	WING GARDEN HOSPITAL	31	94%	-	-	-
08N	NHS REDBRIDGE CCG	FR697	SEVEN KINGS HEALTH CENTRE	42	90%	-	-	-
08N	NHS REDBRIDGE CCG	FR699	THE SUBURBIES	38	81%	12%	0.37	-
08N	NHS REDBRIDGE CCG	FR699	19 CASTLETON ROAD	17	77%	10%	0.11	-
08N	NHS REDBRIDGE CCG	FR699	40 THE DRIVE	40	40%	15%	0.45	-
08N	NHS REDBRIDGE CCG	FR699	42 COMPTON AVENUE	34	82%	-	-	-
08N	NHS REDBRIDGE CCG	FR699	TORN ROAD SURGERY	106	81%	10%	0.08	-
08N	NHS REDBRIDGE CCG	FR699	THE BRIDGE PRACTICE	11	-	-	0.55	-
08N	NHS REDBRIDGE CCG	FR699	2 BODING LANE NORTH	8	-	-	-	-
08N	NHS REDBRIDGE CCG	FR699	STENDALP SURGERY	4	-	-	-	-
08N	NHS REDBRIDGE CCG	FR699	CLAYHALL CLINIC	18	50%	-	0.39	-
08N	NHS REDBRIDGE CCG	FR699	28 LYONS LANE	69	91%	-	0.44	-
08N	NHS REDBRIDGE CCG	FR699	NIS CHAMBERSON ROAD	16	-	-	-	-
08N	NHS REDBRIDGE CCG	FR699	19 CLEMENTS SURGERY	53	91%	-	-	-
08N	NHS REDBRIDGE CCG	FR699	39 WINDHAMERE GARDENS	14	40%	-	-	-
08N	NHS REDBRIDGE CCG	FR699	THULLS SURGERY	10	80%	-	-	-
08N	NHS REDBRIDGE CCG	FR699	THE ACE OF DIAMOND PRACTICE	27	-	-	0.22	-
08N	NHS REDBRIDGE CCG	FR699	THE JOHN TILFORD PRACTICE	12	-	-	-	-
08N	NHS REDBRIDGE CCG	FR699	16 ALDERBURY ROAD	116	88%	12%	-	-
08N	NHS REDBRIDGE CCG	Y0000	THE DOCTORS HOUSE	117	88%	12%	-	-
08N	NHS REDBRIDGE CCG	Y0000	300-302 CHOWELL HEALTH	117	88%	12%	-	-
08N	NHS REDBRIDGE CCG	Y0061	LONDON ACCESS SERVICE	26	89%	-	-	-
08N	NHS REDBRIDGE CCG	Y0068	16 LAMARQUE ROAD	75	87%	10%	-	-
08N	NHS REDBRIDGE CCG	Y0267	THE PRACTICE LONDON	108	82%	15%	0.04	-
08P	NHS RICHMOND CCG	HR602	THE PALM ROAD SURGERY	178	95%	2%	-	-
08P	NHS RICHMOND CCG	HR602	36 PADDOCK AVENUE	107	91%	-	-	-
08P	NHS RICHMOND CCG	HR600	WELLS LANE HEALTH CENTRE	110	95%	-	-	-
08P	NHS RICHMOND CCG	HR607	THE ACORN GROUP PRACTICE	107	94%	-	-	-
08P	NHS RICHMOND CCG	HR611	LEIGH (LEIGH AND CHAFFIELD)	4	-	-	-	-
08P	NHS RICHMOND CCG	HR612	LEIGH (LEIGH AND CHAFFIELD)	113	96%	-	-	-
08P	NHS RICHMOND CCG	HR614	17 PARADISE ROAD	26	100%	-	-	-
08P	NHS RICHMOND CCG	HR617	STANDISH HOUSE SURGERY	144	94%	-	8%	-
08P	NHS RICHMOND CCG	HR618	71 BROAD LANE	44	88%	-	-	-
08P	NHS RICHMOND CCG	HR620	LEIGH HOUSE	127	87%	8%	-	-
08P	NHS RICHMOND CCG	HR631	LEIGH SURGERY	64	89%	11%	-	-
08P	NHS RICHMOND CCG	HR632	STURTON SHAPTON WOODS	103	98%	-	-	-
08P	NHS RICHMOND CCG	HR638	2000 DEEP LANE & MED CTR	107	98%	6%	-	-
08P	NHS RICHMOND CCG	HR640	HAMPTON MEDICAL CENTRE	164	88%	11%	-	-
08P	NHS RICHMOND CCG	HR641	15 THE VINELAND	55	90%	-	-	-
08P	NHS RICHMOND CCG	HR643	NORTH ROAD SURGERY	61	93%	-	-	-
08P	NHS RICHMOND CCG	HR644	18	17%	-	-	-	-
08P	NHS RICHMOND CCG	HR648	TRICKENHAM PARK SURGERY	69	97%	-	-	-
08P	NHS RICHMOND CCG	HR650	WELLS LANE HEALTH CENTRE	122	95%	-	-	-
08P	NHS RICHMOND CCG	HR657	825 STAINES ROAD	32	94%	-	-	-
08P	NHS RICHMOND CCG	HR659	THAMESIDE MEDICAL PRAC	36	90%	-	-	-
08P	NHS RICHMOND CCG	HR660	RICHMOND LOCK SURGERY	131	98%	-	-	-
08P	NHS RICHMOND CCG	HR608	RICHMOND CENTRAL MED CTR	14	80%	-	-	-
08P	NHS RICHMOND CCG	HR611	EDMUND ROAD	14	70%	-	-	-
08P	NHS RICHMOND CCG	HR613	PENNYCROFT PRACTICE	126	88%	11%	-	-
08P	NHS RICHMOND CCG	HR625	WINTON HEALTH CENTRE	52	98%	-	-	-
08P	NHS RICHMOND CCG	HR630	CRANE PARK SURGERY	45	82%	18%	-	-
08P	NHS RICHMOND CCG	HR632	22 COTTINGHAM	41	92%	-	-	-
08P	NHS RICHMOND CCG	HR633	QUEENS MEDICAL CENTRE	42	98%	-	-	-
08P	NHS RICHMOND CCG	HR639	NEW MEDICAL PRACTICE	47	94%	-	-	-
08P	NHS RICHMOND CCG	Y0206	LEIGH ROAD SURGERY	73	95%	-	-	-
08Q	NHS SOUTHWARK CCG	GR600	THE FOREST HILL GPP PRACT	176	90%	7%	0.04	-
08Q	NHS SOUTHWARK CCG	GR606	ACORN SURGERY	212	80%	17%	0.04	-
08Q	NHS SOUTHWARK CCG	GR607	28 A LAMARQUE PRACTICE	91	87%	-	-	-
08Q	NHS SOUTHWARK CCG	GR609	NORTH AUST	9	80%	-	-	-
08Q	NHS SOUTHWARK CCG	GR612	WIDEHURST MEDICAL CENTRE	288	87%	9%	0.05	-
08Q	NHS SOUTHWARK CCG	GR613	THE CAMBERWELL GREEN GPP	140	89%	11%	-	-
08Q	NHS SOUTHWARK CCG	GR619	TRAFALGAR SURGERY	60	87%	13%	-	-
08Q	NHS SOUTHWARK CCG	GR620	WINDMILL ROAD GROUP PRACT	102	87%	11%	-	-
08Q	NHS SOUTHWARK CCG	GR630	PARADE MEDICAL CENTRE	98	79%	17%	-	-
08Q	NHS SOUTHWARK CCG	GR631	QUAKER MEDICAL CTR	108	92%	-	-	-
08Q	NHS SOUTHWARK CCG	GR634	PRINCESS STREET GP PRACT.	126	91%	6%	-	-
08Q	NHS SOUTHWARK CCG	GR635	THE FOREST HILL GPP PRACT	176	90%	7%	-	-
08Q	NHS SOUTHWARK CCG	GR642	17 GLEYS SURGERY	74	81%	18%	-	-
08Q	NHS SOUTHWARK CCG	GR650	108 JOHN LODGE	80	80%	-	-	-
08Q	NHS SOUTHWARK CCG	GR651	ELM LODGE SURGERY	59	90%	-	-	-
08Q	NHS SOUTHWARK CCG	GR652	THE SURGERY	126	85%	12%	-	-
08Q	NHS SOUTHWARK CCG	GR662	10 MARSDON WAY	36	83%	-	-	-
08Q	NHS SOUTHWARK CCG	GR684	38 PERDUE STREET	70	87%	11%	-	-
08Q	NHS SOUTHWARK CCG	GR687	AT MEDICAL	73	93%	-	-	-
08Q	NHS SOUTHWARK CCG	GR691	THE SURGERY	85	97%	-	-	-
08Q	NHS SOUTHWARK CCG	GR694	THE SURGERY	212	91%	7%	-	-
08Q	NHS SOUTHWARK CCG	GR695	MANDER PLACE SURGERY	121	93%	-	-	-
08Q	NHS SOUTHWARK CCG	GR697	THE GRANDS ROAD PRACTICE	83	89%	-	-	-
08Q	NHS SOUTHWARK CCG	GR698	BORDOUGH MEDICAL CENTRE	23	98%	-	-	-
08Q	NHS SOUTHWARK CCG	GR699	THE HAMBURG CLINIC	10	84%	19%	-	-
08Q	NHS SOUTHWARK CCG	GR619	STERNWALL LANE SURGERY	106	79%	18%	0.06	-
08Q	NHS SOUTHWARK CCG	GR625	PARK MEDICAL CENTRE	66	88%	11%	-	-
08Q	NHS SOUTHWARK CCG	GR632	MEDICLINIC GROUP MED PRAC	113	89%	11%	-	-
08Q	NHS SOUTHWARK CCG	GR634	LUTHER HEALTH CENTRE	110	87%	11%	-	-
08Q	NHS SOUTHWARK CCG	GR638	THE ACORN GROUP PRACT	207	88%	11%	-	-
08Q	NHS SOUTHWARK CCG	GR623	REMANOING SP4 MEDICAL PRACTICE	148	88%	8%	0.04	-
08Q	NHS SOUTHWARK CCG	GR642	THE WALA STREET MED CTR	89	88%	7%	-	-
08Q	NHS SOUTHWARK CCG	GR642	BLACKHAVENS MEDICAL CTR	15	94%	-	-	-
08Q	NHS SOUTHWARK CCG	GR644	THE SURGERY	126	92%	6%	-	-
08Q	NHS SOUTHWARK CCG	GR651	THE QUINCH MEDICAL CTR	294	94%	-	0.03	-
08Q	NHS SOUTHWARK CCG	GR661	THE LONDON LANE SURGERY	17	97%	-	-	-
08Q	NHS SOUTHWARK CCG	GR665	THE NUNHAMS SURGERY	135	90%	6%	-	-
08Q	NHS SOUTHWARK CCG	GR662	SURREY DOCKS HEALTH CTR	153	84%	14%	-	-
08Q	NHS SOUTHWARK CCG	GR696	NEW HILL STREET SURGERY	34	89%	-	-	-
08Q	NHS SOUTHWARK CCG	GR697	EAST OULVER PARK CTR CTR	27	85%	-	-	-
08Q	NHS SOUTHWARK CCG	GR699	THE ANCONIA HEALTH CTR	49	82%	18%	-	-
08Q	NHS SOUTHWARK CCG	GR699	LUTHER PRIMARY CARE CTR Hurley Group	64	88%	11%	-	-
08Q	NHS SOUTHWARK CCG	GR699	36 ALICEY PRACTICE	4	-	-	-	-
08Q	NHS SOUTHWARK CCG	GR699	361 EAST STREET	88	88%	9%	-	-
08Q	NHS SOUTHWARK CCG	GR699	LUTHER PRIMARY CARE CTR	128	84%	11%	0	

Table 9 : Breastfeeding initiation, by GP Practice, CCG, Area Team 2013/14 - Annual

Source: NHS England
Crown Copyright © 2014



Code	CCG Name	Code	GP Practice name	Number of mothers	Percentage mothers initiating breastfeeding	Percentage mothers not initiating		Percentage mothers with no known status
						Initiating	Not initiating	
08Q	NHS SOUTHAM CCG	GP1705	St Julia Surgery	1	0%	+	+	
08Q	NHS SOUTHAM CCG	GP1735	LOCLAN DR JONES	1	+	-	-	
08Q	NHS SOUTHAM CCG	Y0084	BROOKHAY MEDICAL CENTRE	11	81%	+	+	
08Q	NHS SOUTHAM CCG	Y0202	DERMATOLOGY CLINIC ALLSBUURY PARTNERSHIP	13	82%	-	-	
08Q	NHS SOUTHAM CCG	Y0393	OPTICAL WARD - SOUTHAM	1	+	-	-	
08R	NHS MERTON CCG	H0056	CANNON HILL LANE MED PRAC	87	87%	13%	-	
08R	NHS MERTON CCG	H0020	THE CHURCH LANE PRACTICE	198	94%	3%	+	
08R	NHS MERTON CCG	H0024	THE METRON MEDICAL CTR	116	89%	11%	-	
08R	NHS MERTON CCG	H0026	FRANCIS GROVE SURGERY	178	98%	1%	+	
08R	NHS MERTON CCG	H0027	WIMBORLTON VILLAGE SURGERY	76	96%	+	+	
08R	NHS MERTON CCG	H0028	51 PRINCES ROAD	100	96%	+	+	
08R	NHS MERTON CCG	H0029	MEDWAY MEDICAL CENTRE	187	87%	10%	+	
08R	NHS MERTON CCG	H0033	TAMWORTH HOUSE MED CTR	112	89%	20%	-	
08R	NHS MERTON CCG	H0034	PIPPY ROAD SURGERY	7	88%	-	-	
08R	NHS MERTON CCG	H0035	THE RONVAL SURGERY	116	94%	+	+	
08R	NHS MERTON CCG	H0037	MORTON HILL MEDICAL CTR	188	89%	11%	+	
08R	NHS MERTON CCG	H0038	CRICKET GREEN MEDICAL CENTRE	100	83%	16%	+	
08R	NHS MERTON CCG	H0051	LAMBERT ROAD MEDICAL PRACTICE	209	89%	8%	+	
08R	NHS MERTON CCG	H0070	CENTRAL MEDICAL CENTRE	129	88%	12%	-	
08R	NHS MERTON CCG	H0072	JAMES CROGHAN MED CTR	61	95%	1%	+	
08R	NHS MERTON CCG	H0076	STONECOT SURGERY	82	88%	11%	-	
08R	NHS MERTON CCG	H0078	42 GRAHAM ROAD	40	95%	-	-	
08R	NHS MERTON CCG	H0080	WIGGILL LAMARSH SURGERY	118	87%	11%	+	
08R	NHS MERTON CCG	H0082	RIVERHOUSE SURGERY	90	93%	7%	+	
08R	NHS MERTON CCG	H0100	GRAND DRIVE SURGERY	136	87%	7%	+	
08R	NHS MERTON CCG	H0110	KAVENSBURY PARK MEDICAL CENTRE	61	82%	18%	-	
08R	NHS MERTON CCG	H0112	27 UNWYTH HILL ROAD	60	95%	-	-	
08R	NHS MERTON CCG	H0134	12-17 ARREY PARADE	121	95%	+	+	
08R	NHS MERTON CCG	H0149	COLLIER ROAD MEDICAL CENTRE	166	89%	8%	+	
08R	NHS MERTON CCG	H0156	ALEXANDRA SURGERY	64	94%	-	-	
08R	NHS MERTON CCG	Y02568	GP JSD HEALTH CENTRE	1	100%	+	+	
08R	NHS MERTON CCG	Y0124	SPR LORRA CLINIC (MERTON)	+	+	+	+	
08T	NHS SUTTON CCG	H0018	48 MULLINGWAT ROAD	125	91%	9%	-	
08T	NHS SUTTON CCG	H0019	THE CLY - CENTRE	35	87%	13%	-	
08T	NHS SUTTON CCG	H0021	THE CHESSER SURGERY	81	79%	20%	-	
08T	NHS SUTTON CCG	H0022	WERN ROAD SURGERY	40	89%	+	+	
08T	NHS SUTTON CCG	H0023	WINDSFORD ROAD PRACTICE	60	73%	26%	-	
08T	NHS SUTTON CCG	H0025	THE WYTHE GREEN SURGERY	200	84%	16%	+	
08T	NHS SUTTON CCG	H0030	OLD COURT HOUSE SURGERY	100	86%	14%	-	
08T	NHS SUTTON CCG	H0031	14 BERNILL AVENUE	133	88%	12%	-	
08T	NHS SUTTON CCG	H0032	11 CHORVEL ROAD	30	100%	-	-	
08T	NHS SUTTON CCG	H0033	36 CARGATION ROAD	55	85%	13%	+	
08T	NHS SUTTON CCG	H0034	THE CLY - CENTRE	47	81%	+	+	
08T	NHS SUTTON CCG	H0063	DR CAUL BERNALL & PYS	37	86%	-	-	
08T	NHS SUTTON CCG	H0086	WANDAL VALLEY HEALTH CTR	33	87%	13%	-	
08T	NHS SUTTON CCG	H0095	THE HEALTH CENTRE	159	88%	14%	-	
08T	NHS SUTTON CCG	H0100	138 LINDSON ROAD	50	89%	13%	-	
08T	NHS SUTTON CCG	H0105	THE KNOLL	125	87%	13%	-	
08T	NHS SUTTON CCG	H0106	10 BRACKEN RIDGE	1	+	-	-	
08T	NHS SUTTON CCG	H0113	MAUDON ROAD SURGERY	39	95%	-	-	
08T	NHS SUTTON CCG	H0115	WINDFORD HEALTH CENTRE	119	86%	18%	+	
08T	NHS SUTTON CCG	H0116	MANOR PRACTICE	41	71%	+	+	
08T	NHS SUTTON CCG	H0118	6 WELL COURT	18	84%	-	-	
08T	NHS SUTTON CCG	H0123	WALLINGTON FAMILY PRACTICE	123	84%	16%	-	
08T	NHS SUTTON CCG	H0162	MECHES SURGERY	50	96%	-	-	
08T	NHS SUTTON CCG	H0165	12 MAULDON DRIVE	23	89%	-	-	
08T	NHS SUTTON CCG	H0174	REDINGTON MEDICAL CENTRE	82	88%	-	-	
08T	NHS SUTTON CCG	H0183	FACEON HOUSE	162	89%	20%	+	
08T	NHS SUTTON CCG	H0186	THE GROVE ROAD SURGERY	130	89%	11%	+	
08T	NHS SUTTON CCG	H0193	GREEN WYTHE SURGERY	163	89%	20%	+	
08W	NHS TOWER HAMLETS CCG	FR012	ALBION HEALTH CENTRE	65	86%	-	0.09	
08W	NHS TOWER HAMLETS CCG	FR016	MEDICAL MEDICAL PRACTICE	61	84%	-	0.15	
08W	NHS TOWER HAMLETS CCG	FR025	12 NEWBY PLACE	30	89%	-	0.2	
08W	NHS TOWER HAMLETS CCG	FR030	ROTHOM STREET CLINIC	16	84%	-	-	
08W	NHS TOWER HAMLETS CCG	FR031	LABURN STREET PRACTICE	65	88%	+	+	
08W	NHS TOWER HAMLETS CCG	FR034	ST STEPHENS HEALTH CENTRE	74	73%	15%	0.12	
08W	NHS TOWER HAMLETS CCG	FR035	WITCHAMON HEALTH	46	87%	+	+	
08W	NHS TOWER HAMLETS CCG	FR044	HARLEY GROVE MEDICAL CTR	36	83%	+	+	
08W	NHS TOWER HAMLETS CCG	FR046	5 BRAYFORD SQUARE	18	87%	+	+	
08W	NHS TOWER HAMLETS CCG	FR051	MEDICAL CENTRE	14	83%	+	+	
08W	NHS TOWER HAMLETS CCG	FR054	BELL STREET HEALTH CENTRE	39	89%	-	0.11	
08W	NHS TOWER HAMLETS CCG	FR055	11 AVANDEE HOUSE	13	77%	+	+	
08W	NHS TOWER HAMLETS CCG	FR062	THE CRISP STREET HTS CTR	68	72%	-	0.2	
08W	NHS TOWER HAMLETS CCG	FR079	THE SHAPING HEALTH CENTRE	83%	81%	-	0.12	
08W	NHS TOWER HAMLETS CCG	FR081	8 OLD MONTAGUE STREET	64	83%	11%	0.13	
08W	NHS TOWER HAMLETS CCG	FR083	ATHOLAN GREEN HEALTH CTR	56	73%	-	0.11	
08W	NHS TOWER HAMLETS CCG	FR087	HARPOD HEALTH CENTRE	50	88%	+	+	
08W	NHS TOWER HAMLETS CCG	FR014	TOWER MEDICAL CENTRE	47	77%	-	0.15	
08W	NHS TOWER HAMLETS CCG	FR018	5 S MARCHANT STREET	26	88%	+	0.11	
08W	NHS TOWER HAMLETS CCG	FR022	10 PLACE SURGERY	32	88%	-	0.15	
08W	NHS TOWER HAMLETS CCG	FR023	THE GLOBE TOWN SURGERY	50	82%	+	+	
08W	NHS TOWER HAMLETS CCG	FR047	THE GRAND MEDICAL CENTRE	24	89%	+	+	
08W	NHS TOWER HAMLETS CCG	FR056	DOCKLANDS MEDICAL CENTRE	38	82%	+	+	
08W	NHS TOWER HAMLETS CCG	FR076	THE STRIDGLEY WALK HTS CTR	29	76%	+	+	
08W	NHS TOWER HAMLETS CCG	FR082	EAST ONE HEALTH	21	76%	+	+	
08W	NHS TOWER HAMLETS CCG	FR086	FREDERICK PRACTICE	41	74%	-	0.14	
08W	NHS TOWER HAMLETS CCG	FR089	ARMSTRONG PRACTICE	39	79%	-	0.18	
08W	NHS TOWER HAMLETS CCG	FR092	NEWBY PLACE HEALTH & WELL BEING CENTRE	70	79%	-	0.12	
08W	NHS TOWER HAMLETS CCG	FR070	GLAND HEALTH	75	84%	-	0.12	
08W	NHS TOWER HAMLETS CCG	FR074	MEBBES HEALTH CC NETWORK	61	79%	-	0.15	
08W	NHS TOWER HAMLETS CCG	FR078	BATHURST MEDICAL CENTRE	45	82%	+	+	
08W	NHS TOWER HAMLETS CCG	FR071	ST KATHERINE'S LOCK PRACTICE	11	81%	-	-	
08W	NHS TOWER HAMLETS CCG	FR072	BEAUFORT ROW HEALTH CTR	1	+	-	-	
08W	NHS TOWER HAMLETS CCG	FR073	HEALTH ES	+	+	+	+	
08W	NHS TOWER HAMLETS CCG	FR047	BARBASTON PRACTICE	123	88%	-	0.1	
08W	NHS TOWER HAMLETS CCG	Y0012	COLLARD ROW SURGERY	20	88%	-	-	
08W	NHS TOWER HAMLETS CCG	Y0033	ALBION HEALTH CENTRE	58	86%	10%	+	
08W	NHS TOWER HAMLETS CCG	Y0086	BARBASTON WALL-IN CTR	+	+	+	+	
08W	NHS WALTHAM FOREST CCG	FR001	THE FIEL	46	61%	-	0.39	
08W	NHS WALTHAM FOREST CCG	FR004	THE HEALTH CENTRE	13	39%	-	0.53	
08W	NHS WALTHAM FOREST CCG	FR005	PENNY'S SURGERY	49	43%	14%	0.43	
08W	NHS WALTHAM FOREST CCG	FR006	50 LA BRIDGE ROAD	82	64%	18%	0.56	
08W	NHS WALTHAM FOREST CCG	FR011	THE MANOR PRACTICE	69	63%	-	0.12	
08W	NHS WALTHAM FOREST CCG	FR016	ELLSBOURNE	34	39%	0.56	-	
08W	NHS WALTHAM FOREST CCG	FR026	FOREST SURGERY	43	37%	14%	0.49	
08W	NHS WALTHAM FOREST CCG	FR029	DOCKLAND MEDICAL CENTRE	+	+	+	+	
08W	NHS WALTHAM FOREST CCG	FR030	46 QUEENS ROAD	32	34%	-	0.53	
08W	NHS WALTHAM FOREST CCG	FR036	THE ALBION MEDICAL CENTRE	88	37%	10%	0.53	
08W	NHS WALTHAM FOREST CCG	FR038	SMA MEDICAL PRACTICE	12	33%	12%	0.56	
08W	NHS WALTHAM FOREST CCG	FR039	LOCLAN FOR ANTERION PRACTICE	+	+	+	+	
08W	NHS WALTHAM FOREST CCG	FR044	CONQUEST ROAD MEDICAL CTR	54	80%	+	15%	
08W	NHS WALTHAM FOREST CCG	FR045	287 HIGH ROAD	18	78%	+	+	
08W	NHS WALTHAM FOREST CCG	FR049	CHAMBER ROAD MEDICAL CENTRE	21	48%	0.33	-	
08W	NHS WALTHAM FOREST CCG	FR058	ST JAMES'S HEALTH CENTRE	121	58%	8%	0.38	
08W	NHS WALTHAM FOREST CCG	FR062	SHOWN SURGERY	52	47%	-	0.47	
08W	NHS WALTHAM FOREST CCG	FR073	380 EIDER ROAD	23	39%	-	0.52	
08W	NHS WALTHAM FOREST CCG	FR074	27TON HEALTHCARE	105	38%	14%	+	
08W	NHS WALTHAM FOREST CCG	FR078	THE RIDGEWAY SURGERY	30	40%	-	0.47	
08W	NHS WALTHAM FOREST CCG	FR086	WOOD STREET HEALTH CENTRE	39	33%	15%	0.51	
08W	NHS WALTHAM FOREST CCG	FR088	THE LINDSAY SURGERY	+	+	+	+	
08W	NHS WALTHAM FOREST CCG	FR002	FOREST ROAD LOCAL PRACTICE	+	+	+	+	
08W	NHS WALTHAM FOREST CCG	FR007	KIDDERLEY ROAD MEDICAL CTR	100	54%	8%	0.39	
08W	NHS WALTHAM FOREST CCG	FR016	THE CROOKHURCH SURGERY	20	88%	+	+	
08W	NHS WALTHAM FOREST CCG	FR021	STEVENS MEDICAL CENTRE	34	29%	-	0.67	
08W	NHS WALTHAM FOREST CCG	FR025	LANGTHORNE HEALTH CENTRE	76	62%	14%	+	
08W	NHS WALTHAM FOREST CCG	FR026	FOREST ROAD MEDICAL CTR	30	29%	-	0.5	
08W	NHS WALTHAM FOREST CCG	FR027	CHORLHILL MEDICAL CENTRE	59	41%	15%	0.44	
08W	NHS WALTHAM FOREST CCG	FR038	MEDICAL FACILITY	10	28%	-	0.12	
08W	NHS WALTHAM FOREST CCG	FR039	THATCHED HOUSE MED CTR	50	50%	+	+	
08W	NHS WALTHAM FOREST CCG	FR044	ME COMMUNITY & FHS LTD	74	32%	11%	0.57	
08W	NHS WALTHAM FOREST CCG	FR045	LAMB TREE SURGERY	95	89%	-	+	
08W	NHS WALTHAM FOREST CCG	FR064	LARKHALL MEDICAL CENTRE	39	58%	10%	0.36	
08W	NHS WALTHAM FOREST CCG	FR066	151 HARROW ROAD	37	88%	-	-	
08W	NHS WALTHAM FOREST CCG	FR069	256 JESS HEDMAN HILL ROAD	25	52%	10%	0.4	
08W	NHS WALTHAM FOREST CCG	FR080	273 BOUNDARY ROAD	99	61%	-	-	
08W	NHS WALTHAM FOREST CCG	FR089	307 DE BERNALL STREET	10	+	+	+	
08W	NHS WALTHAM FOREST CCG	FR090	FRANCIS ROAD MEDICAL CTR	89	88%	-	15%	
08W	NHS WALTHAM FOREST CCG	FR100	KINGSHED MEDICAL PRACT	13	88%	+	+	
08W	NHS WALTHAM FOREST CCG	FR101	LANGTHORNE HEALTH CENTRE	41	89%	-	+	
08W	NHS WALTHAM FOREST CCG	FR108	CLAREMONT MEDICAL CENTRE	25	41%	-	0.55	
08W	NHS WALTHAM FOREST CCG	FR112	HAMPTON MEDICAL CENTRE	17	28%	-	0.47	
08W	NHS WALTHAM FOREST CCG	Y0002	HEALING ROAD MEDICAL CTR	25	72%	-	0.24	
08W	NHS WALTHAM FOREST CCG	Y0019	THE MEDICAL OFFICE PRACTICE	+	+	+	+	
08W	NHS WALTHAM FOREST CCG	Y0021	CHINGFORD MEDICAL PRACTICE	36	33%	-	0.53	
08W	NHS WALTHAM FOREST CCG	Y0030	LAMB TREE & LINDSEY HEALTHCARE LTD	25	40%	-	0.44	
08W	NHS WALTHAM FOREST CCG	Y0040	COMMUNITY SPEC UROLOGY SERVICE	+	+	+	+	
08W	NHS WALTHAM FOREST CCG	Y0050	DRIFT PRACTICE	140	58%	-	8%	
08W	NHS WALTHAM FOREST CCG	Y0043	135 STANCOLOGY SERVICE	+	+	+	+	
08W	NHS WANDSWORTH CCG	H0001	16-22 GRAFTY LANE	226	93%	8%	+	
08W	NHS WANDSWORTH CCG	H0002	THE FALCON ROAD MED CTR	105	83%	14%	+	
08W	NHS WANDSWORTH CCG	H0003	QUEENTOWN ROAD MED PRACT	125	96%	10%	-	
08W	NHS WANDSWORTH CCG	H0005	TIMMOT MEDICAL CENTRE	139	89%	+	+	
08W	NHS WANDSWORTH CCG	H0006	MAYFIELD SURGERY	78	86%	10%	+	
08W	NHS WANDSWORTH CCG	H0007	SOUTHFIELD GROUP PRAC	284	98%	-	-	
08W	NHS WANDSWORTH CCG	H0008	333 ROCHFORD LANE	60	96%	10%	-	
08W	NHS WANDSWORTH CCG	H0009	BAUNAN HEALTH CENTRE	182	92%	7%	+	
08W	NHS WANDSWORTH CCG	H0011	16 EASTWOOD STREET	127	94%	+	+	
08W	NHS WANDSWORTH CCG	H0012	177 NEWHEAD GROUP MEDICAL PRACTICE	326	94%	8%	+	

Table 9 : Breastfeeding initiation, by GP Practice, CCG, Area Team 2013/14 - Annual

Source: NHS England
Crown Copyright © 2014



England				Number of mothers	Percentage mothers initiating breastfeeding	Percentage mothers not initiating		Percentage mothers with no known status
Code	CCG Name	Code	GP Practice name			Not initiating	Mothers with no known status	
08K	NHS WANDSWORTH CCG	HE0370	WATTEFIELD HOUSE	17	89%	11%	-	-
08K	NHS WANDSWORTH CCG	HE0341	EARLFIELD SURGERY	246	94%	6%	0.05 *	-
08K	NHS WANDSWORTH CCG	HE0346	BRIDGE LANE GROUP PRACT	235	91%	9%	0.09 *	-
08K	NHS WANDSWORTH CCG	HE0347	CHATELAIN MEDICAL CENTRE	130	89%	11%	0.1 *	-
08K	NHS WANDSWORTH CCG	HE0348	BRICKLASH ROAD HEALTH CENTRE	297	90%	10%	0.06 *	-
08K	NHS WANDSWORTH CCG	HE0349	BATTERSEA RESE GROUP PRACT	122	93%	7%	0.05 *	-
08K	NHS WANDSWORTH CCG	HE0352	LA MATHAM LANE	55	93%	7%	-	-
08K	NHS WANDSWORTH CCG	HE0354	45 LE SLIC BUAHAM HILL	7	100%	-	-	-
08K	NHS WANDSWORTH CCG	HE0357	ELBOROUGH STREET SURGERY	111	97%	3%	-	-
08K	NHS WANDSWORTH CCG	HE0361	25 LIVER KICHMOND ROAD	180	98%	2%	-	-
08K	NHS WANDSWORTH CCG	HE0365	THE ALTON PRACTICE	44	89%	11%	0.16 *	-
08K	NHS WANDSWORTH CCG	HE0366	BAUHAM PARK SURGERY	189	89%	11%	0.03 *	-
08K	NHS WANDSWORTH CCG	HE0367	85 DANBURY AVENUE	95	89%	11%	0.2	-
08K	NHS WANDSWORTH CCG	HE0369	LAURENCE HILL GROUP PRACT	160	90%	10%	0.06 *	-
08K	NHS WANDSWORTH CCG	HE0375	THE SURGERY	34	97%	3%	-	-
08K	NHS WANDSWORTH CCG	HE0377	THE SURGERY	89	94%	6%	-	-
08K	NHS WANDSWORTH CCG	HE0382	TRIANGLE SURGERY	53	92%	8%	-	-
08K	NHS WANDSWORTH CCG	HE0387	47 BODLANDERS ROAD	98	96%	4%	-	-
08K	NHS WANDSWORTH CCG	HE0388	LAVENDER HILL SURGERY	21	78%	22%	-	-
08K	NHS WANDSWORTH CCG	HE0390	7 PAULS COTTAGE SURGERY	83	93%	7%	0.07 *	-
08K	NHS WANDSWORTH CCG	HE0394	WYTHEMERE MEDICAL CENTRE	1	-	-	-	-
08K	NHS WANDSWORTH CCG	HE0311	BATTERSEA FIELDS PRACTICE	121	93%	7%	0.07 *	-
08K	NHS WANDSWORTH CCG	HE0314	THURSDAY ROAD PRACTICE	162	93%	7%	0.06 *	-
08K	NHS WANDSWORTH CCG	HE0337	BAUHAM HEALTH CENTRE	17	84%	16%	-	-
08K	NHS WANDSWORTH CCG	HE0340	BRICK LANE ROAD HEALTH CTR	25	92%	8%	-	-
08K	NHS WANDSWORTH CCG	HE0346	THE WANDLE VALLEY SURGERY	7	100%	-	-	-
08K	NHS WANDSWORTH CCG	HE0350	76 DANVILLE ROAD	1	-	-	-	-
08K	NHS WANDSWORTH CCG	HE0359	ST JOHNS	54	93%	7%	-	-
08K	NHS WANDSWORTH CCG	HE0364	TODDING BEE SURGERY	30	100%	-	-	-
08K	NHS WANDSWORTH CCG	HE0366	HEATHCROFT ROAD SURGERY	186	94%	6%	0.05 *	-
08K	NHS WANDSWORTH CCG	HE0362	TUDOR LODGE HEALTH CENTRE	101	89%	11%	-	-
08K	NHS WANDSWORTH CCG	HE0395	THE PRACTICE FULBROOKHAM	49	90%	10%	-	-
08K	NHS WANDSWORTH CCG	W0387	WANDSWORTH COMMUNITY DERMATOLOGY SERV	1	-	-	0.1 *	-
08K	NHS WANDSWORTH CCG	W0332	CHATELAIN SURGERY	127	89%	11%	-	-
08K	NHS WANDSWORTH CCG	W0423	GRANTON MEDICAL PARTNERS 235 UPPER TODDING	518	99%	1%	0.02	-
08K	NHS WANDSWORTH CCG	W0354	HEATH STREET CLINIC	9	98%	2%	-	-
08K	NHS WANDSWORTH CCG	W0246	THE JUNCTION HTH CENTRE	63	97%	3%	-	-
08K	NHS WANDSWORTH CCG	W0455	SEA WANDSWORTH	7	100%	-	-	-
08K	NHS WEST LONDON (JAC & QPH) CCG	EE0303	NORTH KENSINGTON MEDICAL CENTRE	42	86%	14%	-	-
08K	NHS WEST LONDON (JAC & QPH) CCG	EE0304	THE HICKLEY SURGERY	96	93%	7%	0.07 *	-
08K	NHS WEST LONDON (JAC & QPH) CCG	EE0307	24 WESTBURN LANE	68	99%	1%	-	-
08K	NHS WEST LONDON (JAC & QPH) CCG	EE0309	THE GARDEN MEDICAL PRACTICE	36	89%	11%	-	-
08K	NHS WEST LONDON (JAC & QPH) CCG	EE0313	2 STANHOPE MEDICAL WEST	68	93%	7%	-	-
08K	NHS WEST LONDON (JAC & QPH) CCG	EE0316	21 HOLLAND PARK	63	97%	3%	-	-
08K	NHS WEST LONDON (JAC & QPH) CCG	EE0321	323 BURNHAM ROAD	36	73%	27%	0.22 *	-
08K	NHS WEST LONDON (JAC & QPH) CCG	EE0324	12-14 GOSWORTH ROAD	59	89%	11%	0.1 *	-
08K	NHS WEST LONDON (JAC & QPH) CCG	EE0326	MEADOWSIDE GARDEN MEDICAL CTR	37	75%	25%	-	-
08K	NHS WEST LONDON (JAC & QPH) CCG	EE0329	PORTLAND ROAD PRACTICE	85	90%	10%	-	-
08K	NHS WEST LONDON (JAC & QPH) CCG	EE0336	THE LION CLINIC	84	84%	16%	0.16 *	-
08K	NHS WEST LONDON (JAC & QPH) CCG	EE0343	THE SURGERY	47	94%	6%	-	-
08K	NHS WEST LONDON (JAC & QPH) CCG	EE0347	DE LA CLINIC	50	90%	10%	-	-
08K	NHS WEST LONDON (JAC & QPH) CCG	EE0348	8 ROSEMARY LANE	21	99%	1%	-	-
08K	NHS WEST LONDON (JAC & QPH) CCG	EE0350	8 RADCLIFF MEDICAL PRACTICE	36	79%	21%	-	-
08K	NHS WEST LONDON (JAC & QPH) CCG	EE0351	12 SANDWAY CRESCENT	27	98%	2%	-	-
08K	NHS WEST LONDON (JAC & QPH) CCG	EE0357	QUEEN PARK HEALTH CENTRE	29	79%	21%	0.21 *	-
08K	NHS WEST LONDON (JAC & QPH) CCG	EE0361	THE SURGERY	106	90%	10%	-	-
08K	NHS WEST LONDON (JAC & QPH) CCG	EE0363	Royal Road Medical Centre	82	99%	1%	0.1 *	-
08K	NHS WEST LONDON (JAC & QPH) CCG	EE0365	THE WESTING HILL MEDICAL CTR	38	100%	-	-	-
08K	NHS WEST LONDON (JAC & QPH) CCG	EE0367	CONVILLE HEALTH CENTRE	41	99%	1%	-	-
08K	NHS WEST LONDON (JAC & QPH) CCG	EE0371	31 HARLEIGH STREET	1	-	-	-	-
08K	NHS WEST LONDON (JAC & QPH) CCG	EE0376	MOUNT HOUSE SURGERY	20	80%	20%	-	-
08K	NHS WEST LONDON (JAC & QPH) CCG	EE0377	HARRISON ROAD HEALTH CTR	66	82%	18%	0.15 *	-
08K	NHS WEST LONDON (JAC & QPH) CCG	EE0349	2 SCARSDALE HILLS	12	80%	20%	-	-
08K	NHS WEST LONDON (JAC & QPH) CCG	EE0365	THE CELSIA PRACTICE	10	100%	-	-	-
08K	NHS WEST LONDON (JAC & QPH) CCG	EE0370	WEST TWO HEALTH	31	97%	3%	-	-
08K	NHS WEST LONDON (JAC & QPH) CCG	EE0362	THE BRYANTON SURGERY	89	84%	16%	0.15 *	-
08K	NHS WEST LONDON (JAC & QPH) CCG	EE0369	THE COLLINS HEALTHCTR	28	89%	11%	-	-
08K	NHS WEST LONDON (JAC & QPH) CCG	EE0372	THE BANGORON HEALTH CTR	56	89%	11%	-	-
08K	NHS WEST LONDON (JAC & QPH) CCG	EE0370	2 FARMERS PLACE	8	100%	-	-	-
08K	NHS WEST LONDON (JAC & QPH) CCG	EE0375	5 SLOANE AVENUE	22	99%	1%	-	-
08K	NHS WEST LONDON (JAC & QPH) CCG	EE0376	THE LEBANON MEDICAL CTR	58	89%	11%	0.2 *	-
08K	NHS WEST LONDON (JAC & QPH) CCG	EE0375	SCARSDALE MEDICAL CENTRE	45	90%	10%	-	-
08K	NHS WEST LONDON (JAC & QPH) CCG	EE0378	17 SHIREY STREET	20	100%	-	-	-
08K	NHS WEST LONDON (JAC & QPH) CCG	EE0379	KENSINGTON PARK MEDICAL CTR	40	99%	1%	-	-
08K	NHS WEST LONDON (JAC & QPH) CCG	EE0372	LAKELAND GATE MEDICAL CENTRE	20	80%	20%	-	-
08K	NHS WEST LONDON (JAC & QPH) CCG	EE0373	THE NEW FLOUR PRACTICE	79	91%	9%	0.08 *	-
08K	NHS WEST LONDON (JAC & QPH) CCG	EE0377	16 SHARP ROAD	16	89%	11%	-	-
08K	NHS WEST LONDON (JAC & QPH) CCG	EE0378	THE SURGERY	17	79%	21%	-	-
08K	NHS WEST LONDON (JAC & QPH) CCG	EE0373	THE LONDON SURGERY	50	89%	11%	0.2 *	-
08K	NHS WEST LONDON (JAC & QPH) CCG	EE0370	QUEEN PARK HEALTH CENTRE	15	73%	27%	-	-
08K	NHS WEST LONDON (JAC & QPH) CCG	EE0378	KNIGHTSBRIDGE MEDICAL CTR	42	89%	11%	-	-
08K	NHS WEST LONDON (JAC & QPH) CCG	EE0372	THE LEBANON MEDICAL CTR	29	73%	27%	0.21 *	-
08K	NHS WEST LONDON (JAC & QPH) CCG	EE0376	BROMPTON MEDICAL CENTRE	8	80%	20%	-	-
08K	NHS WEST LONDON (JAC & QPH) CCG	EE0370	255 OLD BROMPTON ROAD	12	100%	-	-	-
08K	NHS WEST LONDON (JAC & QPH) CCG	EE0371	21 HARRISON ROAD	26	89%	11%	-	-
08K	NHS WEST LONDON (JAC & QPH) CCG	EE0370	QUEEN PARK HEALTH CENTRE	22	77%	23%	-	-
08K	NHS WEST LONDON (JAC & QPH) CCG	EE0372	100 HANGING ROAD	28	89%	11%	-	-
08K	NHS WEST LONDON (JAC & QPH) CCG	W00200	PORTOBELLO MEDICAL CENTRE	14	80%	20%	-	-
08K	NHS WEST LONDON (JAC & QPH) CCG	W00207	ST QUENTIN HEALTH CENTRE	19	89%	11%	-	-
08K	NHS WEST LONDON (JAC & QPH) CCG	W00211	AT MEDICS	109	87%	13%	0.12 *	-
08K	NHS WEST LONDON (JAC & QPH) CCG	W00242	100P PENNY STOPS HEALTH CENTRE	15	89%	11%	-	-
08K	NHS WEST LONDON (JAC & QPH) CCG	W02995	ST CHARLES LEE PRACTICE	1	-	-	-	-
08K	NHS CENTRAL LONDON (INVESTMENT) CCG	EE0302	VICTORIA MEDICAL CENTRE	116	97%	3%	-	-
08K	NHS CENTRAL LONDON (INVESTMENT) CCG	EE0305	THE BELLEVUE SURGERY	36	92%	8%	-	-
08K	NHS CENTRAL LONDON (INVESTMENT) CCG	EE0306	THE LITTLE VENICE MEDICAL CENTRE	46	89%	11%	-	-
08K	NHS CENTRAL LONDON (INVESTMENT) CCG	EE0308	PADDINGTON GREEN HEALTH CTR	88	84%	16%	0.15 *	-
08K	NHS CENTRAL LONDON (INVESTMENT) CCG	EE0310	MARLBOROUGH HEALTH CENTRE	60	89%	11%	0.1 *	-
08K	NHS CENTRAL LONDON (INVESTMENT) CCG	EE0311	LONDON GARDEN HEALTH CTR	96	88%	12%	0.13 *	-
08K	NHS CENTRAL LONDON (INVESTMENT) CCG	EE0314	THE WESTMINSTER CENTRE	45	89%	11%	0.14 *	-
08K	NHS CENTRAL LONDON (INVESTMENT) CCG	EE0317	NORTH WEST LONDON MEDICAL CTR	13	80%	20%	-	-
08K	NHS CENTRAL LONDON (INVESTMENT) CCG	EE0314	MAJORAN MEDICAL CENTRE	50	99%	1%	-	-
08K	NHS CENTRAL LONDON (INVESTMENT) CCG	EE0317	41 CORNALIGHT SQUARE	43	99%	1%	-	-
08K	NHS CENTRAL LONDON (INVESTMENT) CCG	EE0314	CLAYTON GARDEN MEDICAL CTR	15	89%	11%	-	-
08K	NHS CENTRAL LONDON (INVESTMENT) CCG	EE0346	THE BANGORON SURGERY	113	92%	8%	0.06 *	-
08K	NHS CENTRAL LONDON (INVESTMENT) CCG	EE0352	CHROMPTON MEDICAL CENTRE	51	82%	18%	-	-
08K	NHS CENTRAL LONDON (INVESTMENT) CCG	EE0356	STONEMAN MEDICAL CENTRE	11	82%	18%	-	-
08K	NHS CENTRAL LONDON (INVESTMENT) CCG	EE0369	SCHOOL CTR FOR HTH & CARE	14	79%	21%	-	-
08K	NHS CENTRAL LONDON (INVESTMENT) CCG	EE0370	THE CHAMBERS ST SURGERY	27	89%	11%	-	-
08K	NHS CENTRAL LONDON (INVESTMENT) CCG	EE0369	ST JOHN'S WOOD MEDICAL PRACT	109	87%	13%	0.06	0.06
08K	NHS CENTRAL LONDON (INVESTMENT) CCG	EE0349	THE GARDEN MEDICAL CTR	1	-	-	-	-
08K	NHS CENTRAL LONDON (INVESTMENT) CCG	EE0363	108 LAKEMAN ROAD	24	99%	1%	-	-
08K	NHS CENTRAL LONDON (INVESTMENT) CCG	EE0377	BARCLAYS COLLEGE HEALTH CTR	9	80%	20%	-	-
08K	NHS CENTRAL LONDON (INVESTMENT) CCG	EE0381	THE NEWTON MEDICAL CENTRE	58	99%	1%	-	-
08K	NHS CENTRAL LONDON (INVESTMENT) CCG	EE0384	THE LONDON MEDICAL SURGERY	1	-	-	-	-
08K	NHS CENTRAL LONDON (INVESTMENT) CCG	EE0374	SCHOOL SQUARE GENERAL PRACT	29	83%	17%	-	-
08K	NHS CENTRAL LONDON (INVESTMENT) CCG	EE0377	111 HARLEY STREET	1	-	-	-	-
08K	NHS CENTRAL LONDON (INVESTMENT) CCG	EE0377	MARYLEBONE HEALTH CENTRE	76	92%	8%	-	-
08K	NHS CENTRAL LONDON (INVESTMENT) CCG	EE0379	MILLBURN MEDICAL CENTRE	73	90%	10%	0.1 *	-
08K	NHS CENTRAL LONDON (INVESTMENT) CCG	EE0380	DR HENRY'S SURGERY	1	-	-	-	-
08K	NHS CENTRAL LONDON (INVESTMENT) CCG	EE0381	THE MEDICAL CENTRE	36	89%	11%	-	-
08K	NHS CENTRAL LONDON (INVESTMENT) CCG	EE0385	CLAYTON GARDEN HEALTH CENTRE	61	89%	11%	-	-
08K	NHS CENTRAL LONDON (INVESTMENT) CCG	EE0373	DR V MULLER'S PRACTICE	57	91%	9%	-	-
08K	NHS CENTRAL LONDON (INVESTMENT) CCG	EE0384	MILLBURN MEDICAL CENTRE	53	89%	11%	0.11 *	-
08K	NHS CENTRAL LONDON (INVESTMENT) CCG	EE0376	THE LAKEMAN MEDICAL CENTRE	43	84%	16%	0.16 *	-
08K	NHS CENTRAL LONDON (INVESTMENT) CCG	EE0377	DR HENRY'S PRACTICE	1	-	-	-	-
08K	NHS CENTRAL LONDON (INVESTMENT) CCG	EE0376	KINGS COLLEGE HEALTH CTR	1	-	-	-	-
08K	NHS CENTRAL LONDON (INVESTMENT) CCG	EE0377	100A CHARLES STREET	1	-	-	-	-
08K	NHS CENTRAL LONDON (INVESTMENT) CCG	EE0375	SCHOOL SQUARE IN CENTRE (JAC)	1	-	-	-	-
08K	NHS CENTRAL LONDON (INVESTMENT) CCG	W00262	THE WESTMINSTER GREEN SURGERY	50	88%	12%	0.14 *	-
08K	NHS CENTRAL LONDON (INVESTMENT) CCG	W00268	DR M CHAMBERS PRACTICE	5	80%	20%	-	-

Table 10 : Prevalence of breastfeeding at 6 to 8 weeks, 2013/14 Q1, by CCG and Area Team

Source: NHS England
Crown Copyright © 2014

				No. of infants due a 6-8 week check (1)		Infants totally or partially breastfed (2)		95% confidence interval		Infants totally breastfed (2)		Infants partially breastfed (2)		Infants not at all breastfed (2)		Infants whose breastfeeding status was not known (3)			
Code	Name	Code	Area Team	No.	%	No.	%	interval	No.	%	No.	%	No.	%	No.	%	No.	%	ONS Code
Q00	England			152,216		69,643			47,553		22,090		68,525				14,048		
Q44	Cheshire, Warrington And Wirral Area Team			3,224		1,216	37.7%	36.1% - 39.4%	941	29.2%	275	8.5%	1,900	58.9%	108	3.3%			
Q45	Durham, Darlington And Tees Area Team			3,333		899	27.0%	25.5% - 28.5%	672	20.2%	227	6.8%	2,414	72.4%	20	0.6%			
Q46	Greater Manchester Area Team			8,258		3,020			2,156		864		4,285		953				
Q47	Lancashire Area Team			4,096		1,338			940		398		2,210		548	13.4%			
Q48	Merseyside Area Team			3,091		810			591		219		2,180		101				
Q49	Cumbria, Northumberland, Tyne And Wear Area Team			4,931		1,649			1,280		369		3,015		267	5.4%			
Q50	North Yorkshire And Humber Area Team			3,915		1,339			996		343		2,268		308				
Q51	South Yorkshire And Bassetlaw Area Team			3,495		1,350			1,027		323		1,858		287				
Q52	West Yorkshire Area Team			7,408		3,366	45.4%	44.3% - 46.6%	2,261	30.5%	1,105	14.9%	3,866	52.2%	176	2.4%			
Q53	Arden, Herefordshire And Worcestershire Area Team			3,917		1,726			1,267		459		2,111		80				
Q54	Birmingham And The Black Country Area Team			7,734		3,081			1,808		1,282		3,608		1,035				
Q55	Derbyshire And Nottinghamshire Area Team			4,552		1,892			1,377		515		2,623		37				
Q56	East Anglia Area Team			5,201		2,402			1,744		658		2,474		325				
Q57	Essex Area Team			4,835		2,156	44.6%	43.2% - 46.0%	1,509	31.2%	647	13.4%	2,569	53.1%	110	2.3%			
Q58	Hertfordshire And The South Midlands Area Team			8,687		3,704			2,481		1,223		3,572		1,411	16.2%			
Q59	Leicestershire And Lincolnshire Area Team			4,802		2,123	44.2%	42.8% - 45.6%	1,532	31.9%	591	12.3%	2,538	52.9%	141	2.9%			
Q60	Shropshire And Staffordshire Area Team			4,114		1,467			1,054		413		2,363		284	6.9%			
Q64	Bath, Gloucestershire, Swindon And Wiltshire Area Team			3,789		1,924			1,446		478		1,705		160				
Q65	Bristol, North Somerset, Somerset And South Gloucestershire Area Team			4,083		2,110	51.7%	50.1% - 53.2%	1,571	38.5%	539	13.2%	1,935	47.4%	38	0.9%			
Q66	Devon, Cornwall And Isles Of Scilly Area Team			3,293		1,383			1,041		342		1,594		316				
Q67	Kent And Medway Area Team			4,784		1,734			1,229		505		2,226		824				
Q68	Surrey And Sussex Area Team			9,255		5,508			4,322		1,186		3,180		567	6.1%			
Q69	Thames Valley Area Team			6,359		3,071			2,087		984		2,150		1,138	17.9%			
Q70	Wessex Area Team			7,456		3,605	48.4%	47.2% - 49.5%	2,662	35.7%	943	12.6%	3,693	49.5%	158	2.1%			
Q71	London Area Team			27,604		16,760			9,558		7,202		6,188		4,656				
01C	NHS Eastern Cheshire CCG	Q44	Cheshire, Warrington And Wirral Area Team	505		263	52.1%	47.7% - 56.4%	200	39.6%	63	12.5%	236	46.7%	6	1.2%	E38000056		
01R	NHS South Cheshire CCG	Q44	Cheshire, Warrington And Wirral Area Team	395		145			104		41		238		12		E38000151		
02D	NHS Vale Royal CCG	Q44	Cheshire, Warrington And Wirral Area Team	283		88	31.1%	26.0% - 36.7%	71	25.1%	17	6.0%	192	67.8%	3	1.1%	E38000189		
02E	NHS Warrington CCG	Q44	Cheshire, Warrington And Wirral Area Team	594		217	36.5%	32.8% - 40.5%	174	29.3%	43	7.2%	347	59.6%	23	3.9%	E38000194		
02F	NHS West Cheshire CCG	Q44	Cheshire, Warrington And Wirral Area Team	645		234			193		41		347		64	9.9%	E38000196		
12F	NHS Wirral CCG	Q44	Cheshire, Warrington And Wirral Area Team	802		269			199		70		533		0		E38000208		
00C	NHS Darlington CCG	Q45	Durham, Darlington And Tees Area Team	292		100	34.2%	29.0% - 39.9%	73	25.0%	27	9.2%	191	65.4%	1	0.3%	E38000042		
00D	NHS Durham Dales, Easington And Sedgfield CCG	Q45	Durham, Darlington And Tees Area Team	763		194	25.4%	22.5% - 28.6%	138	18.1%	56	7.3%	569	74.6%	0	0.0%	E38000047		
00K	NHS Hartlepool and Stockton-On-Tees CCG	Q45	Durham, Darlington And Tees Area Team	847		210	24.8%	22.0% - 27.8%	162	19.1%	48	5.7%	630	74.4%	7	0.8%	E38000075		
00J	NHS North Durham CCG	Q45	Durham, Darlington And Tees Area Team	617		206	33.4%	29.8% - 37.2%	155	25.1%	51	8.3%	410	66.5%	1	0.2%	E38000116		
00M	NHS South Tees CCG	Q45	Durham, Darlington And Tees Area Team	814		189	23.2%	20.4% - 26.2%	144	17.7%	45	5.5%	614	75.4%	11	1.4%	E38000162		
00T	NHS Bolton CCG	Q46	Greater Manchester Area Team	923		387	41.9%	38.8% - 45.1%	295	32.0%	92	10.0%	536	58.1%	0	0.0%	E38000016		
00V	NHS Bury CCG	Q46	Greater Manchester Area Team	601		225	37.4%	33.7% - 41.4%	172	28.6%	53	8.8%	376	62.6%	0	0.0%	E38000024		
00W	NHS Central Manchester CCG	Q46	Greater Manchester Area Team	663		206			111		95		127		3	48.8%	E38000032		
01D	NHS Heywood, Middleton and Rochdale CCG	Q46	Greater Manchester Area Team	757		361	47.7%	44.2% - 51.2%	278	36.7%	83	11.0%	395	52.2%	1	0.1%	E38000080		
01M	NHS North Manchester CCG	Q46	Greater Manchester Area Team	682		220			120		100		230		232	34.0%	E38000123		
00Y	NHS Oldham CCG	Q46	Greater Manchester Area Team	835		315	37.7%	34.5% - 41.1%	182	21.8%	133	15.9%	520	62.3%	0	0.0%	E38000135		
01G	NHS Salford CCG	Q46	Greater Manchester Area Team	832		329	39.5%	36.3% - 42.9%	264	31.7%	65	7.8%	483	58.1%	20	2.4%	E38000143		
01N	NHS South Manchester CCG	Q46	Greater Manchester Area Team	486		119			82		37		122		245		E38000158		
01W	NHS Stockport CCG	Q46	Greater Manchester Area Team	832		385	46.3%	42.9% - 49.7%	323	38.8%	62	7.5%	440	52.9%	7	0.8%	E38000174		
01Y	NHS Tameside and Glossop CCG	Q46	Greater Manchester Area Team	815		234			173		61		464		117	14.4%	E38000182		
02A	NHS Trafford CCG	Q46	Greater Manchester Area Team	7		2			2		0		5		0		E38000187		
02H	NHS Wigan Borough CCG	Q46	Greater Manchester Area Team	825		237	28.7%	25.7% - 31.9%	154	18.7%	83	10.1%	587	71.2%	1	0.1%	E38000205		
00Q	NHS Blackburn With Darwen CCG	Q47	Lancashire Area Team	540		199			134		65		276		74	13.6%	E38000114		
00R	NHS Blackpool CCG	Q47	Lancashire Area Team	409		118			80		38		249		42	10.3%	E38000015		
00X	NHS Chorley and South Ribble CCG	Q47	Lancashire Area Team	470		171	36.4%	32.2% - 40.8%	119	25.3%	52	11.1%	277	58.9%	22	4.7%	E38000034		
01A	NHS East Lancashire CCG	Q47	Lancashire Area Team	1,135		335			250		85		515		285	25.1%	E38000050		
02M	NHS Fylde & Wyre CCG	Q47	Lancashire Area Team	305		89			69		20		169		47		E38000060		
01E	NHS Greater Preston CCG	Q47	Lancashire Area Team	585		201			129		72		349		35	6.0%	E38000065		
01K	NHS Lancashire North CCG	Q47	Lancashire Area Team	375		142			107		35		203		30		E38000093		
02G	NHS West Lancashire CCG	Q47	Lancashire Area Team	268		83	31.0%	25.7% - 36.7%	52	19.4%	31	11.6%	172	64.2%	13	4.9%	E38000200		
01F	NHS Halton CCG	Q48	Merseyside Area Team	356		88	24.7%	20.5% - 29.5%	72	20.2%	16	4.5%	266	74.7%	2	0.6%	E38000068		
01J	NHS Knowsley CCG	Q48	Merseyside Area Team	437		96	22.0%	18.3% - 26.1%	76	17.4%	20	4.6%	327	74.8%	14	3.2%	E38000091		
99A	NHS Liverpool CCG	Q48	Merseyside Area Team	1,254		373			244		129		783		58		E38000101		
01T	NHS South Sefton CCG	Q48	Merseyside Area Team	409		82	20.0%	16.5% - 24.2%	60	14.7%	22	5.4%	320	78.2%	7	1.7%	E38000161		
01V	NHS Southport and Formby CCG	Q48	Merseyside Area Team	264		90	34.1%	28.6% - 40.0%	79	29.9%	11	4.2%	165	62.5%	9	3.4%	E38000170		
01X	NHS St Helens CCG	Q48	Merseyside Area Team	411		81			60		21		319		11		E38000172		
01H	NHS Cumbria CCG	Q49	Cumbria, Northumberland, Tyne And Wear Area Team	1,230		354			292		62		633		243	19.8%	E38000041		
00F	NHS Gateshead CCG	Q49	Cumbria, Northumberland, Tyne And Wear Area Team	515		191	37.1%	33.0% - 41.3%	162	31.5%	29	5.6%	3						

Table 10 : Prevalence of breastfeeding at 6 to 8 weeks, 2013/14 Q1, by CCG and Area Team

Source: NHS England
Crown Copyright © 2014



				No. of infants due a 6-8 week check (1)		Infants totally or partially breastfed (2)		95% confidence interval		Infants totally breastfed (2)		Infants partially breastfed (2)		Infants not at all breastfed (2)		Infants whose breastfeeding status was not known (3)		
Code	Name	Code	Area Team	No.	No.	%		interval	No.	%	No.	%	No.	%	No.	%	No.	ONS Code
02N	NHS Airedale, Wharfedale and Craven CCG	052	West Yorkshire Area Team	398	149				103		46		185		64		16.1%	E38000001
02W	NHS Bradford City CCG	052	West Yorkshire Area Team	486	206	42.4%	38.1% - 46.8%		119	24.5%	87	17.9%	264	54.3%	16	3.3%	E38000018	
02R	NHS Bradford Districts CCG	052	West Yorkshire Area Team	1,181	420				306		114		682		29			E38000019
02T	NHS Calderdale CCG	052	West Yorkshire Area Team	652	259	39.7%	36.0% - 43.5%		177	27.1%	82	12.6%	392	60.1%	1	0.2%	E38000025	
03A	NHS Greater Huddersfield CCG	052	West Yorkshire Area Team	655	559				223		336		86		10			E38000064
02V	NHS Leeds North CCG	052	West Yorkshire Area Team	604	374	61.9%	58.0% - 65.7%		271	44.9%	103	17.1%	225	37.3%	5	0.8%	E38000094	
03G	NHS Leeds South and East CCG	052	West Yorkshire Area Team	884	357	40.4%	37.2% - 43.7%		261	29.5%	96	10.9%	522	59.0%	5	0.6%	E38000095	
03C	NHS Leeds West CCG	052	West Yorkshire Area Team	987	480	48.6%	45.5% - 51.7%		397	40.2%	83	8.4%	499	50.6%	8	0.8%	E38000096	
03J	NHS North Kirklees CCG	052	West Yorkshire Area Team	641	250				166		84		357		34		5.3%	E38000121
03R	NHS Wakefield CCG	052	West Yorkshire Area Team	970	312	32.2%	29.3% - 35.2%		238	24.5%	74	7.6%	654	67.4%	4	0.4%	E38000190	
05A	NHS Coventry and Rugby CCG	053	Arden, Herefordshire And Worcestershire Area Team	1,399	602	43.0%	40.5% - 45.6%		400	28.6%	202	14.4%	749	53.5%	48	3.4%	E38000038	
05F	NHS Herefordshire CCG	053	Arden, Herefordshire And Worcestershire Area Team	419	212				166		46		207		0			E38000078
05J	NHS Redditch and Bromsgrove CCG	053	Arden, Herefordshire And Worcestershire Area Team	366	159				102		57		193		14			E38000139
05R	NHS South Warwickshire CCG	053	Arden, Herefordshire And Worcestershire Area Team	618	337	54.5%	50.6% - 58.4%		279	45.1%	58	9.4%	280	45.3%	1	0.2%	E38000164	
05T	NHS South Worcestershire CCG	053	Arden, Herefordshire And Worcestershire Area Team	488	225				176		49		251		12			E38000166
05H	NHS Warwickshire North CCG	053	Arden, Herefordshire And Worcestershire Area Team	506	154	30.4%	26.6% - 34.6%		113	22.3%	41	8.1%	352	69.6%	0	0.0%	E38000195	
06D	NHS Wyre Forest CCG	053	Arden, Herefordshire And Worcestershire Area Team	121	37				31		6		79		5			E38000211
13P	NHS Birmingham Crosscity CCG	054	Birmingham And The Black Country Area Team	2,340	1,071				611		460		1,170		99			E38000012
04X	NHS Birmingham South and Central CCG	054	Birmingham And The Black Country Area Team	874	503	57.6%	54.2% - 60.8%		313	35.8%	190	21.7%	354	40.5%	17	1.9%	E38000013	
05C	NHS Dudley CCG	054	Birmingham And The Black Country Area Team	898	281	31.3%	28.3% - 34.4%		190	21.2%	91	10.1%	581	64.7%	36	4.0%	E38000046	
05L	NHS Sandwell and West Birmingham CCG	054	Birmingham And The Black Country Area Team	1,789	543				266		277		425		821		45.9%	E38000144
05P	NHS Solihull CCG	054	Birmingham And The Black Country Area Team	670	283	42.2%	38.6% - 46.0%		200	29.9%	83	12.4%	372	55.5%	15	2.2%	E38000149	
06A	NHS Walsall CCG	054	Birmingham And The Black Country Area Team	833	292				151		141		518		23			E38000191
05Y	NHS Wolverhampton CCG	054	Birmingham And The Black Country Area Team	330	118				78		40		188		24			E38000210
03X	NHS Erewash CCG	055	Derbyshire And Nottinghamshire Area Team	248	91				62		29		157		0			E38000058
03Y	NHS Hardwick CCG	055	Derbyshire And Nottinghamshire Area Team	248	82				59		23		164		2			E38000071
04E	NHS Mansfield and Ashfield CCG	055	Derbyshire And Nottinghamshire Area Team	539	158	29.3%	25.6% - 33.3%		112	20.8%	46	8.5%	381	70.7%	0	0.0%	E38000103	
04H	NHS Newark & Sherwood CCG	055	Derbyshire And Nottinghamshire Area Team	298	95	31.9%	26.8% - 37.4%		74	24.8%	21	7.0%	203	68.1%	0	0.0%	E38000109	
04J	NHS North Derbyshire CCG	055	Derbyshire And Nottinghamshire Area Team	657	282	42.9%	39.2% - 46.7%		210	32.0%	72	11.0%	370	56.3%	5	0.8%	E38000115	
04K	NHS Nottingham City CCG	055	Derbyshire And Nottinghamshire Area Team	1,029	490	47.6%	44.6% - 50.7%		345	33.5%	145	14.1%	539	52.4%	0	0.0%	E38000132	
04L	NHS Nottingham North and East CCG	055	Derbyshire And Nottinghamshire Area Team	401	157	39.2%	34.5% - 44.0%		105	26.2%	52	13.0%	236	58.9%	8	2.0%	E38000133	
04M	NHS Nottingham West CCG	055	Derbyshire And Nottinghamshire Area Team	267	128				105		23		132		7			E38000134
04N	NHS Rushcliffe CCG	055	Derbyshire And Nottinghamshire Area Team	299	179	59.9%	54.2% - 65.3%		134	44.8%	45	15.1%	114	38.1%	6	2.0%	E38000142	
04R	NHS Southern Derbyshire CCG	055	Derbyshire And Nottinghamshire Area Team	566	230				171		59		327		9			E38000169
06H	NHS Cambridgeshire and Peterborough CCG	056	East Anglia Area Team	2,552	1,282	50.2%	48.3% - 52.2%		924	36.2%	358	14.0%	1,174	46.0%	96	3.8%	E38000026	
06M	NHS Great Yarmouth and Waveney CCG	056	East Anglia Area Team	571	223	39.1%	35.1% - 43.1%		171	29.9%	52	9.1%	340	59.5%	8	1.4%	E38000063	
06L	NHS Ipswich and East Suffolk CCG	056	East Anglia Area Team	16	6				4		2		5		5			E38000086
06V	NHS North Norfolk CCG	056	East Anglia Area Team	358	160				113		47		172		26		7.3%	E38000124
06W	NHS Norwich CCG	056	East Anglia Area Team	622	290				211		79		267		65		10.5%	E38000131
06Y	NHS South Norfolk CCG	056	East Anglia Area Team	635	286				209		77		273		76		12.0%	E38000159
07J	NHS West Norfolk CCG	056	East Anglia Area Team	442	155				112		43		242		45		10.2%	E38000203
07K	NHS West Suffolk CCG	056	East Anglia Area Team	5	0				0		0		1		4			E38000204
99E	NHS Basildon and Brentwood CCG	057	Essex Area Team	764	263				187		76		416		85		11.1%	E38000007
99F	NHS Castle Point and Rochford CCG	057	Essex Area Team	404	125	30.9%	26.6% - 35.6%		91	22.5%	34	8.4%	277	68.6%	2	0.5%	E38000030	
06Q	NHS Mid Essex CCG	057	Essex Area Team	1,007	506	50.2%	47.2% - 53.3%		360	35.7%	146	14.5%	499	49.6%	2	0.2%	E38000106	
06T	NHS North East Essex CCG	057	Essex Area Team	861	433	50.3%	47.0% - 53.6%		273	31.7%	160	18.6%	426	49.5%	2	0.2%	E38000117	
99G	NHS Southend CCG	057	Essex Area Team	474	202				145		57		272		0			E38000168
07G	NHS Thurrock CCG	057	Essex Area Team	521	255				186		69		249		17			E38000185
07H	NHS West Essex CCG	057	Essex Area Team	804	372				267		105		430		2			E38000197
06F	NHS Bedfordshire CCG	058	Hertfordshire And The South Midlands Area Team	1,323	602	45.5%	42.8% - 48.2%		428	32.4%	174	13.2%	698	52.8%	23	1.7%	E38000010	
03V	NHS Corby CCG	058	Hertfordshire And The South Midlands Area Team	221	88	39.8%	33.6% - 46.4%		72	32.6%	16	7.2%	130	58.8%	3	1.4%	E38000037	
06K	NHS East and North Hertfordshire CCG	058	Hertfordshire And The South Midlands Area Team	1,620	577				163		75		563		480		28.6%	E38000049
06N	NHS Herts Valleys CCG	058	Hertfordshire And The South Midlands Area Team	1,884	719				497		222		480		685		36.4%	E38000079
06P	NHS Luton CCG	058	Hertfordshire And The South Midlands Area Team	784	423				258		165		334		27			E38000102
04F	NHS Milton Keynes CCG	058	Hertfordshire And The South Midlands Area Team	944	488				312		176		404		52		5.5%	E38000107
04G	NHS Nene CCG	058	Hertfordshire And The South Midlands Area Team	1,911	807				551		256		963		141		7.4%	E38000108
03W	NHS East Leicestershire and Rutland CCG	059	Leicestershire And Lincolnshire Area Team	760	352	46.3%	42.8% - 49.9%		274	36.1%	78	10.3%	393	51.7%	15	2.0%	E38000051	
04C	NHS Leicester City CCG	059	Leicestershire And Lincolnshire Area Team	1,189	663	55.8%	52.9% - 58.6%		442	37.2%	221	18.6%	504	42.4%	22	1.9%	E38000097	
03T	NHS Lincolnshire East CCG	059	Leicestershire And Lincolnshire Area Team	603	191				141		50		380		32		5.3%	E38000099
04D	NHS Lincolnshire West CCG	059	Leicestershire And Lincolnshire Area Team	592	232	39.2%	35.3% - 43.2%		174	29.4%	58	9.8%	340	57.4%	20	3.4%	E38000100	
99D	NHS South Lincolnshire CCG	059	Leicestershire And Lincolnshire Area Team	402	155	38.6%	33.9% - 43.4%		107	26.6%	48	11.9%	231	57.5%	16	4.0%	E38000157	
04Q	NHS South West Lincolnshire CCG	059	Leicestershire And Lincolnshire Area Team	304	130	42.8%	37.3% - 48.4%		92	30.3%	38	12.5%	167	54.9%	7	2.3%	E38000165	
04V	NHS West Leicestershire CCG	059	Leicestershire And Lincolnshire Area Team	952	400	42.0%	38.9% - 45.2%		302	31.7%	98	10.3%	523	54.9%	29	3.0%	E38000201	
04Y	NHS Cannock Chase CCG	060	Shropshire And Staffordshire Area Team	400	105				77		28		238		57		14.3%	E38000028
05D	NHS East Staffordshire CCG	060	Shropshire And Staffordshire Area Team	334	117				84		33		162		55			

Table 10 : Prevalence of breastfeeding at 6 to 8 weeks, 2013/14 Q1, by CCG and Area Team

Source: NHS England
Crown Copyright © 2014

Code	Name	Code	Area Team	No. of infants due a 6-8 week check (1)		Infants totally or partially breastfed (2)		95% confidence interval		Infants totally breastfed (2)		Infants partially breastfed (2)		Infants not at all breastfed (2)		Infants whose breastfeeding status was not known (3)		ONS Code
				No.	%	No.	%			No.	%	No.	%	No.	%	No.	%	
10A	NHS South Kent Coast CCG	Q67	Kent And Medway Area Team	466	158					104	54			238		70		E38000156
10D	NHS Swale CCG	Q67	Kent And Medway Area Team	340	94					65	29			172		74	21.8%	E38000180
10E	NHS Thanet CCG	Q67	Kent And Medway Area Team	397	120					82	38			234		43	10.8%	E38000184
99J	NHS West Kent CCG	Q67	Kent And Medway Area Team	1,302	559					418	141			529		214	16.4%	E38000199
09D	NHS Brighton and Hove CCG	Q68	Surrey And Sussex Area Team	710	501	70.6%	67.1% - 73.8%			419	59.0%	82	11.5%	181	25.5%	28	3.9%	E38000021
09G	NHS Coastal West Sussex CCG	Q68	Surrey And Sussex Area Team	1,139	567	49.8%	46.9% - 52.7%			438	38.5%	129	11.3%	521	45.7%	51	4.5%	E38000036
09H	NHS Crawley CCG	Q68	Surrey And Sussex Area Team	385	215					151	64			148		22	5.7%	E38000039
09L	NHS East Surrey CCG	Q68	Surrey And Sussex Area Team	516	296	57.4%	53.1% - 61.6%			226	43.8%	70	13.6%	206	39.9%	14	2.7%	E38000054
09F	NHS Eastbourne, Hailsham and Seaford CCG	Q68	Surrey And Sussex Area Team	1,256	770					677	95			339		134		E38000055
09N	NHS Guildford and Waverley CCG	Q68	Surrey And Sussex Area Team	528	335	63.4%	59.3% - 67.4%			232	43.9%	103	19.5%	173	32.8%	20	3.8%	E38000067
09P	NHS Hastings and Rother CCG	Q68	Surrey And Sussex Area Team	1,209	755					629	126			428		26		E38000076
99K	NHS High Weald Lewes Havens CCG	Q68	Surrey And Sussex Area Team	949	562					463	99			231		156		E38000081
09X	NHS Horsham and Mid Sussex CCG	Q68	Surrey And Sussex Area Team	575	340	59.1%	55.1% - 63.1%			270	47.0%	70	12.2%	210	36.5%	25	4.3%	E38000083
09Y	NHS North West Surrey CCG	Q68	Surrey And Sussex Area Team	1,085	613	56.5%	53.5% - 59.4%			423	39.0%	190	17.5%	423	39.0%	49	4.5%	E38000128
99H	NHS Surrey Downs CCG	Q68	Surrey And Sussex Area Team	660	423					307	116			216		21		E38000177
10C	NHS Surrey Heath CCG	Q68	Surrey And Sussex Area Team	254	129					87	42			104		21	8.3%	E38000178
10Y	NHS Aylesbury Vale CCG	Q69	Thames Valley Area Team	584	109					77	32			73		402	68.8%	E38000003
10G	NHS Bracknell and Ascot CCG	Q69	Thames Valley Area Team	415	206					129	77			176		33	8.0%	E38000017
10H	NHS Chiltern CCG	Q69	Thames Valley Area Team	936	307					211	96			282		347	37.1%	E38000033
10M	NHS Newbury and District CCG	Q69	Thames Valley Area Team	341	161					120	41			124		56	16.4%	E38000110
10N	NHS North & West Reading CCG	Q69	Thames Valley Area Team	330	198					128	41			96		36	10.9%	E38000114
10Q	NHS Oxfordshire CCG	Q69	Thames Valley Area Team	1,885	1,102	58.5%	56.2% - 60.7%			816	43.3%	286	15.2%	770	40.8%	13	0.7%	E38000136
10T	NHS Slough CCG	Q69	Thames Valley Area Team	601	331					173	158			213		57	9.5%	E38000148
10W	NHS South Reading CCG	Q69	Thames Valley Area Team	416	198					119	79			134		84	20.2%	E38000160
11C	NHS Windsor, Ascot and Maidenhead CCG	Q69	Thames Valley Area Team	421	229					149	80			141		51	12.1%	E38000207
11D	NHS Wokingham CCG	Q69	Thames Valley Area Team	430	230					165	65			141		59	13.7%	E38000209
11J	NHS Dorset CCG	Q70	Wessex Area Team	1,799	933	51.9%	49.6% - 54.2%			738	41.0%	195	10.8%	821	45.6%	45	2.5%	E38000045
10K	NHS Fareham and Gosport CCG	Q70	Wessex Area Team	592	261	44.1%	40.1% - 48.1%			186	31.4%	75	12.7%	329	55.6%	2	0.3%	E38000059
10L	NHS Isle Of Wight CCG	Q70	Wessex Area Team	306	149	48.7%	43.1% - 54.3%			105	34.3%	44	14.4%	157	51.3%	0	0.0%	E38000087
99M	NHS North East Hampshire and Farnham CCG	Q70	Wessex Area Team	553	270					182	88			278		5		E38000118
10J	NHS North Hampshire CCG	Q70	Wessex Area Team	779	378					107	29			369		5	0.8%	E38000120
10R	NHS Portsmouth CCG	Q70	Wessex Area Team	517	204	51.4%	47.9% - 54.9%			144	60			281		32		E38000137
10V	NHS South Eastern Hampshire CCG	Q70	Wessex Area Team	580	253	43.6%	39.6% - 47.7%			185	31.9%	68	11.7%	325	56.0%	2	0.3%	E38000154
10X	NHS Southampton CCG	Q70	Wessex Area Team	756	325					229	96			373		58		E38000167
11A	NHS West Hampshire CCG	Q70	Wessex Area Team	1,581	813	51.4%	49.0% - 53.9%			600	38.0%	213	13.5%	760	48.1%	8	0.5%	E38000198
07L	NHS Barking and Dagenham CCG	Q71	London Area Team	1,058	463					187	276			390		205	19.4%	E38000004
07M	NHS Barnet CCG	Q71	London Area Team	1	1					1	0			0		0		E38000005
07N	NHS Bexley CCG	Q71	London Area Team	884	141					79	62			137		606	68.6%	E38000011
07P	NHS Brent CCG	Q71	London Area Team	1,141	852					476	376			235		54		E38000020
07Q	NHS Bromley CCG	Q71	London Area Team	884	531					363	168			352		1		E38000023
07R	NHS Camden CCG	Q71	London Area Team	598	492					334	148			116		0		E38000027
09A	NHS Central London (Westminster) CCG	Q71	London Area Team	421	343					213	130			78		0		E38000031
07T	NHS City and Hackney CCG	Q71	London Area Team	1,130	930	82.3%	80.0% - 84.4%			571	50.5%	359	31.8%	184	16.3%	16	1.4%	E38000035
07V	NHS Croydon CCG	Q71	London Area Team	1,284	889	69.2%	66.7% - 71.7%			478	37.2%	411	32.0%	395	30.8%	0	0.0%	E38000040
07W	NHS Ealing CCG	Q71	London Area Team	1	0					0	0			1		0		E38000048
07X	NHS Enfield CCG	Q71	London Area Team	927	573					283	290			317		37		E38000057
08A	NHS Greenwich CCG	Q71	London Area Team	1,524	421					253	168			201		902		E38000066
08C	NHS Hammersmith and Fulham CCG	Q71	London Area Team	532	394					248	146			138		0		E38000070
08D	NHS Haringey CCG	Q71	London Area Team	943	710	75.3%	72.4% - 77.9%			429	45.5%	281	29.8%	217	23.0%	16	1.7%	E38000072
08E	NHS Harrow CCG	Q71	London Area Team	754	549	72.8%	69.5% - 75.9%			360	47.7%	189	25.1%	168	22.3%	37	4.9%	E38000074
08F	NHS Havering CCG	Q71	London Area Team	1,052	338					185	153			451		263		E38000077
08G	NHS Hillingdon CCG	Q71	London Area Team	901	568					331	237			332		1		E38000082
07Y	NHS Hounslow CCG	Q71	London Area Team	1,067	372					143	229			154		541	50.7%	E38000084
08H	NHS Islington CCG	Q71	London Area Team	617	431					312	119			84		102		E38000088
08J	NHS Kingston CCG	Q71	London Area Team	581	442	76.1%	72.4% - 79.4%			318	54.7%	124	21.3%	118	20.3%	21	3.6%	E38000090
08K	NHS Lambeth CCG	Q71	London Area Team	1,119	923	82.5%	80.1% - 84.6%			610	54.5%	313	28.0%	175	15.6%	21	1.9%	E38000092
08L	NHS Lewisham CCG	Q71	London Area Team	1,085	793					462	331			237		55		E38000098
08R	NHS Merton CCG	Q71	London Area Team	748	515					341	174			182		51		E38000105
08M	NHS Newham CCG	Q71	London Area Team	731	528					211	317			203		0		E38000113
08N	NHS Redbridge CCG	Q71	London Area Team	1,225	715					376	339			371		139	11.3%	E38000138
08P	NHS Richmond CCG	Q71	London Area Team	701	70					49	21			28		603	86.0%	E38000140
08Q	NHS Southwark CCG	Q71	London Area Team	980	802					474	328			151		27		E38000171
08T	NHS Sutton CCG	Q71	London Area Team	603	331					227	104			241		31	5.1%	E38000179
08V	NHS Tower Hamlets CCG	Q71	London Area Team	1,077	847					0	847			1		229	21.3%	E38000186
08W	NHS Waltham Forest CCG	Q71	London Area Team	1,178	343					193	150			157		678	57.6%	E38000192
08X	NHS Wandsworth CCG	Q71	London Area Team	1,234	953	77.2%	74.8% - 79.5%			632	51.2%	321	26.0%	262	21.2%	19	1.5%	E38000193
08Y	NHS West London CCG	Q71	London Area Team	623	510					333	177			112		1		E38000202

Notes:

1. Red cells mean that no. of infants due for a 6-8 week checks does not meet validation criteria (see definitions sheet for details).
2. Blank cells mean that data does not meet validation criteria (see definitions sheet for details).
3. Shaded cells mean that percentage of infants whose breastfeeding status was recorded falls short of data quality standard of 95%.
4. Area Team and England actuals and percentages are calculated including the data from those CCGs who have failed the validation criteria.

Table 11 : Prevalence of breastfeeding at 6 to 8 weeks, 2013/14 Q2, by CCG and Area Team

Source: NHS England
Crown Copyright © 2014

				No. of infants due a 6-8 week check (1)	Infants totally or partially breastfed (2)		95% confidence interval		Infants totally breastfed (2)		Infants partially breastfed (2)		Infants not at all breastfed (2)		Infants whose breastfeeding status was not known (3)		
Code	Name	Code	Area Team	No.	No.	%		interval	No.	%	No.	%	No.	%	No.	%	ONS Code
Q00	England			158,673	72,568				49,627		22,941		70,862		15,243	9.6%	
Q44	Cheshire, Warrington And Wirral Area Team			3,392	1,282	37.8%	36.2% - 39.4%		972	28.7%	310	9.1%	1,958	57.7%	152	4.5%	
Q45	Durham, Darlington And Tees Area Team			3,435	962	28.0%	26.5% - 29.5%		722	21.0%	240	7.0%	2,450	71.3%	23	0.7%	
Q46	Greater Manchester Area Team			8,216	2,804				2,066		738		3,891		1,521		
Q47	Lancashire Area Team			4,281	1,419				1,023		396		2,192		670	15.7%	
Q48	Merseyside Area Team			3,513	910	25.9%	24.5% - 27.4%		665	18.9%	245	7.0%	2,488	70.8%	115	3.3%	
Q49	Cumbria, Northumberland, Tyne And Wear Area Team			5,063	1,668				1,236		432		3,122		273	5.4%	
Q50	North Yorkshire And Humber Area Team			3,759	1,389				1,066		323		2,116		254		
Q51	South Yorkshire And Bassetlaw Area Team			4,036	1,646				1,226		420		2,177		213	5.3%	
Q52	West Yorkshire Area Team			7,945	3,415	43.0%	41.9% - 44.1%		2,360	29.7%	1,055	13.3%	4,343	54.7%	187	2.4%	
Q53	Arden, Herefordshire And Worcestershire Area Team			4,085	1,737				1,239		498		2,262		86		
Q54	Birmingham And The Black Country Area Team			8,554	3,425				2,050		1,375		3,997		1,132	13.2%	
Q55	Derbyshire And Nottinghamshire Area Team			4,735	2,016				1,494		522		2,686		33		
Q56	East Anglia Area Team			5,205	2,538				1,828		710		2,421		246		
Q57	Essex Area Team			5,150	2,323	45.1%	43.8% - 46.5%		1,631	31.7%	692	13.4%	2,671	51.9%	156	3.0%	
Q58	Hertfordshire And The South Midlands Area Team			9,286	4,054				2,681		1,373		3,792		1,440	15.5%	
Q59	Leicestershire And Lincolnshire Area Team			4,846	2,155	44.5%	43.1% - 45.9%		1,548	31.9%	607	12.5%	2,559	52.8%	132	2.7%	
Q60	Shropshire And Staffordshire Area Team			4,370	1,600				1,162		438		2,452		318	7.3%	
Q64	Bath, Gloucestershire, Swindon And Wiltshire Area Team			4,015	2,048	51.0%	49.5% - 52.6%		1,603	39.9%	445	11.1%	1,871	46.6%	96	2.4%	
Q65	Bristol, North Somerset, Somerset And South Gloucestershire Area Team			4,250	2,238	52.7%	51.2% - 54.2%		1,665	39.2%	573	13.5%	1,964	46.2%	48	1.1%	
Q66	Devon, Cornwall And Isles Of Scilly Area Team			3,498	1,536				1,200		336		1,680		282		
Q67	Kent And Medway Area Team			5,101	1,822				1,276		546		2,332		947	18.6%	
Q68	Surrey And Sussex Area Team			9,244	5,202				4,056		1,146		3,145		897	9.7%	
Q69	Thames Valley Area Team			6,590	3,214				2,202		1,012		2,253		1,123	17.0%	
Q70	Wessex Area Team			7,434	3,568	48.0%	46.9% - 49.1%		2,591	34.9%	977	13.1%	3,712	49.9%	154	2.1%	
Q71	London Area Team			28,670	17,597				10,065		7532		6,328		4,745		
01C	NHS Eastern Cheshire CCG	Q44	Cheshire, Warrington And Wirral Area Team	484	253	52.3%	47.8% - 56.7%		188	38.8%	65	13.4%	215	44.4%	16	3.3%	E38000056
01R	NHS South Cheshire CCG	Q44	Cheshire, Warrington And Wirral Area Team	403	155				115		40		232		16		E38000151
02D	NHS Vale Royal CCG	Q44	Cheshire, Warrington And Wirral Area Team	305	101	33.1%	28.1% - 38.6%		75	24.6%	26	8.5%	195	63.9%	9	3.0%	E38000189
02E	NHS Warrington CCG	Q44	Cheshire, Warrington And Wirral Area Team	582	234	40.2%	36.3% - 44.2%		185	31.8%	49	8.4%	335	57.6%	13	2.2%	E38000194
02F	NHS West Cheshire CCG	Q44	Cheshire, Warrington And Wirral Area Team	702	254				191		63		350		98	14.0%	E38000196
12F	NHS Wirral CCG	Q44	Cheshire, Warrington And Wirral Area Team	916	285	31.1%	28.2% - 34.2%		218	23.8%	67	7.3%	631	68.9%	0	0.0%	E38000208
00C	NHS Darlington CCG	Q45	Durham, Darlington And Tees Area Team	309	108	35.0%	29.8% - 40.4%		79	25.6%	29	9.4%	198	64.1%	3	1.0%	E38000042
00D	NHS Durham, Darlington And Tees Area Team	Q45	Durham, Darlington And Tees Area Team	759	191	25.2%	22.2% - 28.4%		140	18.4%	51	6.7%	568	74.8%	0	0.0%	E38000047
00J	NHS Hartlepool and Stockton-On-Tees CCG	Q45	Durham, Darlington And Tees Area Team	860	217	25.2%	22.4% - 28.2%		171	19.9%	46	5.3%	629	73.1%	14	1.6%	E38000075
00K	NHS North Durham CCG	Q45	Durham, Darlington And Tees Area Team	614	211	34.4%	30.7% - 38.2%		161	26.2%	50	8.1%	403	65.6%	0	0.0%	E38000116
00M	NHS South Tees CCG	Q45	Durham, Darlington And Tees Area Team	893	235	26.3%	23.5% - 29.3%		171	19.1%	64	7.2%	652	73.0%	6	0.7%	E38000162
00T	NHS Bolton CCG	Q46	Greater Manchester Area Team	951	370	38.9%	35.9% - 42.0%		286	30.1%	84	8.8%	580	61.0%	1	0.1%	E38000016
00V	NHS Bury CCG	Q46	Greater Manchester Area Team	615	229	37.2%	33.5% - 41.1%		182	29.6%	47	7.6%	384	62.4%	2	0.3%	E38000024
00W	NHS Central Manchester CCG	Q46	Greater Manchester Area Team	705	134				80		54		63		508	72.1%	E38000032
01D	NHS Heywood, Middleton and Rochdale CCG	Q46	Greater Manchester Area Team	380	211				162		49		167		2		E38000080
01M	NHS North Manchester CCG	Q46	Greater Manchester Area Team	724	146				94		52		165		413	57.0%	E38000123
00Y	NHS Oldham CCG	Q46	Greater Manchester Area Team	807	324	40.1%	36.8% - 43.6%		214	26.5%	110	13.6%	483	59.9%	0	0.0%	E38000135
01G	NHS Salford CCG	Q46	Greater Manchester Area Team	832	358	43.0%	39.7% - 46.4%		289	34.7%	69	8.3%	458	55.0%	16	1.9%	E38000143
01N	NHS South Manchester CCG	Q46	Greater Manchester Area Team	558	78				56		22		90		390	69.9%	E38000158
01W	NHS Stockport CCG	Q46	Greater Manchester Area Team	850	429	50.5%	47.1% - 53.8%		370	43.5%	59	6.9%	410	48.2%	11	1.3%	E38000174
01Y	NHS Tameside and Glossop CCG	Q46	Greater Manchester Area Team	846	237				168		69		433		176	20.8%	E38000182
02A	NHS Trafford CCG	Q46	Greater Manchester Area Team	0	0				0		0		0		0		E38000187
02H	NHS Wigan Borough CCG	Q46	Greater Manchester Area Team	948	288	30.4%	27.5% - 33.4%		165	17.4%	123	13.0%	658	69.4%	2	0.2%	E38000205
00Q	NHS Blackburn With Darwen CCG	Q47	Lancashire Area Team	608	231				164		67		273		104	17.1%	E38000014
00R	NHS Blackpool CCG	Q47	Lancashire Area Team	444	130				85		45		269		45	10.1%	E38000015
00X	NHS Chorley and South Ribble CCG	Q47	Lancashire Area Team	486	169	34.8%	30.7% - 39.1%		127	26.1%	42	8.6%	296	60.9%	21	4.3%	E38000034
01A	NHS East Lancashire CCG	Q47	Lancashire Area Team	1,198	339				244		95		502		357	29.8%	E38000050
02M	NHS Fylde & Wyre CCG	Q47	Lancashire Area Team	332	97				80		17		185		50	15.1%	E38000060
01E	NHS Greater Preston CCG	Q47	Lancashire Area Team	562	210	37.4%	33.5% - 41.4%		140	24.9%	70	12.5%	324	57.7%	28	5.0%	E38000065
01K	NHS Lancashire North CCG	Q47	Lancashire Area Team	385	150				122		28		196		39	10.1%	E38000093
02G	NHS West Lancashire CCG	Q47	Lancashire Area Team	266	93				61		32		147		26	9.8%	E38000200
01F	NHS Halton CCG	Q48	Merseyside Area Team	403	91	22.6%	18.8% - 26.9%		76	18.9%	15	3.7%	306	75.9%	6	1.5%	E38000068
01J	NHS Knowsley CCG	Q48	Merseyside Area Team	484	92				68		24		358		34	7.0%	E38000091
99A	NHS Liverpool CCG	Q48	Merseyside Area Team	1,279	395	30.9%	28.4% - 33.5%		266	20.8%	129	10.1%	839	65.6%	45	3.5%	E38000101
01T	NHS South Sefton CCG	Q48	Merseyside Area Team	590	123				98		25		453		14		E38000161
01V	NHS Southport and Formby CCG	Q48	Merseyside Area Team	288	101	35.1%	29.8% - 40.7%		85	29.5%	16	5.6%	178	61.8%	9	3.1%	E38000170
01X	NHS St Helens CCG	Q48	Merseyside Area Team	469	108	23.0%	19.4% - 27.0%		72	15.4%	36	7.7%	354	75.5%	7	1.5%	E38000172
01H	NHS Cumbria CCG	Q49	Cumbria, Northumberland, Tyne And Wear Area Team	1,221	325				250		75		680		216	17.7%	E38000041
00F	NHS Gateshead CCG	Q49	Cumbria, Northumberland, Tyne And Wear Area Team	530	193	36.4%	32.4% - 40.6%		153	28.9%	40	7.5%	325	61.3%	12	2.3%	E38000061
00G	NHS Newcastle North and East CCG	Q49	Cumbria, Northumberland, Tyne And Wear Area Team	370	184	49.7%	44.7% - 54.8%		136	36.8%	48	1					

Table 11 : Prevalence of breastfeeding at 6 to 8 weeks, 2013/14 Q2, by CCG and Area Team

Source: NHS England
Crown Copyright © 2014

				No. of infants due a 6-8 week check (1)		Infants totally or partially breastfed (2)		95% confidence interval		Infants totally breastfed (2)		Infants partially breastfed (2)		Infants not at all breastfed (2)		Infants whose breastfeeding status was not known (3)			
Code	Name	Code	Area Team	No.	No.	%	interval	No.	%	No.	%	No.	%	No.	%	No.	%	ONS Code	
02W	NHS Bradford City CCG	Q52	West Yorkshire Area Team		526	267	50.8%	46.5% - 55.0%	134	25.5%	133	25.3%	238	45.2%	21	4.0%	E38000018		
02R	NHS Bradford Districts CCG	Q52	West Yorkshire Area Team		1,153	414	35.9%	33.2% - 38.7%	275	23.9%	139	12.1%	709	61.5%	30	2.6%	E38000019		
02T	NHS Calderdale CCG	Q52	West Yorkshire Area Team		610	254	41.6%	37.8% - 45.6%	184	30.2%	70	11.5%	356	58.4%	0	0.0%	E38000025		
03A	NHS Greater Huddersfield CCG	Q52	West Yorkshire Area Team		761	359	47.2%	43.7% - 50.7%	252	33.1%	107	14.1%	396	52.0%	6	0.8%	E38000064		
02V	NHS Leeds North CCG	Q52	West Yorkshire Area Team		666	428	64.3%	60.6% - 67.8%	319	47.9%	109	16.4%	232	34.8%	6	0.9%	E38000094		
03G	NHS Leeds South and East CCG	Q52	West Yorkshire Area Team		951	415	43.6%	40.5% - 46.8%	278	29.2%	137	14.4%	528	55.5%	8	0.8%	E38000095		
03C	NHS Leeds West CCG	Q52	West Yorkshire Area Team		1,007	483	48.0%	44.9% - 51.1%	366	36.3%	117	11.6%	514	51.0%	10	1.0%	E38000096		
03J	NHS North Kirkless CCG	Q52	West Yorkshire Area Team		727	267			182		85		408		52	7.2%	E38000121		
03R	NHS Wakefield CCG	Q52	West Yorkshire Area Team		1,088	375	34.5%	31.7% - 37.3%	265	24.4%	110	10.1%	712	65.4%	1	0.1%	E38000190		
05A	NHS Coventry and Rugby CCG	Q53	Arden, Herefordshire And Worcestershire Area Team		1,477	631	42.7%	40.2% - 45.3%	397	26.9%	234	15.8%	800	54.2%	46	3.1%	E38000038		
05F	NHS Herefordshire CCG	Q53	Arden, Herefordshire And Worcestershire Area Team		430	185	43.0%	38.4% - 47.7%	151	35.1%	34	7.9%	243	56.5%	2	0.5%	E38000078		
05J	NHS Redditch and Bromsgrove CCG	Q53	Arden, Herefordshire And Worcestershire Area Team		397	171			128		43		217		9		E38000139		
05R	NHS South Warwickshire CCG	Q53	Arden, Herefordshire And Worcestershire Area Team		645	307	47.6%	43.8% - 51.5%	233	36.1%	74	11.5%	331	51.3%	7	1.1%	E38000164		
05T	NHS South Worcestershire CCG	Q53	Arden, Herefordshire And Worcestershire Area Team		535	248			197		51		271		16		E38000166		
05H	NHS Warwickshire North CCG	Q53	Arden, Herefordshire And Worcestershire Area Team		498	158	31.7%	27.8% - 35.9%	108	21.7%	50	10.0%	340	68.3%	0	0.0%	E38000195		
06D	NHS Wyre Forest CCG	Q53	Arden, Herefordshire And Worcestershire Area Team		103	37			25		12		60		6		E38000211		
13P	NHS Birmingham Crosscity CCG	Q54	Birmingham And The Black Country Area Team		2,476	1,149			699		450		1,250		77		E38000012		
04X	NHS Birmingham South and Central CCG	Q54	Birmingham And The Black Country Area Team		882	500	56.7%	53.4% - 59.9%	283	32.1%	217	24.6%	364	41.3%	18	2.0%	E38000013		
05C	NHS Dudley CCG	Q54	Birmingham And The Black Country Area Team		928	300	32.3%	29.4% - 35.4%	200	21.6%	100	10.8%	596	64.2%	32	3.4%	E38000046		
05L	NHS Sandwell and West Birmingham CCG	Q54	Birmingham And The Black Country Area Team		1,900	620			300		320		399		881	46.4%	E38000144		
05P	NHS Solihull CCG	Q54	Birmingham And The Black Country Area Team		681	281	41.3%	37.6% - 45.0%	206	30.2%	75	11.0%	374	54.9%	26	3.8%	E38000149		
05Y	NHS Walsall CCG	Q54	Birmingham And The Black Country Area Team		956	335	35.0%	32.1% - 38.1%	214	22.4%	121	12.7%	611	63.9%	10	1.0%	E38000191		
06A	NHS Wolverhampton CCG	Q54	Birmingham And The Black Country Area Team		731	240			148		92		403		88		E38000210		
03X	NHS Erewash CCG	Q55	Derbyshire And Nottinghamshire Area Team		255	99	38.8%	33.0% - 44.9%	66	25.9%	33	12.9%	155	60.8%	1	0.4%	E38000058		
03Y	NHS Hardwick CCG	Q55	Derbyshire And Nottinghamshire Area Team		254	76			49		27		176		2		E38000071		
04E	NHS Mansfield and Ashfield CCG	Q55	Derbyshire And Nottinghamshire Area Team		576	156	27.1%	23.6% - 30.9%	114	19.8%	42	7.3%	418	72.6%	2	0.3%	E38000103		
04H	NHS Newark & Sherwood CCG	Q55	Derbyshire And Nottinghamshire Area Team		328	130	39.6%	34.5% - 45.0%	98	29.9%	32	9.8%	198	60.4%	0	0.0%	E38000109		
04J	NHS North Derbyshire CCG	Q55	Derbyshire And Nottinghamshire Area Team		653	294	45.0%	41.2% - 48.9%	231	35.4%	63	9.6%	354	54.2%	5	0.8%	E38000115		
04K	NHS Nottingham City CCG	Q55	Derbyshire And Nottinghamshire Area Team		1,108	544	49.1%	46.2% - 52.0%	380	34.3%	164	14.8%	562	50.7%	2	0.2%	E38000132		
04L	NHS Nottingham North and East CCG	Q55	Derbyshire And Nottinghamshire Area Team		416	177	42.5%	37.9% - 47.3%	129	31.0%	48	11.5%	235	56.5%	4	1.0%	E38000133		
04M	NHS Nottingham West CCG	Q55	Derbyshire And Nottinghamshire Area Team		254	134			117		17		112		8		E38000134		
04N	NHS Rushcliffe CCG	Q55	Derbyshire And Nottinghamshire Area Team		278	181	65.1%	59.3% - 70.5%	146	52.5%	35	12.6%	92	33.1%	5	1.8%	E38000142		
04R	NHS Southern Derbyshire CCG	Q55	Derbyshire And Nottinghamshire Area Team		613	225			164		61		384		4		E38000169		
06H	NHS Cambridgeshire and Peterborough CCG	Q56	East Anglia Area Team		2,488	1,364			972		392		1,067		57		E38000026		
06M	NHS Great Yarmouth and Waveney CCG	Q56	East Anglia Area Team		579	242	41.8%	37.8% - 45.9%	184	31.8%	58	10.0%	331	57.2%	6	1.0%	E38000063		
06L	NHS Ipswich and East Suffolk CCG	Q56	East Anglia Area Team		10	3			2		1		6		1		E38000086		
06V	NHS North Norfolk CCG	Q56	East Anglia Area Team		380	177			126		51		180		23	6.1%	E38000124		
06W	NHS Norwich CCG	Q56	East Anglia Area Team		639	299			217		82		273		67	10.5%	E38000131		
06Y	NHS South Norfolk CCG	Q56	East Anglia Area Team		658	310			231		79		295		53	8.1%	E38000159		
07J	NHS West Norfolk CCG	Q56	East Anglia Area Team		442	140			93		47		266		36	8.1%	E38000203		
07K	NHS West Suffolk CCG	Q56	East Anglia Area Team		9	3			3		0		3		3		E38000204		
09E	NHS Basildon and Brentwood CCG	Q57	Essex Area Team		861	397			216		91		435		119	13.8%	E38000007		
09F	NHS Castle Point and Rochford CCG	Q57	Essex Area Team		407	147	36.1%	31.6% - 40.9%	105	25.8%	42	10.3%	259	63.6%	1	0.2%	E38000030		
06Q	NHS Mid Essex CCG	Q57	Essex Area Team		991	478	48.2%	45.1% - 51.3%	346	34.9%	132	13.3%	513	51.8%	0	0.0%	E38000106		
06T	NHS North East Essex CCG	Q57	Essex Area Team		823	428	52.0%	48.6% - 55.4%	283	34.4%	145	17.6%	393	47.8%	2	0.2%	E38000117		
09G	NHS Southend CCG	Q57	Essex Area Team		580	234	40.3%	36.4% - 44.4%	164	28.3%	70	12.1%	345	59.5%	1	0.2%	E38000168		
07G	NHS Thurrock CCG	Q57	Essex Area Team		574	293			207		86		248		33	5.7%	E38000185		
07H	NHS West Essex CCG	Q57	Essex Area Team		914	436	47.7%	44.5% - 50.9%	310	33.9%	126	13.8%	478	52.3%	0	0.0%	E38000197		
06F	NHS Bedfordshire CCG	Q58	Hertfordshire And The South Midlands Area Team		1,326	645	48.6%	46.0% - 51.3%	456	34.4%	189	14.3%	656	49.5%	25	1.9%	E38000010		
03V	NHS Corby CCG	Q58	Hertfordshire And The South Midlands Area Team		258	89	34.5%	29.0% - 40.5%	68	26.4%	21	8.1%	162	62.8%	7	2.7%	E38000037		
06K	NHS East and North Hertfordshire CCG	Q58	Hertfordshire And The South Midlands Area Team		1,742	612			411		201		577		553	31.7%	E38000049		
06N	NHS Herts Valleys CCG	Q58	Hertfordshire And The South Midlands Area Team		1,975	756			478		278		543		676	34.2%	E38000079		
06P	NHS Luton CCG	Q58	Hertfordshire And The South Midlands Area Team		916	515	56.2%	53.0% - 59.4%	312	34.1%	203	22.2%	382	41.7%	19	2.1%	E38000102		
04F	NHS Milton Keynes CCG	Q58	Hertfordshire And The South Midlands Area Team		1,024	530	51.8%	48.7% - 54.8%	318	31.1%	212	20.7%	454	44.3%	40	3.9%	E38000107		
04G	NHS Nene CCG	Q58	Hertfordshire And The South Midlands Area Team		2,045	907			638		269		1,018		120	5.9%	E38000108		
03W	NHS East Leicestershire and Rutland CCG	Q59	Leicestershire And Lincolnshire Area Team		821	410	49.9%	46.5% - 53.4%	312	38.0%	98	11.9%	397	48.4%	14	1.7%	E38000051		
04C	NHS Leicester City CCG	Q59	Leicestershire And Lincolnshire Area Team		1,209	646	53.4%	50.6% - 56.2%	412	34.1%	234	19.4%	526	43.5%	37	3.1%	E38000097		
03T	NHS Lincolnshire East CCG	Q59	Leicestershire And Lincolnshire Area Team		576	188	32.6%	28.9% - 36.6%	148	25.7%	40	6.9%	364	63.2%	24	4.2%	E38000099		
04D	NHS Lincolnshire West CCG	Q59	Leicestershire And Lincolnshire Area Team		651	257	39.5%	35.8% - 43.3%	199	30.6%	58	8.9%	381	58.5%	13	2.0%	E38000100		
09D	NHS South Lincolnshire CCG	Q59	Leicestershire And Lincolnshire Area Team		395	159			115		44		216		20	5.1%	E38000157		
04Q	NHS South West Lincolnshire CCG	Q59	Leicestershire And Lincolnshire Area Team		308	133	43.2%	37.8% - 48.8%	92	29.9%	41	13.3%	167	54.2%	8	2.6%	E38000165		
04V	NHS West Leicestershire CCG	Q59	Leicestershire And Lincolnshire Area Team		886	362													

Table 11 : Prevalence of breastfeeding at 6 to 8 weeks, 2013/14 Q2, by CCG and Area Team

Source: NHS England
Crown Copyright © 2014

Code	Name	Code	Area Team	No. of infants due a 6-8 week check (1)		Infants totally or partially breastfed (2)		95% confidence interval		Infants totally breastfed (2)		Infants partially breastfed (2)		Infants not at all breastfed (2)		Infants whose breastfeeding status was not known (3)		ONS Code
				No.	%	No.	%			No.	%	No.	%	No.	%	No.	%	
10E	NHS Thanet CCG	Q67	Kent And Medway Area Team	397		125				92		33		235		37	9.3%	E38000184
99J	NHS West Kent CCG	Q67	Kent And Medway Area Team	1,299		589				431		158		477		233	17.9%	E38000199
09D	NHS Brighton and Hove CCG	Q68	Surrey And Sussex Area Team	673		483				395		88		172		18		E38000021
09G	NHS Coastal West Sussex CCG	Q68	Surrey And Sussex Area Team	1,222		524				397		127		415		283	23.2%	E38000036
09H	NHS Crawley CCG	Q68	Surrey And Sussex Area Team	440		178				116		62		179		83	18.9%	E38000039
09L	NHS East Surrey CCG	Q68	Surrey And Sussex Area Team	541		306	56.6%	52.4% - 60.7%		211	39.0%	95	17.6%	220	40.7%	15	2.8%	E38000054
09F	NHS Eastbourne, Hailsham and Seaford CCG	Q68	Surrey And Sussex Area Team	1,149		670				578		92		374		105		E38000055
09N	NHS Guildford and Waverley CCG	Q68	Surrey And Sussex Area Team	561		379	67.6%	63.6% - 71.3%		299	53.3%	80	14.3%	163	29.1%	19	3.4%	E38000067
09P	NHS Hastings and Rother CCG	Q68	Surrey And Sussex Area Team	1,179		720				586		134		441		18		E38000076
99K	NHS High Weald Lewes Havens CCG	Q68	Surrey And Sussex Area Team	798		477				400		77		229		92		E38000081
09X	NHS Horsham and Mid Sussex CCG	Q68	Surrey And Sussex Area Team	570		289				217		72		166		115	20.2%	E38000083
09Y	NHS North West Surrey CCG	Q68	Surrey And Sussex Area Team	1,119		630	56.3%	53.4% - 59.2%		451	40.3%	179	16.0%	441	39.4%	48	4.3%	E38000128
99H	NHS Surrey Downs CCG	Q68	Surrey And Sussex Area Team	720		404				306		98		233		83	11.5%	E38000177
10C	NHS Surrey Heath CCG	Q68	Surrey And Sussex Area Team	272		142				100		42		112		18	6.6%	E38000178
10Y	NHS Aylesbury Vale CCG	Q69	Thames Valley Area Team	620		150				103		17		113		357	57.6%	E38000003
10G	NHS Bracknell and Ascot CCG	Q69	Thames Valley Area Team	399		210	52.6%	47.7% - 57.5%		146	36.6%	64	16.0%	170	42.6%	19	4.8%	E38000017
10H	NHS Chiltern CCG	Q69	Thames Valley Area Team	959		344				217		127		291		324	33.8%	E38000033
10M	NHS Newbury and District CCG	Q69	Thames Valley Area Team	321		148				106		42		119		54	16.8%	E38000110
10N	NHS North & West Reading CCG	Q69	Thames Valley Area Team	344		143				111		32		122		79	23.0%	E38000114
10Q	NHS Oxfordshire CCG	Q69	Thames Valley Area Team	1,948		1,150	59.0%	56.8% - 61.2%		878	45.1%	272	14.0%	784	40.2%	14	0.7%	E38000136
10T	NHS Slough CCG	Q69	Thames Valley Area Team	653		370				186		184		241		42	6.4%	E38000148
10W	NHS South Reading CCG	Q69	Thames Valley Area Team	469		229				143		86		141		99	21.1%	E38000160
11C	NHS Windsor, Ascot and Maidenhead CCG	Q69	Thames Valley Area Team	442		244				152		92		139		59	13.3%	E38000207
11D	NHS Wokingham CCG	Q69	Thames Valley Area Team	435		226				160		66		133		76	17.5%	E38000209
11J	NHS Dorset CCG	Q70	Wessex Area Team	1,584		840				635		205		697		47		E38000045
10K	NHS Fareham and Gosport CCG	Q70	Wessex Area Team	598		237	39.6%	35.8% - 43.6%		191	31.9%	46	7.7%	356	59.5%	5	0.8%	E38000059
10L	NHS Isle Of Wight CCG	Q70	Wessex Area Team	317		132	41.6%	36.3% - 47.1%		93	29.3%	39	12.3%	185	58.4%	0	0.0%	E38000087
99M	NHS North East Hampshire and Farnham CCG	Q70	Wessex Area Team	585		298	49.4%	45.4% - 53.4%		189	32.3%	100	17.1%	291	49.7%	5	0.9%	E38000118
10J	NHS North Hampshire CCG	Q70	Wessex Area Team	742		375	50.5%	46.9% - 54.1%		274	36.9%	101	13.6%	359	48.4%	8	1.1%	E38000120
10R	NHS Portsmouth CCG	Q70	Wessex Area Team	718		301	41.9%	38.4% - 45.6%		197	27.4%	104	14.5%	398	55.4%	19	2.6%	E38000137
10V	NHS South Eastern Hampshire CCG	Q70	Wessex Area Team	546		230	42.1%	38.1% - 46.3%		169	31.0%	61	11.2%	314	57.5%	2	0.4%	E38000154
10X	NHS Southampton CCG	Q70	Wessex Area Team	814		373				260		113		376		65	8.0%	E38000167
11A	NHS West Hampshire CCG	Q70	Wessex Area Team	1,530		791	51.7%	49.2% - 54.2%		583	38.1%	208	13.6%	736	48.1%	3	0.2%	E38000198
07L	NHS Barking and Dagenham CCG	Q71	London Area Team	1,155		516				215		301		366		273	23.6%	E38000004
07M	NHS Barnet CCG	Q71	London Area Team	0		0				0		0		0		0		E38000005
07N	NHS Bexley CCG	Q71	London Area Team	1,024		103				74		29		128		793		E38000011
07P	NHS Brent CCG	Q71	London Area Team	1,195		828				471		357		246		121	10.1%	E38000020
07Q	NHS Bromley CCG	Q71	London Area Team	873		521				352		169		350		2		E38000023
07R	NHS Camden CCG	Q71	London Area Team	621		506				346		160		114		1		E38000027
09A	NHS Central London (Westminster) CCG	Q71	London Area Team	447		372	83.2%	79.5% - 86.4%		245	54.8%	127	28.4%	75	16.8%	0	0.0%	E38000031
07T	NHS City and Hackney CCG	Q71	London Area Team	1,136		936	82.4%	80.1% - 84.5%		564	49.6%	372	32.7%	180	15.8%	20	1.8%	E38000035
07V	NHS Croydon CCG	Q71	London Area Team	1,345		963	71.6%	69.1% - 73.9%		548	40.7%	415	30.9%	382	28.4%	0	0.0%	E38000040
07W	NHS Ealing CCG	Q71	London Area Team	1		0				0		0		0		1		E38000048
07X	NHS Enfield CCG	Q71	London Area Team	843		534				260		274		285		24		E38000057
08A	NHS Greenwich CCG	Q71	London Area Team	1,509		397				235		162		189		923		E38000066
08C	NHS Hammersmith and Fulham CCG	Q71	London Area Team	542		425				247		178		117		0		E38000070
08D	NHS Haringey CCG	Q71	London Area Team	994		732	73.6%	70.8% - 76.3%		419	42.2%	313	31.5%	222	22.3%	40	4.0%	E38000072
08E	NHS Harrow CCG	Q71	London Area Team	827		589				359		230		193		45	5.4%	E38000074
08F	NHS Havering CCG	Q71	London Area Team	1,101		393				213		180		428		280		E38000077
08G	NHS Hillingdon CCG	Q71	London Area Team	973		576				322		254		393		4		E38000082
07Y	NHS Hounslow CCG	Q71	London Area Team	1,093		487				302		185		182		424	38.8%	E38000084
08H	NHS Islington CCG	Q71	London Area Team	640		431				294		137		76		133	20.8%	E38000088
08J	NHS Kingston CCG	Q71	London Area Team	589		446	75.7%	72.1% - 79.0%		332	56.4%	114	19.4%	125	21.2%	18	3.1%	E38000090
08K	NHS Lambeth CCG	Q71	London Area Team	1,102		917	83.2%	80.9% - 85.3%		583	52.9%	334	30.3%	162	14.7%	23	2.1%	E38000092
08L	NHS Lewisham CCG	Q71	London Area Team	1,132		822	72.6%	69.9% - 75.1%		483	42.7%	339	29.9%	260	23.0%	50	4.4%	E38000098
08R	NHS Merton CCG	Q71	London Area Team	820		557				380		177		381		69	8.4%	E38000105
08M	NHS Newham CCG	Q71	London Area Team	780		573				228		345		204		3		E38000113
08N	NHS Redbridge CCG	Q71	London Area Team	1,244		798				393		405		312		134	10.8%	E38000138
08P	NHS Richmond CCG	Q71	London Area Team	711		103				80		23		36		572	80.5%	E38000140
08Q	NHS Southwark CCG	Q71	London Area Team	1,043		840				507		333		181		22		E38000171
08T	NHS Sutton CCG	Q71	London Area Team	682		368				254		114		254		60	8.8%	E38000179
08V	NHS Tower Hamlets CCG	Q71	London Area Team	976		735				0		735		0		241		E38000186
08W	NHS Waltham Forest CCG	Q71	London Area Team	1,281		577				305		272		249		455	35.5%	E38000192
08X	NHS Wandsworth CCG	Q71	London Area Team	1,373		1,033	75.2%	72.9% - 77.4%		712	51.9%	321	23.4%	326	23.7%	14	1.0%	E38000193
08Y	NHS West London CCG	Q71	London Area Team	618		519				342		177		99		0		E38000202

Notes:

- Red cells mean that no. of infants due for a 6-8 week checks does not meet validation criteria (see definitions sheet for details).
- Blank cells mean that data does not meet validation criteria (see definitions sheet for details).
- Shaded cells mean that percentage of infants whose breastfeeding status was recorded falls short of data quality standard of 95%.
- Area Team and England actuals and percentages are calculated including the data from those CCGs who have failed the validation criteria.

Table 12 : Prevalence of breastfeeding at 6 to 8 weeks, 2013/14 Q3, by CCG and Area Team

Source: NHS England
Crown Copyright © 2014



			No. of infants due a 6-8 week check (1)	Infants totally or partially breastfed (2)		Infants totally breastfed (2)		Infants partially breastfed (2)		Infants not at all breastfed (2)		Infants whose breastfeeding status was not known (3)			
Code	Name	Code Area Team	No.	No.	%	95% confidence interval	No.	%	No.	%	No.	%	No.	%	ONS Code
Q00	England		162,430	74,183			51,025		23158		70,997		17,250	10.6%	
Q44	Cheshire, Warrington And Wirral Area Team		3,511	1,319	37.6%	36.0% - 39.2%	1,019	29.0%	300	8.5%	2,089	59.5%	103	2.9%	
Q45	Durham, Darlington And Tees Area Team		3,455	947	27.4%	25.9% - 28.9%	726	21.0%	221	6.4%	2,496	72.2%	12	0.3%	
Q46	Greater Manchester Area Team		10,184	3,591			2,716		875		4,869		1,724	16.9%	
Q47	Lancashire Area Team		4,384	1,345			939		406		2,348		691	15.8%	
Q48	Merseyside Area Team		3,443	908	26.4%	24.9% - 27.9%	666	19.3%	242	7.0%	2,413	70.1%	122	3.5%	
Q49	Cumbria, Northumberland, Tyne And Wear Area Team		5,299	1,778			1,349		429		3,161		360	6.8%	
Q50	North Yorkshire And Humber Area Team		3,831	1,432			1,072		360		2,188		211		
Q51	South Yorkshire And Bassetlaw Area Team		3,510	1,389			1,050		339		1,845		276		
Q52	West Yorkshire Area Team		7,919	3,444	43.5%	42.4% - 44.6%	2,452	31.0%	992	12.5%	4,278	54.0%	197	2.5%	
Q53	Arden, Herefordshire And Worcestershire Area Team		4,201	1,887	44.9%	43.4% - 46.4%	1,308	31.1%	579	13.8%	2,227	53.0%	87	2.1%	
Q54	Birmingham And The Black Country Area Team		8,883	3,754			2,250		1,504		4,001		1,128	12.7%	
Q55	Derbyshire And Nottinghamshire Area Team		4,737	1,991			1,435		556		2,686		60		
Q56	East Anglia Area Team		5,381	2,683			2,014		669		2,429		269		
Q57	Essex Area Team		5,444	2,435	44.7%	43.4% - 46.1%	1,723	31.6%	712	13.1%	2,828	51.9%	181	3.3%	
Q58	Hertfordshire And The South Midlands Area Team		9,137	3,872			2,587		1,285		3,534		1,731	18.9%	
Q59	Leicestershire And Lincolnshire Area Team		5,062	2,389	47.2%	45.8% - 48.6%	1,702	33.6%	687	13.6%	2,549	50.4%	124	2.4%	
Q60	Shropshire And Staffordshire Area Team		4,349	1,100			797		303		1,918		1,331	30.6%	
Q64	Bath, Gloucestershire, Swindon And Wiltshire Area Team		4,231	2,171	51.3%	49.8% - 52.8%	1,616	38.2%	555	13.1%	1,880	44.4%	180	4.3%	
Q65	Bristol, North Somerset, Somerset And South Gloucestershire Area Team		4,342	2,271	52.3%	50.8% - 53.8%	1,711	39.4%	560	12.9%	2,025	46.6%	46	1.1%	
Q66	Devon, Cornwall And Isles Of Scilly Area Team		3,491	1,526			1,187		339		1,715		250		
Q67	Kent And Medway Area Team		5,226	1,774			1,226		548		2,202		1,250	23.9%	
Q68	Surrey And Sussex Area Team		9,557	5,429			4,160		1,269		3,089		1,039	10.9%	
Q69	Thames Valley Area Team		6,532	3,369			2,344		1,025		2,214		949	14.5%	
Q70	Wessex Area Team		7,524	3,727	49.5%	48.4% - 50.7%	2,733	36.3%	994	13.2%	3,652	48.5%	145	1.9%	
Q71	London Area Team		28,797	17,652			10,243		7409		6,361		4,784		
01C	NHS Eastern Cheshire CCG	Q44 Cheshire, Warrington And Wirral Area Team	529	277	52.4%	48.1% - 56.6%	219	41.4%	58	11.0%	230	43.5%	22	4.2%	E38000056
01R	NHS South Cheshire CCG	Q44 Cheshire, Warrington And Wirral Area Team	477	176	36.9%	32.7% - 41.3%	132	27.7%	44	9.2%	284	59.5%	17	3.6%	E38000151
02D	NHS Vale Royal CCG	Q44 Cheshire, Warrington And Wirral Area Team	298	107	35.9%	30.7% - 41.5%	79	26.5%	28	9.4%	183	61.4%	8	2.7%	E38000189
02E	NHS Warrington CCG	Q44 Cheshire, Warrington And Wirral Area Team	628	231	36.8%	33.1% - 40.6%	186	29.6%	45	7.2%	389	61.9%	8	1.3%	E38000194
02F	NHS West Cheshire CCG	Q44 Cheshire, Warrington And Wirral Area Team	612	238			180		58		327		47	7.7%	E38000196
12F	NHS Wirral CCG	Q44 Cheshire, Warrington And Wirral Area Team	967	290	30.0%	27.2% - 33.0%	223	23.1%	67	6.9%	676	69.9%	1	0.1%	E38000208
00C	NHS Darlington CCG	Q45 Durham, Darlington And Tees Area Team	289	103	35.6%	30.3% - 41.3%	73	25.3%	30	10.4%	186	64.4%	0	0.0%	E38000042
00D	NHS Durham Dales, Easington And Sedgfield CCG	Q45 Durham, Darlington And Tees Area Team	756	202	26.7%	23.7% - 30.0%	163	21.6%	39	5.2%	554	73.3%	0	0.0%	E38000047
00K	NHS Hartlepool and Stockton-On-Tees CCG	Q45 Durham, Darlington And Tees Area Team	863	223	25.8%	23.0% - 28.9%	181	21.0%	42	4.9%	633	73.3%	7	0.8%	E38000075
00J	NHS North Durham CCG	Q45 Durham, Darlington And Tees Area Team	638	191	29.9%	26.5% - 33.6%	143	22.4%	48	7.5%	445	69.7%	2	0.3%	E38000116
00M	NHS South Tees CCG	Q45 Durham, Darlington And Tees Area Team	909	228	25.1%	22.4% - 28.0%	166	18.3%	62	6.8%	678	74.6%	3	0.3%	E38000162
00T	NHS Bolton CCG	Q46 Greater Manchester Area Team	1,009	399	39.5%	36.6% - 42.6%	304	30.1%	95	9.4%	610	60.5%	0	0.0%	E38000016
00V	NHS Bury CCG	Q46 Greater Manchester Area Team	675	241	35.7%	32.2% - 39.4%	195	28.9%	46	6.8%	433	64.1%	1	0.1%	E38000024
00W	NHS Central Manchester CCG	Q46 Greater Manchester Area Team	721	74			45		29		32		615	85.3%	E38000032
01D	NHS Heywood, Middleton and Rochdale CCG	Q46 Greater Manchester Area Team	592	338			261		77		254		0		E38000080
01M	NHS North Manchester CCG	Q46 Greater Manchester Area Team	673	77			46		31		90		506	75.2%	E38000123
00Y	NHS Oldham CCG	Q46 Greater Manchester Area Team	939	375	39.9%	36.9% - 43.1%	223	23.7%	152	16.2%	564	60.1%	0	0.0%	E38000135
01G	NHS Salford CCG	Q46 Greater Manchester Area Team	846	310	36.6%	33.5% - 39.9%	260	30.7%	50	5.9%	509	60.2%	27	3.2%	E38000143
01N	NHS South Manchester CCG	Q46 Greater Manchester Area Team	519	51			34		17		40		428		E38000158
01W	NHS Stockport CCG	Q46 Greater Manchester Area Team	2,473	1,181			993		188		1,283		9		E38000174
01Y	NHS Tameside and Glossop CCG	Q46 Greater Manchester Area Team	805	236			168		68		433		136	16.9%	E38000182
02A	NHS Trafford CCG	Q46 Greater Manchester Area Team	1	0			0		0		1		0		E38000187
02H	NHS Wigan Borough CCG	Q46 Greater Manchester Area Team	931	309	33.2%	30.2% - 36.3%	187	20.1%	122	13.1%	620	66.6%	2	0.2%	E38000205
00Q	NHS Blackburn With Darwen CCG	Q47 Lancashire Area Team	601	198			141		57		302		101	16.8%	E38000014
00R	NHS Blackpool CCG	Q47 Lancashire Area Team	445	116			63		53		260		69	15.5%	E38000015
00X	NHS Chorley and South Ribble CCG	Q47 Lancashire Area Team	486	160			112		48		299		27	5.6%	E38000034
01A	NHS East Lancashire CCG	Q47 Lancashire Area Team	1,168	311			220		91		523		334	28.6%	E38000050
02M	NHS Fylde & Wyre CCG	Q47 Lancashire Area Team	347	100			77		23		175		72	20.7%	E38000060
01E	NHS Greater Preston CCG	Q47 Lancashire Area Team	652	221			151		70		379		52	8.0%	E38000065
01K	NHS Lancashire North CCG	Q47 Lancashire Area Team	410	144			108		36		236		30	7.3%	E38000093
02G	NHS West Lancashire CCG	Q47 Lancashire Area Team	275	95	34.5%	29.2% - 40.3%	67	24.4%	28	10.2%	174	63.3%	6	2.2%	E38000200
01F	NHS Halton CCG	Q48 Merseyside Area Team	396	84	21.2%	17.5% - 25.5%	61	15.4%	23	5.8%	305	77.0%	7	1.8%	E38000068
01J	NHS Knowsley CCG	Q48 Merseyside Area Team	438	77	17.6%	14.3% - 21.4%	53	12.1%	24	5.5%	346	79.0%	15	3.4%	E38000091
99A	NHS Liverpool CCG	Q48 Merseyside Area Team	1,439	454	31.5%	29.2% - 34.0%	310	21.5%	144	10.0%	920	63.9%	65	4.5%	E38000101
01T	NHS South Sefton CCG	Q48 Merseyside Area Team	438	97	22.1%	18.5% - 26.3%	80	18.3%	17	3.9%	321	73.3%	20	4.6%	E38000161
01V	NHS Southport and Formby CCG	Q48 Merseyside Area Team	278	94	33.8%	28.5% - 39.6%	89	32.0%	5	1.8%	179	64.4%	5	1.8%	E38000170
01X	NHS St Helens CCG	Q48 Merseyside Area Team	454	102			73		29		342		10		E38000172
01H	NHS Cumbria CCG	Q49 Cumbria, Northumberland, Tyne And Wear Area Team	1,279	316			253		63		655		308	24.1%	E38000041
00F	NHS Gateshead CCG	Q49 Cumbria, Northumberland, Tyne And Wear Area Team	607	220	36.2%	32.5% - 40.1%	175	28.8%	45	7.4%	374	61.6%	13	2.1%	E38000061
00G	NHS Newcastle North and East CCG	Q49 Cumbria, Northumberland, Tyne And Wear Area Team	401	223	55.6%	50.7% - 60.4%	176	43.9%	47	11.7%	178	44.4%	0	0.0%	E38000111
00H	NHS Newcastle West CCG	Q49 Cumbria, Northumberland, Tyne And Wear Area Team	451	191	42.4%	37.9% - 47.0%	133	29.5%	58	12.9%	259	57.4%	1	0.2%	E38000112
99C	NHS North Tyneside CCG	Q49 Cumbria, Northumberland, Tyne And Wear Area Team	625	230	36.8%	33.1% - 40.7%	171	27.4%	59	9.4%	393	62.9%	2	0.3%	E38000127
00L	NHS Northumberland CCG	Q49 Cumbria, Northumberland, Tyne And Wear Area Team	743	271	36.5%	33.1% - 40.0%	203	27.3%	68	9.2%	470	63.3%	2	0.3%	E38000130
00N	NHS														

Table 12 : Prevalence of breastfeeding at 6 to 8 weeks, 2013/14 Q3, by CCG and Area Team

Source: NHS England
Crown Copyright © 2014



				No. of infants due a 6-8 week check (1)	Infants totally or partially breastfed (2)		Infants totally breastfed (2)		Infants partially breastfed (2)		Infants not at all breastfed (2)		Infants whose breastfeeding status was not known (3)			
Code	Name	Code	Area Team	No.	No.	%	95% confidence interval	No.	%	No.	%	No.	%	No.	%	ONS Code
02W	NHS Bradford City CCG	Q52	West Yorkshire Area Team	519	250	48.2%	43.9% - 52.5%	131	25.2%	119	22.9%	249	48.0%	20	3.9%	E38000018
02R	NHS Bradford Districts CCG	Q52	West Yorkshire Area Team	1,231	469	38.1%	35.4% - 40.8%	289	23.5%	180	14.6%	709	57.6%	53	4.3%	E38000019
02T	NHS Calderdale CCG	Q52	West Yorkshire Area Team	649	274	42.2%	38.5% - 46.1%	208	32.0%	66	10.2%	373	57.5%	2	0.3%	E38000025
03A	NHS Greater Huddersfield CCG	Q52	West Yorkshire Area Team	587	255			189		66		323		9		E38000064
02V	NHS Leeds North CCG	Q52	West Yorkshire Area Team	663	432	65.2%	61.5% - 68.7%	344	51.9%	88	13.3%	230	34.7%	1	0.2%	E38000094
03G	NHS Leeds South and East CCG	Q52	West Yorkshire Area Team	977	407	41.7%	38.6% - 44.8%	295	30.2%	112	11.5%	563	57.6%	7	0.7%	E38000095
03C	NHS Leeds West CCG	Q52	West Yorkshire Area Team	1,001	507	50.6%	47.6% - 53.7%	406	40.6%	101	10.1%	484	48.4%	10	1.0%	E38000096
03J	NHS North Kirklees CCG	Q52	West Yorkshire Area Team	724	276			175		101		394		54	7.5%	E38000121
03R	NHS Wakefield CCG	Q52	West Yorkshire Area Team	1,122	391	34.8%	32.1% - 37.7%	296	26.4%	95	8.5%	723	64.4%	8	0.7%	E38000190
05A	NHS Coventry and Rugby CCG	Q53	Arden, Herefordshire And Worcestershire Area Team	1,457	610	41.9%	39.4% - 44.4%	379	26.0%	231	15.9%	803	55.1%	44	3.0%	E38000038
05F	NHS Herefordshire CCG	Q53	Arden, Herefordshire And Worcestershire Area Team	461	242	52.5%	47.9% - 57.0%	188	40.8%	54	11.7%	217	47.1%	2	0.4%	E38000078
05J	NHS Redditch and Bromsgrove CCG	Q53	Arden, Herefordshire And Worcestershire Area Team	415	180			128		52		221		14		E38000139
05R	NHS South Warwickshire CCG	Q53	Arden, Herefordshire And Worcestershire Area Team	624	350	56.1%	52.2% - 59.9%	230	36.9%	120	19.2%	273	43.8%	1	0.2%	E38000164
05T	NHS South Worcestershire CCG	Q53	Arden, Herefordshire And Worcestershire Area Team	699	293			222		71		296		20		E38000166
05H	NHS Warwickshire North CCG	Q53	Arden, Herefordshire And Worcestershire Area Team	516	174	33.7%	29.8% - 37.9%	130	25.2%	44	8.5%	342	66.3%	0	0.0%	E38000195
06D	NHS Wyre Forest CCG	Q53	Arden, Herefordshire And Worcestershire Area Team	119	38			31		7		75		6		E38000211
13P	NHS Birmingham Crosscity CCG	Q54	Birmingham And The Black Country Area Team	2,555	1,232	48.2%	46.3% - 50.2%	712	27.9%	520	20.4%	1,251	49.0%	72	2.8%	E38000012
04X	NHS Birmingham South and Central CCG	Q54	Birmingham And The Black Country Area Team	860	512	59.5%	56.2% - 62.8%	307	35.7%	205	23.8%	329	38.3%	19	2.2%	E38000013
05C	NHS Dudley CCG	Q54	Birmingham And The Black Country Area Team	996	345	34.6%	31.7% - 37.6%	230	23.1%	115	11.5%	629	63.2%	22	2.2%	E38000046
05L	NHS Sandwell and West Birmingham CCG	Q54	Birmingham And The Black Country Area Team	1,885	595			317		278		371		919	48.8%	E38000144
05P	NHS Solihull CCG	Q54	Birmingham And The Black Country Area Team	698	278			190		88		377		43	6.2%	E38000149
05Y	NHS Walsall CCG	Q54	Birmingham And The Black Country Area Team	942	329	34.9%	31.9% - 38.0%	203	21.5%	126	13.4%	597	63.4%	16	1.7%	E38000191
06A	NHS Wolverhampton CCG	Q54	Birmingham And The Black Country Area Team	947	463	48.9%	45.7% - 52.1%	291	30.7%	172	18.2%	447	47.2%	37	3.9%	E38000210
03X	NHS Erewash CCG	Q55	Derbyshire And Nottinghamshire Area Team	284	114	40.1%	34.6% - 45.9%	79	27.8%	35	12.3%	165	58.1%	5	1.8%	E38000058
03Y	NHS Hardwick CCG	Q55	Derbyshire And Nottinghamshire Area Team	220	67			48		19		152		1		E38000071
04E	NHS Mansfield and Ashfield CCG	Q55	Derbyshire And Nottinghamshire Area Team	601	184	30.6%	27.1% - 34.4%	131	21.8%	53	8.8%	413	68.7%	4	0.7%	E38000103
04H	NHS Newark & Sherwood CCG	Q55	Derbyshire And Nottinghamshire Area Team	335	129	38.5%	33.5% - 43.8%	91	27.2%	38	11.3%	206	61.5%	0	0.0%	E38000109
04J	NHS North Derbyshire CCG	Q55	Derbyshire And Nottinghamshire Area Team	658	289	43.9%	40.2% - 47.7%	220	33.4%	69	10.5%	361	54.9%	8	1.2%	E38000115
04K	NHS Nottingham City CCG	Q55	Derbyshire And Nottinghamshire Area Team	1,056	510	48.3%	45.3% - 51.3%	345	32.7%	165	15.6%	546	51.7%	0	0.0%	E38000132
04L	NHS Nottingham North and East CCG	Q55	Derbyshire And Nottinghamshire Area Team	435	162	37.2%	32.8% - 41.9%	117	26.9%	45	10.3%	258	59.3%	15	3.4%	E38000133
04M	NHS Nottingham West CCG	Q55	Derbyshire And Nottinghamshire Area Team	259	116			93		23		140		3		E38000134
04N	NHS Rushcliffe CCG	Q55	Derbyshire And Nottinghamshire Area Team	329	195			151		44		115		19	5.8%	E38000142
04R	NHS Southern Derbyshire CCG	Q55	Derbyshire And Nottinghamshire Area Team	580	225			160		65		330		5		E38000169
06H	NHS Cambridgeshire and Peterborough CCG	Q56	East Anglia Area Team	2,660	1,447			1,058		389		1,078		135	5.1%	E38000026
06M	NHS Great Yarmouth and Waveney CCG	Q56	East Anglia Area Team	684	306	44.7%	41.1% - 48.5%	232	33.9%	74	10.8%	372	54.4%	6	0.9%	E38000063
06L	NHS Ipswich and East Suffolk CCG	Q56	East Anglia Area Team	10	5			2		3		3		2		E38000086
06V	NHS North Norfolk CCG	Q56	East Anglia Area Team	339	171			132		39		149		19	5.6%	E38000124
06W	NHS Norwich CCG	Q56	East Anglia Area Team	621	299			237		62		285		37	6.0%	E38000131
06Y	NHS South Norfolk CCG	Q56	East Anglia Area Team	624	301			232		69		286		37	5.9%	E38000159
07J	NHS West Norfolk CCG	Q56	East Anglia Area Team	437	151			118		33		255		31	7.1%	E38000203
07K	NHS West Suffolk CCG	Q56	East Anglia Area Team	6	3			3		0		1		2		E38000204
99E	NHS Basildon and Brentwood CCG	Q57	Essex Area Team	831	287			199		88		410		134	16.1%	E38000007
99F	NHS Castle Point and Rochford CCG	Q57	Essex Area Team	428	153	35.7%	31.4% - 40.4%	108	25.2%	45	10.5%	274	64.0%	1	0.2%	E38000030
06Q	NHS Mid Essex CCG	Q57	Essex Area Team	1,037	500	48.2%	45.2% - 51.3%	335	32.3%	165	15.9%	536	51.7%	1	0.1%	E38000106
06T	NHS North East Essex CCG	Q57	Essex Area Team	911	439	48.2%	45.0% - 51.4%	323	35.5%	116	12.7%	469	51.5%	3	0.3%	E38000117
99G	NHS Southend CCG	Q57	Essex Area Team	658	291	44.2%	40.5% - 48.0%	206	31.3%	85	12.9%	367	55.8%	0	0.0%	E38000168
07G	NHS Thurrock CCG	Q57	Essex Area Team	621	301			216		85		279		41	6.6%	E38000185
07H	NHS West Essex CCG	Q57	Essex Area Team	958	464	48.4%	45.3% - 51.6%	336	35.1%	128	13.4%	493	51.5%	1	0.1%	E38000197
06F	NHS Bedfordshire CCG	Q58	Hertfordshire And The South Midlands Area Team	1,298	593	45.7%	43.0% - 48.4%	444	34.2%	149	11.5%	674	51.9%	31	2.4%	E38000010
03V	NHS Corby CCG	Q58	Hertfordshire And The South Midlands Area Team	258	102			80		22		136		20	7.8%	E38000037
06K	NHS East and North Hertfordshire CCG	Q58	Hertfordshire And The South Midlands Area Team	1,719	607			408		199		579		533	31.0%	E38000049
06N	NHS Herts Valleys CCG	Q58	Hertfordshire And The South Midlands Area Team	1,956	696			466		230		422		838	42.8%	E38000079
06P	NHS Luton CCG	Q58	Hertfordshire And The South Midlands Area Team	900	510	56.7%	53.4% - 59.9%	292	32.4%	218	24.2%	375	41.7%	15	1.7%	E38000102
04F	NHS Milton Keynes CCG	Q58	Hertfordshire And The South Midlands Area Team	1,052	536	51.0%	47.9% - 54.0%	318	30.2%	218	20.7%	467	44.4%	49	4.7%	E38000107
04G	NHS Nene CCG	Q58	Hertfordshire And The South Midlands Area Team	1,954	828			579		249		881		245	12.5%	E38000108
03W	NHS East Leicestershire and Rutland CCG	Q59	Leicestershire And Lincolnshire Area Team	827	431	52.1%	48.7% - 55.5%	321	38.8%	110	13.3%	380	45.9%	16	1.9%	E38000051
04C	NHS Leicester City CCG	Q59	Leicestershire And Lincolnshire Area Team	1,334	772	57.9%	55.2% - 60.5%	498	37.3%	274	20.5%	521	39.1%	41	3.1%	E38000097
03T	NHS Lincolnshire East CCG	Q59	Leicestershire And Lincolnshire Area Team	585	207	35.4%	31.6% - 39.3%	161	27.5%	46	7.9%	363	62.1%	15	2.6%	E38000099
04D	NHS Lincolnshire West CCG	Q59	Leicestershire And Lincolnshire Area Team	653	287	44.0%	40.2% - 47.8%	198	30.3%	89	13.6%	355	54.4%	11	1.7%	E38000100
99D	NHS South Lincolnshire CCG	Q59	Leicestershire And Lincolnshire Area Team	405	163	40.2%	35.6% - 45.1%	126	31.1%	37	9.1%	227	56.0%	15	3.7%	E38000157
04Q	NHS South West Lincolnshire CCG	Q59	Leicestershire And Lincolnshire Area Team	339	140	41.3%	36.2% - 46.6%	99	29.2%	41	12.1%	190	56.0%	9	2.7%	E38000165
04V	NHS West Leicestershire CCG	Q59	Leicestershire And Lincolnshire Area Team	919	389	42.3%	39.2% - 45.5%	299	32.5%	90	9.8%	513	55.8%	17	1.8%	E38000201
04Y	NHS Cannock Chase CCG	Q60	Shropshire And Staffordshire Area Team	394	99			72		27		224		71	18.0%	E38000028
05D	NHS East Staffordshire CCG	Q60	Shropshire And Staffordshire Area Team	394	123			84		39		173		98	24.9%	E38000053
05G	NHS North Staffordshire CCG	Q60	Shropshire And Staffordshire Area Team	509	27			20		7		97		385	75.6%	E38000126
05N	NHS Shropshire CCG	Q60	Shropshire And Staffordshire Area Team	686	305	44.5%	40.8% - 48.2%	227	33.1%	78	11.4%	378	55.1%	3	0.4%	E38000147
05Q																

Table 12 : Prevalence of breastfeeding at 6 to 8 weeks, 2013/14 Q3, by CCG and Area Team

Source: NHS England
Crown Copyright © 2014

Code	Name	Code	Area Team	No. of infants due a 6-8 week check (1)		Infants totally or partially breastfed (2)		95% confidence interval		Infants totally breastfed (2)		Infants partially breastfed (2)		Infants not at all breastfed (2)		Infants whose breastfeeding status was not known (3)		ONS Code
				No.	%	No.	%			No.	%	No.	%	No.	%	No.	%	
10E	NHS Thanet CCG	Q67	Kent And Medway Area Team	401		102				72		30		211		88	21.9%	E38000184
99J	NHS West Kent CCG	Q67	Kent And Medway Area Team	1,364		598				445		153		540		226	16.6%	E38000199
09D	NHS Brighton and Hove CCG	Q68	Surrey And Sussex Area Team	707	72.7%	514	69.3% - 75.9%			402	56.9%	112	15.8%	164	23.2%	29	4.1%	E38000021
09G	NHS Coastal West Sussex CCG	Q68	Surrey And Sussex Area Team	1,274		432				324		108		408		434	34.1%	E38000036
09H	NHS Crawley CCG	Q68	Surrey And Sussex Area Team	436		178				114		64		157		101	23.2%	E38000039
09L	NHS East Surrey CCG	Q68	Surrey And Sussex Area Team	581		333	57.3%	53.3% - 61.3%		237	40.8%	96	16.5%	231	39.8%	17	2.9%	E38000054
09F	NHS Eastbourne, Hailsham and Seaford CCG	Q68	Surrey And Sussex Area Team	1,116		784				659		125		300		32		E38000055
09N	NHS Guildford and Waverley CCG	Q68	Surrey And Sussex Area Team	554		368	66.4%	62.4% - 70.2%		276	49.8%	92	16.6%	173	31.2%	13	2.3%	E38000067
09P	NHS Hastings and Rother CCG	Q68	Surrey And Sussex Area Team	1,146		692				584		108		440		14		E38000076
99K	NHS High Weald Lewes Havens CCG	Q68	Surrey And Sussex Area Team	913		590				468		122		252		71		E38000081
09X	NHS Horsham and Mid Sussex CCG	Q68	Surrey And Sussex Area Team	634		254				196		58		169		211	33.3%	E38000083
09Y	NHS North West Surrey CCG	Q68	Surrey And Sussex Area Team	1,160		684	59.0%	56.1% - 61.8%		487	42.0%	197	17.0%	421	36.3%	55	4.7%	E38000128
99H	NHS Surrey Downs CCG	Q68	Surrey And Sussex Area Team	781		473				331		142		258		50	6.4%	E38000177
10C	NHS Surrey Health CCG	Q68	Surrey And Sussex Area Team	255		127	49.8%	43.7% - 55.9%		82	32.2%	45	17.6%	116	45.5%	12	4.7%	E38000178
10Y	NHS Aylesbury Vale CCG	Q69	Thames Valley Area Team	581		166				122		44		302		302	52.0%	E38000003
10G	NHS Bracknell and Ascot CCG	Q69	Thames Valley Area Team	392		200				149		51		161		31	7.9%	E38000017
10H	NHS Chiltern CCG	Q69	Thames Valley Area Team	931		375				249		126		272		284	30.5%	E38000033
10M	NHS Newbury and District CCG	Q69	Thames Valley Area Team	330		156				115		41		121		53	16.1%	E38000110
10N	NHS North & West Reading CCG	Q69	Thames Valley Area Team	336		174				114		60		108		54	16.1%	E38000114
10Q	NHS Oxfordshire CCG	Q69	Thames Valley Area Team	1,975	1,188	60.2%	58.0% - 62.3%			911	46.1%	277	14.0%	774	39.2%	13	0.7%	E38000136
10T	NHS Slough CCG	Q69	Thames Valley Area Team	617		359	58.2%	54.3% - 62.0%		200	32.4%	159	25.8%	228	37.0%	30	4.9%	E38000148
10W	NHS South Reading CCG	Q69	Thames Valley Area Team	529		269				160		109		179		81	15.3%	E38000160
11C	NHS Windsor, Ascot and Maidenhead CCG	Q69	Thames Valley Area Team	424		277				175		102		99		48	11.3%	E38000207
11D	NHS Wokingham CCG	Q69	Thames Valley Area Team	417		205				149		56		159		53		E38000209
11J	NHS Dorset CCG	Q70	Wessex Area Team	1,659		916				690		226		712		31		E38000045
10K	NHS Fareham and Gosport CCG	Q70	Wessex Area Team	572		211	36.9%	33.0% - 40.9%		148	25.9%	63	11.0%	351	61.4%	10	1.7%	E38000059
10L	NHS Isle Of Wight CCG	Q70	Wessex Area Team	323		146	45.2%	39.9% - 50.7%		109	33.7%	37	11.5%	177	54.8%	0	0.0%	E38000087
99M	NHS North East Hampshire and Farnham CCG	Q70	Wessex Area Team	586		319	54.4%	50.4% - 58.4%		199	34.0%	120	20.5%	261	44.5%	6	1.0%	E38000118
10J	NHS North Hampshire CCG	Q70	Wessex Area Team	733		407	55.5%	51.9% - 59.1%		294	40.1%	113	15.4%	318	43.4%	8	1.1%	E38000120
10R	NHS Portsmouth CCG	Q70	Wessex Area Team	638		244				172		72		356		38	6.0%	E38000137
10V	NHS South Eastern Hampshire CCG	Q70	Wessex Area Team	598		241	40.3%	36.4% - 44.3%		179	29.9%	62	10.4%	350	58.5%	7	1.2%	E38000154
10X	NHS Southampton CCG	Q70	Wessex Area Team	844		393	46.6%	43.2% - 49.9%		292	34.6%	101	12.0%	412	48.8%	39	4.6%	E38000167
11A	NHS West Hampshire CCG	Q70	Wessex Area Team	1,571		850	54.1%	51.6% - 56.6%		650	41.4%	200	12.7%	715	45.5%	6	0.4%	E38000198
07L	NHS Barking and Dagenham CCG	Q71	London Area Team	1,124		493				208		285		320		311	27.7%	E38000004
07M	NHS Barnet CCG	Q71	London Area Team	1		0				0		0		0		1		E38000005
07N	NHS Bexley CCG	Q71	London Area Team	959		144				89		55		124		691		E38000011
07P	NHS Brent CCG	Q71	London Area Team	1,197		849				493		356		259		89	7.4%	E38000020
07Q	NHS Bromley CCG	Q71	London Area Team	915		532	58.1%	54.9% - 61.3%		359	39.2%	173	18.9%	343	37.5%	40	4.4%	E38000023
07R	NHS Camden CCG	Q71	London Area Team	630		498	79.0%	75.7% - 82.0%		314	49.8%	184	29.2%	132	21.0%	0	0.0%	E38000027
09A	NHS Central London (Westminster) CCG	Q71	London Area Team	445		373	83.8%	80.1% - 87.0%		241	54.2%	132	29.7%	72	16.2%	0	0.0%	E38000031
07T	NHS City and Hackney CCG	Q71	London Area Team	1,182		967	81.8%	79.5% - 83.9%		614	51.9%	353	29.9%	195	16.5%	20	1.7%	E38000035
07V	NHS Croydon CCG	Q71	London Area Team	1,403		974	69.4%	67.0% - 71.8%		516	36.8%	458	32.6%	427	30.4%	2	0.1%	E38000040
07W	NHS Ealing CCG	Q71	London Area Team	1		0				0		0		0		1		E38000048
07X	NHS Enfield CCG	Q71	London Area Team	948		596				330		266		312		40		E38000057
08A	NHS Greenwich CCG	Q71	London Area Team	1,524		389				256		133		209		926		E38000066
08C	NHS Hammersmith and Fulham CCG	Q71	London Area Team	564		450				282		168		114		0		E38000070
08D	NHS Haringey CCG	Q71	London Area Team	950		678	71.4%	68.4% - 74.2%		413	43.5%	265	27.9%	230	24.2%	42	4.4%	E38000072
08E	NHS Harrow CCG	Q71	London Area Team	802		561				359		202		199		42	5.2%	E38000074
08F	NHS Havering CCG	Q71	London Area Team	1,146		361				187		174		478		307		E38000077
08G	NHS Hillingdon CCG	Q71	London Area Team	980		606				371		235		369		5		E38000082
07Y	NHS Hounslow CCG	Q71	London Area Team	1,073		438				268		170		151		484	45.1%	E38000084
08H	NHS Islington CCG	Q71	London Area Team	576		436				305		131		62		78		E38000088
08J	NHS Kingston CCG	Q71	London Area Team	638		478	74.9%	71.4% - 78.1%		336	52.7%	142	22.3%	142	22.3%	18	2.8%	E38000090
08K	NHS Lambeth CCG	Q71	London Area Team	1,157		951	82.2%	79.9% - 84.3%		585	50.6%	366	31.6%	181	15.6%	25	2.2%	E38000092
08L	NHS Lewisham CCG	Q71	London Area Team	1,218		884				503		381		267		67	5.5%	E38000098
06R	NHS Merton CCG	Q71	London Area Team	819		599				380		209		186		44	5.4%	E38000105
06M	NHS Newham CCG	Q71	London Area Team	761		535				219		117		224		2		E38000113
08N	NHS Redbridge CCG	Q71	London Area Team	1,219		745				383		362		307		167	13.7%	E38000138
08P	NHS Richmond CCG	Q71	London Area Team	725		69				47		22		21		635	87.6%	E38000140
08Q	NHS Southwark CCG	Q71	London Area Team	1,054		878				568		310		154		22		E38000171
08T	NHS Sutton CCG	Q71	London Area Team	648		352				238		114		252		44	6.8%	E38000179
08V	NHS Tower Hamlets CCG	Q71	London Area Team	879		683				0		683		0		196		E38000186
08W	NHS Waltham Forest CCG	Q71	London Area Team	1,259		592				334		258		208		459	36.5%	E38000192
08X	NHS Wandsworth CCG	Q71	London Area Team	1,380		1,047	75.9%	73.5% - 78.1%		729	52.8%	318	23.0%	307	22.2%	26	1.9%	E38000193
08Y	NHS West London CCG	Q71	London Area Team	620		504				317		187		116		0		E38000202

Notes:

- Red cells mean that no. of infants due for a 6-8 week checks does not meet validation criteria (see definitions sheet for details).
- Blank cells mean that data does not meet validation criteria (see definitions sheet for details).
- Shaded cells mean that percentage of infants whose breastfeeding status was recorded falls short of data quality standard of 95%.
- Area Team and England actuals and percentages are calculated including the data from those CCGs who have failed the validation criteria.

Table 13 : Prevalence of breastfeeding at 6 to 8 weeks, 2013/14 Q4, by CCG and Area Team

Source: NHS England
Crown Copyright © 2014



		No. of infants due a 6-8 week check (1)		Infants totally or partially breastfed (2)		95% confidence interval		Infants totally breastfed (2)		Infants partially breastfed (2)		Infants not at all breastfed (2)		Infants whose breastfeeding status was not known (3)		ONS Code
Code	Name	Code	Area Team	No.	No.	%		No.	%	No.	%	No.	%	No.	%	
Q00	England			155,126	71,605			48,415		23,190		64,895		18,626	12.0%	
Q44	Cheshire, Warrington And Wirral Area Team			3,244	1,157	35.7%	34.0% - 37.3%	849	26.2%	308	9.5%	2,007	61.9%	80	2.5%	
Q45	Durham, Darlington And Tees Area Team			3,280	883	26.9%	25.4% - 28.5%	632	19.3%	251	7.7%	2,379	72.5%	18	0.5%	
Q46	Greater Manchester Area Team			7,669	2,608			1,839		769		3,501		1,560		
Q47	Lancashire Area Team			4,064	1,271			915		356		2,070		723	17.8%	
Q48	Merseyside Area Team			3,196	884	27.7%	26.1% - 29.2%	613	19.2%	271	8.5%	2,194	68.6%	118	3.7%	
Q49	Cumbria, Northumberland, Tyne And Wear Area Team			4,912	1,655			1,209		446		2,725		532	10.8%	
Q50	North Yorkshire And Humber Area Team			3,660	1,236			953		283		2,144		280		
Q51	South Yorkshire And Bassetlaw Area Team			3,993	1,393			1,020		373		1,756		844		
Q52	West Yorkshire Area Team			7,473	3,228	43.2%	42.1% - 44.3%	2,236	29.9%	992	13.3%	4,036	54.0%	209	2.8%	
Q53	Arden, Herefordshire And Worcestershire Area Team			3,869	1,658			1,123		535		2,104		107		
Q54	Birmingham And The Black Country Area Team			7,788	3,199			1,926		1,273		3,697		892		
Q55	Derbyshire And Nottinghamshire Area Team			4,720	2,844			1,997		847		1,812		64		
Q56	East Anglia Area Team			4,290	2,093			1,536		557		1,976		221		
Q57	Essex Area Team			8,534	5,220			3,281		1,939		2,748		566		
Q58	Hertfordshire And The South Midlands Area Team			8,790	3,318			2,162		1,156		2,967		2,495	28.4%	
Q59	Leicestershire And Lincolnshire Area Team			4,896	2,266	46.3%	44.9% - 47.7%	1,651	33.7%	615	12.6%	2,520	51.5%	110	2.2%	
Q60	Shropshire And Staffordshire Area Team			4,079	1,368			1,004		364		2,352		359	8.8%	
Q64	Bath, Gloucestershire, Swindon And Wiltshire Area Team			3,827	1,820			1,383		437		1,784		223		
Q65	Bristol, North Somerset, Somerset And South Gloucestershire Area Team			4,207	2,150	51.1%	49.6% - 52.6%	1,574	37.4%	576	13.7%	1,967	46.8%	90	2.1%	
Q66	Devon, Cornwall And Isles Of Scilly Area Team			3,260	1,354			1,054		300		1,618		288		
Q67	Kent And Medway Area Team			4,923	1,538			1,098		440		1,855		1,530	31.1%	
Q68	Surrey And Sussex Area Team			8,677	4,962			3,793		1,169		2,879		836	9.6%	
Q69	Thames Valley Area Team			6,108	3,228			2,166		1,062		2,161		719	11.8%	
Q70	Wessex Area Team			7,464	3,596	48.2%	47.0% - 49.3%	2,598	34.8%	998	13.4%	3,511	47.0%	357	4.8%	
Q71	London Area Team			28,213	16,676			9,803		6873		6,132		5,405		
01C	NHS Eastern Cheshire CCG	Q44	Cheshire, Warrington And Wirral Area Team	496	266	53.6%	49.2% - 58.0%	191	38.5%	75	15.1%	219	44.2%	11	2.2%	E38000056
01R	NHS South Cheshire CCG	Q44	Cheshire, Warrington And Wirral Area Team	463	170	36.7%	32.5% - 41.2%	121	26.1%	49	10.6%	274	59.2%	19	4.1%	E38000151
02D	NHS Vale Royal CCG	Q44	Cheshire, Warrington And Wirral Area Team	265	82			58		24		166		17	6.4%	E38000189
02E	NHS Warrington CCG	Q44	Cheshire, Warrington And Wirral Area Team	568	185	32.6%	28.8% - 36.5%	131	23.1%	54	9.5%	383	67.4%	0	0.0%	E38000194
02F	NHS West Cheshire CCG	Q44	Cheshire, Warrington And Wirral Area Team	591	200			148		52		358		33	5.6%	E38000196
12F	NHS Wirral CCG	Q44	Cheshire, Warrington And Wirral Area Team	861	254	29.5%	26.6% - 32.6%	200	23.2%	54	6.3%	607	70.5%	0	0.0%	E38000208
00C	NHS Darlington CCG	Q45	Durham, Darlington And Tees Area Team	295	107	36.3%	31.0% - 41.9%	73	24.7%	34	11.5%	187	63.4%	1	0.3%	E38000042
00D	NHS Durham Dales, Easington And Sedgfield CCG	Q45	Durham, Darlington And Tees Area Team	689	164	23.8%	20.8% - 27.1%	118	17.1%	46	6.7%	525	76.2%	0	0.0%	E38000047
00K	NHS Hartlepool and Stockton-On-Tees CCG	Q45	Durham, Darlington And Tees Area Team	813	228	28.0%	25.1% - 31.2%	163	20.0%	65	8.0%	583	71.7%	2	0.2%	E38000075
00J	NHS North Durham CCG	Q45	Durham, Darlington And Tees Area Team	591	187	31.6%	28.0% - 35.5%	141	23.9%	46	7.8%	404	68.4%	0	0.0%	E38000116
00M	NHS South Tees CCG	Q45	Durham, Darlington And Tees Area Team	892	197	22.1%	19.5% - 24.9%	137	15.4%	60	6.7%	680	76.2%	15	1.7%	E38000162
00T	NHS Bolton CCG	Q46	Greater Manchester Area Team	932	378	40.6%	37.5% - 43.7%	280	30.0%	95	10.5%	552	59.2%	2	0.2%	E38000016
00V	NHS Bury CCG	Q46	Greater Manchester Area Team	515	174			174		48		332		9		E38000024
00W	NHS Central Manchester CCG	Q46	Greater Manchester Area Team	706	187			96		91		109		410	58.1%	E38000032
01D	NHS Heywood, Middleton and Rochdale CCG	Q46	Greater Manchester Area Team	452	253			194		59		195		4		E38000080
01M	NHS North Manchester CCG	Q46	Greater Manchester Area Team	675	202			125		77		194		279	41.3%	E38000123
00Y	NHS Oldham CCG	Q46	Greater Manchester Area Team	685	258			150		108		427		0		E38000135
01G	NHS Salford CCG	Q46	Greater Manchester Area Team	787	291			233		58		485		11		E38000143
01N	NHS South Manchester CCG	Q46	Greater Manchester Area Team	457	115			65		50		98		244		E38000158
01W	NHS Stockport CCG	Q46	Greater Manchester Area Team	833	399	47.9%	44.5% - 51.3%	335	40.2%	64	7.7%	428	51.4%	6	0.7%	E38000174
01Y	NHS Tameside and Glossop CCG	Q46	Greater Manchester Area Team	714	49			40		9		73		592		E38000182
02A	NHS Trafford CCG	Q46	Greater Manchester Area Team	2	1			0		1		1		0		E38000187
02H	NHS Wigan Borough CCG	Q46	Greater Manchester Area Team	911	301	33.0%	30.1% - 36.2%	192	21.1%	109	12.0%	607	66.6%	3	0.3%	E38000205
00Q	NHS Blackburn With Darwen CCG	Q47	Lancashire Area Team	549	212			149		63		240		97	17.7%	E38000014
00R	NHS Blackpool CCG	Q47	Lancashire Area Team	451	126			84		42		248		77	17.1%	E38000015
00X	NHS Chorley and South Ribble CCG	Q47	Lancashire Area Team	453	139	30.7%	26.6% - 35.1%	110	24.3%	29	6.4%	293	64.7%	21	4.6%	E38000034
01A	NHS East Lancashire CCG	Q47	Lancashire Area Team	1,066	310	43.9%	36.8% - 44.8%	245		65		450		306	28.7%	E38000050
02M	NHS Fylde & Wyre CCG	Q47	Lancashire Area Team	309	71			48		23		160		78		E38000060
01E	NHS Greater Preston CCG	Q47	Lancashire Area Team	602	234			148		86		306		62	10.3%	E38000065
01K	NHS Lancashire North CCG	Q47	Lancashire Area Team	373	108			82		26		203		62		E38000093
02G	NHS West Lancashire CCG	Q47	Lancashire Area Team	261	71			49		22		170		20	7.7%	E38000200
01F	NHS Halton CCG	Q48	Merseyside Area Team	357	66	18.5%	14.8% - 22.8%	46	12.9%	20	5.6%	291	81.5%	0	0.0%	E38000068
01J	NHS Knowsley CCG	Q48	Merseyside Area Team	417	88	21.1%	17.5% - 25.3%	64	15.3%	24	5.8%	320	76.7%	9	2.2%	E38000091
99A	NHS Liverpool CCG	Q48	Merseyside Area Team	1,348	434	32.2%	29.8% - 34.7%	288	21.4%	146	10.8%	850	63.1%	64	4.7%	E38000101
01T	NHS South Sefton CCG	Q48	Merseyside Area Team	422	108	25.6%	21.7% - 30.0%	83	19.7%	25	5.9%	296	70.1%	18	4.3%	E38000161
01V	NHS Southport and Formby CCG	Q48	Merseyside Area Team	217	91			67		24		113		13	6.0%	E38000170
01X	NHS St Helens CCG	Q48	Merseyside Area Team	435	97			65		32		324		14		E38000172
01H	NHS Cumbria CCG	Q49	Cumbria, Northumberland, Tyne And Wear Area Team	1,165	271			201		70		441		453	38.9%	E38000041
00F	NHS Gateshead CCG	Q49	Cumbria, Northumberland, Tyne And Wear Area Team	539	194	36.0%	32.1% - 40.1%	148	27.5%	46	8.5%	321	59.6%	24	4.5%	E38000061
00G	NHS Newcastle North and East CCG	Q49	Cumbria, Northumberland, Tyne And Wear Area Team	381	183	48.0%	43.1% - 53.0%	140	36.7%	43	11.3%	198	52.0%	0	0.0%	E38000111
00H	NHS Newcastle South CCG	Q49	Cumbria, Northumberland, Tyne And Wear Area Team	453	193	43.9%	39.4% - 48.5%	151	23.9%	53	8.1%	254	56.1%	64	0.0%	E38000112
99C	NHS North Tyneside CCG	Q49	Cumbria, Northumberland, Tyne And Wear Area Team	577	235	40.7%	36.8% - 44.8%	176	30.5%	59	10.2%	340	58.9%	2	0.3%	E38000127
00L	NHS Northumberland CCG	Q49	Cumbria, Northumberland, Tyne And Wear Area Team	677	260	38.4%	34.8% - 42.1%	185	27.3%	75	11.1%	408	60.3%	9	1.3%	E38000130
00N	NHS South Tyneside CCG	Q49	Cumbria, Northumberland, Tyne And Wear Area Team	397	101	25.4%	21.4% - 29.9%	70	17.6%	31	7.8%	283	71.3%	13	3.3%	E38000163
00P	NHS Sunderland CCG	Q49	Cumbria, Northumberland, Tyne And Wear Area Team	723	212	29.3%	26.1% - 32.7%	154	21.3%	58	8.0%	480	66.4%	31	4.3%	E38000176
02Y	NHS East Riding Of Yorkshire CCG	Q50	North Yorkshire And Humber Area Team	618	278			224		54		338		2		E38000052
02D	NHS Hambleton, Richmondshire and Whitby CCG	Q50	North Yorkshire And Humber Area Team	323	114			85		29		141		68		E38000069
03E	NHS Harrogate and Rural District CCG	Q50	North Yorkshire And Humber Area Team	372	153			116		37		155		64	17.2%	E38000073
03F	NHS Hull CCG	Q50	North Yorkshire And Humber Area Team	908	279	30.7%	27.8% - 33.8%	205	22.6%	74	8.1%	629	69.3%	0	0.0%	E38000085
03H	NHS North East Lincolnshire CCG	Q50	North Yorkshire And Humber Area Team	467	105	22.5%	18.9% - 26.5%	82	17.6%	23	4.9%	345	73.9%	17	3.6%	E38000119
03K	NHS North Lincolnshire CCG	Q50	North Yorkshire And Humber Area Team	373	109			84		25		262		2		E38000122
03M	NHS Scarborough and Ryedale CCG	Q50	North Yorkshire And Humber Area Team	281	84			67		17		124		73	26.0%	E38000145
03Q	NHS Vale Of York CCG	Q50	North Yorkshire And Humber Area Team	318	114			90		24		150		54		E38000188
02P	NHS Barnsley CCG	Q51	South Yorkshire And Bassetlaw Area Team	743	201			154		69		493		49	6.6%	E38000006
02C	NHS Bassetlaw CCG	Q51	South Yorkshire And Bassetlaw Area Team	266	93			24		6		172		3		E380000008
02X	NHS Doncaster CCG	Q51	South Yorkshire And Bassetlaw Area Team	869	238			161		77		493		177	20.4%	E38000044
03L	NHS Rotherham CCG	Q51	South Yorkshire And Bassetlaw Area Team	744	151			149		2		4		589	79.2%	E38000141
03N	NHS Sheffield CCG	Q51	South Yorkshire And Bassetlaw Area Team	1,369	710			487		223		633		26		E38000146
02N	NHS Airedale, Wharfedale and Craven CCG	Q52	West Yorkshire Area Team	360	123			76		47		201		36		E380000001

Table 13 : Prevalence of breastfeeding at 6 to 8 weeks, 2013/14 Q4, by CCG and Area Team

Source: NHS England
Crown Copyright © 2014



No.	95% confidence interval		No.	%	No.	%	No.	%	No.	%	No.	%	ONS Code						
	No.	%												No.	%	No.	%	No.	%
521	243	46.6%	42.4% - 50.9%	125	24.0%	118	22.6%	260	49.9%	18	3.5%	E38000018							
1,063	400			272		128		633		30		E38000019							
682	269	39.4%	35.8% - 43.2%	208	30.5%	61	8.9%	393	57.6%	20	2.9%	E38000025							
768	360	46.9%	43.4% - 50.4%	262	34.1%	98	12.8%	384	50.0%	24	3.1%	E38000064							
603	395	65.5%	61.6% - 69.2%	278	46.1%	117	19.4%	197	32.7%	11	1.8%	E38000094							
869	413	47.5%	44.2% - 50.8%	272	31.3%	141	16.2%	440	50.6%	16	1.8%	E38000095							
964	492	51.0%	47.9% - 54.2%	350	36.3%	142	14.7%	467	48.4%	5	0.5%	E38000096							
617	210			155		55		371		36	5.8%	E38000121							
1,026	323	31.5%	28.7% - 34.4%	238	23.2%	85	8.3%	690	67.3%	13	1.3%	E38000190							
1,449	630	43.5%	40.9% - 46.0%	376	25.9%	254	17.5%	764	52.7%	55	3.8%	E38000038							
405	185			139		46		219		1		E38000078							
319	125			91		34		181		13		E38000139							
582	310			212		98		268		4		E38000164							
506	215			165		50		262		29		E38000166							
497	161	32.4%	28.4% - 36.6%	117	23.5%	44	8.9%	335	67.4%	1	0.2%	E38000195							
111	32			23		9		75		4		E38000211							
2,328	1,123			655		468		1,177		28		E38000012							
882	523	59.3%	56.0% - 62.5%	297	33.7%	226	25.6%	355	40.2%	4	0.5%	E38000013							
913	279	30.6%	27.7% - 33.6%	188	20.6%	91	10.0%	598	65.5%	36	3.9%	E38000046							
1,823	573			305		268		474		776	42.6%	E38000144							
650	267	41.1%	37.4% - 44.9%	191	29.4%	76	11.7%	367	56.5%	16	2.5%	E38000149							
863	315	36.5%	33.4% - 39.8%	211	24.4%	104	12.1%	539	62.5%	9	1.0%	E38000191							
329	119			79		40		187		23		E38000210							
303	265	87.5%	83.3% - 90.7%	187	61.7%	78	25.7%	36	11.9%	2	0.7%	E38000058							
247	222			168		54		23		2		E38000071							
539	167	31.0%	27.2% - 35.0%	124	23.0%	43	8.0%	368	68.3%	4	0.7%	E38000103							
323	129	39.9%	34.7% - 45.4%	96	29.7%	33	10.2%	194	60.1%	0	0.0%	E38000109							
711	603	84.8%	82.0% - 87.3%	383	53.9%	220	30.9%	87	12.2%	21	3.0%	E38000115							
1,041	504	48.4%	45.4% - 51.5%	333	32.0%	171	16.4%	535	51.4%	2	0.2%	E38000132							
414	146	35.3%	30.8% - 40.0%	112	27.1%	34	8.2%	255	61.6%	13	3.1%	E38000133							
240	104			85		19		121		15		E38000134							
318	190	59.7%	54.3% - 65.0%	141	44.3%	49	15.4%	125	39.3%	3	0.9%	E38000142							
584	514			368		146		68		2		E38000169							
2,429	1,277			903		374		1,062		90		E38000026							
7	1			1		0		0		6		E38000063							
0	0			0		0		0		0		E38000086							
333	164			129		35		147		22	6.6%	E38000124							
554	256			196		60		252		46	8.3%	E38000131							
566	262			205		57		267		37	6.5%	E38000159							
396	129			102		27		248		19		E38000203							
5	4			0		4		0		1		E38000204							
794	319			205		114		416		59	7.4%	E38000007							
574	150			112		38		294		130		E38000030							
3,929	3,341			1,998		1,343		557		31		E38000106							
946	463	48.9%	45.8% - 52.1%	297	31.4%	166	17.5%	480	50.7%	3	0.3%	E38000117							
701	227			164		63		307		167	23.8%	E38000168							
546	261	47.8%	43.6% - 52.0%	165	30.2%	96	17.6%	265	48.5%	20	3.7%	E38000185							
1,044	459			340		119		429		156	14.9%	E38000197							
1,305	609	46.7%	44.0% - 49.4%	442	33.9%	167	12.8%	674	51.6%	22	1.7%	E38000010							
209	70			51		19		102		37	17.7%	E38000037							
1,663	529			332		197		449		685	41.2%	E38000049							
2,007	491			315		176		253		1,263	62.9%	E38000079							
833	473	56.8%	53.4% - 60.1%	306	36.7%	167	20.0%	345	41.4%	15	1.8%	E38000102							
900	457			260		197		393		50	5.6%	E38000107							
1,863	689			456		233		751		423	22.7%	E38000108							
767	378	49.3%	45.8% - 52.8%	287	37.4%	91	11.9%	377	49.2%	12	1.6%	E38000051							
1,270	753	59.3%	56.8% - 62.0%	523	41.2%	230	18.1%	494	38.9%	23	1.8%	E38000097							
547	185	33.8%	30.0% - 37.9%	132	24.1%	53	9.7%	348	63.6%	14	2.6%	E38000099							
631	241	38.2%	34.5% - 42.0%	181	28.7%	60	9.5%	371	58.8%	19	3.0%	E38000100							
411	159	38.7%	34.1% - 43.5%	125	30.4%	34	8.3%	240	58.4%	12	2.9%	E38000157							
334	135	40.4%	35.3% - 45.8%	94	28.1%	41	12.3%	191	57.2%	8	2.4%	E38000165							
936	415	44.3%	41.2% - 47.5%	309	33.0%	106	11.3%	499	53.3%	22	2.4%	E38000201							
364	89			69		20		210		65	17.9%	E38000028							
396	112			81		31		163		121	30.6%	E38000053							
444	170			138		32		274		0		E38000126							
651	268	41.2%	37.4% - 45.0%	201	30.9%	67	10.3%	379	58.2%	4	0.6%	E38000147							
519	161			112		49		260		98	18.9%	E38000153							
321	123			91		32		141		57	17.8%	E38000173							
886	283	31.9%	29.0% - 35.1%	197	22.2%	86	9.7%	603	68.1%	0	0.0%	E38000175							
498	162	32.5%	28.6% - 36.8%	115	23.1%	47	9.4%	322	64.7%	14	2.8%	E38000183							
426	208			152		56		142		76	17.8%	E38000009							
1,530	733	47.9%	45.4% - 50.4%	574	37.5%	159	10.4%	748	48.9%	49	3.2%	E38000062							
731	320			209		111		363		48	6.6%	E38000181							
1,140	559			448		111		531		50		E38000206							
1,614	968	60.0%	57.6% - 62.3%	696	43.1%	272	16.9%	619	38.4%	27	1.7%	E38000022							
522	221			171		50		242		59	11.3%	E38000125							
1,315	586	44.6%	41.9% - 47.3%	442	33.6%	144	11.0%	725	55.1%	4	0.3%	E38000150							
756	375	49.8%	46.1% - 53.2%	265	35.1%	110	14.6%	381	50.4%	0	0.0%	E38000155							
1,255	529			422		157		545		181		E38000089							
1,338	596			460		136		714		28		E38000129							
667	229			172		57		359		79	11.8%	E38000152							
333	105			73		32		117		111		E380000029							
466	169			127		42		176		121	26.0%	E380000029							
769	240			160		80		352		177	23.0%	E38000043							
911	276			190		86		316		319	35.0%	E38000104							
484	131			98		33		204		149		E38000156							
334	50			30		20		129		155	46.4%	E38000180							

Table 13 : Prevalence of breastfeeding at 6 to 8 weeks, 2013/14 Q4, by CCG and Area Team

Source: NHS England
Crown Copyright © 2014

Code	Name	Code	Area Team	No. of infants due a 6-8 week check (1)		Infants totally or partially breastfed (2)		95% confidence interval		Infants totally breastfed (2)		Infants partially breastfed (2)		Infants not at all breastfed (2)		Infants whose breastfeeding status was not known (3)		ONS Code
				No.	%	No.	%			No.	%	No.	%	No.	%	No.	%	
10E	NHS Thanet CCG	Q67	Kent And Medway Area Team	372		77				59		18		130		165	44.4%	E38000184
99J	NHS West Kent CCG	Q67	Kent And Medway Area Team	1,254		490				361		129		431		333	26.6%	E38000199
09D	NHS Brighton and Hove CCG	Q68	Surrey And Sussex Area Team	712		509	71.5%	68.1% - 74.7%		405	56.9%	104	14.6%	178	25.0%	25	3.5%	E38000021
09G	NHS Coastal West Sussex CCG	Q68	Surrey And Sussex Area Team	1,042		379				292		87		333		330		E38000036
09H	NHS Crawley CCG	Q68	Surrey And Sussex Area Team	441		169				118		51		151		121	27.4%	E38000039
09L	NHS East Surrey CCG	Q68	Surrey And Sussex Area Team	493		304				225		79		176		13		E38000054
09F	NHS Eastbourne, Hailsham and Seaford CCG	Q68	Surrey And Sussex Area Team	1,203		780				645		135		388		35		E38000055
09N	NHS Guildford and Waverley CCG	Q68	Surrey And Sussex Area Team	465		302				230		72		153		10		E38000067
09P	NHS Hastings and Rother CCG	Q68	Surrey And Sussex Area Team	969		598				496		102		364		7		E38000076
99K	NHS High Weald Lewes Havens CCG	Q68	Surrey And Sussex Area Team	751		491				391		100		190		70		E38000081
09X	NHS Horsham and Mid Sussex CCG	Q68	Surrey And Sussex Area Team	537		231				177		54		155		151	28.1%	E38000083
09Y	NHS North West Surrey CCG	Q68	Surrey And Sussex Area Team	1,067		610	57.2%	54.2% - 60.1%		404	37.9%	206	19.3%	405	38.0%	52	4.9%	E38000128
99H	NHS Surrey Downs CCG	Q68	Surrey And Sussex Area Team	751		459	61.1%	57.6% - 64.5%		332	44.2%	127	16.9%	279	37.2%	13	1.7%	E38000177
10C	NHS Surrey Heath CCG	Q68	Surrey And Sussex Area Team	246		130	52.8%	46.6% - 59.0%		78	31.7%	52	21.1%	107	43.5%	9	3.7%	E38000178
10Y	NHS Aylesbury Vale CCG	Q69	Thames Valley Area Team	598		194				124		70		153		251	42.0%	E38000003
10G	NHS Bracknell and Ascot CCG	Q69	Thames Valley Area Team	411		228				161		67		150		33	8.0%	E38000017
10H	NHS Chiltern CCG	Q69	Thames Valley Area Team	805		397				245		152		266		142		E38000033
10M	NHS Newbury and District CCG	Q69	Thames Valley Area Team	304		139				102		37		115		50	16.4%	E38000110
10N	NHS North & West Reading CCG	Q69	Thames Valley Area Team	314		167				108		59		121		26	8.3%	E38000114
10Q	NHS Oxfordshire CCG	Q69	Thames Valley Area Team	1,773		1,069				812		257		695		9		E38000136
10T	NHS Slough CCG	Q69	Thames Valley Area Team	636		342				159		183		244		50	7.9%	E38000148
10W	NHS South Reading CCG	Q69	Thames Valley Area Team	425		229				130		99		147		49	11.5%	E38000160
11C	NHS Windsor, Ascot and Maidenhead CCG	Q69	Thames Valley Area Team	428		225				158		67		156		47	11.0%	E38000207
11D	NHS Wokingham CCG	Q69	Thames Valley Area Team	414		238				167		71		114		62		E38000209
11J	NHS Dorset CCG	Q70	Wessex Area Team	1,776		945	53.2%	50.9% - 55.5%		698	39.3%	247	13.9%	789	44.4%	42	2.4%	E38000045
10K	NHS Fareham and Gosport CCG	Q70	Wessex Area Team	584		234	40.1%	36.2% - 44.1%		179	30.7%	55	9.4%	343	58.7%	7	1.2%	E38000059
10L	NHS Isle Of Wight CCG	Q70	Wessex Area Team	311		131	42.1%	36.8% - 47.7%		94	30.2%	37	11.9%	180	57.9%	0	0.0%	E38000087
99M	NHS North East Hampshire and Farnham CCG	Q70	Wessex Area Team	546		232				186		106		247		7		E38000118
10J	NHS North Hampshire CCG	Q70	Wessex Area Team	729		397	54.5%	50.8% - 58.0%		283	38.8%	114	15.6%	312	42.8%	20	2.7%	E38000120
10R	NHS Portsmouth CCG	Q70	Wessex Area Team	601		212				160		52		317		72	12.0%	E38000137
10V	NHS South Eastern Hampshire CCG	Q70	Wessex Area Team	617		234	37.9%	34.2% - 41.8%		154	25.0%	80	13.0%	377	61.1%	6	1.0%	E38000154
10X	NHS Southampton CCG	Q70	Wessex Area Team	822		342				243		99		293		187	22.7%	E38000167
11A	NHS West Hampshire CCG	Q70	Wessex Area Team	1,478		809	54.7%	52.2% - 57.3%		601	40.7%	208	14.1%	653	44.2%	16	1.1%	E38000198
07L	NHS Barking and Dagenham CCG	Q71	London Area Team	1,013		550				212		338		357		106	10.5%	E38000004
07M	NHS Barnet CCG	Q71	London Area Team	1		0				0		0		1		0		E38000005
07N	NHS Bexley CCG	Q71	London Area Team	787		128				77		51		116		543	69.0%	E38000011
07P	NHS Brent CCG	Q71	London Area Team	1,139		762				468		294		239		138		E38000020
07Q	NHS Bromley CCG	Q71	London Area Team	692		406				271		135		258		28		E38000023
07R	NHS Camden CCG	Q71	London Area Team	590		385				229		156		93		112		E38000027
09A	NHS Central London (Westminster) CCG	Q71	London Area Team	666		553				346		207		113		0		E38000031
07T	NHS City and Hackney CCG	Q71	London Area Team	1,112		929	83.5%	81.2% - 85.6%		584	52.5%	345	31.0%	158	14.2%	25	2.2%	E38000035
07V	NHS Croydon CCG	Q71	London Area Team	1,208		846				489		357		359		3		E38000040
07W	NHS Ealing CCG	Q71	London Area Team	0		0				0		0		0		0		E38000048
07X	NHS Enfield CCG	Q71	London Area Team	841		523				298		225		313		5		E38000057
08A	NHS Greenwich CCG	Q71	London Area Team	1,425		364				220		144		165		896	62.9%	E38000066
08C	NHS Hammersmith and Fulham CCG	Q71	London Area Team	574		438				277		161		136		0		E38000070
08D	NHS Haringey CCG	Q71	London Area Team	816		582				344		238		164		70		E38000072
08E	NHS Harrow CCG	Q71	London Area Team	759		464				299		165		159		136	17.9%	E38000074
08F	NHS Havering CCG	Q71	London Area Team	1,034		387				226		161		446		201		E38000077
08G	NHS Hillingdon CCG	Q71	London Area Team	1,492		941				574		367		548		3		E38000082
07Y	NHS Hounslow CCG	Q71	London Area Team	911		350				211		139		148		413		E38000084
08H	NHS Islington CCG	Q71	London Area Team	563		407				284		123		90		66		E38000088
08J	NHS Kingston CCG	Q71	London Area Team	572		442	77.3%	73.7% - 80.5%		329	57.5%	113	19.8%	114	19.9%	16	2.8%	E38000090
08K	NHS Lambeth CCG	Q71	London Area Team	1,120		855				522		333		162		103	9.2%	E38000092
08L	NHS Lewisham CCG	Q71	London Area Team	1,206		854				511		343		276		76	6.3%	E38000098
08R	NHS Merton CCG	Q71	London Area Team	686		476				315		161		159		61		E38000105
08M	NHS Newham CCG	Q71	London Area Team	1,511		458				180		278		224		829	54.9%	E38000113
08N	NHS Redbridge CCG	Q71	London Area Team	1,216		778				416		362		311		127	10.4%	E38000138
08P	NHS Richmond CCG	Q71	London Area Team	637		62				42		20		19		556		E38000140
08Q	NHS Southwark CCG	Q71	London Area Team	1,033		816				526		290		165		52		E38000171
08T	NHS Sutton CCG	Q71	London Area Team	578		323				217		106		230		25		E38000179
08V	NHS Tower Hamlets CCG	Q71	London Area Team	1,050		503				1		502		0		547	52.1%	E38000186
08W	NHS Waltham Forest CCG	Q71	London Area Team	1,135		638				363		275		259		238	21.0%	E38000192
08X	NHS Wandsworth CCG	Q71	London Area Team	1,282		1,007	78.5%	76.2% - 80.7%		691	53.9%	316	24.6%	245	19.1%	30	2.3%	E38000193
08Y	NHS West London CCG	Q71	London Area Team	554		449				281		168		105		0		E38000202

Notes:

- Red cells mean that no. of infants due for a 6-8 week checks does not meet validation criteria (see definitions sheet for details).
- Blank cells mean that data does not meet validation criteria (see definitions sheet for details).
- Shaded cells mean that percentage of infants whose breastfeeding status was recorded falls short of data quality standard of 95%.
- Area Team and England actuals and percentages are calculated including the data from those CCGs who have failed the validation criteria.

Table 14 : Prevalence of breastfeeding at 6 to 8 weeks, 2013/14 OT, by CCG and Area Team

Source: NHS England
Crown Copyright © 2014



			No. of infants due a 6-8 week check (1)		Infants totally or partially breastfed (2)		Infants totally breastfed (2)		Infants partially breastfed (2)		Infants not at all breastfed (2)		Infants whose breastfeeding status was not known (3)		
Code	Name	Code Area Team	No.	No.	%	95% confidence interval	No.	%	No.	%	No.	%	No.	%	ONS Code
Q00	England		628,445	287,999			196,620		91,379		275,279		65,167	10.4%	
Q44	Cheshire, Warrington And Wirral Area Team		13,371	4,974	37.2%	36.4% - 38.0%	3,781	28.3%	1,193	8.9%	7,954	59.5%	443	3.3%	
Q45	Durham, Darlington And Tees Area Team		13,503	3,691	27.3%	26.6% - 28.1%	2,752	20.4%	939	7.0%	9,739	72.1%	73	0.5%	
Q46	Greater Manchester Area Team		34,327	12,023			8,777		3,246		16,546		5,758		
Q47	Lancashire Area Team		16,825	5,373			3,817		1,556		8,820		2,632	15.6%	
Q48	Merseyside Area Team		13,243	3,512	26.5%	25.8% - 27.3%	2,535	19.1%	977	7.4%	9,275	70.0%	456	3.4%	
Q49	Cumbria, Northumberland, Tyne And Wear Area Team		20,205	6,750			5,074		1,676		12,023		1,432	7.1%	
Q50	North Yorkshire And Humber Area Team		15,165	5,396			4,087		1,309		8,716		1,053		
Q51	South Yorkshire And Bassetlaw Area Team		15,034	5,778			4,323		1,455		7,636		1,620		
Q52	West Yorkshire Area Team		30,745	13,453	43.8%	43.2% - 44.3%	9,309	30.3%	4,144	13.5%	16,523	53.7%	769	2.5%	
Q53	Arden, Herefordshire And Worcestershire Area Team		16,072	7,008			4,937		2,071		8,704		360		
Q54	Birmingham And The Black Country Area Team		32,959	13,469			8,035		5,434		15,303		4,187	12.7%	
Q55	Derbyshire And Nottinghamshire Area Team		18,744	8,743			6,303		2,440		9,807		194		
Q56	East Anglia Area Team		20,077	9,716			7,122		2,594		9,300		1,061		
Q57	Essex Area Team		23,963	12,134	50.6%	50.0% - 51.3%	8,144	34.0%	3,990	16.7%	10,816	45.1%	1,013	4.2%	
Q58	Hertfordshire And The South Midlands Area Team		35,890	14,948			9,911		5,037		13,865		7,077	19.7%	
Q59	Leicestershire And Lincolnshire Area Team		19,606	8,933	45.6%	44.9% - 46.3%	6,433	32.8%	2,500	12.8%	10,166	51.9%	507	2.6%	
Q60	Shropshire And Staffordshire Area Team		16,912	5,535			4,017		1,518		9,085		2,292	13.6%	
Q64	Bath, Gloucestershire, Swindon And Wiltshire Area Team		15,862	7,963	50.2%	49.4% - 51.0%	6,048	38.1%	1,915	12.1%	7,240	45.6%	659	4.2%	
Q65	Bristol, North Somerset, Somerset And South Gloucestershire Area Team		16,882	8,769	51.9%	51.2% - 52.7%	6,521	38.6%	2,248	13.3%	7,891	46.7%	222	1.3%	
Q66	Devon, Cornwall And Isles Of Scilly Area Team		13,542	5,799			4,482		1,317		6,607		1,136		
Q67	Kent And Medway Area Team		20,034	6,868			4,829		2,039		8,615		4,551	22.7%	
Q68	Surrey And Sussex Area Team		36,733	21,101			16,331		4,770		12,293		3,339	9.1%	
Q69	Thames Valley Area Team		25,589	12,882			8,799		4,083		8,778		3,929	15.4%	
Q70	Wessex Area Team		29,878	14,496	48.5%	48.0% - 49.1%	10,584	35.4%	3,912	13.1%	14,568	48.8%	814	2.7%	
Q71	London Area Team		113,284	68,685			39,669		29,016		25,009		19,590		
01C	NHS Eastern Cheshire CCG	Q44 Cheshire, Warrington And Wirral Area Team	2,014	1,059	52.6%	50.4% - 54.8%	798	39.6%	261	13.0%	900	44.7%	55	2.7%	E38000056
01R	NHS South Cheshire CCG	Q44 Cheshire, Warrington And Wirral Area Team	1,738	646			472		174		1,028		64		E38000151
02D	NHS Vale Royal CCG	Q44 Cheshire, Warrington And Wirral Area Team	1,151	378	32.8%	30.2% - 35.6%	283	24.6%	95	8.3%	736	63.9%	37	3.2%	E38000189
02E	NHS Warrington CCG	Q44 Cheshire, Warrington And Wirral Area Team	2,372	867	36.6%	34.6% - 38.5%	676	28.5%	191	8.1%	1,461	61.6%	44	1.9%	E38000194
02F	NHS West Cheshire CCG	Q44 Cheshire, Warrington And Wirral Area Team	2,550	926			712		214		1,382		242	9.5%	E38000196
12F	NHS Wirral CCG	Q44 Cheshire, Warrington And Wirral Area Team	3,546	1,098	31.0%	29.5% - 32.5%	840	23.7%	258	7.3%	2,447	69.0%	1	0.0%	E38000208
00C	NHS Darlington CCG	Q45 Durham, Darlington And Tees Area Team	1,185	418			298		120		762		5		E38000042
00D	NHS Durham Dales, Easington And Sedgfield CCG	Q45 Durham, Darlington And Tees Area Team	2,967	751	25.3%	23.8% - 26.9%	559	18.8%	192	6.5%	2,216	74.7%	0	0.0%	E38000047
00K	NHS Hartlepool and Stockton-On-Tees CCG	Q45 Durham, Darlington And Tees Area Team	3,383	878	26.0%	24.5% - 27.5%	677	20.0%	201	5.9%	2,475	73.2%	30	0.9%	E38000075
00J	NHS North Durham CCG	Q45 Durham, Darlington And Tees Area Team	2,460	795	32.3%	30.5% - 34.2%	600	24.4%	195	7.9%	1,662	67.6%	3	0.1%	E38000116
00M	NHS South Tees CCG	Q45 Durham, Darlington And Tees Area Team	3,508	849	24.2%	22.8% - 25.6%	618	17.6%	231	6.6%	2,624	74.8%	35	1.0%	E38000162
00T	NHS Bolton CCG	Q46 Greater Manchester Area Team	3,815	1,534	40.2%	38.7% - 41.8%	1,165	30.5%	369	9.7%	2,278	59.7%	3	0.1%	E38000016
00V	NHS Bury CCG	Q46 Greater Manchester Area Team	2,406	869	36.1%	34.2% - 38.1%	678	28.2%	191	7.9%	1,525	63.4%	12	0.5%	E38000024
00W	NHS Central Manchester CCG	Q46 Greater Manchester Area Team	2,795	601			332		269		331		1,863	66.7%	E38000032
01D	NHS Heywood, Middleton and Rochdale CCG	Q46 Greater Manchester Area Team	2,181	1,163			895		268		1,011		7		E38000080
01M	NHS North Manchester CCG	Q46 Greater Manchester Area Team	2,754	645			385		260		679		1,430	51.9%	E38000123
00Y	NHS Oldham CCG	Q46 Greater Manchester Area Team	3,266	1,272	38.9%	37.3% - 40.6%	769	23.5%	503	15.4%	1,994	61.1%	0	0.0%	E38000135
01G	NHS Salford CCG	Q46 Greater Manchester Area Team	3,297	1,288	39.1%	37.4% - 40.7%	1,046	31.7%	242	7.3%	1,935	58.7%	74	2.2%	E38000143
01N	NHS South Manchester CCG	Q46 Greater Manchester Area Team	2,020	363			237		126		350		1,307		E38000158
01W	NHS Stockport CCG	Q46 Greater Manchester Area Team	4,988	2,394			2,021		373		2,561		33		E38000174
01Y	NHS Tameside and Glossop CCG	Q46 Greater Manchester Area Team	3,180	756			549		207		1,403		1,021	32.1%	E38000182
02A	NHS Trafford CCG	Q46 Greater Manchester Area Team	10	3			2		1		7		0		E38000187
02H	NHS Wigan Borough CCG	Q46 Greater Manchester Area Team	3,615	1,135	31.4%	29.9% - 32.9%	698	19.3%	437	12.1%	2,472	68.4%	8	0.2%	E38000205
00Q	NHS Blackburn With Darwen CCG	Q47 Lancashire Area Team	2,307	840			588		252		1,091		376	16.3%	E38000014
00R	NHS Blackpool CCG	Q47 Lancashire Area Team	1,749	490			312		178		1,026		233	13.3%	E38000015
00X	NHS Chorley and South Ribble CCG	Q47 Lancashire Area Team	1,895	639	33.7%	31.6% - 35.9%	468	24.7%	171	9.0%	1,165	61.5%	91	4.8%	E38000034
01A	NHS East Lancashire CCG	Q47 Lancashire Area Team	4,567	1,295			959		336		1,990		1,282	28.1%	E38000050
02M	NHS Fylde & Wyre CCG	Q47 Lancashire Area Team	1,293	357			274		83		689		247		E38000060
01E	NHS Greater Preston CCG	Q47 Lancashire Area Team	2,401	866			568		298		1,358		177	7.4%	E38000065
01K	NHS Lancashire North CCG	Q47 Lancashire Area Team	1,543	544			419		125		838		161		E38000093
02G	NHS West Lancashire CCG	Q47 Lancashire Area Team	1,070	342			229		113		663		65	6.1%	E38000200
01F	NHS Halton CCG	Q48 Merseyside Area Team	1,512	329	21.8%	19.8% - 23.9%	255	16.9%	74	4.9%	1,168	77.2%	15	1.0%	E38000068
01J	NHS Knowsley CCG	Q48 Merseyside Area Team	1,776	353	19.9%	18.1% - 21.8%	261	14.7%	92	5.2%	1,351	76.1%	72	4.1%	E38000091
99A	NHS Liverpool CCG	Q48 Merseyside Area Team	5,280	1,656			1,108		548		3,392		232		E38000101
01T	NHS South Sefton CCG	Q48 Merseyside Area Team	1,859	410	22.1%	20.2% - 24.0%	321	17.3%	89	4.8%	1,390	74.8%	59	3.2%	E38000161
01V	NHS Southport and Formby CCG	Q48 Merseyside Area Team	3,047	376	12.3%	11.4% - 13.3%	320	10.5%	114	3.8%	2,613	86.2%	56	1.8%	E38000170
01X	NHS St Helens CCG	Q48 Merseyside Area Team	1,769	388	35.9%	33.1% - 38.9%	270	30.6%	88	5.3%	1,239	60.6%	36	3.4%	E38000172
01H	NHS Cumbria CCG	Q49 Cumbria, Northumberland, Tyne And Wear Area Team	4,895	1,266			496		270		2,409		1,220	24.9%	E38000044
00F	NHS Gateshead CCG	Q49 Cumbria, Northumberland, Tyne And Wear Area Team	2,191	798	36.4%	34.4% - 38.5%	638	29.1%	160	7.3%	1,343	61.3%	50	2.3%	E38000061
00G	NHS Newcastle North and East CCG	Q49 Cumbria, Northumberland, Tyne And Wear Area Team	1,518	773	50.9%	48.4% - 53.4%	585	38.5%	188	12.4%	745	49.1%	0	0.0%	E38000111
00N	NHS Newcastle West CCG	Q49 Cumbria, Northumberland, Tyne And Wear Area Team	1,762	716			489		227		1,044		2		E38000112
99C	NHS North Tyneside CCG	Q49 Cumbria, Northumberland, Tyne And Wear Area Team	2,353	909	38.6%	36.7% - 40.6%	676	28.7%	223	9.9%	1,423	60.5%	21	0.9%	E38000127
00L	NHS Northumberland CCG	Q49 Cumbria, Northumberland, Tyne And Wear Area Team	2,												

Table 14 : Prevalence of breastfeeding at 6 to 8 weeks, 2013/14 OT, by CCG and Area Team

Source: NHS England
Crown Copyright © 2014



				No. of infants due a 6-8 week check (1)		Infants totally or partially breastfed (2)		95% confidence interval		Infants totally breastfed (2)		Infants partially breastfed (2)		Infants not at all breastfed (2)		Infants whose breastfeeding status was not known (3)		
Code	Name	Code	Area Team	No.	No.	%	interval	No.	%	No.	%	No.	%	No.	%	No.	%	ONS Code
02W	NHS Bradford City CCG	Q52	West Yorkshire Area Team	2,052	966			509		457		1,011		75				E38000018
02R	NHS Bradford Districts CCG	Q52	West Yorkshire Area Team	4,578	1,703			1,142		561		2,733		142				E38000019
02T	NHS Calderdale CCG	Q52	West Yorkshire Area Team	2,593	1,056	40.7%	38.8% - 42.6%	777	30.0%	279	10.8%	1,514	58.4%	23	0.9%	E38000025		
03A	NHS Greater Huddersfield CCG	Q52	West Yorkshire Area Team	2,771	1,533	55.3%	53.5% - 57.2%	926	33.4%	607	21.9%	1,189	42.9%	49	1.8%	E38000064		
02V	NHS Leeds North CCG	Q52	West Yorkshire Area Team	2,536	1,629	64.2%	62.3% - 66.1%	1,212	47.8%	417	16.4%	884	34.9%	23	0.9%	E38000094		
03G	NHS Leeds South and East CCG	Q52	West Yorkshire Area Team	3,681	1,592	43.2%	41.7% - 44.9%	1,106	30.0%	486	13.2%	2,053	55.8%	36	1.0%	E38000095		
03C	NHS Leeds West CCG	Q52	West Yorkshire Area Team	3,959	1,962	49.6%	48.0% - 51.1%	1,519	38.4%	443	11.2%	1,964	49.6%	33	0.8%	E38000096		
03J	NHS North Kirklees CCG	Q52	West Yorkshire Area Team	2,709	1,003			678		325		1,530		176	6.5%	E38000121		
03R	NHS Wakefield CCG	Q52	West Yorkshire Area Team	4,206	1,401	33.3%	31.9% - 34.7%	1,037	24.7%	364	8.7%	2,779	66.1%	26	0.6%	E38000190		
05A	NHS Coventry and Rugby CCG	Q53	Arden, Herefordshire And Worcestershire Area Team	5,782	2,473	42.8%	41.5% - 44.1%	1,552	26.8%	921	15.9%	3,116	53.9%	193	3.3%	E38000038		
05F	NHS Herefordshire CCG	Q53	Arden, Herefordshire And Worcestershire Area Team	1,715	824			644		180		886		5		E38000078		
05J	NHS Redditch and Bromsgrove CCG	Q53	Arden, Herefordshire And Worcestershire Area Team	1,497	635			449		186		812		50		E38000139		
05R	NHS South Warwickshire CCG	Q53	Arden, Herefordshire And Worcestershire Area Team	2,469	1,304			954		350		1,152		13		E38000164		
05T	NHS South Worcestershire CCG	Q53	Arden, Herefordshire And Worcestershire Area Team	2,138	981			760		221		1,080		77		E38000166		
05H	NHS Warwickshire North CCG	Q53	Arden, Herefordshire And Worcestershire Area Team	2,017	647			468		179		1,369		1		E38000195		
06D	NHS Wyre Forest CCG	Q53	Arden, Herefordshire And Worcestershire Area Team	454	144			110		34		289		21		E38000211		
13P	NHS Birmingham Crosscity CCG	Q54	Birmingham And The Black Country Area Team	9,699	4,575			2,677		1898		4,848		276		E38000012		
04X	NHS Birmingham South and Central CCG	Q54	Birmingham And The Black Country Area Team	3,498	2,038	58.3%	56.6% - 59.9%	1,200	34.3%	838	24.0%	1,402	40.1%	58	1.7%	E38000013		
05C	NHS Dudley CCG	Q54	Birmingham And The Black Country Area Team	3,735	1,205	32.3%	30.8% - 33.8%	808	21.6%	397	10.6%	2,404	64.4%	126	3.4%	E38000046		
05L	NHS Sandwell and West Birmingham CCG	Q54	Birmingham And The Black Country Area Team	7,397	2,331			1,188		1143		1,669		3,397	45.9%	E38000144		
05P	NHS Solihull CCG	Q54	Birmingham And The Black Country Area Team	2,699	1,109	41.1%	39.2% - 43.0%	787	29.2%	322	11.9%	1,490	55.2%	100	3.7%	E38000149		
05Y	NHS Walsall CCG	Q54	Birmingham And The Black Country Area Team	3,594	1,271	35.4%	33.8% - 36.9%	779	21.7%	492	13.7%	2,265	63.0%	58	1.6%	E38000191		
06A	NHS Wolverhampton CCG	Q54	Birmingham And The Black Country Area Team	2,337	940			596		344		1,225		172		E38000210		
03X	NHS Erewash CCG	Q55	Derbyshire And Nottinghamshire Area Team	1,090	569	52.2%	49.2% - 55.2%	394	36.1%	175	16.1%	513	47.1%	8	0.7%	E38000058		
03Y	NHS Hardwick CCG	Q55	Derbyshire And Nottinghamshire Area Team	969	447			324		123		515		7		E38000071		
04E	NHS Mansfield and Ashfield CCG	Q55	Derbyshire And Nottinghamshire Area Team	2,255	665	29.5%	27.6% - 31.4%	481	21.3%	184	8.2%	1,580	70.1%	10	0.4%	E38000103		
04H	NHS Newark & Sherwood CCG	Q55	Derbyshire And Nottinghamshire Area Team	1,284	483	37.6%	35.0% - 40.3%	359	28.0%	124	9.7%	801	62.4%	0	0.0%	E38000109		
04J	NHS North Derbyshire CCG	Q55	Derbyshire And Nottinghamshire Area Team	2,679	1,468	54.8%	52.9% - 56.7%	1,044	39.0%	424	15.8%	1,172	43.7%	39	1.5%	E38000115		
04K	NHS Nottingham City CCG	Q55	Derbyshire And Nottinghamshire Area Team	4,234	2,048	48.4%	46.9% - 49.9%	1,403	33.1%	645	15.2%	2,182	51.5%	4	0.1%	E38000132		
04L	NHS Nottingham North and East CCG	Q55	Derbyshire And Nottinghamshire Area Team	1,666	642	38.5%	36.2% - 40.9%	463	27.8%	179	10.7%	984	59.1%	40	2.4%	E38000133		
04M	NHS Nottingham West CCG	Q55	Derbyshire And Nottinghamshire Area Team	1,020	482			400		82		505		33		E38000134		
04N	NHS Rushcliffe CCG	Q55	Derbyshire And Nottinghamshire Area Team	1,224	745	60.9%	58.1% - 63.6%	572	46.7%	173	14.1%	446	36.4%	33	2.7%	E38000142		
04R	NHS Southern Derbyshire CCG	Q55	Derbyshire And Nottinghamshire Area Team	2,323	1,194			863		331		1,109		20		E38000169		
06H	NHS Cambridgeshire and Peterborough CCG	Q56	East Anglia Area Team	10,129	5,370			3,857		1513		4,381		378		E38000026		
06M	NHS Great Yarmouth and Waveney CCG	Q56	East Anglia Area Team	1,841	772			588		184		1,043		26		E38000063		
06L	NHS Ipswich and East Suffolk CCG	Q56	East Anglia Area Team	36	14			8		6		14		8		E38000086		
06V	NHS North Norfolk CCG	Q56	East Anglia Area Team	1,410	672			500		172		648		90	6.4%	E38000124		
06W	NHS Norwich CCG	Q56	East Anglia Area Team	2,436	1,144			861		283		1,077		215	8.8%	E38000131		
06Y	NHS South Norfolk CCG	Q56	East Anglia Area Team	2,483	1,159			877		282		1,121		203	8.2%	E38000159		
07J	NHS West Norfolk CCG	Q56	East Anglia Area Team	1,717	575			425		150		1,011		131	7.6%	E38000203		
07K	NHS West Suffolk CCG	Q56	East Anglia Area Team	25	10			6		4		5		10		E38000204		
09E	NHS Basildon and Brentwood CCG	Q57	Essex Area Team	3,250	1,176			807		369		1,677		397	12.2%	E38000007		
09F	NHS Castle Point and Rochford CCG	Q57	Essex Area Team	1,813	575			416		159		1,104		134	7.4%	E38000030		
06Q	NHS Mid Essex CCG	Q57	Essex Area Team	6,964	4,825			3,039		1786		2,105		34		E38000106		
06T	NHS North East Essex CCG	Q57	Essex Area Team	3,541	1,763	49.8%	48.1% - 51.4%	1,176	33.2%	587	16.6%	1,768	49.9%	10	0.3%	E38000117		
09G	NHS Southend CCG	Q57	Essex Area Team	2,413	954			679		275		1,291		168	7.0%	E38000168		
07G	NHS Thurrock CCG	Q57	Essex Area Team	2,262	1,110	49.1%	47.0% - 51.1%	774	34.2%	336	14.9%	1,041	46.0%	111	4.9%	E38000185		
07H	NHS West Essex CCG	Q57	Essex Area Team	3,720	1,731	46.5%	44.9% - 48.1%	1,253	33.7%	478	12.8%	1,830	49.2%	159	4.3%	E38000197		
06F	NHS Bedfordshire CCG	Q58	Hertfordshire And The South Midlands Area Team	5,252	2,449	46.6%	45.3% - 48.0%	1,770	33.7%	679	12.9%	2,702	51.4%	101	1.9%	E38000010		
03V	NHS Corby CCG	Q58	Hertfordshire And The South Midlands Area Team	946	349			271		78		530		67	7.1%	E38000037		
06K	NHS East and North Hertfordshire CCG	Q58	Hertfordshire And The South Midlands Area Team	6,744	2,325			1,514		811		2,168		2,251	33.4%	E38000049		
06N	NHS Herts Valleys CCG	Q58	Hertfordshire And The South Midlands Area Team	7,822	2,662			1,756		906		1,698		3,462	44.3%	E38000079		
06P	NHS Luton CCG	Q58	Hertfordshire And The South Midlands Area Team	3,433	1,921	56.0%	54.3% - 57.6%	1,168	34.0%	753	21.9%	1,436	41.8%	76	2.2%	E38000102		
04F	NHS Milton Keynes CCG	Q58	Hertfordshire And The South Midlands Area Team	3,920	2,011	51.3%	49.7% - 52.9%	1,208	30.8%	803	20.5%	1,718	43.8%	91	4.9%	E38000107		
04G	NHS Nene CCG	Q58	Hertfordshire And The South Midlands Area Team	7,773	3,231			2,224		1,007		3,613		929	12.0%	E38000108		
03W	NHS East Leicestershire and Rutland CCG	Q59	Leicestershire And Lincolnshire Area Team	3,175	1,571	49.5%	47.7% - 51.2%	1,194	37.6%	377	11.9%	1,547	48.7%	57	1.8%	E38000051		
04C	NHS Leicester City CCG	Q59	Leicestershire And Lincolnshire Area Team	5,002	2,834	56.7%	55.3% - 58.0%	1,875	37.5%	959	19.2%	2,045	40.9%	123	2.5%	E38000097		
03T	NHS Lincolnshire East CCG	Q59	Leicestershire And Lincolnshire Area Team	2,311	771	33.4%	31.5% - 35.3%	582	25.2%	189	8.2%	1,455	63.0%	85	3.7%	E38000099		
04D	NHS Lincolnshire West CCG	Q59	Leicestershire And Lincolnshire Area Team	2,527	1,017	40.2%	38.3% - 42.2%	752	29.8%	265	10.5%	1,447	57.3%	63	2.5%	E38000100		
09D	NHS South Lincolnshire CCG	Q59	Leicestershire And Lincolnshire Area Team	1,613	636	39.4%	37.1% - 41.8%	473	29.3%	163	10.1%	914	56.7%	63	3.9%	E38000157		
04Q	NHS South West Lincolnshire CCG	Q59	Leicestershire And Lincolnshire Area Team	1,285	538	41.9%	39.2% - 44.6%	377	29.3%	161	12.5%	715	55.6%	32	2.5%	E38000165		
04V	NHS West Leicestershire CCG	Q59	Leicestershire And Lincolnshire Area Team	3,693	1,566			1,180		386		2,043		84		E38000201		
04Y	NHS Cannock Chase CCG	Q60	Shropshire And Staffordshire Area Team	1,508	376			272		104		875		257	17.0%	E38000028		
05D	NHS East Staffordshire CCG	Q60	Shropshire And Staffordshire Area Team	1,502	487			352		135		682		333	22.2%	E38000053		
05G	NHS North Staffordshire CCG	Q60	Shropshire And Staffordshire Area Team	1,928	596			448										

Table 14 : Prevalence of breastfeeding at 6 to 8 weeks, 2013/14 OT, by CCG and Area Team

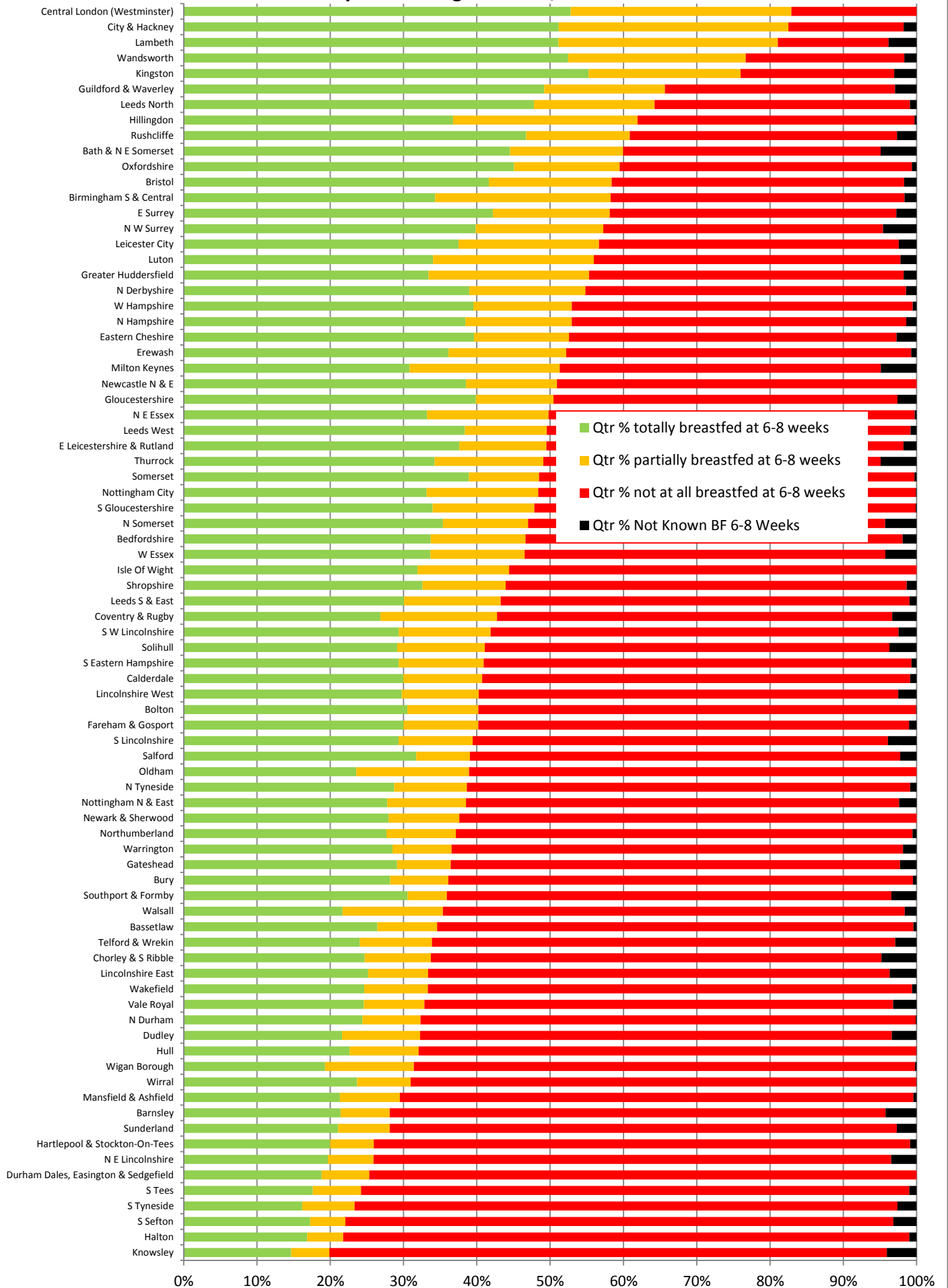
Source: NHS England
Crown Copyright © 2014

Code	Name	Code	Area Team	No. of infants due a 6-8 week check (1)		Infants totally or partially breastfed (2)		95% confidence interval		Infants totally breastfed (2)		Infants partially breastfed (2)		Infants not at all breastfed (2)		Infants whose breastfeeding status was not known (3)		ONS Code
				No.	%	No.	%			No.	%	No.	%	No.	%	No.	%	
10E	NHS Thanet CCG	Q67	Kent And Medway Area Team	1,567		424				305		119		810		333	21.3%	E38000184
99J	NHS West Kent CCG	Q67	Kent And Medway Area Team	5,219		2,236				1,655		581		1,977		1,006	19.3%	E38000199
09D	NHS Brighton and Hove CCG	Q68	Surrey And Sussex Area Team	2,802		2,007				1,621		386		695		100		E38000021
09G	NHS Coastal West Sussex CCG	Q68	Surrey And Sussex Area Team	4,677		1,902				1,451		451		1,677		1,098	23.5%	E38000036
09H	NHS Crawley CCG	Q68	Surrey And Sussex Area Team	1,702		740				499		241		635		327	19.2%	E38000039
09L	NHS East Surrey CCG	Q68	Surrey And Sussex Area Team	2,131		1,239	58.1%	56.0% - 60.2%		899	42.2%	340	16.0%	833	39.1%	59	2.8%	E38000054
09F	NHS Eastbourne, Hailsham and Seaford CCG	Q68	Surrey And Sussex Area Team	4,713		3,006				2,559		447		1,401		306		E38000055
09N	NHS Guildford and Waverley CCG	Q68	Surrey And Sussex Area Team	2,108		1,384	65.7%	63.6% - 67.7%		1,037	49.2%	347	16.5%	662	31.4%	62	2.9%	E38000067
09P	NHS Hastings and Rother CCG	Q68	Surrey And Sussex Area Team	4,503		2,765				2,295		470		1,673		65		E38000076
99K	NHS High Weald Lewes Havens CCG	Q68	Surrey And Sussex Area Team	3,411		2,120				1,722		398		902		389		E38000081
09X	NHS Horsham and Mid Sussex CCG	Q68	Surrey And Sussex Area Team	2,316		1,114				860		254		700		502	21.7%	E38000083
09Y	NHS North West Surrey CCG	Q68	Surrey And Sussex Area Team	4,431		2,537	57.3%	55.8% - 58.7%		1,765	39.8%	772	17.4%	1,690	38.1%	204	4.6%	E38000128
99H	NHS Surrey Downs CCG	Q68	Surrey And Sussex Area Team	2,912		1,759				1,276		483		986		167	5.7%	E38000177
10C	NHS Surrey Heath CCG	Q68	Surrey And Sussex Area Team	1,027		528				347		181		498		60	5.8%	E38000178
10Y	NHS Aylesbury Vale CCG	Q69	Thames Valley Area Team	2,383		619				426		193		452		1,312	55.1%	E38000003
10G	NHS Bracknell and Ascot CCG	Q69	Thames Valley Area Team	1,617		844				585		259		657		116	7.2%	E38000017
10H	NHS Chiltern CCG	Q69	Thames Valley Area Team	3,631		1,423				922		501		1,111		1,097	30.2%	E38000033
10M	NHS Newbury and District CCG	Q69	Thames Valley Area Team	1,296		604				443		161		479		213	16.4%	E38000110
10N	NHS North & West Reading CCG	Q69	Thames Valley Area Team	1,324		682				461		221		447		195	14.7%	E38000114
10Q	NHS Oxfordshire CCG	Q69	Thames Valley Area Team	7,581		4,509	59.5%	58.4% - 60.6%		3,417	45.1%	1,092	14.4%	3,023	39.9%	49	0.6%	E38000136
10T	NHS Slough CCG	Q69	Thames Valley Area Team	2,507		1,402				718		684		926		179	7.1%	E38000148
10W	NHS South Reading CCG	Q69	Thames Valley Area Team	1,839		925				552		373		601		313	17.0%	E38000160
11C	NHS Windsor, Ascot and Maidenhead CCG	Q69	Thames Valley Area Team	1,715		975				634		341		535		205	12.0%	E38000207
11D	NHS Wokingham CCG	Q69	Thames Valley Area Team	1,696		899				641		258		547		250		E38000209
11J	NHS Dorset CCG	Q70	Wessex Area Team	6,818		3,634				2,761		873		3,019		165		E38000045
10K	NHS Fareham and Gosport CCG	Q70	Wessex Area Team	2,346		943	40.2%	38.2% - 42.2%		704	30.0%	239	10.2%	1,379	58.8%	24	1.0%	E38000059
10L	NHS Isle Of Wight CCG	Q70	Wessex Area Team	1,257		558	44.4%	41.7% - 47.2%		401	31.9%	157	12.5%	699	55.6%	0	0.0%	E38000087
99M	NHS North East Hampshire and Farnham CCG	Q70	Wessex Area Team	2,270		1,170				756		414		1,077		23		E38000118
10J	NHS North Hampshire CCG	Q70	Wessex Area Team	2,976		1,576	53.0%	51.2% - 54.7%		1,144	38.4%	432	14.5%	1,358	45.6%	42	1.4%	E38000120
10R	NHS Portsmouth CCG	Q70	Wessex Area Team	2,474		961				673		288		1,352		161		E38000137
10V	NHS South Eastern Hampshire CCG	Q70	Wessex Area Team	2,341		958	40.9%	38.9% - 42.9%		687	29.3%	271	11.6%	1,366	58.4%	17	0.7%	E38000154
10X	NHS Southampton CCG	Q70	Wessex Area Team	3,236		1,433				1,024		409		1,454		349	10.8%	E38000167
11A	NHS West Hampshire CCG	Q70	Wessex Area Team	6,160		3,263	53.0%	51.7% - 54.2%		2,434	39.5%	829	13.5%	2,864	46.5%	33	0.5%	E38000198
07L	NHS Barking and Dagenham CCG	Q71	London Area Team	4,350		2,022				822		1200		1,433		895	20.6%	E38000004
07M	NHS Barnet CCG	Q71	London Area Team	3		1				1		0		1		1		E38000005
07N	NHS Bexley CCG	Q71	London Area Team	3,654		516				319		197		505		2,633	72.1%	E38000011
07P	NHS Brent CCG	Q71	London Area Team	4,672		3,291				1,908		1383		979		402		E38000020
07Q	NHS Bromley CCG	Q71	London Area Team	3,364		1,990				1,345		645		1,303		71		E38000023
07R	NHS Camden CCG	Q71	London Area Team	2,439		1,871				1,223		648		455		113		E38000027
09A	NHS Central London (Westminster) CCG	Q71	London Area Team	1,979		1,641	82.9%	81.2% - 84.5%		1,045	52.8%	596	30.1%	338	17.1%	0	0.0%	E38000031
07T	NHS City and Hackney CCG	Q71	London Area Team	4,560		3,762	82.5%	81.4% - 83.6%		2,333	51.2%	1,429	31.3%	717	15.7%	81	1.8%	E38000035
07V	NHS Croydon CCG	Q71	London Area Team	5,240		3,672				2,031		1,641		1,563		5		E38000040
07W	NHS Ealing CCG	Q71	London Area Team	3		0				0		0		1		2		E38000048
07X	NHS Enfield CCG	Q71	London Area Team	3,559		2,226				1,171		1,055		1,227		106		E38000057
08A	NHS Greenwich CCG	Q71	London Area Team	5,982		1,571				964		607		764		3,647		E38000066
08C	NHS Hammersmith and Fulham CCG	Q71	London Area Team	2,212		1,707				1,054		653		505		0		E38000070
08D	NHS Haringey CCG	Q71	London Area Team	3,703		2,702				1,605		1,097		833		168		E38000072
08E	NHS Harrow CCG	Q71	London Area Team	3,142		2,163				1,377		786		719		260		E38000074
08F	NHS Havering CCG	Q71	London Area Team	4,333		1,479				811		668		1,803		1,051		E38000077
08G	NHS Hillingdon CCG	Q71	London Area Team	4,346		2,691	61.9%	60.5% - 63.4%		1,598	36.8%	1,093	25.1%	1,642	37.8%	13	0.3%	E38000082
07Y	NHS Hounslow CCG	Q71	London Area Team	4,144		1,647				1,010		637		635		1,862		E38000084
08H	NHS Islington CCG	Q71	London Area Team	2,396		1,705				1,195		510		312		379		E38000088
08J	NHS Kingston CCG	Q71	London Area Team	2,380		1,808	76.0%	74.2% - 77.6%		1,315	55.3%	493	20.7%	499	21.0%	73	3.1%	E38000090
08K	NHS Lambeth CCG	Q71	London Area Team	4,498		3,646	81.1%	79.9% - 82.2%		2,300	51.1%	1,346	29.9%	680	15.1%	172	3.8%	E38000092
08L	NHS Lewisham CCG	Q71	London Area Team	4,641		3,353				1,959		1,394		1,040		248	5.3%	E38000098
08R	NHS Merton CCG	Q71	London Area Team	3,083		2,137				1,416		721		721		225		E38000105
08M	NHS Newham CCG	Q71	London Area Team	3,783		2,094				837		1,257		855		834		E38000113
08N	NHS Redbridge CCG	Q71	London Area Team	4,904		3,036				1,568		1,468		1,301		567	11.6%	E38000138
08P	NHS Richmond CCG	Q71	London Area Team	2,774		304				218		86		104		2,366	85.3%	E38000140
08Q	NHS Southwark CCG	Q71	London Area Team	4,110		3,336				2,075		1,261		651		123		E38000171
08T	NHS Sutton CCG	Q71	London Area Team	2,511		1,374				936		438		977		160	6.4%	E38000179
08V	NHS Tower Hamlets CCG	Q71	London Area Team	3,982		2,768				1		2,767		1		1,213		E38000186
08W	NHS Waltham Forest CCG	Q71	London Area Team	4,853		2,150				1,195		955		873		1,830	37.7%	E38000192
08X	NHS Wandsworth CCG	Q71	London Area Team	5,269		4,040	76.7%	75.5% - 77.8%		2,764	52.5%	1,276	24.2%	1,140	21.6%	89	1.7%	E38000193
08Y	NHS West London CCG	Q71	London Area Team	2,415		1,982				1,273		709		432		1		E38000202

Notes:

- Red cells mean that no. of infants due for a 6-8 week checks does not meet validation criteria (see definitions sheet for details).
- Blank cells mean that data does not meet validation criteria (see definitions sheet for details).
- Shaded cells mean that percentage of infants whose breastfeeding status was recorded falls short of data quality standard of 95%.
- Area Team and England actuals and percentages are calculated including the data from those CCGs who have failed the validation criteria.

**Infants 6-8 week breastfeeding status as a percentage of
infants due 6-8 week reviews
by CCGs in England 2013/14 OT**



**Percentage Infants not known breastfeeding as a percentage of infants due
6-8 week reviews by CCGs in England 2013/14 OT
2013/14 actual V Not known target 5%**

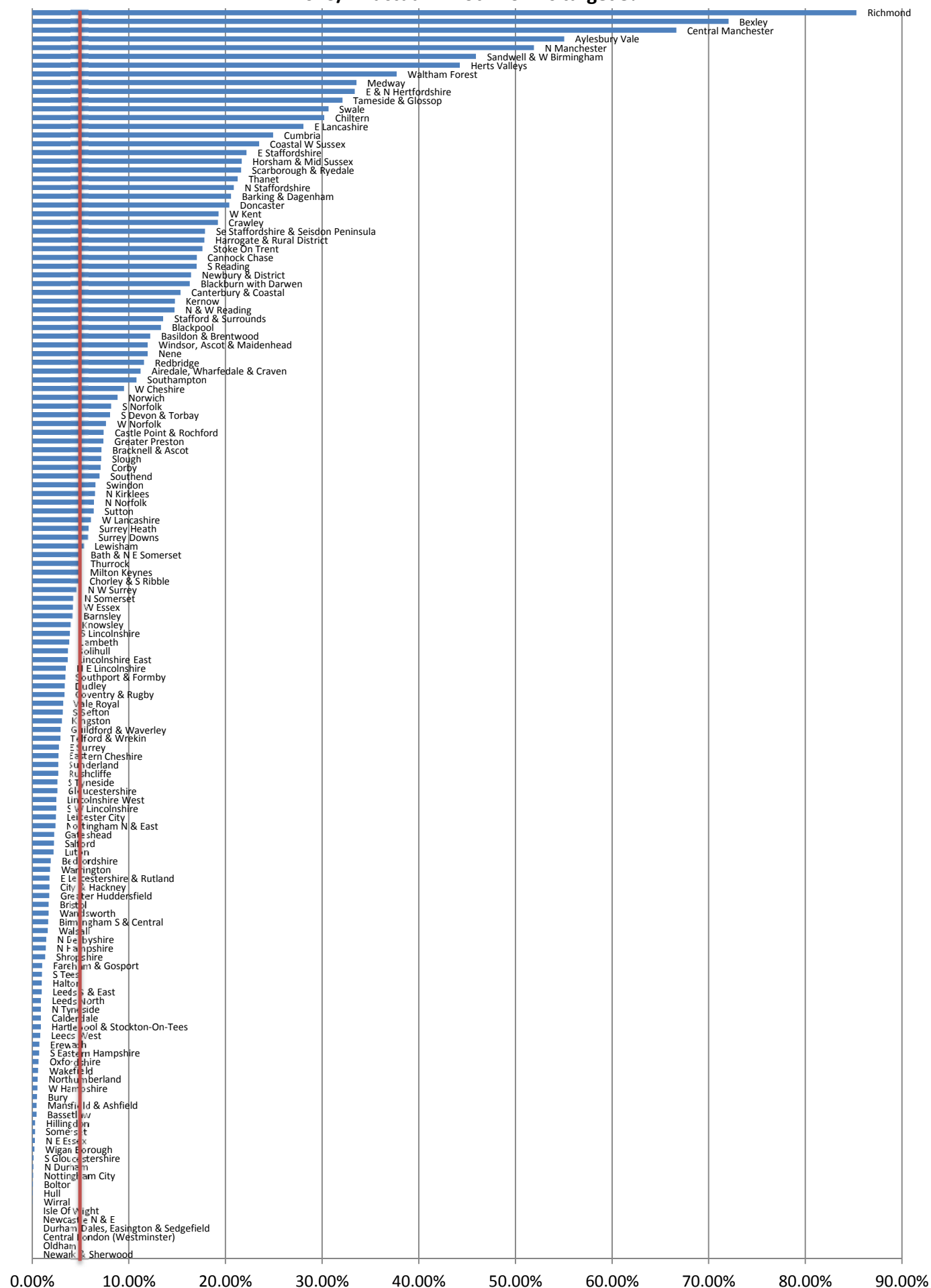


Table 15 : Prevalence of breastfeeding at 6 to 8 weeks, 2013/14 OT, by Local Authority District & GOR

Source: NHS England
Crown Copyright © 2014



		No. of infants due a 6-8 week check (1)		Infants totally or partially breastfed (2)		95% confidence interval		Infants totally breastfed (2)		Infants partially breastfed (2)		Infants not at all breastfed (2)		Infants whose breastfeeding status was not known (3)		ONS Code	
Code	Name	No.	%	No.	%	No.	%	No.	%	No.	%	No.	%	No.	%	No.	%
A	North East	25333		8333		6215		2118		16741		258					
B	North West	81543		26709		19533		7176		44495		10399					
D	Yorks & Humber	59531		24160		17363		6797		31931		3440					
E	East Midlands	48501		21801	44.9%	15664	44.5% - 45.4%	6137	12.7%	24981	51.5%	1719					
F	West Midlands	64344		25364		16577		8767		32066		6614					
G	East of England	66948		30977		21310		9667		27960		7891					
H	London	150003		61928		37229		24699		23251		14823					
J	South East	108070		53087		36500		14587		42558		12425					
K	South West	52026		20231	49.3%	19859	48.9% - 49.7%	3733	12.0%	24806	46.6%	2169					
00EJ	County Durham UA	A	North East	5,427	1,546	28.5%	27.3% - 29.7%	1,159	21.4%	387	7.1%	3,878	71.5%	3	0.1%	E08000047	
00EH	Darlington UA	A	North East	1,185	418	35.3%	32.6% - 38.0%	298	25.1%	120	10.1%	762	64.3%	5	0.4%	E08000005	
00CH	Gateshead MD	A	North East	2,185	796	36.4%	34.4% - 38.5%	636	29.1%	160	7.3%	1,782	81.3%	12	2.2%	E08000020	
00EB	Hartlepool UA	A	North East	1,002	228			193		35		762		12		E06000001	
00EC	Middlesbrough UA	A	North East	18	7			5		2		4		2		E06000002	
00CJ	Newcastle Upon Tyne MD	A	North East	3,328	1,510	45.4%	43.7% - 47.1%	1,090	32.8%	420	12.6%	1,815	54.5%	3	0.1%	E08000021	
00CK	North Tyneside MD	A	North East	2,305	888	38.5%	36.4% - 40.5%	660	28.6%	228	9.9%	1,397	60.6%	20	0.9%	E08000022	
00DM	Northumberland UA	A	North East	2,887	1,072	37.1%	35.4% - 38.9%	799	27.7%	273	9.5%	1,799	62.3%	16	0.6%	E08000048	
00EE	Redcar and Cleveland UA	A	North East	42	8			6		2		26		8		E06000003	
00CL	South Tyneside MD	A	North East	1,603	374	23.3%	21.3% - 25.5%	255	16.2%	115	7.2%	1,188	74.1%	8	2.6%	E08000023	
00EF	Stockton-On-Tees UA	A	North East	2,566	646	27.3%	25.5% - 29.1%	480	20.3%	166	7.0%	1,703	72.0%	17	0.7%	E08000004	
00CM	Sunderland MD	A	North East	2,987	840	28.1%	26.5% - 29.9%	630	21.1%	210	7.0%	2,067	69.2%	80	2.7%	E08000024	
16UB	Allderale LD	B	North West	897	285	31.8%	28.8% - 34.9%	225	25.1%	60	6.7%	582	64.9%	30	3.3%	E10000006	
16UC	Barrow-In-Furness LD	B	North West	757	126			93		33		280		351	46.4%	E10000006	
00EX	Blackburn with Darwen UA	B	North West	2,298	839			587		252		1,087		270	16.1%	E08000008	
00EY	Blackpool UA	B	North West	1,745	490			312		178		1,024		231	13.2%	E06000009	
00BL	Bolton MD	B	North West	3,625	1,450	40.0%	38.4% - 41.6%	1,090	30.1%	360	9.9%	2,172	59.9%	3	0.1%	E08000011	
30UD	Burnley LD	B	North West	1,196	278			202		76		544		374	31.3%	E10000017	
00BM	Bury MD	B	North West	2,403	868	36.1%	34.2% - 38.1%	678	28.2%	190	7.9%	1,523	63.4%	12	0.5%	E08000002	
16UD	Carlisle LD	B	North West	1,176	303			224		79		691		182	15.5%	E10000006	
00ED	Cheshire East UA	B	North West	3,784	1,721	45.5%	43.9% - 47.1%	1,284	33.9%	437	11.5%	1,940	51.3%	123	3.3%	E08000049	
00EW	Cheshire West and Chester UA	B	North West	3,669	1,288			369		2,106		981		275	7.5%	E06000050	
30UE	Chorley LD	B	North West	1,165	401	34.4%	31.7% - 37.2%	302	25.9%	99	8.5%	722	62.0%	42	3.6%	E10000017	
16UE	Copeland LD	B	North West	210	210	29.0%	25.9% - 32.5%	175	24.2%	35	4.8%	496	68.6%	17	2.4%	E10000006	
16UF	Eden LD	B	North West	444	145			128		17		192		107	24.1%	E10000006	
30UF	Fylde LD	B	North West	592	205			160		45		274		113	19.1%	E10000017	
00ET	Halton UA	B	North West	1,814	329	21.7%	19.7% - 23.9%	255	16.8%	74	4.9%	1,170	77.3%	15	1.0%	E08000006	
30UG	Hyndburn LD	B	North West	1,051	243			181		62		458		350	33.3%	E10000017	
00BX	Knowsley MD	B	North West	1,689	328	19.4%	17.6% - 21.4%	240	14.2%	88	5.2%	1,294	76.6%	67	4.0%	E08000011	
30UH	Lancaster LD	B	North West	1,420	504			385		119		785		117	8.3%	E10000017	
009Y	Liverpool MD	B	North West	5,420	1,691	31.2%	30.0% - 32.4%	1,138	21.0%	553	10.2%	3,468	64.4%	237	4.4%	E08000012	
00BN	Manchester MD	B	North West	7,569	1,609			954		655		1,360		4,600	60.8%	E08000003	
008P	Oldham MD	B	North West	3,248	1,260	38.8%	37.1% - 40.5%	761	23.4%	499	15.4%	1,988	61.2%	0	0.0%	E08000004	
30UJ	Pendle LD	B	North West	1,213	361			263		98		518		334	27.5%	E10000017	
30UK	Preston LD	B	North West	1,799	671			422		89		1,031		97	5.4%	E10000017	
30UL	Ribble Valley LD	B	North West	427	179			130		49		148		100	23.4%	E10000017	
008D	Rochdale MD	B	North West	2,188	1,163			895		268		1,011		7		E08000005	
30UM	Rossendale LD	B	North West	794	259			197		62		363		172	21.7%	E10000017	
008R	Salford MD	B	North West	3,325	1,300	39.1%	37.5% - 40.8%	1,051	31.6%	249	7.5%	1,951	58.7%	74	2.2%	E08000006	
00CA	Sefton MD	B	North West	2,850	775	27.2%	25.6% - 28.9%	631	22.1%	144	5.1%	1,982	69.5%	63	3.3%	E08000014	
16UG	South Lakeland LD	B	North West	840	185			139		46		150		505	60.1%	E10000006	
30UN	South Ribble LD	B	North West	1,129	386	34.2%	31.5% - 37.0%	278	24.6%	108	9.6%	690	61.1%	53	4.7%	E10000017	
008Z	St. Helens MD	B	North West	1,783	386			118		118		1,335		42		E08000003	
008S	Stockport MD	B	North West	4,806	2,266			1,898		368		2,507		33		E08000007	
008T	Tameside MD	B	North West	2,651	585			418		167		1,132		934	35.2%	E08000008	
008U	Trafford MD	B	North West	16	3			2		7		2		0		E08000009	
00EU	Warrington UA	B	North West	2,358	863	36.6%	34.7% - 38.6%	674	28.6%	189	8.0%	1,451	61.5%	44	1.9%	E06000007	
30UP	West Lancashire LD	B	North West	1,067	342			229		113		663		62	5.8%	E10000017	
008W	Wigan MD	B	North West	3,546	1,107	31.2%	29.7% - 32.8%	681	19.2%	426	12.0%	2,432	68.6%	7	0.2%	E08000010	
00CB	Wirral MD	B	North West	3,546	1,098	31.0%	29.5% - 32.5%	840	23.7%	247	7.3%	2,447	69.0%	1	0.0%	E08000015	
30UQ	Wyre LD	B	North West	869	207			162		45		497		165	19.0%	E10000017	
00CC	Barnsley MD	D	Yorks & Humber	2,900	816	28.1%	26.5% - 29.8%	621	21.4%	195	6.7%	1,961	67.6%	123	4.2%	E08000016	
00CX	Bradford MD	D	Yorks & Humber	3,119	1,119	40.3%	39.2% - 41.4%	1,508	25.4%	118	15.2%	1,638	56.5%	252	3.3%	E08000032	
00CY	Calderdale MD	D	Yorks & Humber	2,733	1,099	40.2%	38.4% - 42.1%	87		295	10.8%	1,611	58.9%	23	0.8%	E08000033	
36UB	Craven LD	D	Yorks & Humber	444	122			97		25		150		172	38.7%	E10000023	
00CE	Doncaster MD	D	Yorks & Humber	3,688	999			701		198		1,536		751	20.4%	E08000017	
00FB	East Riding of Yorkshire UA	D	Yorks & Humber	2,773	1,185	42.7%	40.9% - 44.6%	922	33.2%	263	9.5%	1,581	57.0%	7	0.3%	E06000011	
36UC	Hambleton LD	D	Yorks & Humber	757	291			229		62		329		137	18.1%	E10000023	
36UD	Harrogate LD	D	Yorks & Humber	695	1,550			548		701		548		178	17.8%	E10000023	
00FA	Kingston-Upon-Hull, City of UA	D	Yorks & Humber	3,936	1,262	32.1%	30.6% - 33.5%	891	22.6%	347	9.4%	2,872	67.9%	2	0.1%	E06000010	
00CZ	Kirklees MD	D	Yorks & Humber	5,479	2,536	46.3%	44.0% - 47.6%	1,604	29.3%	932	17.0%	2,718	49.6%	225	4.1%	E08000034	
00DA	Leeds MD	D	Yorks & Humber	9,910	5,118	51.6%	50.7% - 52.6%	3,785	38.2%	1,333	13.5%	4,704	47.5%	88	0.9%	E08000035	
00FC	North East Lincolnshire UA	D	Yorks & Humber	1,950	506	25.9%	24.1% - 27.9%	362	19.2%	122	6.3%	1,376	70.6%	68	3.5%	E08000012	
00FD	North Lincolnshire UA	D	Yorks & Humber	1,359	477			362		115		870		12		E06000013	
36UE	Richmondshire LD	D	Yorks & Humber	476	186			137		49		212		78		E10000023	
00CF	Rothamham MD	D	Yorks & Humber	1,174	537			530		7		36		601			

Table 15 : Prevalence of breastfeeding at 6 to 8 weeks, 2013/14 OT, by Local Authority District & GOR

Source: NHS England
Crown Copyright © 2014



		No. of infants due a 6-8 week check (1)	Infants totally or partially breastfed (2)		95% confidence interval	Infants totally breastfed (2)		Infants partially breastfed (2)		Infants not at all breastfed (2)		Infants whose breastfeeding status was not known (3)		ONS Code	
Code	Name	No.	%	%		No.	%	No.	%	No.	%	No.	%		
32UH	West Lindsey LD	758		282			216		66		454		22	E10000019	
00CN	Birmingham MD	15,211	8,473	52.3%	51.5% - 53.0%	4,790	29.5%	3,683	22.7%	7,206	44.5%	532	3.3%	E08000025	
47UB	Bromsgrove LD	527		258			189		69		256		13	E10000034	
41UB	Cannock Chase LD	1,272		335			237		98		768		169	13.3%	E10000028
00CO	Coventry MD	3,958	1,535				921		614		1,988		135	E08000026	
00CR	Dudley MD	3,708	1,198	32.3%	30.8% - 33.8%	804	21.7%	394	10.6%	2,362	64.5%	118	3.2%	E08000027	
41UC	East Staffordshire LD	1,422		450			323		127		656		316	22.2%	E10000028
00GA	Herefordshire County UA	1,715	824	48.0%	46.7% - 50.4%	644	37.6%	180	10.5%	886	51.7%	5	0.3%	E09000019	
41UD	Lichfield LD	738		283			199		84		368		87	E10000028	
47UC	Malvern Hills LD	502		271			209		62		219		12	E10000034	
41UE	Newcastle Under Lyme LD	1,189	361				270		91		596		232	19.5%	E10000028
44UB	North Warwickshire LD	648		202	31.2%	27.7% - 34.8%	148	22.8%	54	8.3%	445	68.7%	1	0.2%	E10000031
44UC	Nuneaton and Bedworth LD	1,369		445	32.5%	30.1% - 35.0%	320	23.4%	125	9.1%	924	67.5%	0	0.0%	E10000031
47UD	Redditch LD	975		380			262		118		557		38		E10000034
44UD	Rugby LD	1,226		550	44.5%	41.7% - 47.3%	393	31.8%	157	12.7%	685	55.4%	1	0.1%	E10000021
00CS	Sandwell MD	4,047		1,388			197		141		598		3,111		E08000028
00GG	Shropshire UA	2,721	1,188	43.7%	41.8% - 45.5%	887	32.4%	307	11.3%	1,490	54.8%	43	1.6%	E06000051	
00CT	Solihull MD	2,423	1,030	42.5%	40.6% - 44.5%	727	30.0%	303	12.5%	1,350	55.7%	43	1.8%	E08000029	
41UF	South Staffordshire LD	819		262			192		70		391		166	20.3%	E10000028
41UG	Stafford LD	1,201		463			343		120		569		169	14.1%	E10000028
41UH	Staffordshire Moorlands LD	778		243			186		57		349		178		E10000028
00GL	Stoke-On-Trent UA	3,548		927			652		275		1,999		622	17.5%	E08000021
44UE	Stratford-On-Avon LD	1,029		523	50.8%	47.8% - 53.9%	382	37.1%	151	13.7%	503	48.9%	3	0.3%	E10000031
41UK	Tamworth LD	1,520		258			189		89		524		238	23.3%	E10000028
00CF	Telford and Wrekin UA	2,130		722	33.9%	31.9% - 35.9%	512	24.0%	210	9.9%	1,346	63.2%	62	2.9%	E08000020
00CU	Walsall MD	3,609		1,273	35.3%	33.7% - 36.8%	780	21.6%	493	13.7%	2,278	63.1%	58	1.6%	E08000030
44UF	Warwick LD	1,430		781	54.3%	51.7% - 56.8%	572	39.7%	209	14.5%	649	45.1%	9	0.6%	E10000031
00CW	Wolverhampton MD	940		2,307			596		344		1,225		172		E08000021
47UE	Worcester LD	933		400			305		95		509		24		E10000034
47UF	Wychnion LB	698		308			244		64		349		41		E10000034
47UG	Wyre Forest	143		65			4		1		291		110		E10000034
42UB	Babergh LD	10		5			1		0		5		0		E10000029
22UB	Basildon LD	2,427		859			582		277		1,314		254	10.5%	E10000012
00KB	Bedford UA	988		2,000	49.3%	47.1% - 51.5%	687	34.4%	299	15.0%	981	49.1%	33	1.7%	E09000056
22UC	Braine RD	2,621		1,788			1,183		605		822		11		E10000012
33UB	Breckland LD	1,462		592			439		153		759		111	7.6%	E10000020
22UD	Brentwood LD	303		763			333		215		333		127	16.6%	E10000012
33UC	Broadland LD	1,000		491			386		105		446		63		E10000020
26UB	Broxbourne LD	1,249		315			186		129		414		520	41.6%	E10000015
12UB	Cambridge LD	1,833		1,137			820		317		410		86	5.3%	E10000003
22UE	Castle Point LD	900		226			157		69		606		68	7.6%	E10000012
00KC	Central Bedfordshire UA	2,963		1,322	44.6%	42.8% - 46.4%	982	33.1%	340	11.5%	1,586	53.5%	55	1.9%	E06000056
22UF	Chesham LD	3,484		2,458			1,439		1,019		1,005		21		E10000012
22UG	Colchester LD	2,193		1,214	55.4%	53.3% - 57.4%	809	36.9%	405	18.5%	970	44.2%	9	0.4%	E10000012
26UC	Dacorum LD	1,961		622			423		199		528		811	41.4%	E10000015
12UC	East Cambridgeshire LD	914		548			396		152		347		119		E10000003
26UD	East Hertfordshire LD	1,545		389			273		355		448		810	52.8%	E10000015
22UH	Epping Forest LD	1,365		620	45.4%	42.8% - 48.1%	445	32.6%	175	12.8%	679	49.7%	66	4.8%	E10000012
12UD	Farnham LD	1,325		490	37.0%	34.4% - 39.6%	351	26.5%	139	10.5%	802	60.5%	33	2.5%	E10000003
42UC	Forest Heath LD	0		4			0		0		0		4		E10000029
33UC	Great Yarmouth LD	855		335			277		58		502		18		E10000020
22UJ	Harlow LD	1,292		548	42.4%	39.7% - 45.1%	385	29.8%	163	12.6%	694	53.7%	50	3.9%	E10000012
26UE	Hemel Hempstead LD	1,527		488			300		168		413		646	42.3%	E10000015
12UE	Huntingdonshire LD	1,973		966	49.0%	46.8% - 51.2%	703	35.6%	263	13.3%	941	47.7%	66	3.3%	E10000003
42UD	Ipswich LD	10		4			3		1		4		2		E10000029
33UE	Kings Lynn and West Norfolk LD	1,607		547			410		942		118		736	7.3%	E10000020
00KA	Luton UA	3,589		1,991	55.5%	53.8% - 57.1%	1,215	33.9%	776	21.6%	1,522	42.4%	75	2.1%	E06000032
22UK	Malden LD	870		587			423		164		281		2		E10000012
42UE	Mid Suffolk LD	17		5			2		3		7		5		E10000029
26UF	North Hertfordshire LD	1,302		548			388		159		434		158		E10000015
33UF	North Norfolk LD	820		358			249		109		404		58	7.1%	E10000020
33UG	Norwich LD	1,991		962			721		241		859		170	8.5%	E10000020
00LA	Peterborough UA	1,237		2,794	44.4%	42.8% - 46.3%	1,456	31.1%	867	13.3%	1,456	52.3%	91	3.3%	E09000001
22UL	Rochford LD	906		345			255		90		465		66	7.3%	E10000012
12UG	South Cambridgeshire LD	1,348		900			641		259		393		55		E10000003
33UH	South Norfolk LD	1,240		620			447		147		480		121	9.8%	E10000020
00KF	Southend-On-Sea UA	2,404		948			675		273		1,289		67	6.9%	E06000033
26UG	St. Albans LD	2,064		799			566		233		258		1,007	48.8%	E10000015
42UF	St. Edmundsbury LD	16		8			5		2		5		5		E10000029
26UH	Stevenage LD	1,201		439			273		166		523		239	19.9%	E10000015
42UG	Suffolk Coastal LD	5		2			0		2		1		2		E10000029
22UN	Tendring LD	1,341		548	40.7%	38.1% - 43.4%	364	27.1%	186	13.6%	794	59.2%	1	0.1%	E10000012
42UJ	Three Rivers LD	808		296			198		68		223		289		E10000015
00KG	Thurrock UA	2,227		1,093	49.1%	47.0% - 51.2%	767	34.4%	326	14.6%	1,028	46.2%	106	4.8%	E06000034
22UJ	Uttlesford LD	935		501	53.6%	50.4% - 56.8%	389	41.6%	112	12.0%	404	43.2%	30	3.2%	E10000012
26UK	Watford LD	1,462		477			289		276		709		709	48.8%	E10000015
42UH	Waveney LD	986		311			126		541		441		8		E10000029
26UL	Welwyn Hatfield LD	1,447		645			385		260		542		360	24.9%	E10000015
00AB	Barking and Dagenham LB	4,402		2,035			822		1,447		1,213		920	20.8%	E09000002
00AC	Barnet LB	3		1			0		1		0		1		E09000003
00AD	Bexley LB	2,673		419			264		155		416		1,838		E09000004
00AE	Brent LB	4,944		3,511			2,054		1,457		2,054		406	8.3%	E09000005
00AF	Bromley LB	2,572		1,517			1,015		502		1,038		19		E09000006
00AG	Camden LB	2,326		1,789			1,174		615		426		111		E09000007
00AA	City of London LB	69		73	82.2%	71.9% - 89.3%	45	61.8%	11	20.5%	45	15.1%	2	2.7%	E09000008
00AH	Croydon LB	5,195		3,646	70.2%	68.9% - 71.4%	2,016	38.8%	1,630	31.4%	1,544	29.7%	5	0.1%	E09000008
00AJ	Ealing LB	3		0			0		0		1		2		

Table 15 : Prevalence of breastfeeding at 6 to 8 weeks, 2013/14 OT, by Local Authority District & GOR

Source: NHS England
Crown Copyright © 2014



				No. of infants due a 6-8 week check (1)		Infants totally or partially breastfed (2)		95% confidence interval		Infants totally breastfed (2)		Infants partially breastfed (2)		Infants not at all breastfed (2)		Infants whose breastfeeding status was not known (3)		
Code	Name	Code	GOR Name	No.	%	No.	%	No.	%	No.	%	No.	%	No.	%	No.	%	ONS Code
J	11UC Chilham LD	J	South East	818		360		241		119		219		237				E10000002
J	45UE Crawley LD	J	South East	1,702		740		499		241		635		327				E10000032
J	29UD Dartford LD	J	South East	1,455		527		325		202		737		191				E10000016
J	29UE Dover LD	J	South East	1,072		298		215		83		500		274				E10000016
J	24UC East Hampshire LD	J	South East	1,198		629	52.5%	49.7%	55.3%	458	38.2%	171	14.3%	557	46.5%	12	1.0%	E10000014
J	21UC Eastbourne LD	J	South East	2,479		1,708		1,452		256		733		138				E10000011
J	24UD Eastleigh LD	J	South East	1,858		909	48.9%	46.7%	51.2%	673	36.2%	236	12.7%	932	50.2%	17	0.9%	E10000014
J	43UB Elmbridge LD	J	South East	1,894		1,087	64.2%	61.9%	66.4%	750	44.3%	337	19.9%	528	31.2%	79	4.7%	E10000030
J	43UC Epsom and Ewell LD	J	South East	871		520	59.7%	56.4%	62.9%	390	44.8%	130	14.9%	317	36.4%	34	3.9%	E10000030
J	24UE Fareham LD	J	South East	1,287		609	47.3%	44.6%	50.1%	451	35.0%	158	12.3%	666	51.7%	12	0.9%	E10000014
J	24UF Gosport LD	J	South East	1,059		334	31.5%	28.8%	34.4%	253	23.9%	81	7.6%	713	67.3%	12	1.1%	E10000014
J	29UG Gravesham LD	J	South East	1,431		465		312		153		671		295				E10000016
J	43UD Guildford LD	J	South East	1,129		731		540		191		349		43				E10000030
J	24UG Hart LD	J	South East	1,180		682	57.8%	55.0%	60.6%	481	40.8%	201	17.0%	488	41.4%	10	0.8%	E10000014
J	21UD Haslemere LD	J	South East	2,567		1,540		1,287		273		1,006		21				E10000011
J	24UH Havant LD	J	South East	1,439		523	36.3%	33.9%	38.9%	372	25.9%	151	10.5%	909	63.2%	7	0.5%	E10000014
J	45UF Horsham LD	J	South East	1,271		615		473		142		398		258				E10000032
J	00MA Isle of Wight UA	J	South East	1,257		558	44.4%	41.7%	47.2%	401	31.9%	157	12.5%	699	55.6%	0	0.0%	E06000046
J	21UF Lewes LD	J	South East	2,247		1,344		1,091		253		665		238				E10000011
J	29UH Maidstone LD	J	South East	1,779		687		498		189		805		287				E10000016
J	06UC Medway UA	J	South East	3,481		1,039		674		365		1,272		1,170				E06000035
J	45UG Mid Sussex LD	J	South East	1,525		720		558		162		468		337				E10000032
J	00MG Milton Keynes UA	J	South East	4,014		2,069	51.5%	50.0%	53.1%	1,254	31.2%	815	20.3%	1,750	43.6%	195	4.9%	E06000042
J	43UE Mole Valley LD	J	South East	769		470		359		111		242		57				E10000030
J	24UJ New Forest LD	J	South East	1,753		880	50.2%	47.9%	52.9%	657	37.5%	223	12.7%	863	49.2%	10	0.6%	E10000014
J	38UC Oxford LD	J	South East	1,946		1,341	68.4%	66.3%	70.4%	974	50.1%	357	18.3%	608	31.2%	7	0.4%	E10000025
J	00MR Portsmouth UA	J	South East	2,474		961		673		288		1,352		161				E06000044
J	00MC Reading UA	J	South East	2,978		1,530		950		580		978		470				E150000038
J	43UF Reigate and Banstead LD	J	South East	1,622		927	57.2%	54.7%	59.9%	664	40.9%	263	16.2%	652	40.2%	43	2.7%	E10000030
J	21UG Rother LD	J	South East	1,529		994		835		155		513		22				E10000011
J	43UG Rushmeade LD	J	South East	457		268		328		129		258		49				E10000030
J	24UL Rushmoor LD	J	South East	1,428		686	48.1%	45.5%	50.7%	428	30.0%	258	18.1%	724	50.8%	16	1.1%	E10000014
J	29UK Severnside LD	J	South East	1,102		469		353		116		424		209				E10000016
J	29UL Shepway LD	J	South East	1,656		351		248		488		216		216				E10000016
J	00MD Slough UA	J	South East	2,414		1,357		693		900		157		65				E06000039
J	11UE South Bucks LD	J	South East	810		296		198		96		226		288				E10000002
J	38UD South Oxfordshire LD	J	South East	1,411		842	59.7%	57.1%	62.2%	548	45.9%	368	13.7%	544	38.6%	25	1.8%	E10000025
J	00MS Southampton UA	J	South East	3,167		1,403		1,004		399		1,422		342				E10000045
J	43UH Spelthorpe LD	J	South East	1,223		628	51.3%	48.5%	54.1%	427	34.9%	201	16.4%	542	44.3%	53	4.3%	E10000030
J	43UJ Surrey Heath LD	J	South East	1,682		565	52.2%	49.2%	55.2%	380	35.1%	185	17.1%	465	43.0%	52	4.8%	E10000030
J	29UM Sussex LD	J	South East	1,610		361		268		113		761		468				E10000016
J	43UK Tandridge LD	J	South East	814		472		351		121		316		26				E10000030
J	24UN Test Valley LD	J	South East	1,225		574	46.9%	44.1%	49.7%	440	35.9%	134	10.9%	642	52.4%	9	0.7%	E10000014
J	29UN Thames LD	J	South East	1,567		424		305		119		810		313				E10000016
J	29UP Torbridge and Malling LD	J	South East	1,406		516		375		149		549		341				E10000016
J	29UQ Torbridge Wells LD	J	South East	1,253		643		482		161		380		230				E10000016
J	38UE Vale of White Horse LD	J	South East	1,319		732	55.5%	52.8%	58.2%	470	43.2%	162	12.3%	558	42.3%	29	2.2%	E10000025
J	43UL Wareley LD	J	South East	942		622		468		154		303		180				E10000030
J	21UH Wealden LD	J	South East	3,024		1,913		1,598		315		831		270				E10000011
J	00MB West Berkshire UA	J	South East	1,616		767		529		258		602		241				E06000037
J	38UF West Oxfordshire LD	J	South East	1,202		681	56.7%	53.8%	59.4%	530	44.1%	151	12.6%	512	42.6%	9	0.7%	E10000025
J	24UP Winchester LD	J	South East	1,338		868	64.9%	62.3%	67.4%	638	47.7%	230	17.2%	467	34.9%	9	0.2%	E10000014
J	00ME Windsor and Maidenhead UA	J	South East	1,034		1,745		675		359		551		160				E06000040
J	43UM Woking LD	J	South East	1,301		798	61.3%	58.7%	63.9%	545	41.9%	253	19.4%	443	34.1%	60	4.6%	E10000030
J	00MF Wokingham UA	J	South East	1,423		744		535		209		462		217				E06000041
J	45UH Worthing LD	J	South East	1,114		427		323		104		357		330				E10000032
J	11UF Wycombe LD	J	South East	2,206		885		562		323		729		562				E10000032
J	00HA Bath and North East Somerset UA	K	South West	1,847		1,108	60.0%	57.7%	62.2%	823	44.6%	285	15.4%	649	35.1%	90	4.9%	E06000022
J	00HN Bournemouth UA	K	South West	1,965		1,114		800		314		751		100				E06000028
J	00HB Bristol UA	K	South West	6,370		3,726	58.5%	57.3%	59.7%	2,655	41.7%	1,071	16.8%	2,536	39.8%	108	1.7%	E06000023
J	23UB Cheltenham LD	K	South West	1,426		816	57.2%	54.6%	59.6%	659	46.2%	157	11.0%	563	39.5%	47	3.3%	E10000013
J	19UC Christchurch LD	K	South West	449		229	51.0%	46.4%	55.6%	189	42.1%	40	8.9%	220	49.0%	0	0.0%	E10000009
J	00HE Cornwall UA	K	South West	5,405		2,293		1,774		519		2,321		791				E140000052
J	23UC Cotswold LD	K	South West	678		388	56.9%	53.2%	60.6%	316	46.6%	70	10.3%	286	42.2%	6	0.9%	E10000013
J	18UB East Devon LD	K	South West	0		0		0		0		0		0				E10000008
J	19UD East Dorset LD	K	South West	529		311		247		64		218		1				E10000009
J	18UC Exeter LD	K	South West	#N/A		0		0		0		0		0				E10000008
J	23UD Forest of Dean LD	K	South West	846		302		217		85		331		13				E10000013
J	23UE Gloucester LD	K	South West	1,775		747	42.1%	39.8%	44.4%	548	30.9%	199	11.2%	993	55.9%	35	2.0%	E10000013
J	00HF Isles of Scilly UA	K	South West	23		14		3		11		3		8				E06000053
J	40UB Mendip LD	K	South West	996		534		437		97		460		2				E10000027
J	18UD Mid Devon LD	K	South West	1		1		0		0		0		1				E10000008
J	18UE North Devon LD	K	South West	976		534	54.7%	51.6%	57.8%	397	40.7%	137	14.0%	441	45.2%	1	0.1%	E10000008
J	19UE North Dorset LD	K	South West	628		321	51.1%	48.4%	53.7%	248	39.6%	92	14.6%	260	41.7%	1	0.1%	E10000009
J	00HC North Somerset UA	K	South West	2,162		1,016	47.0%	44.9%	49.1%	764	35.3%	252	11.7%	1,054	48.8%	92	4.3%	E06000024
J	00HG Plymouth UA	K	South West	3,102		1,189	38.3%	36.8%	40.1%	827	26.7%	8.6%	0.2%	1,827	58.9%	86	2.8%	E06000026
J	00HP Poole UA	K	South West	1,472		725	49.3%	46.7%	51.8%	529	35.9%	196	13.3%	685	46.5%	62	4.2%	E06000029
J	19UG Purbeck LD	K	South West	1,296		136		114		22		97</						

Data submitted by providers against registered practice code is to be published on an annual basis irrespective of data quality concerns.

GP practice codes where there have been no data submitted against have been excluded from the publication.

Data between 5-1 has been suppressed and replaced with * in the data columns

If the denominator is the less 20 any percentage derived from that figure could misleading as it is the by-product of a small number so publish the percentage in ***italics***.

In the columns called percentage of infants being breastfed (Total or partial), percentage of infants totally Breastfed, percentage of infants partially breastfed, percentage infants not at all breastfed and percentage infants with no known status Zero is represented by "-"

General Practices are published based on the NHS England Area Team and CCG geography.

Table 16 Q44 CHESHIRE, WARRINGTON AND WIRRAL AREA TEAM

Table 16 Q45 DURHAM, DARLINGTON AND TEES AREA TEAM

Table 16 Q46 GREATER MANCHESTER AREA TEAM

Table 16 Q47 LANCASHIRE AREA TEAM

Table 16 Q48 MERSEYSIDE AREA TEAM

Table 16 Q49 CUMBRIA, NORTHUMBERLAND, TYNE AND WEAR AREA TEAM

Table 16 Q50 NORTH YORKSHIRE AND HUMBER AREA TEAM

Table 16 Q51 SOUTH YORKSHIRE AND BASSETLAW AREA TEAM

Table 16 Q52 WEST YORKSHIRE AREA TEAM

Table 16 Q53 ARDEN, HEREFORDSHIRE AND WORCESTERSHIRE AREA TEAM

Table 16 Q54 BIRMINGHAM AND THE BLACK COUNTRY AREA TEAM

Table 16 Q55 DERBYSHIRE AND NOTTINGHAMSHIRE AREA TEAM

Table 16 Q56 EAST ANGLIA AREA TEAM

Table 16 Q57 ESSEX AREA TEAM

Table 16 Q58 HERTFORDSHIRE AND THE SOUTH MIDLANDS AREA TEAM

Table 16 Q59 LEICESTERSHIRE AND LINCOLNSHIRE AREA TEAM

Table 16 Q60 SHROPSHIRE AND STAFFORDSHIRE AREA TEAM

Table 16 Q64 BATH, GLOUCESTERSHIRE, SWINDON AND WILTSHIRE AREA TEAM

Table 16 Q65 BRISTOL, NORTH SOMERSET, SOMERSET AND SOUTH GLOUCESTERSHIRE AREA TEAM

Table 16 Q66 DEVON, CORNWALL AND ISLES OF SCILLY AREA TEAM

Table 16 Q67 KENT AND MEDWAY AREA TEAM

Table 16 Q68 SURREY AND SUSSEX AREA TEAM

Table 16 Q69 THAMES VALLEY AREA TEAM

Table 16 Q70 WESSEX AREA TEAM

Table 16 Q71 LONDON AREA TEAM

Table 16 : Prevalence of breastfeeding at 6 to 8 weeks , by GP Practice, CCG, Area Team 2013/14 - Annual

Source: NHS England

Crown Copyright © 2014



Code	CCG Name	Code	GP Practice name	Number of Infant due a check	Percentage of infants being breastfed (Total or partial)	Percentage of infants totally Breastfed	Percentage of infants partially breastfed	Percentage infants not at all breastfed	Percentage infants with no known status
01C	NHS EASTERN CHESHIRE CCG	N81002	KENMORE MEDICAL CENTRE	118	59%	42%	18%	41%	0%
01C	NHS EASTERN CHESHIRE CCG	N81013	HIGH STREET SURGERY	92	46%	32%	14%	51%	3%
01C	NHS EASTERN CHESHIRE CCG	N81021	MCILVRIDE MEDICAL PRACT	33	88%	52%	36%	*	0%
01C	NHS EASTERN CHESHIRE CCG	N81022	BOLLINGTON MEDICAL CENTRE	79	61%	47%	14%	37%	3%
01C	NHS EASTERN CHESHIRE CCG	N81026	TOFT ROAD SURGERY	106	65%	48%	17%	34%	1%
01C	NHS EASTERN CHESHIRE CCG	N81027	READESMOOR MED.GRP.PRACT	115	47%	38%	9%	50%	3%
01C	NHS EASTERN CHESHIRE CCG	N81029	SOUTH PARK SURGERY	146	38%	27%	11%	61%	1%
01C	NHS EASTERN CHESHIRE CCG	N81033	16 GEORGE STREET	72	68%	50%	18%	32%	0%
01C	NHS EASTERN CHESHIRE CCG	N81042	MANCHESTER ROAD MED/CTR	67	72%	60%	12%	25%	3%
01C	NHS EASTERN CHESHIRE CCG	N81049	ANNANDALE MEDICAL CENTRE	61	56%	44%	11%	39%	5%
01C	NHS EASTERN CHESHIRE CCG	N81052	LAWTON HOUSE SURGERY	87	34%	28%	7%	62%	3%
01C	NHS EASTERN CHESHIRE CCG	N81062	CUMBERLAND HOUSE	150	45%	34%	11%	55%	0%
01C	NHS EASTERN CHESHIRE CCG	N81069	CHELFORD SURGERY	18	50%	44%	*	50%	0%
01C	NHS EASTERN CHESHIRE CCG	N81070	HANDFORTH HEALTH CENTRE	122	46%	28%	18%	48%	6%
01C	NHS EASTERN CHESHIRE CCG	N81073	PRIORSLEIGH MEDICAL CTR.	82	59%	49%	10%	39%	2%
01C	NHS EASTERN CHESHIRE CCG	N81077	HOLMES CHAPEL HEALTH CTR	79	53%	47%	*	33%	14%
01C	NHS EASTERN CHESHIRE CCG	N81085	PARK LANE HOUSE MED CTR	96	46%	30%	16%	53%	1%
01C	NHS EASTERN CHESHIRE CCG	N81086	WILMSLOW HEALTH CENTRE	170	69%	54%	15%	26%	5%
01C	NHS EASTERN CHESHIRE CCG	N81088	PARK GREEN HOUSE SURGERY	108	38%	29%	9%	61%	1%
01C	NHS EASTERN CHESHIRE CCG	N81112	THE SCHOOLHOUSE SURGERY	43	56%	51%	*	40%	5%
01C	NHS EASTERN CHESHIRE CCG	N81118	MEADOWSIDE MEDICAL CENTRE	93	49%	37%	13%	46%	4%
01C	NHS EASTERN CHESHIRE CCG	N81632	BROKEN CROSS SURGERY	77	47%	34%	13%	52%	1%
01R	NHS SOUTH CHESHIRE CCG	N81008	CEDARS MEDICAL CENTRE	82	46%	39%	7%	51%	2%
01R	NHS SOUTH CHESHIRE CCG	N81010	NANTWICH HEALTH CENTRE	62	52%	37%	15%	42%	6%
01R	NHS SOUTH CHESHIRE CCG	N81015	DELAMERE PRACTICE	159	33%	25%	8%	67%	1%
01R	NHS SOUTH CHESHIRE CCG	N81016	MILCROFT MEDICAL CENTRE	230	36%	27%	8%	64%	0%
01R	NHS SOUTH CHESHIRE CCG	N81032	ASHFIELDS P/CARE CENTRE	174	45%	32%	13%	43%	12%
01R	NHS SOUTH CHESHIRE CCG	N81039	OAKLANDS	109	30%	26%	*	60%	10%
01R	NHS SOUTH CHESHIRE CCG	N81043	HASLINGTON SURGERY	36	42%	33%	*	50%	8%
01R	NHS SOUTH CHESHIRE CCG	N81044	HUNGERFORD MEDICAL CENTRE	115	37%	30%	7%	62%	2%
01R	NHS SOUTH CHESHIRE CCG	N81047	THE KILTEARN MEDICAL CTR.	123	45%	34%	11%	50%	5%
01R	NHS SOUTH CHESHIRE CCG	N81053	EARNSWOOD MEDICAL CENTRE	188	27%	18%	10%	70%	3%
01R	NHS SOUTH CHESHIRE CCG	N81068	GROSVENOR MEDICAL CENTRE	145	23%	12%	10%	75%	2%
01R	NHS SOUTH CHESHIRE CCG	N81071	95 CINDERHILL LANE	27	52%	41%	*	48%	0%
01R	NHS SOUTH CHESHIRE CCG	N81084	ROPE GREEN MEDICAL CENTRE	142	49%	31%	18%	49%	2%
01R	NHS SOUTH CHESHIRE CCG	N81090	TUDOR SURGERY	43	35%	26%	*	65%	0%
01R	NHS SOUTH CHESHIRE CCG	N81111	MEREPARK MEDICAL CENTRE	53	36%	23%	13%	62%	2%
01R	NHS SOUTH CHESHIRE CCG	N81642	THE ACORNS SURGERY	50	34%	28%	*	62%	4%
02D	NHS VALE ROYAL CCG	N81024	SWANLOW MEDICAL CENTRE	119	24%	18%	6%	75%	2%
02D	NHS VALE ROYAL CCG	N81025	FIRDALE MEDICAL CENTRE	100	32%	24%	8%	62%	6%
02D	NHS VALE ROYAL CCG	N81040	HIGH STREET MED/PRACTICE	75	31%	20%	11%	64%	5%
02D	NHS VALE ROYAL CCG	N81051	THE WEAVERHAM SURGERY	81	31%	23%	7%	62%	7%
02D	NHS VALE ROYAL CCG	N81055	2 WATLING STREET	80	38%	30%	8%	60%	3%
02D	NHS VALE ROYAL CCG	N81061	WITTON STREET SURGERY	66	35%	26%	9%	64%	2%

Table 16 : Prevalence of breastfeeding at 6 to 8 weeks , by GP Practice, CCG, Area Team 2013/14 - Annual

Source: NHS England

Crown Copyright © 2014



Code	CCG Name	Code	GP Practice name	Number of Infant due a check	Percentage of infants being breastfed (Total or partial)	Percentage of infants totally Breastfed	Percentage of infants partially breastfed	Percentage infants not at all breastfed	Percentage infants with no known status
02D	NHS VALE ROYAL CCG	N81067	OAKWOOD MEDICAL CENTRE	103	40%	26%	14%	52%	8%
02D	NHS VALE ROYAL CCG	N81074	THE SURGERY	47	17%	15%	*	83%	0%
02D	NHS VALE ROYAL CCG	N81087	DANEBRIDGE MEDICAL CENTRE	233	48%	39%	9%	51%	2%
02D	NHS VALE ROYAL CCG	N81113	163 MIDDLEWICH ROAD	79	22%	13%	9%	77%	1%
02D	NHS VALE ROYAL CCG	N81123	WILLOW WOOD SURGERY	73	30%	21%	10%	67%	3%
02D	NHS VALE ROYAL CCG	N81127	THE WEAVER VALE SURGERY	95	19%	15%	*	80%	1%
02E	NHS WARRINGTON CCG	N81007	HOLES LANE MEDICAL CENTRE	96	24%	16%	8%	74%	2%
02E	NHS WARRINGTON CCG	N81012	GUARDIAN STREET MED/CTR	123	36%	28%	7%	63%	1%
02E	NHS WARRINGTON CCG	N81014	BROOKFIELD SURGERY	77	62%	58%	*	31%	6%
02E	NHS WARRINGTON CCG	N81020	PENKENTH HEALTH CENTRE	118	38%	28%	10%	59%	3%
02E	NHS WARRINGTON CCG	N81028	CAUSEWAY MEDICAL CENTRE	76	28%	17%	11%	72%	0%
02E	NHS WARRINGTON CCG	N81036	SPRINGFIELD MEDICAL CENTRE	66	27%	23%	*	71%	2%
02E	NHS WARRINGTON CCG	N81041	THE PARTNERS OF HELSBY STREET MEDICAL CENTRE	101	32%	29%	*	67%	1%
02E	NHS WARRINGTON CCG	N81048	FEARNHEAD CROSS MED.CTR.	185	18%	15%	4%	82%	0%
02E	NHS WARRINGTON CCG	N81056	THE MEDICAL CENTRE	141	34%	27%	7%	65%	1%
02E	NHS WARRINGTON CCG	N81059	THE SURGERY	56	36%	29%	*	61%	4%
02E	NHS WARRINGTON CCG	N81065	LATCHFORD MEDICAL CENTRE	102	28%	21%	8%	70%	2%
02E	NHS WARRINGTON CCG	N81075	STOCKTON HEATH MED.CENTRE	167	50%	35%	15%	46%	4%
02E	NHS WARRINGTON CCG	N81083	PARKVIEW MEDICAL PRACTICE	95	29%	24%	*	66%	4%
02E	NHS WARRINGTON CCG	N81089	GREENBANK SURGERY	96	19%	18%	*	79%	2%
02E	NHS WARRINGTON CCG	N81097	DALLAM LANE MEDICAL CENTRE	26	35%	31%	*	65%	0%
02E	NHS WARRINGTON CCG	N81107	280 MANCHESTER ROAD	37	38%	35%	*	62%	0%
02E	NHS WARRINGTON CCG	N81108	LAKESIDE SURGERY	118	62%	56%	6%	36%	2%
02E	NHS WARRINGTON CCG	N81109	PADGATE MEDICAL CENTRE	71	37%	31%	*	63%	0%
02E	NHS WARRINGTON CCG	N81114	BIRCHWOOD MEDICAL CENTRE	131	38%	27%	11%	62%	0%
02E	NHS WARRINGTON CCG	N81122	WESTBROOK MEDICAL CENTRE	96	58%	32%	26%	41%	1%
02E	NHS WARRINGTON CCG	N81623	STRETTON MEDICAL CENTRE	19	47%	47%	-	47%	5%
02E	NHS WARRINGTON CCG	N81628	ERIC MOORE PARTNERSHIP	121	26%	19%	7%	70%	3%
02E	NHS WARRINGTON CCG	N81634	CCA CARE PARTNERSHIP	137	53%	42%	10%	44%	4%
02E	NHS WARRINGTON CCG	N81637	COCKHEDGE MEDICAL CTR	32	38%	28%	*	63%	0%
02E	NHS WARRINGTON CCG	N81645	4 SEASONS MEDICAL CENTRE	40	25%	18%	*	75%	0%
02E	NHS WARRINGTON CCG	Y01108	FAIRFIELD SURGERY	31	26%	19%	*	74%	0%
02F	NHS WEST CHESHIRE CCG	N81005	HELSBY HEALTH CENTRE	92	40%	27%	13%	53%	7%
02F	NHS WEST CHESHIRE CCG	N81006	BUNBURY MEDICAL PRACTICE	32	50%	44%	*	38%	13%
02F	NHS WEST CHESHIRE CCG	N81009	HEATH LANE MEDICAL CENTRE	57	46%	39%	*	39%	16%
02F	NHS WEST CHESHIRE CCG	N81017	FRODSHAM MEDICAL PRACTICE	47	36%	23%	13%	55%	9%
02F	NHS WEST CHESHIRE CCG	N81018	THE HEALTH CENTRE	54	54%	39%	15%	43%	4%
02F	NHS WEST CHESHIRE CCG	N81023	WHITBY GROUP PRACTICE SURGERY (GREEN)	42	24%	*	*	62%	14%
02F	NHS WEST CHESHIRE CCG	N81030	THE KNOLL	90	49%	38%	11%	44%	7%
02F	NHS WEST CHESHIRE CCG	N81031	THE HEALTH CENTRE	41	59%	46%	*	39%	2%
02F	NHS WEST CHESHIRE CCG	N81034	BOUGHTON MEDICAL GROUP	145	52%	44%	8%	35%	12%
02F	NHS WEST CHESHIRE CCG	N81038	DRS DAVIES	38	50%	39%	*	45%	5%
02F	NHS WEST CHESHIRE CCG	N81046	PARK MEDICAL CENTRE	118	52%	41%	11%	42%	6%
02F	NHS WEST CHESHIRE CCG	N81050	THE GREAT SUTTON MED.CTR.	79	22%	13%	9%	63%	15%

Table 16 : Prevalence of breastfeeding at 6 to 8 weeks , by GP Practice, CCG, Area Team 2013/14 - Annual

Source: NHS England

Crown Copyright © 2014



Code	CCG Name	Code	GP Practice name	Number of Infant due a check	Percentage of infants being breastfed (Total or partial)	Percentage of infants totally Breastfed	Percentage of infants partially breastfed	Percentage infants not at all breastfed	Percentage infants with no known status
02F	NHS WEST CHESHIRE CCG	N81060	NESTON SURGERY	70	36%	30%	*	59%	6%
02F	NHS WEST CHESHIRE CCG	N81063	YORK ROAD GROUP PRACTICE	176	18%	13%	5%	68%	15%
02F	NHS WEST CHESHIRE CCG	N81079	THE ELMS MEDICAL CENTRE	131	47%	36%	11%	47%	6%
02F	NHS WEST CHESHIRE CCG	N81080	NORTHGATE STREET MED CTRE	46	26%	22%	*	65%	9%
02F	NHS WEST CHESHIRE CCG	N81081	GARDEN LANE MEDICAL CTR.	81	56%	43%	12%	42%	2%
02F	NHS WEST CHESHIRE CCG	N81082	CITY WALLS MEDICAL CENTRE	169	33%	25%	8%	58%	9%
02F	NHS WEST CHESHIRE CCG	N81091	WHITBY GROUP PRACTICE SURGERY (BLACK)	47	17%	13%	*	68%	15%
02F	NHS WEST CHESHIRE CCG	N81092	HOPE FARM MEDICAL CENTRE	142	25%	23%	*	62%	13%
02F	NHS WEST CHESHIRE CCG	N81093	GROUP PRACTICE SURGERY	64	25%	20%	*	61%	14%
02F	NHS WEST CHESHIRE CCG	N81094	THE GREAT SUTTON MED.CTR.	71	24%	21%	*	62%	14%
02F	NHS WEST CHESHIRE CCG	N81095	THE GREAT SUTTON MED.CTR.	64	28%	27%	*	63%	9%
02F	NHS WEST CHESHIRE CCG	N81100	UPTON VILLAGE SURGERY	80	43%	39%	*	54%	4%
02F	NHS WEST CHESHIRE CCG	N81101	THE HANDBRIDGE MED.CTR.	62	55%	45%	10%	39%	6%
02F	NHS WEST CHESHIRE CCG	N81102	71 HOOLE ROAD	15	*	*	*	73%	0%
02F	NHS WEST CHESHIRE CCG	N81104	THE WILLASTON SURGERY	17	41%	41%	-	53%	6%
02F	NHS WEST CHESHIRE CCG	N81115	LACHE HEALTH CENTRE	97	29%	18%	11%	66%	5%
02F	NHS WEST CHESHIRE CCG	N81117	OLD HALL SURGERY	79	20%	11%	9%	65%	15%
02F	NHS WEST CHESHIRE CCG	N81120	KELSALL MEDICAL CENTRE	35	46%	34%	*	51%	3%
02F	NHS WEST CHESHIRE CCG	N81121	NORTHGATE VILLAGE SURGERY	66	41%	23%	18%	44%	15%
02F	NHS WEST CHESHIRE CCG	N81125	DR C STEERE	37	30%	27%	*	65%	5%
02F	NHS WEST CHESHIRE CCG	N81126	FARNDON HEALTH CENTRE	41	44%	27%	17%	56%	0%
02F	NHS WEST CHESHIRE CCG	N81607	WESTMINSTER SURGERY	33	*	*	*	58%	30%
02F	NHS WEST CHESHIRE CCG	N81624	THE ROOKERY SURGERY	23	61%	52%	*	35%	4%
02F	NHS WEST CHESHIRE CCG	N81626	WESTERN AVE MEDICAL CTRE	69	17%	14%	*	74%	9%
12F	NHS WIRRAL CCG	N85001	THE MEDICAL CENTRE	25	64%	60%	*	36%	0%
12F	NHS WIRRAL CCG	N85002	WEST KIRBY HEALTH CENTRE	135	58%	46%	12%	42%	0%
12F	NHS WIRRAL CCG	N85003	THE ALLPORT SURGERY	41	24%	20%	*	76%	0%
12F	NHS WIRRAL CCG	N85005	EASTHAM GROUP PRACTICE	120	36%	28%	8%	64%	0%
12F	NHS WIRRAL CCG	N85006	CIVIC MEDICAL CENTRE	125	46%	35%	11%	54%	0%
12F	NHS WIRRAL CCG	N85007	HESWALL HEALTH CENTRE	92	59%	50%	9%	41%	0%
12F	NHS WIRRAL CCG	N85008	WEST WIRRAL GROUP PRACTICE	111	55%	40%	15%	45%	0%
12F	NHS WIRRAL CCG	N85009	156 COMMONFIELD ROAD	56	13%	*	*	88%	0%
12F	NHS WIRRAL CCG	N85012	ST.GEORGES MEDICAL CENTRE	112	33%	25%	8%	66%	1%
12F	NHS WIRRAL CCG	N85013	UPTON GROUP PRACTICE	64	44%	42%	*	56%	0%
12F	NHS WIRRAL CCG	N85014	TOWNFIELD HEALTH CENTRE	74	34%	20%	14%	66%	0%
12F	NHS WIRRAL CCG	N85015	DEVANEY MEDICAL CENTRE	105	40%	31%	9%	60%	0%
12F	NHS WIRRAL CCG	N85016	RIVERSIDE SURGERY	71	23%	17%	*	77%	0%
12F	NHS WIRRAL CCG	N85017	CAVENDISH MEDICAL CENTRE	67	9%	*	*	91%	0%
12F	NHS WIRRAL CCG	N85018	THE VILLA MEDICAL CENTRE	36	33%	*	19%	67%	0%
12F	NHS WIRRAL CCG	N85019	WHETSTONE LANE MED CENTRE	103	30%	17%	14%	70%	0%
12F	NHS WIRRAL CCG	N85020	VICTORIA PARK HEALTH CENTRE	99	17%	10%	7%	83%	0%
12F	NHS WIRRAL CCG	N85021	THE HAMILTON MEDICAL CTR.	25	*	*	-	96%	0%
12F	NHS WIRRAL CCG	N85022	HOLMLANDS MEDICAL CENTRE	40	25%	23%	*	75%	0%
12F	NHS WIRRAL CCG	N85023	MANOR HEALTH CENTRE	66	23%	15%	*	77%	0%

Table 16 : Prevalence of breastfeeding at 6 to 8 weeks , by GP Practice, CCG, Area Team 2013/14 - Annual

Source: NHS England

Crown Copyright © 2014



Code	CCG Name	Code	GP Practice name	Number of Infant due a check	Percentage of infants being breastfed (Total or partial)	Percentage of infants totally Breastfed	Percentage of infants partially breastfed	Percentage infants not at all breastfed	Percentage infants with no known status
12F	NHS WIRRAL CCG	N85024	SOMERVILLE MEDICAL CENTRE	112	24%	20%	*	76%	0%
12F	NHS WIRRAL CCG	N85025	ST HILARY GROUP PRACTICE	46	50%	37%	13%	50%	0%
12F	NHS WIRRAL CCG	N85027	CENTRAL PARK MEDICAL CENTRE	136	24%	16%	7%	76%	0%
12F	NHS WIRRAL CCG	N85028	MORETON CROSS GROUP PRACT	83	28%	19%	8%	72%	0%
12F	NHS WIRRAL CCG	N85029	THE HEALTH CENTRE	53	21%	15%	*	79%	0%
12F	NHS WIRRAL CCG	N85031	GLADSTONE MEDICAL CENTRE	67	10%	*	*	90%	0%
12F	NHS WIRRAL CCG	N85032	GREASBY HEALTH CENTRE	60	68%	48%	20%	32%	0%
12F	NHS WIRRAL CCG	N85034	PARKFIELD MEDICAL CENTRE	56	14%	*	*	86%	0%
12F	NHS WIRRAL CCG	N85037	HEATHERLANDS MEDICAL CTR.	58	16%	12%	*	84%	0%
12F	NHS WIRRAL CCG	N85038	VITTORIA MEDICAL CENTRE	75	9%	8%	*	91%	0%
12F	NHS WIRRAL CCG	N85040	MORETON HEALTH CLINIC	75	23%	19%	*	77%	0%
12F	NHS WIRRAL CCG	N85041	GREENWAY SURGERY	106	18%	15%	*	82%	0%
12F	NHS WIRRAL CCG	N85044	CLAUGHTON MEDICAL CENTRE	114	23%	19%	*	77%	0%
12F	NHS WIRRAL CCG	N85046	314 HOYLAKES ROAD	46	39%	24%	15%	61%	0%
12F	NHS WIRRAL CCG	N85047	THE ORCHARD	65	35%	28%	*	65%	0%
12F	NHS WIRRAL CCG	N85048	MORETON MEDICAL CENTRE	60	30%	27%	*	70%	0%
12F	NHS WIRRAL CCG	N85051	PARKFIELD MEDICAL CENTRE	92	16%	12%	*	84%	0%
12F	NHS WIRRAL CCG	N85052	71 GROVE ROAD	14	43%	43%	-	57%	0%
12F	NHS WIRRAL CCG	N85053	FIELD ROAD HEALTH CENTRE	33	24%	21%	*	76%	0%
12F	NHS WIRRAL CCG	N85054	KINGS LANE MEDICAL PRACTICE	48	54%	40%	15%	46%	0%
12F	NHS WIRRAL CCG	N85056	WALLASEY VILLAGE PRACTICE	43	37%	30%	*	63%	0%
12F	NHS WIRRAL CCG	N85057	TEEHEY LANE MEDICAL CTR.	17	35%	35%	-	65%	0%
12F	NHS WIRRAL CCG	N85058	SILVERDALE	32	63%	63%	-	38%	0%
12F	NHS WIRRAL CCG	N85059	HOYLAKES & MEOLS MEDICAL CENTRE_WIGHT JA	43	53%	53%	-	47%	0%
12F	NHS WIRRAL CCG	N85616	LISCARD GROUP PRACTICE	51	31%	25%	*	69%	0%
12F	NHS WIRRAL CCG	N85617	SPITAL SURGERY	25	32%	*	*	68%	0%
12F	NHS WIRRAL CCG	N85619	EARLSTON ROAD SURGERY	35	17%	*	*	83%	0%
12F	NHS WIRRAL CCG	N85620	GROVE MEDICAL CENTRE	20	40%	*	*	60%	0%
12F	NHS WIRRAL CCG	N85625	MIRIAM MEDICAL CENTRE	86	15%	13%	*	85%	0%
12F	NHS WIRRAL CCG	N85629	EGREMONT MEDICAL CENTRE	49	18%	*	*	82%	0%
12F	NHS WIRRAL CCG	N85633	CHURCH ROAD MEDICAL PRACTICE	29	52%	41%	*	48%	0%
12F	NHS WIRRAL CCG	N85634	VITTORIA MEDICAL CENTRE	20	*	*	-	95%	0%
12F	NHS WIRRAL CCG	N85640	LEASOWE PRIMARY CARE CTR	51	20%	12%	*	80%	0%
12F	NHS WIRRAL CCG	N85643	516-518 WOODCHURCH ROAD	16	38%	*	*	63%	0%
12F	NHS WIRRAL CCG	N85648	BLACKHEATH MEDICAL CENTRE	26	*	*	*	81%	0%
12F	NHS WIRRAL CCG	Y02162	WOODCHURCH MEDICAL CTR	32	*	*	-	91%	0%
12F	NHS WIRRAL CCG	Y02569	ALL DAY HEALTH CENTRE	*	*	*	*	*	0%

Table 16 : Prevalence of breastfeeding at 6 to 8 weeks , by GP Practice, CCG, Area Team 2013/14 - Annual

Source: NHS England

Crown Copyright © 2014



Code	CCG Name	Code	GP Practice name	Number of Infant due a check	Percentage of infants being breastfed (Total or partial)	Percentage of infants totally Breastfed	Percentage of infants partially breastfed	Percentage infants not at all breastfed	Percentage infants with no known status
00C	NHS DARLINGTON CCG	A83005	WHINFIELD SURGERY	119	27%	20%	7%	72%	1%
00C	NHS DARLINGTON CCG	A83006	ORCHARD COURT SURGERY	88	36%	26%	10%	64%	0%
00C	NHS DARLINGTON CCG	A83010	MOORLANDS SURGERY	124	40%	31%	8%	60%	1%
00C	NHS DARLINGTON CCG	A83013	THE SURGERY	168	27%	20%	7%	73%	0%
00C	NHS DARLINGTON CCG	A83031	CARMEL MEDICAL PRACTICE	83	49%	36%	13%	51%	0%
00C	NHS DARLINGTON CCG	A83034	BLACKETTS MEDICAL PRACTICE	102	47%	32%	15%	53%	0%
00C	NHS DARLINGTON CCG	A83040	CLIFTON COURT MED PRACT	162	30%	15%	15%	68%	2%
00C	NHS DARLINGTON CCG	A83047	THE SURGERY	167	26%	20%	6%	74%	0%
00C	NHS DARLINGTON CCG	A83048	THE SURGERY	41	59%	56%	*	41%	0%
00C	NHS DARLINGTON CCG	A83070	FELIX HOUSE SURGERY	53	53%	40%	13%	47%	0%
00C	NHS DARLINGTON CCG	A83641	PARKGATE HEALTH CENTRE	78	33%	18%	15%	67%	0%
00D	NHS DURHAM DALES, EASINGTON AND SE	A83001	ST ANDREWS MEDICAL PRACTICE	110	35%	25%	10%	65%	0%
00D	NHS DURHAM DALES, EASINGTON AND SE	A83003	WILLINGTON MEDICAL GROUP	90	34%	31%	*	66%	0%
00D	NHS DURHAM DALES, EASINGTON AND SE	A83004	DENESIDE MEDICAL CENTRE	51	12%	*	*	88%	0%
00D	NHS DURHAM DALES, EASINGTON AND SE	A83007	BLACKHALL COMM HEALTH CTR	82	17%	9%	9%	83%	0%
00D	NHS DURHAM DALES, EASINGTON AND SE	A83008	HALLGARTH SURGERY	57	19%	*	11%	81%	0%
00D	NHS DURHAM DALES, EASINGTON AND SE	A83012	WILLIAM BROWN CENTRE	172	25%	20%	5%	75%	0%
00D	NHS DURHAM DALES, EASINGTON AND SE	A83015	STATION VIEW MEDICAL CTR	109	29%	28%	*	71%	0%
00D	NHS DURHAM DALES, EASINGTON AND SE	A83017	THE SURGERY	77	17%	12%	*	83%	0%
00D	NHS DURHAM DALES, EASINGTON AND SE	A83019	THE SURGERY	61	21%	13%	*	79%	0%
00D	NHS DURHAM DALES, EASINGTON AND SE	A83020	NORTH HOUSE SURGERY	156	25%	21%	4%	75%	0%
00D	NHS DURHAM DALES, EASINGTON AND SE	A83021	AUCKLAND MEDICAL GROUP	164	23%	15%	7%	77%	0%
00D	NHS DURHAM DALES, EASINGTON AND SE	A83025	BISHOPGATE MEDICAL CENTRE	147	18%	10%	8%	82%	0%
00D	NHS DURHAM DALES, EASINGTON AND SE	A83032	THE SURGERY	17	*	*	*	71%	0%
00D	NHS DURHAM DALES, EASINGTON AND SE	A83035	STANHOPE HEALTH CENTRE	45	44%	36%	*	56%	0%
00D	NHS DURHAM DALES, EASINGTON AND SE	A83037	BEWICK CRESCENT SURGERY	119	25%	20%	5%	75%	0%
00D	NHS DURHAM DALES, EASINGTON AND SE	A83041	THE SURGERY	102	17%	13%	*	83%	0%
00D	NHS DURHAM DALES, EASINGTON AND SE	A83042	THE CARODOC SURGERY	40	28%	15%	*	73%	0%
00D	NHS DURHAM DALES, EASINGTON AND SE	A83043	THE SURGERY	19	53%	47%	*	47%	0%
00D	NHS DURHAM DALES, EASINGTON AND SE	A83044	HORDEN GROUP PRACTICE	71	21%	11%	10%	79%	0%
00D	NHS DURHAM DALES, EASINGTON AND SE	A83045	THE SURGERY	135	14%	13%	*	86%	0%
00D	NHS DURHAM DALES, EASINGTON AND SE	A83046	BARNARD CASTLE SURGERY	58	47%	31%	16%	53%	0%
00D	NHS DURHAM DALES, EASINGTON AND SE	A83051	MARLBOROUGH SURGERY	124	20%	15%	5%	80%	0%
00D	NHS DURHAM DALES, EASINGTON AND SE	A83052	SPENNYMOOR HEALTH CENTRE	73	21%	18%	*	79%	0%
00D	NHS DURHAM DALES, EASINGTON AND SE	A83054	HARBINSON HOUSE	156	32%	27%	5%	68%	0%
00D	NHS DURHAM DALES, EASINGTON AND SE	A83057	SHINWELL MEDICAL CENTRE	63	11%	*	*	89%	0%
00D	NHS DURHAM DALES, EASINGTON AND SE	A83060	PINFOLD MEDICAL PRACTICE	43	51%	37%	14%	49%	0%
00D	NHS DURHAM DALES, EASINGTON AND SE	A83061	GAINFORD SURGERY	28	75%	57%	*	25%	0%
00D	NHS DURHAM DALES, EASINGTON AND SE	A83066	JUBILEE MEDICAL GROUP	88	34%	23%	11%	66%	0%

Table 16 : Prevalence of breastfeeding at 6 to 8 weeks , by GP Practice, CCG, Area Team 2013/14 - Annual

Source: NHS England

Crown Copyright © 2014



Code	CCG Name	Code	GP Practice name	Number of Infant due a check	Percentage of infants being breastfed (Total or partial)	Percentage of infants totally Breastfed	Percentage of infants partially breastfed	Percentage infants not at all breastfed	Percentage infants with no known status
00D	NHS DURHAM DALES, EASINGTON AND SE	A83068	JUPITER HOUSE SURGERY	7	-	-	-	100%	0%
00D	NHS DURHAM DALES, EASINGTON AND SE	A83071	THE NEW SEAHAM MEDICAL GROUP	58	26%	22%	*	74%	0%
00D	NHS DURHAM DALES, EASINGTON AND SE	A83074	THE PEASE WAY MEDICAL CTR	143	32%	23%	9%	68%	0%
00D	NHS DURHAM DALES, EASINGTON AND SE	A83075	DENESIDE MEDICAL CENTRE	45	16%	13%	*	84%	0%
00D	NHS DURHAM DALES, EASINGTON AND SE	A83603	THE SURGERY	29	*	*	*	83%	0%
00D	NHS DURHAM DALES, EASINGTON AND SE	A83610	THE MEDICAL CENTRE	27	26%	*	*	74%	0%
00D	NHS DURHAM DALES, EASINGTON AND SE	A83616	SHOTTON MEDICAL PRACTICE	24	*	*	-	96%	0%
00D	NHS DURHAM DALES, EASINGTON AND SE	A83619	SOUTHdene MEDICAL CENTRE	35	*	*	*	89%	0%
00D	NHS DURHAM DALES, EASINGTON AND SE	A83626	EVENWOOD MEDICAL PRACTICE	18	50%	*	33%	50%	0%
00D	NHS DURHAM DALES, EASINGTON AND SE	A83627	SILVERDALE FAMILY PRACTICE	67	22%	13%	9%	78%	0%
00D	NHS DURHAM DALES, EASINGTON AND SE	A83634	WEST CORNFORTH MED CTR	24	25%	*	*	75%	0%
00D	NHS DURHAM DALES, EASINGTON AND SE	A83638	SHILDON HEALTH CLINIC	18	*	*	-	72%	0%
00D	NHS DURHAM DALES, EASINGTON AND SE	Y02614	INTRAHEALTH AT HEALTHWORKS	15	*	*	*	80%	0%
00J	NHS NORTH DURHAM CCG	A83009	BRIDGE END SURGERY	66	32%	27%	*	68%	0%
00J	NHS NORTH DURHAM CCG	A83011	CLAYPATH & UNIVERSITY	90	59%	50%	9%	41%	0%
00J	NHS NORTH DURHAM CCG	A83014	BELMONT SURGERY	72	25%	24%	*	75%	0%
00J	NHS NORTH DURHAM CCG	A83016	TANFIELD VIEW SURGERY	142	24%	15%	9%	75%	1%
00J	NHS NORTH DURHAM CCG	A83018	CONSETT MEDICAL CENTRE	188	29%	20%	9%	71%	0%
00J	NHS NORTH DURHAM CCG	A83022	RUTHERFORD HOUSE	248	30%	24%	6%	70%	0%
00J	NHS NORTH DURHAM CCG	A83023	STANLEY HEALTH CENTRE	149	30%	17%	13%	70%	0%
00J	NHS NORTH DURHAM CCG	A83024	THE SURGERY	54	26%	20%	*	74%	0%
00J	NHS NORTH DURHAM CCG	A83026	SACRISTON SURGERY	104	24%	18%	6%	76%	0%
00J	NHS NORTH DURHAM CCG	A83027	COXHoe MEDICAL PRACTICE	73	29%	19%	10%	71%	0%
00J	NHS NORTH DURHAM CCG	A83028	GROUP PRACTICE SURGERY	86	29%	24%	*	71%	0%
00J	NHS NORTH DURHAM CCG	A83029	THE SURGERY	42	29%	17%	*	71%	0%
00J	NHS NORTH DURHAM CCG	A83030	KELVIN HOUSE MEDICAL CTR.	144	38%	31%	6%	62%	1%
00J	NHS NORTH DURHAM CCG	A83033	PELTON & FELLROSE MEDICAL GROUP	81	17%	15%	*	83%	0%
00J	NHS NORTH DURHAM CCG	A83036	CHASTLETON	87	60%	48%	11%	40%	0%
00J	NHS NORTH DURHAM CCG	A83038	CEDARS MEDICAL GROUP	84	40%	29%	12%	60%	0%
00J	NHS NORTH DURHAM CCG	A83049	QUEENS ROAD SURGERY	154	33%	23%	10%	67%	0%
00J	NHS NORTH DURHAM CCG	A83050	CESTRIA HEALTH CENTRE	122	35%	25%	10%	65%	0%
00J	NHS NORTH DURHAM CCG	A83055	CHEVELEY PARK MEDICAL CTR	30	57%	50%	*	43%	0%
00J	NHS NORTH DURHAM CCG	A83072	PARK HOUSE SURGERY	29	66%	55%	*	34%	0%
00J	NHS NORTH DURHAM CCG	A83073	9 WEST ROAD	49	20%	12%	*	80%	0%
00J	NHS NORTH DURHAM CCG	A83076	BROWNS BUILDINGS	26	35%	27%	*	65%	0%
00J	NHS NORTH DURHAM CCG	A83617	BROWNEY HOUSE SURGERY	35	17%	*	*	83%	0%
00J	NHS NORTH DURHAM CCG	A83618	OAKFIELDS HEALTH CENTRE	67	42%	36%	*	58%	0%
00J	NHS NORTH DURHAM CCG	A83622	THE SURGERY	10	*	*	-	90%	0%
00J	NHS NORTH DURHAM CCG	A83630	DENHOLM HOUSE	30	27%	*	*	73%	0%

Table 16 : Prevalence of breastfeeding at 6 to 8 weeks , by GP Practice, CCG, Area Team 2013/14 - Annual

Source: NHS England

Crown Copyright © 2014



Code	CCG Name	Code	GP Practice name	Number of Infant due a check	Percentage of infants being breastfed (Total or partial)	Percentage of infants totally Breastfed	Percentage of infants partially breastfed	Percentage infants not at all breastfed	Percentage infants with no known status
00J	NHS NORTH DURHAM CCG	A83632	Craghead Medical Centre	32	19%	*	*	81%	0%
00J	NHS NORTH DURHAM CCG	A83635	Bowburn Medical Centre	45	33%	24%	*	67%	0%
00J	NHS NORTH DURHAM CCG	A83636	Leadgate Surgery	67	28%	25%	*	72%	0%
00J	NHS NORTH DURHAM CCG	A83637	21 Gardiner Crescent	18	*	*	*	72%	0%
00J	NHS NORTH DURHAM CCG	A83644	Annfield Plain Surgery	36	25%	17%	*	75%	0%
00K	NHS Hartlepool and Stockton-on-Tees	A81001	The Health Centre	53	32%	19%	13%	68%	0%
00K	NHS Hartlepool and Stockton-on-Tees	A81002	Queens Park Medical Ctr	208	22%	15%	6%	77%	1%
00K	NHS Hartlepool and Stockton-on-Tees	A81003	The Health Centre	34	29%	26%	*	68%	3%
00K	NHS Hartlepool and Stockton-on-Tees	A81006	The Surgery	156	21%	15%	5%	79%	0%
00K	NHS Hartlepool and Stockton-on-Tees	A81007	Bankhouse Surgery	98	21%	17%	*	79%	0%
00K	NHS Hartlepool and Stockton-on-Tees	A81011	Chadwick Practice	111	23%	17%	6%	74%	3%
00K	NHS Hartlepool and Stockton-on-Tees	A81014	The Health Centre	31	19%	*	*	81%	0%
00K	NHS Hartlepool and Stockton-on-Tees	A81017	Woodbridge Practice	292	29%	23%	5%	71%	0%
00K	NHS Hartlepool and Stockton-on-Tees	A81025	The Health Centre	62	26%	18%	*	73%	2%
00K	NHS Hartlepool and Stockton-on-Tees	A81027	Yarm Medical Centre	96	53%	38%	16%	44%	3%
00K	NHS Hartlepool and Stockton-on-Tees	A81031	Havelock Grange Practice	145	17%	12%	5%	83%	1%
00K	NHS Hartlepool and Stockton-on-Tees	A81034	Thornaby Health Centre	303	24%	20%	5%	74%	1%
00K	NHS Hartlepool and Stockton-on-Tees	A81036	Norton Medical Centre	208	28%	23%	5%	72%	0%
00K	NHS Hartlepool and Stockton-on-Tees	A81039	Eaglescliffe Med Practice	89	53%	39%	13%	45%	2%
00K	NHS Hartlepool and Stockton-on-Tees	A81040	Marsh House Medical Practice	97	10%	9%	*	90%	0%
00K	NHS Hartlepool and Stockton-on-Tees	A81041	The General Medical Ctr	80	21%	19%	*	79%	0%
00K	NHS Hartlepool and Stockton-on-Tees	A81044	Mckenzie House	141	19%	17%	*	81%	0%
00K	NHS Hartlepool and Stockton-on-Tees	A81046	Woodlands Family Med. Ctr	159	26%	20%	6%	71%	3%
00K	NHS Hartlepool and Stockton-on-Tees	A81056	38 Melrose Avenue	27	26%	22%	*	74%	0%
00K	NHS Hartlepool and Stockton-on-Tees	A81057	Kingsway Medical Centre	114	19%	17%	*	81%	0%
00K	NHS Hartlepool and Stockton-on-Tees	A81060	The Health Centre	70	40%	37%	*	59%	1%
00K	NHS Hartlepool and Stockton-on-Tees	A81063	2 Groves Street	54	28%	24%	*	72%	0%
00K	NHS Hartlepool and Stockton-on-Tees	A81066	Park Lane Surgery	30	50%	43%	*	50%	0%
00K	NHS Hartlepool and Stockton-on-Tees	A81067	Alma Street Medical Ctr.	123	16%	9%	7%	83%	1%
00K	NHS Hartlepool and Stockton-on-Tees	A81068	Grange House Surgery	6	*	*	-	*	0%
00K	NHS Hartlepool and Stockton-on-Tees	A81070	37 Wynyard Road	24	*	*	-	92%	0%
00K	NHS Hartlepool and Stockton-on-Tees	A81602	Abbey Health Centre	15	*	*	*	87%	0%
00K	NHS Hartlepool and Stockton-on-Tees	A81608	Elm Tree Practice	34	29%	24%	*	71%	0%
00K	NHS Hartlepool and Stockton-on-Tees	A81609	A & B Medical Practice	25	40%	*	28%	60%	0%
00K	NHS Hartlepool and Stockton-on-Tees	A81610	The Roseberry Practice	102	24%	17%	7%	76%	0%
00K	NHS Hartlepool and Stockton-on-Tees	A81612	The Surgery	22	32%	32%	-	68%	0%
00K	NHS Hartlepool and Stockton-on-Tees	A81613	The Health Centre	36	19%	17%	*	75%	6%
00K	NHS Hartlepool and Stockton-on-Tees	A81622	Gladstone House	57	26%	21%	*	74%	0%
00K	NHS Hartlepool and Stockton-on-Tees	A81623	Dr Syed	18	*	-	*	94%	0%

Table 16 : Prevalence of breastfeeding at 6 to 8 weeks , by GP Practice, CCG, Area Team 2013/14 - Annual

Source: NHS England

Crown Copyright © 2014



Code	CCG Name	Code	GP Practice name	Number of Infant due a check	Percentage of infants being breastfed (Total or partial)	Percentage of infants totally Breastfed	Percentage of infants partially breastfed	Percentage infants not at all breastfed	Percentage infants with no known status
00K	NHS HARTLEPOOL AND STOCKTON-ON-TE	A81629	RIVERSIDE MEDICAL PRACT.	48	35%	19%	17%	65%	0%
00K	NHS HARTLEPOOL AND STOCKTON-ON-TE	A81631	WEST VIEW MILLENNIUM SURG	55	15%	13%	*	85%	0%
00K	NHS HARTLEPOOL AND STOCKTON-ON-TE	A81634	THE ARRIVAL PRACTICE	37	84%	54%	30%	16%	0%
00K	NHS HARTLEPOOL AND STOCKTON-ON-TE	Y00527	TITHEBARN MEDICAL CENTRE	39	*	*	*	87%	0%
00K	NHS HARTLEPOOL AND STOCKTON-ON-TE	Y02501	HARTFIELDS MEDICAL PRACTICE	36	42%	36%	*	47%	11%
00K	NHS HARTLEPOOL AND STOCKTON-ON-TE	Y02597	THE FENS MEDICAL CENTRE	33	*	*	-	88%	0%
00M	NHS SOUTH TEES CCG	A81004	6 WOODLANDS ROAD	*	*	*	-	-	0%
00M	NHS SOUTH TEES CCG	A81013	EAST CLEVELAND HOSPITAL	*	-	-	-	-	100%
00M	NHS SOUTH TEES CCG	A81018	BENTLEY MEDICAL PRACTICE	*	-	-	-	*	0%
00M	NHS SOUTH TEES CCG	A81020	MARTONSIDE MEDICAL CENTRE	*	*	*	-	-	0%
00M	NHS SOUTH TEES CCG	A81021	NORMANBY MEDICAL CENTRE	*	-	-	-	*	0%
00M	NHS SOUTH TEES CCG	A81023	THE HEALTH CENTRE	*	*	*	-	*	0%
00M	NHS SOUTH TEES CCG	A81030	167A BOROUGH ROAD	*	*	-	*	-	50%
00M	NHS SOUTH TEES CCG	A81032	THE GARTH SURGERY	*	*	*	-	-	0%
00M	NHS SOUTH TEES CCG	A81047	THE MEDICAL CENTRE	*	-	-	-	-	100%
00M	NHS SOUTH TEES CCG	A81048	ZETLAND MEDICAL PRACTICE	*	-	-	-	-	100%
00M	NHS SOUTH TEES CCG	A81049	KINGS MEDICAL CENTRE	*	-	-	-	*	0%
00M	NHS SOUTH TEES CCG	A81054	THE SALTSCAR SURGERY	*	-	-	-	-	100%
00M	NHS SOUTH TEES CCG	A81058	COULBY MEDICAL PRACTICE	*	-	-	-	*	0%
00M	NHS SOUTH TEES CCG	A81065	THE ESTON SURGERY	*	-	-	-	-	100%
00M	NHS SOUTH TEES CCG	A81611	PARKWAY MEDICAL CENTRE	*	-	-	-	-	100%
00M	NHS SOUTH TEES CCG	A81633	HAVEN MEDICAL PRACTICE	*	*	*	*	-	0%
00M	NHS SOUTH TEES CCG	Y00286	THE HEALTH CENTRE	*	*	*	-	-	0%
00M	NHS SOUTH TEES CCG	Y02499	ESTON GRANGE NHS HEALTH CARE CENTRE	29	21%	*	*	79%	0%
00M	NHS SOUTH TEES CCG	Y02673	PARK END CLINIC	*	-	-	-	*	0%
00M	NHS SOUTH TEES CCG	Y02880	LANGBAURGH NHS MEDICAL CENTRE	*	-	-	-	*	50%

Table 16 : Prevalence of breastfeeding at 6 to 8 weeks , by GP Practice, CCG, Area Team 2013/14 - Annual

Source: NHS England

Crown Copyright © 2014



Code	CCG Name	Code	GP Practice name	Percentage of	Percentage of	Percentage of	Percentage of	Percentage of
				infants being	infants being	infants partially	infants not	infants with no
				Number of infant	breastfed (Total	Breastfed	at all	known status
				due a check	or partial)			
00T	NHS BOLTON CCG	P82001	THE DUNSTAN PARTNERSHIP	124	35%	28%	8%	65%
00T	NHS BOLTON CCG	P82002	THE PIKES LANE CENTRE	103	38%	23%	15%	62%
00T	NHS BOLTON CCG	P82003	KILDONAN HOUSE	146	41%	40%	*	59%
00T	NHS BOLTON CCG	P82004	SWAN LANE MEDICAL CENTRE	119	47%	29%	18%	52%
00T	NHS BOLTON CCG	P82005	STABLE FOLD SURGERY	66	23%	*	*	71%
00T	NHS BOLTON CCG	P82006	PIKE VIEW MEDICAL CENTRE	74	31%	27%	*	69%
00T	NHS BOLTON CCG	P82007	HARLEY MEDICAL CENTRE	152	34%	18%	16%	66%
00T	NHS BOLTON CCG	P82008	STONHILL MEDICAL CENTRE	195	38%	25%	4%	74%
00T	NHS BOLTON CCG	P82009	374/376 ST. HELENS ROAD	67	46%	40%	*	54%
00T	NHS BOLTON CCG	P82010	DALEFIELD SURGERY	100	40%	33%	7%	60%
00T	NHS BOLTON CCG	P82011	TONGE FOLD HEALTH CENTRE	60	38%	*	*	70%
00T	NHS BOLTON CCG	P82012	LEVER CHAMBS. CTR FOR HTH	92	39%	29%	10%	61%
00T	NHS BOLTON CCG	P82013	THE LEVER CHAMBERS	53	38%	15%	23%	62%
00T	NHS BOLTON CCG	P82014	555 CHORLEY OLD ROAD	72	17%	*	*	78%
00T	NHS BOLTON CCG	P82015	UNSWORTH GROUP PRACTICE	217	35%	27%	8%	65%
00T	NHS BOLTON CCG	P82016	HARWOOD MEDICAL CENTRE	133	44%	38%	6%	56%
00T	NHS BOLTON CCG	P82018	ALASTAIR MOSS HEALTH CTR.	105	38%	17%	9%	74%
00T	NHS BOLTON CCG	P82020	LITTLE LEVER HEALTH CTR	61	38%	28%	*	64%
00T	NHS BOLTON CCG	P82021	CROMPTON HEALTH CENTRE	79	25%	19%	*	75%
00T	NHS BOLTON CCG	P82022	THE HALLWELL SURGERY	54	48%	33%	15%	52%
00T	NHS BOLTON CCG	P82023	MANOLLY MEDICAL CENTRE	69	48%	39%	9%	51%
00T	NHS BOLTON CCG	P82025	BURNSIDE SURGERY	50	52%	40%	12%	48%
00T	NHS BOLTON CCG	P82029	THE HALLWELL SURGERY	47	43%	23%	19%	57%
00T	NHS BOLTON CCG	P82030	270/281 ST. HELENS ROAD	49	68%	47%	12%	37%
00T	NHS BOLTON CCG	P82031	HEATON MEDICAL CENTRE	105	47%	41%	6%	53%
00T	NHS BOLTON CCG	P82033	65 BRADFORD STREET	15	47%	*	*	53%
00T	NHS BOLTON CCG	P82034	IGERTON/DUNSCAR HTX.CTR.	22	58%	45%	*	50%
00T	NHS BOLTON CCG	P82036	LITTLE LEVER HEALTH CTR	23	*	*	*	78%
00T	NHS BOLTON CCG	P82037	FARNWORTH HEALTH CENTRE	72	18%	17%	*	82%
00T	NHS BOLTON CCG	P82037	DR WALMSLEY & PARTNERS	57	20%	*	*	70%
00T	NHS BOLTON CCG	P82609	SHANTI MEDICAL CENTRE	114	60%	39%	20%	40%
00T	NHS BOLTON CCG	P82613	SPRING VIEW MEDICAL CTR.	45	20%	16%	*	80%
00T	NHS BOLTON CCG	P82616	108 CRESCENT ROAD	49	23%	43%	*	47%
00T	NHS BOLTON CCG	P82624	DR S NASEEF'S SURGERY	28	36%	29%	*	64%
00T	NHS BOLTON CCG	P82625	2 CHARLOTTE STREET	32	56%	53%	*	44%
00T	NHS BOLTON CCG	P82626	THE HALLWELL SURGERY	46	65%	46%	20%	35%
00T	NHS BOLTON CCG	P82627	CORNERSTONE SURGERY	55	27%	18%	*	73%
00T	NHS BOLTON CCG	P82629	THE PIKES LANE CENTRE	31	52%	32%	19%	48%
00T	NHS BOLTON CCG	P82633	GREAT LEVER HEALTH CENTRE	24	33%	25%	*	67%
00T	NHS BOLTON CCG	P82644	46 WYRESDALE ROAD	42	17%	38%	21%	42%
00T	NHS BOLTON CCG	P82640	THE PIKES LANE CENTRE	83	60%	46%	14%	40%
00T	NHS BOLTON CCG	P82643	IGERTON/DUNSCAR HLTH CTRH	84	50%	38%	12%	50%
00T	NHS BOLTON CCG	P82652	FAIRWORTH HEALTH CENTRE	40	15%	*	*	85%
00T	NHS BOLTON CCG	P82660	DEANE CLINIC	51	51%	37%	14%	49%
00T	NHS BOLTON CCG	Y00136	3D MEDICAL CTR	23	48%	39%	*	52%
00T	NHS BOLTON CCG	Y02119	BOLTON GENERAL PRACTICE	40	48%	40%	*	43%
00T	NHS BOLTON CCG	Y02790	SSP BOLTON MC (GREAT LEVER)	91	53%	34%	19%	46%
00T	NHS BOLTON CCG	Y03079	BOLTON COMMUNITY PRACTICE	101	42%	29%	13%	58%
00T	NHS BOLTON CCG	Y03654	GREAT LEVER PRACTICE	25	34%	25%	*	56%
00T	NHS BOLTON CCG	Y03366	OLIVE FAMILY PRACTICE	40	68%	58%	*	33%
00V	NHS BURY CCG	P83001	PRESTWICH HEALTH CENTRE	117	43%	37%	6%	57%
00V	NHS BURY CCG	P83004	THE UPLANDS MED PRACTICE	126	45%	35%	10%	55%
00V	NHS BURY CCG	P83005	RIBblesdale MEDICAL PRACTICES	52	23%	13%	*	77%
00V	NHS BURY CCG	P83006	RAMSBOTTOM HEALTH CENTRE	75	44%	40%	*	53%
00V	NHS BURY CCG	P83007	RADCLIFFE MEDICAL PRACTICE	116	20%	13%	7%	80%
00V	NHS BURY CCG	P83008	MINDEN MEDICAL CENTRE	118	23%	17%	6%	77%
00V	NHS BURY CCG	P83009	BLACKFORD HOUSE MED CTRH	72	38%	33%	*	63%
00V	NHS BURY CCG	P83010	MONARCH MEDICAL CTR	48	35%	27%	*	65%
00V	NHS BURY CCG	P83011	UNSWORTH MEDICAL CENTRE	78	39%	19%	10%	71%
00V	NHS BURY CCG	P83012	TOTTINGTOWN HEALTH CENTRE	119	24%	16%	8%	76%
00V	NHS BURY CCG	P83015	RIBblesdale HEALTH MED CTR	72	28%	24%	*	74%
00V	NHS BURY CCG	P83017	WOODBANK SURGERY	61	28%	14%	25%	74%
00V	NHS BURY CCG	P83019	MINDEN MEDICAL CENTRE	59	34%	32%	*	66%
00V	NHS BURY CCG	P83020	MINDEN MEDICAL CENTRE	71	39%	30%	10%	61%
00V	NHS BURY CCG	P83021	TOWNSIDE PRIMARY CARE CENTRE	61	23%	13%	10%	77%
00V	NHS BURY CCG	P83023	GREENMOUNT MEDICAL CTR.	92	32%	27%	*	67%
00V	NHS BURY CCG	P83024	KNOWSLEY MEDICAL CENTRE	58	29%	22%	*	71%
00V	NHS BURY CCG	P83025	ST. GABRIELS MEDICAL CTR.	100	25%	14%	21%	59%
00V	NHS BURY CCG	P83026	TOWNSIDE PRIMARY CARE CENTRE	40	33%	28%	*	68%
00V	NHS BURY CCG	P83027	GREYLAND MEDICAL CENTRE	27	44%	37%	*	56%
00V	NHS BURY CCG	P83029	SPRING LANE SURGERY	104	38%	27%	9%	64%
00V	NHS BURY CCG	P83030	TOWNSIDE PRIMARY CARE CENTRE	53	38%	19%	*	72%
00V	NHS BURY CCG	P83603	RED BANK GROUP PRACTICE	87	41%	33%	8%	59%
00V	NHS BURY CCG	P83605	WHITKIFF LAKE MED CENTRE	88	56%	49%	7%	43%
00V	NHS BURY CCG	P83608	THE ELMS MEDICAL CENTRE	79	38%	14%	*	66%
00V	NHS BURY CCG	P83609	THE BIRCHES MEDICAL CTR.	60	52%	48%	*	48%
00V	NHS BURY CCG	P83611	110 WALMSLEY ROAD	52	42%	27%	15%	58%
00V	NHS BURY CCG	P83612	MULE LANE HEALTH CENTRE	35	29%	17%	*	63%
00V	NHS BURY CCG	P83620	GARDEN CITY MEDICAL CTR.	22	41%	32%	*	59%
00V	NHS BURY CCG	P83621	HUNTLEY MOUNT MEDICAL CTR	42	24%	17%	*	76%
00V	NHS BURY CCG	P83623	PRESTWICH HEALTH CENTRE	72	57%	44%	13%	42%
00V	NHS BURY CCG	Y02660	THE RLC SURGERY	85	25%	19%	*	75%
00V	NHS BURY CCG	Y02755	ROCK HEALTHCARE LIMITED	62	44%	31%	13%	56%
00W	NHS CENTRAL MANCHESTER CCG	P84005	BRUNSWICK HEALTH CENTRE	34	35%	18%	18%	21%
00W	NHS CENTRAL MANCHESTER CCG	P84009	AILSA CRAIG MEDICAL GROUP	133	*	*	*	95%
00W	NHS CENTRAL MANCHESTER CCG	P84016	LEVERSHULME HEALTH CENTRE	102	18%	10%	8%	73%
00W	NHS CENTRAL MANCHESTER CCG	P84023	SUNRISE LODGE GROUP PRACTICE	55	40%	22%	18%	22%
00W	NHS CENTRAL MANCHESTER CCG	P84026	SUNY LODGE MEDICAL CENTRE	83	10%	13%	10%	63%
00W	NHS CENTRAL MANCHESTER CCG	P84027	WEST POINT MEDICAL CENTRE	111	35%	16%	19%	23%
00W	NHS CENTRAL MANCHESTER CCG	P84028	GORTON MEDICAL CENTRE	129	24%	11%	13%	17%
00W	NHS CENTRAL MANCHESTER CCG	P84037	BRUNSWICK HEALTH CENTRE	84	8%	*	*	86%
00W	NHS CENTRAL MANCHESTER CCG	P84038	ASHVILLE SURGERY	68	15%	10%	*	9%
00W	NHS CENTRAL MANCHESTER CCG	P84039	THE RANGE MEDICAL CENTRE	98	28%	15%	15%	9%
00W	NHS CENTRAL MANCHESTER CCG	P84040	MOULTON ROAD SURGERY	139	8%	10%	8%	28%
00W	NHS CENTRAL MANCHESTER CCG	P84052	WEST GORTON MEDICAL CTR.	88	25%	15%	10%	18%
00W	NHS CENTRAL MANCHESTER CCG	P84053	ASHCROFT SURGERY	127	28%	13%	15%	27%
00W	NHS CENTRAL MANCHESTER CCG	P84056	PRINCESS ROAD SURGERY	57	25%	*	*	26%
00W	NHS CENTRAL MANCHESTER CCG	P84057	THE KAYA PRACTICE	38	26%	24%	*	16%
00W	NHS CENTRAL MANCHESTER CCG	P84063	CHORLTON HEALTH CENTRE	45	36%	33%	*	62%
00W	NHS CENTRAL MANCHESTER CCG	P84068	CHORLTON HEALTH CENTRE	46	*	*	*	87%
00W	NHS CENTRAL MANCHESTER CCG	P84071	THE WILBRAHAM SURGERY	44	23%	14%	*	73%
00W	NHS CENTRAL MANCHESTER CCG	P84072	ROBERT DARRISHIRE PRAC.	213	28%	13%	14%	11%
00W	NHS CENTRAL MANCHESTER CCG	P84611	BRUNSWICK HEALTH CENTRE	66	32%	14%	18%	14%
00W	NHS CENTRAL MANCHESTER CCG	P84615	BOUNDARY MEDICAL PRACTICE	*	*	*	*	60%
00W	NHS CENTRAL MANCHESTER CCG	P84616	MOSS SIDE FAMILY PRACTICE	84	15%	7%	8%	*
00W	NHS CENTRAL MANCHESTER CCG	P84626	WILMSLOW ROAD MEDICAL CTR	52	23%	13%	*	12%
00W	NHS CENTRAL MANCHESTER CCG	P84627	63 REDDLE LANE	35	*	*	*	74%
00W	NHS CENTRAL MANCHESTER CCG	P84630	THE ARCH MEDICAL CENTRE	86	21%	17%	*	12%
00W	NHS CENTRAL MANCHESTER CCG	P84635	THE ALEXANDRA RANGE MEDICAL PRACTICE 2 WH	48	27%	19%	*	63%
00W	NHS CENTRAL MANCHESTER CCG	P84642	DR DASS'S PRACTICE	*	*	*	*	0%
00W	NHS CENTRAL MANCHESTER CCG	P84644	PARKSIDE SURGERY	82	10%	*	*	89%
00W	NHS CENTRAL MANCHESTER CCG	P84650	THE ALEXANDRA PRACTICE	84	8%	*	*	89%
00W	NHS CENTRAL MANCHESTER CCG	P84652	CORRLAND ROAD MEDICAL PRACTICE	95	*	*	*	96%
00W	NHS CENTRAL MANCHESTER CCG	P84659	MOSS SIDE HEALTH CENTRE	26	27%	*	*	23%
00W	NHS CENTRAL MANCHESTER CCG	P84668	"TO BE CONFIRMED DORMANT" ALEXANDRA PARK	*	*	*	*	50%
00W	NHS CENTRAL MANCHESTER CCG	P84669	CORNBROOK MEDICAL PRACTICE	107	41%	18%	23%	8%
00W	NHS CENTRAL MANCHESTER CCG	P84676	OSWALD MEDICAL PRACTICE	50	20%	14%	*	72%
00W	NHS CENTRAL MANCHESTER CCG	P84683	THE DOCS	38	42%	37%	*	53%
00W	NHS CENTRAL MANCHESTER CCG	P84689	LONGSIGHT HEALTH CENTRE	86	27%	15%	12%	9%
00W	NHS CENTRAL MANCHESTER CCG	Y00402	DAVID MEDICAL CENTRE- DR SS PARIHAR	*	*	*	*	100%
00W	NHS CENTRAL MANCHESTER CCG	Y02890	HAWTHORN MEDICAL CENTRE	57	33%	25%	*	11%
00W	NHS CENTRAL MANCHESTER CCG	Y02940	NEW BANK HEALTH CENTRE	95	*	*	*	97%
00Y	NHS OLDHAM CCG	P85001	CONRAD WILKIN MEDICAL CTR	45	33%	*	24%	67%
00Y	NHS OLDHAM CCG	P85002	ST. MARY'S MEDICAL CENTRE	85	24%	11%	13%	76%

Table 16 : Prevalence of breastfeeding at 6 to 8 weeks , by GP Practice, CCG, Area Team 2013/14 - Annual

Source: NHS England

Crown Copyright © 2014

Code	CCG Name	Code	GP Practice name	Number of infant due a check	Percentage of	Percentage of	Percentage of	Percentage of	Percentage of
					breastfed (Total or partial)	infants totally breastfed	infants partially breastfed	infants being breastfed at all	infants with no known status
00Y	NHS OLDHAM CCG	P85003	INTEGRATED CARE CTR	144	53%	30%	23%	47%	0%
00Y	NHS OLDHAM CCG	P85004	CHADDERSTON TOWN HTH.CTR.	74	33%	28%	24%	47%	0%
00Y	NHS OLDHAM CCG	P85005	LEESBROOK SURGERY	117	37%	30%	7%	63%	0%
00Y	NHS OLDHAM CCG	P85006	THE PARKS MEDICAL PRACTICE	82	38%	33%	*	62%	0%
00Y	NHS OLDHAM CCG	P85007	OLDHAM FAMILY PRACTICE	22	30%	*	*	68%	0%
00Y	NHS OLDHAM CCG	P85008	FAILSWORTH HEALTH CENTRE	109	28%	16%	12%	72%	0%
00Y	NHS OLDHAM CCG	P85010	WOODLANDS MEDICAL PRACTICE	101	33%	23%	10%	67%	0%
00Y	NHS OLDHAM CCG	P85011	CH MEDICAL	108	27%	15%	12%	71%	0%
00Y	NHS OLDHAM CCG	P85012	OLDHAM MEDICAL SERVICES	78	49%	38%	10%	51%	0%
00Y	NHS OLDHAM CCG	P85013	ROYTON & CROMPTON PRACTICE	141	36%	29%	7%	64%	0%
00Y	NHS OLDHAM CCG	P85014	HOPWOOD HOUSE MEDICAL PRACTICE	100	28%	23%	11%	69%	0%
00Y	NHS OLDHAM CCG	P85015	ALEXANDER GROUP PRACTICE	121	36%	26%	11%	64%	0%
00Y	NHS OLDHAM CCG	P85016	SADDLEWORTH MED PRACTICE	138	66%	46%	20%	34%	0%
00Y	NHS OLDHAM CCG	P85017	GAR GABLES MEDICAL PRACTICE	93	39%	34%	15%	61%	0%
00Y	NHS OLDHAM CCG	P85018	DANSON FAMILY PRACTICE	62	34%	23%	11%	66%	0%
00Y	NHS OLDHAM CCG	P85019	ROYTON MEDICAL CENTRE	67	28%	25%	*	72%	0%
00Y	NHS OLDHAM CCG	P85020	SPRINGFIELD HOUSE	100	28%	23%	7%	72%	0%
00Y	NHS OLDHAM CCG	P85021	BARLEY CLOUGH MEDICAL CTR	79	41%	27%	14%	59%	0%
00Y	NHS OLDHAM CCG	P85022	LEES ROAD SURGERY	67	28%	21%	*	72%	0%
00Y	NHS OLDHAM CCG	P85025	COPPICE MEDICAL PRACTICE	86	62%	30%	31%	38%	0%
00Y	NHS OLDHAM CCG	P85026	CLAUDEUSE MEDICAL PRACTICE FAILSWORTH DISTRI	59	10%	10%	*	90%	0%
00Y	NHS OLDHAM CCG	P85028	THE SURGERY	85	42%	21%	21%	58%	0%
00Y	NHS OLDHAM CCG	P85029	RADCLIFFE MEDICAL PRACTICE	54	35%	17%	19%	65%	0%
00Y	NHS OLDHAM CCG	P85601	INTEGRATED CARE CTR	29	*	*	*	83%	0%
00Y	NHS OLDHAM CCG	P85602	MOORSIDE MEDICAL CENTRE	36	36%	25%	*	64%	0%
00Y	NHS OLDHAM CCG	P85603	BARLEY CLOUGH MEDICAL CTR	34	50%	32%	18%	50%	0%
00Y	NHS OLDHAM CCG	P85605	LITTLETON FAMILY MEDICAL PRACTICE	78	44%	21%	23%	56%	0%
00Y	NHS OLDHAM CCG	P85606	MOORSIDE MEDICAL CENTRE	42	19%	14%	*	81%	0%
00Y	NHS OLDHAM CCG	P85607	CHADDERSTON SOUTH HTH.CTR.	31	29%	19%	*	71%	0%
00Y	NHS OLDHAM CCG	P85608	FIVE FLOUR	45	20%	16%	*	80%	0%
00Y	NHS OLDHAM CCG	P85610	FAILSWORTH DISTRICT CENTRE	19	*	*	*	63%	0%
00Y	NHS OLDHAM CCG	P85612	WERNETH MEDICAL PRACTICE	60	57%	38%	18%	43%	0%
00Y	NHS OLDHAM CCG	P85613	DRS MOHANTY & KHURANA SURGERY	15	*	*	*	60%	0%
00Y	NHS OLDHAM CCG	P85614	VILLAGE MEDICAL PRACTICE	38	16%	*	*	84%	0%
00Y	NHS OLDHAM CCG	P85615	KAPUR FAMILY CARE	87	67%	36%	31%	33%	0%
00Y	NHS OLDHAM CCG	P85620	SAINT CHAD'S CENTRE	57	*	*	*	95%	0%
00Y	NHS OLDHAM CCG	P85621	SUNALLEY MEDICAL PRACTICE	57	60%	32%	28%	59%	0%
00Y	NHS OLDHAM CCG	P85622	THE JARVIS PRACTICE	97	46%	21%	26%	54%	0%
00Y	NHS OLDHAM CCG	P85606	PENNINE MEDICAL CENTRE	12	82%	67%	*	*	0%
00Y	NHS OLDHAM CCG	Y01114	THE GURU PRACTICE	54	37%	19%	19%	63%	0%
00Y	NHS OLDHAM CCG	Y02753	HILL TOP SURGERY	41	17%	17%	-	83%	0%
00Y	NHS OLDHAM CCG	Y02827	JOHN STREET MEDICAL PRACTICE	79	62%	16%	46%	38%	0%
00Y	NHS OLDHAM CCG	Y02875	LINDLEY HOUSE MEDICAL CENTRE	75	24%	13%	29%	47%	0%
00Y	NHS OLDHAM CCG	Y02933	HOLLINWOOD MEDICAL PRACTICE	53	13%	*	*	87%	0%
01D	NHS HEYWOOD, MIDDLETON AND ROCH	P86001	MELNTHORPE VILLAGE PRACTICE	51	51%	45%	*	49%	0%
01D	NHS HEYWOOD, MIDDLETON AND ROCH	P86002	NECARS DRIVE SURGERY	12	*	*	*	9%	0%
01D	NHS HEYWOOD, MIDDLETON AND ROCH	P86003	EDENFIELD ROAD SURGERY	89	74%	71%	*	26%	0%
01D	NHS HEYWOOD, MIDDLETON AND ROCH	P86004	PETERLOO MEDICAL CENTRE	71	63%	55%	8%	37%	0%
01D	NHS HEYWOOD, MIDDLETON AND ROCH	P86005	188-190 VERNON STREET	49	29%	13%	*	57%	0%
01D	NHS HEYWOOD, MIDDLETON AND ROCH	P86006	ASHWORTH STREET SURGERY	122	57%	44%	12%	43%	0%
01D	NHS HEYWOOD, MIDDLETON AND ROCH	P86007	WELLFIELD HEALTH CENTRE	133	41%	32%	9%	58%	1%
01D	NHS HEYWOOD, MIDDLETON AND ROCH	P86008	MARK STREET SURGERY	89	39%	27%	12%	61%	0%
01D	NHS HEYWOOD, MIDDLETON AND ROCH	P86009	CASTLETON HEALTH CENTRE	75	29%	13%	13%	79%	0%
01D	NHS HEYWOOD, MIDDLETON AND ROCH	P86010	346 GRIMSHAW LANE	63	54%	33%	21%	46%	0%
01D	NHS HEYWOOD, MIDDLETON AND ROCH	P86011	LINGFORD STREET GRP PRAC.	86	44%	37%	7%	56%	0%
01D	NHS HEYWOOD, MIDDLETON AND ROCH	P86012	WOODSIDE MEDICAL CENTRE	68	43%	31%	12%	66%	0%
01D	NHS HEYWOOD, MIDDLETON AND ROCH	P86013	HEALEY SURGERY	83	67%	46%	22%	33%	0%
01D	NHS HEYWOOD, MIDDLETON AND ROCH	P86014	DR IK BABAR	113	57%	33%	24%	43%	0%
01D	NHS HEYWOOD, MIDDLETON AND ROCH	P86015	THE SURGERY	42	39%	*	*	61%	0%
01D	NHS HEYWOOD, MIDDLETON AND ROCH	P86016	ARGYLE STREET MEDICAL CTR	57	42%	33%	*	58%	0%
01D	NHS HEYWOOD, MIDDLETON AND ROCH	P86017	INSPIRE MEDICAL CENTRE	43	60%	30%	30%	40%	0%
01D	NHS HEYWOOD, MIDDLETON AND ROCH	P86018	LITTLEBOUROUGH HEALTH CTR.	90	53%	31%	8%	39%	0%
01D	NHS HEYWOOD, MIDDLETON AND ROCH	P86019	BOURNFORD MEDICAL CENTRE	57	54%	54%	*	46%	0%
01D	NHS HEYWOOD, MIDDLETON AND ROCH	P86021	LITTLEBOUROUGH HEALTH CTR.	22	46%	*	36%	55%	0%
01D	NHS HEYWOOD, MIDDLETON AND ROCH	P86022	STONEFIELD STREET SURGERY	67	68%	42%	16%	42%	0%
01D	NHS HEYWOOD, MIDDLETON AND ROCH	P86023	HOPWOOD MEDICAL CENTRE	63	65%	60%	*	35%	0%
01D	NHS HEYWOOD, MIDDLETON AND ROCH	P86026	THE DAWES FAMILY PRACTICE	70	57%	47%	10%	40%	3%
01D	NHS HEYWOOD, MIDDLETON AND ROCH	P86027	NEADY HILL SURGERY	33	52%	44%	*	36%	0%
01D	NHS HEYWOOD, MIDDLETON AND ROCH	P86605	YORK HOUSE SURGERY	46	35%	26%	*	65%	0%
01D	NHS HEYWOOD, MIDDLETON AND ROCH	P86606	133 BOWNESS ROAD	41	24%	20%	*	76%	0%
01D	NHS HEYWOOD, MIDDLETON AND ROCH	P86608	THE VILLAGE MEDICAL CTR.	36	39%	25%	*	61%	0%
01D	NHS HEYWOOD, MIDDLETON AND ROCH	P86609	246 OLDHAM ROAD	25	30%	*	*	70%	0%
01D	NHS HEYWOOD, MIDDLETON AND ROCH	P86614	THE SURGERY	53	70%	47%	23%	28%	2%
01D	NHS HEYWOOD, MIDDLETON AND ROCH	P86619	BAILLE STREET HEALTH CTR	79	58%	38%	20%	39%	3%
01D	NHS HEYWOOD, MIDDLETON AND ROCH	P86620	109-111 WINDERMERE ROAD	19	47%	*	*	53%	0%
01D	NHS HEYWOOD, MIDDLETON AND ROCH	P86624	TRINITY MEDICAL CENTRE	39	56%	38%	18%	44%	0%
01D	NHS HEYWOOD, MIDDLETON AND ROCH	Y00726	DOCTORS' SURGERY	42	48%	31%	17%	52%	0%
01D	NHS HEYWOOD, MIDDLETON AND ROCH	Y02718	BUTLE VIEW MEDICAL PRACTICE	31	39%	35%	*	61%	0%
01D	NHS HEYWOOD, MIDDLETON AND ROCH	Y02719	SMALLBRIDGE MEDICAL PRACTICE	24	42%	38%	*	58%	0%
01D	NHS HEYWOOD, MIDDLETON AND ROCH	Y02720	THE KINGSWAY PRACTICE	37	43%	30%	*	57%	0%
01D	NHS HEYWOOD, MIDDLETON AND ROCH	Y02731	KIRKSTON MEDICAL PRACTICE QUEE	39	67%	67%	-	33%	0%
01D	NHS HEYWOOD, MIDDLETON AND ROCH	Y02795	MIDDLETON HEALTH CENTRE	22	59%	45%	*	41%	0%
01G	NHS SALFORD CCG	P87002	THE POPLARS MEDICAL CTR.	137	36%	33%	*	64%	0%
01G	NHS SALFORD CCG	P87003	ST ANDREWS MEDICAL CENTRE	43	29%	19%	*	74%	0%
01G	NHS SALFORD CCG	P87004	SALFORD MEDICAL CENTRE	26	38%	*	*	62%	0%
01G	NHS SALFORD CCG	P87008	THE SURGERY	93	26%	24%	*	73%	1%
01G	NHS SALFORD CCG	P87014	IRLAM GROUP PRACTICE	43	14%	14%	*	86%	0%
01G	NHS SALFORD CCG	P87015	PENDLETON MEDICAL CENTRE PENDLETON GATEW	21	33%	*	*	57%	0%
01G	NHS SALFORD CCG	P87016	THE SIDES MEDICAL CENTRE	137	51%	47%	4%	49%	0%
01G	NHS SALFORD CCG	P87017	THE LIMES MEDICAL CENTRE	56	27%	27%	7%	73%	0%
01G	NHS SALFORD CCG	P87019	SILVERDALE MEDICAL PRACTICE	128	27%	27%	5%	67%	0%
01G	NHS SALFORD CCG	P87020	ST ANDREWS MEDICAL CENTRE	92	46%	34%	11%	55%	0%
01G	NHS SALFORD CCG	P87022	THE SURGERY	23	*	*	*	83%	0%
01G	NHS SALFORD CCG	P87024	SPRINGFIELD MEDICAL PRACTICE	116	53%	28%	5%	57%	0%
01G	NHS SALFORD CCG	P87025	THE SURGERY	112	36%	30%	5%	64%	0%
01G	NHS SALFORD CCG	P87026	HIGHER BROUGHTON HTH CTR	78	53%	44%	9%	46%	1%
01G	NHS SALFORD CCG	P87027	LANGWORTHY MEDICAL CENTRE	124	37%	30%	10%	53%	0%
01G	NHS SALFORD CCG	P87028	THE GILL MEDICAL CENTRE	74	32%	28%	*	66%	1%
01G	NHS SALFORD CCG	P87032	37 ORIENT ROAD	53	19%	13%	*	79%	2%
01G	NHS SALFORD CCG	P87035	CRISDALL HEALTH CENTRE	123	42%	23%	20%	21%	47%
01G	NHS SALFORD CCG	P87036	LOWER BROUGHTON HTH.CTR.	27	22%	*	*	74%	4%
01G	NHS SALFORD CCG	P87039	IRLAM MEDICAL CENTRE	38	16%	*	*	84%	0%
01G	NHS SALFORD CCG	P87040	SORRIS GROUP PRACTICE	90	28%	28%	9%	69%	4%
01G	NHS SALFORD CCG	P87610	IRLAM MEDICAL CENTRE	114	18%	18%	*	81%	1%
01G	NHS SALFORD CCG	P87613	THE SURGERY	39	18%	*	*	82%	0%
01G	NHS SALFORD CCG	P87618	DR Y. LOOMBA & PARTNERS	17	*	*	*	76%	0%
01G	NHS SALFORD CCG	P87620	MONKTON MEDICAL CENTRE	152	47%	42%	5%	53%	0%
01G	NHS SALFORD CCG	P87624	ELLENBROOK MEDICAL CENTRE	44	41%	41%	-	59%	0%
01G	NHS SALFORD CCG	P87625	THE SURGERY	28	29%	*	*	71%	0%
01G	NHS SALFORD CCG	P87627	10 LEIGH ROAD	22	41%	41%	*	59%	0%
01G	NHS SALFORD CCG	P87629	ST ANDREWS MEDICAL CENTRE	28	46%	36%	*	54%	0%
01G	NHS SALFORD CCG	P87630	CHERRY MEDICAL PRACTICE	28	21%	*	*	79%	0%
01G	NHS SALFORD CCG	P87634	CLARENDON SURGERY	121	48%	27%	15%	51%	7%
01G	NHS SALFORD CCG	P87637	"DORMANT"	*	*	*	*	*	0%
01G	NHS SALFORD CCG	P87639	THE CORNERSTONE MEDICAL PRACTICE	36	47%	36%	*	53%	0%
01G	NHS SALFORD CCG	P87641	HIGHER BROUGHTON HTH CTR	17	*	*	*	65%	0%
01G	NHS SALFORD CCG	P87648	THE SURGERY	110	78%	69%	9%	15%	7%
01G	NHS SALFORD CCG	P87649	CHAPEL MEDICAL CENTRE	25	*	*	*	76%	4%
01G	NHS SALFORD CCG	P87651	UNFIELD HEALTH CENTRE	152	69%	60%	11%	7%	13%
01G	NHS SALFORD CCG	P87652	LOWER BROUGHTON HTH.CTR.	42	29%	24%	*	69%	2%
01G	NHS SALFORD CCG	P87654	LOWER BROUGHTON HTH.CTR.	75	29%	19%	11%	68%	3%
01G	NHS SALFORD CCG	P87657	IRLAM CLINIC	35	23%	20%	*	77%	0%
01G	NHS SALFORD CCG	P87658	THE WILLOWS	47	30%	30%	*	70%	0%
01G	NHS SALFORD CCG	P87659	ST ANDREWS MEDICAL CENTRE	27	22%	22%	-	78%	0%

Table 16 : Prevalence of breastfeeding at 6 to 8 weeks , by GP Practice, CCG, Area Team 2013/14 - Annual

Source: NHS England
Crown Copyright © 2014


											
Code		CCG Name		GP Practice name		Number of Infant due a check	Percentage of infants being breastfed (Total or partial)	Percentage of infants totally breastfed	Percentage of infants partially breastfed	Percentage of infants being breastfed at all	Percentage of infants not known status
01G	NHS SAUFORD CCG	01G	NHS SAUFORD CCG	PR7640	ECLES GATEWAY	42	45%	38%	*	55%	0%
01G	NHS SAUFORD CCG	01G	NHS SAUFORD CCG	PR7641	52A MANCHESTER ROAD EAST	33	38%	*	*	73%	9%
01G	NHS SAUFORD CCG	01G	NHS SAUFORD CCG	PR7668	SAUFORD MEDICAL CENTRE	29	24%	*	*	76%	0%
01G	NHS SAUFORD CCG	01G	NHS SAUFORD CCG	Y00445	SAUFORD HEALTH MATTERS	253	35%	28%	0%	64%	1%
01G	NHS SAUFORD CCG	01G	NHS SAUFORD CCG	Y03242	BLACKFRIARS	29	39%	31%	21%	21%	0%
01G	NHS SAUFORD CCG	01G	NHS SAUFORD CCG	Y02767	THE HEIGHTS GENERAL PRACTICE	66	41%	30%	11%	53%	6%
01M	NHS NORTH MANCHESTER CCG	01M	NHS NORTH MANCHESTER CCG	PR4004	FIVE OAKS FAMILY PRACTICE	131	21%	11%	9%	21%	58%
01M	NHS NORTH MANCHESTER CCG	01M	NHS NORTH MANCHESTER CCG	PR4019	VALENTINE MEDICAL CENTRE	129	16%	*	*	57%	24%
01M	NHS NORTH MANCHESTER CCG	01M	NHS NORTH MANCHESTER CCG	PR4025	ST. GEORGES DRIVE MID CTR	116	27%	18%	9%	24%	49%
01M	NHS NORTH MANCHESTER CCG	01M	NHS NORTH MANCHESTER CCG	PR4030	COLLIAGATE MID CENTRE	225	43%	22%	21%	26%	32%
01M	NHS NORTH MANCHESTER CCG	01M	NHS NORTH MANCHESTER CCG	PR4032	CLAYTON HEALTH CENTRE	78	38%	15%	10%	36%	38%
01M	NHS NORTH MANCHESTER CCG	01M	NHS NORTH MANCHESTER CCG	PR4033	BEACON MEDICAL CENTRE	33	-	*	*	-	94%
01M	NHS NORTH MANCHESTER CCG	01M	NHS NORTH MANCHESTER CCG	PR4040	CONHAM MEDICAL CENTRE	67	13%	9%	*	28%	58%
01M	NHS NORTH MANCHESTER CCG	01M	NHS NORTH MANCHESTER CCG	PR4041	CORNERSTONES FAMILY PRACTICE	65	12%	12%	*	9%	73%
01M	NHS NORTH MANCHESTER CCG	01M	NHS NORTH MANCHESTER CCG	PR4042	FLORENCE HOUSE MEDICAL PRACTICE	116	19%	13%	6%	7%	74%
01M	NHS NORTH MANCHESTER CCG	01M	NHS NORTH MANCHESTER CCG	PR4046	CHEETHAM HILL MEDICAL CENTRE	179	31%	17%	14%	17%	52%
01M	NHS NORTH MANCHESTER CCG	01M	NHS NORTH MANCHESTER CCG	PR4047	CHRYSLER FAMILY PRACTICE	43	*	*	*	44%	37%
01M	NHS NORTH MANCHESTER CCG	01M	NHS NORTH MANCHESTER CCG	PR4049	THE AVENUE MEDICAL CENTRE	109	21%	12%	9%	29%	50%
01M	NHS NORTH MANCHESTER CCG	01M	NHS NORTH MANCHESTER CCG	PR4051	EASTLANDS MEDICAL PRACTICE	46	*	*	*	46%	43%
01M	NHS NORTH MANCHESTER CCG	01M	NHS NORTH MANCHESTER CCG	PR4054	WHITLEY ROAD MEDICAL CTR	88	22%	14%	9%	38%	40%
01M	NHS NORTH MANCHESTER CCG	01M	NHS NORTH MANCHESTER CCG	PR4059	LANE SQUARE MEDICAL CENTRE	32	*	*	*	28%	63%
01M	NHS NORTH MANCHESTER CCG	01M	NHS NORTH MANCHESTER CCG	PR4062	BROOKDALE SURGERY	36	22%	19%	*	56%	22%
01M	NHS NORTH MANCHESTER CCG	01M	NHS NORTH MANCHESTER CCG	PR4064	NEW SLINGTON FAMILY PRACTICE	42	*	*	*	21%	69%
01M	NHS NORTH MANCHESTER CCG	01M	NHS NORTH MANCHESTER CCG	PR4065	THE HAIRPINHLY HEALTH CTR	59	32%	17%	15%	25%	42%
01M	NHS NORTH MANCHESTER CCG	01M	NHS NORTH MANCHESTER CCG	PR4067	HAZLEDENE MEDICAL CENTRE	66	14%	11%	*	41%	45%
01M	NHS NORTH MANCHESTER CCG	01M	NHS NORTH MANCHESTER CCG	PR4070	NEWTON HEATH HEALTH CTR	91	16%	9%	8%	38%	45%
01M	NHS NORTH MANCHESTER CCG	01M	NHS NORTH MANCHESTER CCG	PR4074	WELLFIELD MEDICAL CENTRE	229	25%	15%	12%	25%	47%
01M	NHS NORTH MANCHESTER CCG	01M	NHS NORTH MANCHESTER CCG	PR4605	THE FERNELOUGH SURGERY	37	16%	*	*	19%	65%
01M	NHS NORTH MANCHESTER CCG	01M	NHS NORTH MANCHESTER CCG	PR4623	ALESSEAN	12	*	*	*	*	42%
01M	NHS NORTH MANCHESTER CCG	01M	NHS NORTH MANCHESTER CCG	PR4631	ARTANE MEDICAL CENTRE	18	*	*	*	*	6%
01M	NHS NORTH MANCHESTER CCG	01M	NHS NORTH MANCHESTER CCG	PR4637	CLAYTON HEALTH CENTRE	34	24%	*	*	24%	53%
01M	NHS NORTH MANCHESTER CCG	01M	NHS NORTH MANCHESTER CCG	PR4640	QUEENS MEDICAL CTR	47	32%	21%	*	13%	55%
01M	NHS NORTH MANCHESTER CCG	01M	NHS NORTH MANCHESTER CCG	PR4645	PARKVIEW MEDICAL CENTRE	80	28%	27%	20%	27%	40%
01M	NHS NORTH MANCHESTER CCG	01M	NHS NORTH MANCHESTER CCG	PR4663	THE VILLAGE SURGERY	54	22%	13%	*	11%	67%
01M	NHS NORTH MANCHESTER CCG	01M	NHS NORTH MANCHESTER CCG	PR4673	URBAN VILLAGE MEDICAL PRACTICE	96	17%	10%	6%	25%	58%
01M	NHS NORTH MANCHESTER CCG	01M	NHS NORTH MANCHESTER CCG	PR4679	WILLOWBANK SURGERY	14	*	*	*	*	93%
01M	NHS NORTH MANCHESTER CCG	01M	NHS NORTH MANCHESTER CCG	PR4684	THE JOLLY MEDICAL CENTRE	56	38%	18%	20%	30%	32%
01M	NHS NORTH MANCHESTER CCG	01M	NHS NORTH MANCHESTER CCG	PR4690	THE DAM HEAD MEDICAL CENTRE IROOZARDIA I	52	17%	12%	*	29%	54%
01M	NHS NORTH MANCHESTER CCG	01M	NHS NORTH MANCHESTER CCG	Y01695	VICTORIA HILL MEDICAL CENTRE	39	23%	21%	*	36%	41%
01M	NHS NORTH MANCHESTER CCG	01M	NHS NORTH MANCHESTER CCG	Y02135	CHARLESTOWN MEDICAL PRACTICE	67	8%	*	*	10%	81%
01M	NHS NORTH MANCHESTER CCG	01M	NHS NORTH MANCHESTER CCG	Y02320	THE SIMPSON MEDICAL PRACTICE	106	13%	8%	6%	17%	70%
01M	NHS NORTH MANCHESTER CCG	01M	NHS NORTH MANCHESTER CCG	Y02849	THE CITY CENTRE HEALTH CENTRE	52	33%	25%	*	17%	50%
01N	NHS SOUTH MANCHESTER CCG	01N	NHS SOUTH MANCHESTER CCG	PR4011	THE RICHAMPTON MEDICAL CTR	140	41%	30%	11%	11%	48%
01N	NHS SOUTH MANCHESTER CCG	01N	NHS SOUTH MANCHESTER CCG	PR4012	THE NORTHERNDEN HTH CTR	138	*	*	*	7%	91%
01N	NHS SOUTH MANCHESTER CCG	01N	NHS SOUTH MANCHESTER CCG	PR4014	IK MEDICAL PRACTICE	56	*	*	-	14%	80%
01N	NHS SOUTH MANCHESTER CCG	01N	NHS SOUTH MANCHESTER CCG	PR4017	LADYBARN GROUP PRACTICE	113	19%	16%	*	19%	67%
01N	NHS SOUTH MANCHESTER CCG	01N	NHS SOUTH MANCHESTER CCG	PR4018	MAULDETH MEDICAL CENTRE	19	-	-	-	-	100%
01N	NHS SOUTH MANCHESTER CCG	01N	NHS SOUTH MANCHESTER CCG	PR4020	PEEL HALL MEDICAL PRACTICE	131	11%	7%	*	34%	56%
01N	NHS SOUTH MANCHESTER CCG	01N	NHS SOUTH MANCHESTER CCG	PR4021	THE MAPLES MEDICAL CENTRE	62	18%	10%	*	13%	53%
01N	NHS SOUTH MANCHESTER CCG	01N	NHS SOUTH MANCHESTER CCG	PR4022	KINGSWAY MEDICAL PRACTICE	71	15%	*	10%	11%	73%
01N	NHS SOUTH MANCHESTER CCG	01N	NHS SOUTH MANCHESTER CCG	PR4024	BOWLAND MEDICAL PRACTICE	96	8%	*	*	14%	73%
01N	NHS SOUTH MANCHESTER CCG	01N	NHS SOUTH MANCHESTER CCG	PR4025	BENCHILL MEDICAL CENTRE	144	18%	15%	*	9%	99%
01N	NHS SOUTH MANCHESTER CCG	01N	NHS SOUTH MANCHESTER CCG	PR4034	BARLOW MEDICAL CENTRE	168	23%	15%	8%	12%	65%
01N	NHS SOUTH MANCHESTER CCG	01N	NHS SOUTH MANCHESTER CCG	PR4035	BODEY MEDICAL PRACTICE	115	23%	13%	10%	23%	53%
01N	NHS SOUTH MANCHESTER CCG	01N	NHS SOUTH MANCHESTER CCG	PR4043	CORNSHAW GROUP PRACTICE	145	17%	11%	6%	33%	50%
01N	NHS SOUTH MANCHESTER CCG	01N	NHS SOUTH MANCHESTER CCG	PR4045	PARK MEDICAL CENTRE	77	9%	7%	1%	11%	66%
01N	NHS SOUTH MANCHESTER CCG	01N	NHS SOUTH MANCHESTER CCG	PR4048	TREGENNA GROUP PRACTICE	82	9%	*	*	41%	50%
01N	NHS SOUTH MANCHESTER CCG	01N	NHS SOUTH MANCHESTER CCG	PR4055	36 MIKES BANK AVENUE	37	*	-	*	16%	78%
01N	NHS SOUTH MANCHESTER CCG	01N	NHS SOUTH MANCHESTER CCG	PR4061	BROOKLANDS MEDICAL PRACTICE	74	9%	*	*	11%	80%
01N	NHS SOUTH MANCHESTER CCG	01N	NHS SOUTH MANCHESTER CCG	PR4066	DAVID MEDICAL PRACTICE	36	*	*	*	*	83%
01N	NHS SOUTH MANCHESTER CCG	01N	NHS SOUTH MANCHESTER CCG	PR4639	FALLOWFIELD MEDICAL CTR	27	*	-	-	-	89%
01N	NHS SOUTH MANCHESTER CCG	01N	NHS SOUTH MANCHESTER CCG	PR4651	NORTHERN MOOR MEDICAL CENTRE	36	22%	17%	*	19%	58%
01N	NHS SOUTH MANCHESTER CCG	01N	NHS SOUTH MANCHESTER CCG	PR4665	AL SHIFA MEDICAL CENTRE	31	29%	23%	*	19%	52%
01N	NHS SOUTH MANCHESTER CCG	01N	NHS SOUTH MANCHESTER CCG	PR4672	WOODLANDS MEDICAL PRACTICE	20	*	-	-	-	75%
01N	NHS SOUTH MANCHESTER CCG	01N	NHS SOUTH MANCHESTER CCG	PR4677	DOSBURY MEDICAL CENTRE	48	50%	40%	*	13%	38%
01N	NHS SOUTH MANCHESTER CCG	01N	NHS SOUTH MANCHESTER CCG	PR4678	DOSBURY MEDICAL CENTRE	106	55%	36%	19%	14%	31%
01N	NHS SOUTH MANCHESTER CCG	01N	NHS SOUTH MANCHESTER CCG	PR4682	BURNAGE HEALTHCARE PRACTICE	9	*	-	-	*	89%
01W	NHS STOCKPORT CCG	01W	NHS STOCKPORT CCG	PR8001	BRINNINGTON HEALTH CENTRE	127	22%	17%	5%	77%	0%
01W	NHS STOCKPORT CCG	01W	NHS STOCKPORT CCG	PR8002	MARPLE BRIDGE SURGERY	65	83%	72%	11%	17%	0%
01W	NHS STOCKPORT CCG	01W	NHS STOCKPORT CCG	PR8003	OFFERTON HEALTH CENTRE	149	21%	14%	7%	79%	0%
01W	NHS STOCKPORT CCG	01W	NHS STOCKPORT CCG	PR8004	HEATON MOOR HEALTH CENTRE	207	72%	64%	8%	23%	0%
01W	NHS STOCKPORT CCG	01W	NHS STOCKPORT CCG	PR8005	FAMILY SURGERY	125	34%	27%	*	22%	0%
01W	NHS STOCKPORT CCG	01W	NHS STOCKPORT CCG	PR8006	MARPLE COTTAGE SURGERY	102	51%	44%	7%	47%	2%
01W	NHS STOCKPORT CCG	01W	NHS STOCKPORT CCG	PR8007	CHEALD HULME HEALTH CTR	151	60%	47%	11%	40%	0%
01W	NHS STOCKPORT CCG	01W	NHS STOCKPORT CCG	PR8008	HEATON MERLEY MED PRAC	126	68%	57%	*	23%	0%
01W	NHS STOCKPORT CCG	01W	NHS STOCKPORT CCG	PR8009	WOOLEY HEALTH CENTRE	45	47%	38%	*	53%	0%
01W	NHS STOCKPORT CCG	01W	NHS STOCKPORT CCG	PR8010	HEATON NORRIS HEALTH CTR	21	*	*	*	86%	0%
01W	NHS STOCKPORT CCG	01W	NHS STOCKPORT CCG	PR8011	HEATON NORRIS HEALTH CTR	121	30%	22%	7%	0%	70%
01W	NHS STOCKPORT CCG	01W	NHS STOCKPORT CCG	PR8012	BEECH HOUSE MEDICAL PRACT	128	44%	40%	*	55%	1%
01W	NHS STOCKPORT CCG	01W	NHS STOCKPORT CCG	PR8013	DIAL HOUSE MEDICAL CENTRE	269	44%	37%	7%	55%	1%
01W	NHS STOCKPORT CCG	01W	NHS STOCKPORT CCG	PR8014	ASHHALL ROAD MEDICAL PRAC	82	46%	37%	10%	54%	0%
01W	NHS STOCKPORT CCG	01W	NHS STOCKPORT CCG	PR8015	BRAMHALL HEALTH CENTRE	49	61%	61%	*	39%	0%
01W	NHS STOCKPORT CCG	01W	NHS STOCKPORT CCG	PR8016	BRAMHALL PARK MEDICAL CTR	212	42%	36%	6%	57%	1%
01W	NHS STOCKPORT CCG	01W	NHS STOCKPORT CCG	PR8017	THE ROMLEY HEALTH CENTRE	55	36%	31%	15%	49%	0%
01W	NHS STOCKPORT CCG	01W	NHS STOCKPORT CCG	PR8018	PARK VIEW GROUP PRACTICE	118	32%	25%	7%	66%	2%
01W	NHS STOCKPORT CCG	01W	NHS STOCKPORT CCG	PR8019	THE ALVANLEY PRACTICE	91	29%	25%	*	71%	0%
01W	NHS STOCKPORT CCG	01W	NHS STOCKPORT CCG	PR8020	CHEALD MEDICAL PRACTICE	184	66%	54%	11%	34%	0%
01W	NHS STOCKPORT CCG	01W	NHS STOCKPORT CCG	PR8021	MARPLE MEDICAL PRACTICE	81	66%	60%	10%	43%	1%
01W	NHS STOCKPORT CCG	01W	NHS STOCKPORT CCG	PR8023	HEAD GREEN HEALTH CENTRE	122	52%	46%	7%	48%	0%
01W	NHS STOCKPORT CCG	01W	NHS STOCKPORT CCG	PR8024	GATLEY MEDICAL CENTRE	135	65%	53%	12%	35%	0%
01W	NHS STOCKPORT CCG	01W	NHS STOCKPORT CCG	PR8025	THE HEALTH CENTRE	131	44%	35%	13%	44%	1%
01W	NHS STOCKPORT CCG	01W	NHS STOCKPORT CCG	PR8026	HEATON MOOR MEDICAL CTR	228	72%	68%	5%	28%	0%
01W	NHS STOCKPORT CCG	01W	NHS STOCKPORT CCG	PR8028	EASTHOLME	54	59%	46%	13%	41%	0%
01W	NHS STOCKPORT CCG	01W	NHS STOCKPORT CCG	PR8031	BRACONDALE MEDICAL CENTRE	67	43%	38%	*	52%	0%
01W	NHS STOCKPORT CCG	01W	NHS STOCKPORT CCG	PR8033	24 LONGSHUT LANE WEST	32	47%	44%	*	53%	0%
01W	NHS STOCKPORT CCG	01W	NHS STOCKPORT CCG	PR8034	CALF GREEN SURGERY	47	28%	28%	*	72%	0%
01W	NHS STOCKPORT CCG	01W	NHS STOCKPORT CCG	PR8041	THE VILLAGE SURGERY	27	44%	*	26%	0%	56%
01W	NHS STOCKPORT CCG	01W	NHS STOCKPORT CCG	PR8042	HEAD GREEN HEALTH CENTRE	88	58%	49%	9%	42%	0%
01W	NHS STOCKPORT CCG	01W	NHS STOCKPORT CCG	PR8043	BRINNINGTON HEALTH CENTRE	113	19%	11%	8%	80%	2%
01W	NHS STOCKPORT CCG	01W	NHS STOCKPORT CCG	PR8044	BREDBURY MEDICAL CENTRE	68	29%	20%	*	68%	0%
01W	NHS STOCKPORT CCG	01W	NHS STOCKPORT CCG	PR8600	THE SURGERY	21	43%	*	*	57%	0%
01W	NHS STOCKPORT CCG	01W	NHS STOCKPORT CCG	PR8604	5 LOWFIELD ROAD	45	38%	31%	*	62%	0%
01W	NHS STOCKPORT CCG	01W	NHS STOCKPORT CCG	PR8606	SPRINGFIELD SURGERY	92	41%	34%	9%	50%	0%
01W	NHS STOCKPORT CCG	01W	NHS STOCKPORT CCG	PR8607	THE GUYWOOD PRACTICE	49	43%	31%	12%	57%	0%
01W	NHS STOCKPORT CCG	01W	NHS STOCKPORT CCG	PR8610	SOUTH REDDISH MEDICAL CTR	66	39%	33%	*	58%	3%
01W	NHS STOCKPORT CCG	01W	NHS STOCKPORT CCG	PR8615	VENON PARK SURGERY	26	*	*	*	85%	0%
01W	NHS STOCKPORT CCG	01W	NHS STOCKPORT CCG	PR8617	ASHWOOD ROAD SURGERY	108	22%	19%	*	77%	1%
01W	NHS STOCKPORT CCG	01W	NHS STOCKPORT CCG	PR8618	THE SURGERY	19	47%	37%	*	53%	0%
01W	NHS STOCKPORT CCG	01W	NHS STOCKPORT CCG	PR8620	HAGHER MEDICAL CENTRE	18	72%	61%	*	0%	0%
01W	NHS STOCKPORT CCG	01W	NHS STOCKPORT CCG	PR8623	HIGH LANE MEDICAL CENTRE	77	51%	41%	16%	49%	0%
01W	NHS STOCKPORT CCG	01W	NHS STOCKPORT CCG	PR8624	BENTS LANE MEDICAL PRACTICE	36	17%	*	*	83%	0%
01W	NHS STOCKPORT CCG	01W	NHS STOCKPORT CCG	PR8625	ARCHWOOD MEDICAL PRACTICE	83	49%	39%	11%	51%	0%
01W	NHS STOCKPORT CCG	01W	NHS STOCKPORT CCG	PR8626	HOLLISWORTH MEDICAL CTR	19	47%	*	*	42%	0%
01W	NHS STOCKPORT CCG	01W	NHS STOCKPORT CCG	PR8632	STOCKPORT MEDICAL GROUP	355	46%	39%	7%	54%	0%
01W	NHS STOCKPORT CCG	01W	NHS STOCKPORT CCG	PR8633	SOUTH REDDISH MEDICAL CTR	51	37%	27%	*	59%	4%
01W	NHS STOCKPORT CCG	01W	NHS STOCKPORT CCG	Y00314	LITTLE MOOR SURGERY	85	34%	29%	*	66%	0%
01W	NHS STOCKPORT CCG	01W	NHS								

Table 16 : Prevalence of breastfeeding at 6 to 8 weeks , by GP Practice, CCG, Area Team 2013/14 - Annual

Source: NHS England

Crown Copyright © 2014



Code	CCG Name	Code	GP Practice name	Number of Infant due a check	Percentage of infants being breastfed (Total or partial)	Percentage of infants totally Breastfed	Percentage of infants partially breastfed	Percentage of infants not at all breastfed	Percentage of infants with no known status
01Y	NHS TAMESIDE AND GLOSSOP CCG	P89003	ALBION MEDICAL PRACTICE	127	28%	28%	25%	4%	29%
01Y	NHS TAMESIDE AND GLOSSOP CCG	P89004	AWULBURN HOUSE	59	19%	19%	-	22%	59%
01Y	NHS TAMESIDE AND GLOSSOP CCG	P89005	LOCKSIDE MEDICAL CENTRE	121	35%	24%	11%	33%	32%
01Y	NHS TAMESIDE AND GLOSSOP CCG	P89007	STAVELIGH MEDICAL CENTRE	67	21%	13%	*	60%	19%
01Y	NHS TAMESIDE AND GLOSSOP CCG	P89008	REDFORD HOUSE MEDICAL CTR.	89	17%	12%	*	44%	89%
01Y	NHS TAMESIDE AND GLOSSOP CCG	P89010	58 ASHTON ROAD	61	11%	10%	*	56%	33%
01Y	NHS TAMESIDE AND GLOSSOP CCG	P89011	GORDON STREET MED.CTR.	67	22%	13%	9%	42%	36%
01Y	NHS TAMESIDE AND GLOSSOP CCG	P89012	CLARENDON MEDICAL PRAC.T	95	17%	13%	*	51%	31%
01Y	NHS TAMESIDE AND GLOSSOP CCG	P89013	HATTERSLEY HEALTH CENTRE	83	7%	7%	7%	33%	60%
01Y	NHS TAMESIDE AND GLOSSOP CCG	P89014	THORLEY HOUSE MEDICAL CENTRE	143	19%	12%	7%	50%	31%
01Y	NHS TAMESIDE AND GLOSSOP CCG	P89015	WINDMILL MEDICAL PRACTICE	147	10%	14%	5%	60%	26%
01Y	NHS TAMESIDE AND GLOSSOP CCG	P89016	DONNEYBROOK MEDICAL CTR	105	16%	8%	9%	33%	50%
01Y	NHS TAMESIDE AND GLOSSOP CCG	P89017	CHAPLS STREET MEDICAL CTR	62	16%	15%	*	35%	48%
01Y	NHS TAMESIDE AND GLOSSOP MEDICAL PRACTICE	P89018	GENTON MEDICAL PRACTICE	96	7%	7%	*	49%	41%
01Y	NHS TAMESIDE AND GLOSSOP CCG	P89019	CHURCHGATE SURGERY	105	24%	22%	*	50%	26%
01Y	NHS TAMESIDE AND GLOSSOP CCG	P89020	TRAFALGAR SQUARE SURGERY	89	30%	20%	10%	38%	31%
01Y	NHS TAMESIDE AND GLOSSOP CCG	P89021	SAVARR MEDICAL CENTRE	97	20%	14%	*	49%	30%
01Y	NHS TAMESIDE AND GLOSSOP CCG	P89022	KING STREET MEDICAL CTR.	46	*	-	*	37%	52%
01Y	NHS TAMESIDE AND GLOSSOP CCG	P89023	ST ANDREW'S HOUSE	75	24%	20%	*	40%	36%
01Y	NHS TAMESIDE AND GLOSSOP CCG	P89025	TOWN HALL SURGERY	30	*	*	*	50%	40%
01Y	NHS TAMESIDE AND GLOSSOP CCG	P89026	GROVEDENOR MEDICAL CENTRE	59	24%	14%	10%	50%	20%
01Y	NHS TAMESIDE AND GLOSSOP CCG	P89027	THE HOLLES SURGERY	43	30%	*	21%	58%	12%
01Y	NHS TAMESIDE AND GLOSSOP CCG	P89029	76 MARKET STREET	55	*	*	*	40%	51%
01Y	NHS TAMESIDE AND GLOSSOP CCG	P89030	WEST END MEDICAL CENTRE	63	22%	17%	*	41%	35%
01Y	NHS TAMESIDE AND GLOSSOP CCG	P89033	TAME VALLEY MEDICAL CTR.	103	24%	21%	*	49%	27%
01Y	NHS TAMESIDE AND GLOSSOP CCG	P89062	THE SMITHY SURGERY	57	42%	35%	*	18%	40%
01Y	NHS TAMESIDE AND GLOSSOP CCG	P89069	STAMFORD HOUSE	69	9%	9%	39%	51%	39%
01Y	NHS TAMESIDE AND GLOSSOP CCG	P89612	MOSSLEY MEDICAL PRACTICE	36	56%	50%	*	31%	14%
01Y	NHS TAMESIDE AND GLOSSOP CCG	P89613	WATERLOO MEDICAL CENTRE	36	25%	*	17%	50%	25%
01Y	NHS TAMESIDE AND GLOSSOP CCG	P89616	58 ASHTON ROAD	11	*	*	*	27%	74%
01Y	NHS TAMESIDE AND GLOSSOP CCG	P89618	THE PIKE MED CTR	25	28%	-	-	52%	20%
01Y	NHS TAMESIDE AND GLOSSOP CCG	Y02586	ASHTON PRIMARY CARE CTR	66	38%	21%	15%	35%	29%
01Y	NHS TAMESIDE AND GLOSSOP MEDICAL PRACTICE	Y02603	CHORLTON MEDICAL PRACTICE	65	25%	*	*	57%	17%
01Y	NHS TAMESIDE AND GLOSSOP CCG	Y02713	GUIDE BRIDGE MEDICAL PRACTICE	42	24%	*	*	43%	33%
01Y	NHS TAMESIDE AND GLOSSOP CCG	Y02936	MILLAROOK MEDICAL PRACTICE	57	30%	19%	11%	42%	28%
02A	NHS TRAFORD CCG	P91003	PARK MEDICAL PRACTICE	*	-	-	*	-	0%
02A	NHS TRAFORD CCG	P91009	SAVINGHAM MEDICAL CENTRE 130 BROADWAY DA	*	*	-	-	-	0%
02A	NHS TRAFORD CCG	P91011	SHAW LANE MEDICAL CENTRE	*	*	-	-	-	0%
02A	NHS TRAFORD CCG	P91012	THE SURGERY	*	-	-	-	-	0%
02A	NHS TRAFORD CCG	P91020	THE BROOKS BAR MED.CTR.	*	-	-	-	*	0%
02A	NHS TRAFORD CCG	P91021	FIRSWAY GRP PRACTICE	*	-	-	-	*	0%
02A	NHS TRAFORD CCG	P91619	SEYMOUR GROVE HEALTH CTR.	*	*	*	-	-	0%
02A	NHS TRAFORD CCG	P91625	GLOUCESTER HOUSE MED.CTR.	*	-	-	-	-	0%
02A	NHS TRAFORD CCG	P91629	CHESTER ROAD SURGERY	*	-	-	*	-	0%
02H	NHS WIGAN BOROUGH CCG	P92001	THE MEDICENTRE	45	24%	13%	*	76%	0%
02H	NHS WIGAN BOROUGH CCG	P92002	16 BRATHWAITE ROAD	43	40%	33%	16%	60%	0%
02H	NHS WIGAN BOROUGH CCG	P92003	BOSTON HOUSE	107	38%	27%	11%	62%	0%
02H	NHS WIGAN BOROUGH CCG	P92004	THE HEALTH CENTRE	77	25%	12%	13%	74%	1%
02H	NHS WIGAN BOROUGH CCG	P92005	CHANDLER HOUSE	44	16%	*	*	84%	0%
02H	NHS WIGAN BOROUGH CCG	P92006	DR AHMAD & PARTNERS	65	22%	14%	*	78%	0%
02H	NHS WIGAN BOROUGH CCG	P92007	OLD HENRY STREET	84	23%	13%	10%	77%	0%
02H	NHS WIGAN BOROUGH CCG	P92008	BROADSHAW MEDICAL CENTRE	96	14%	14%	15%	72%	0%
02H	NHS WIGAN BOROUGH CCG	P92010	BEECH HILL MEDICAL PRACT.	165	39%	22%	16%	61%	0%
02H	NHS WIGAN BOROUGH CCG	P92011	SULLIVAN WAY SURGERY	88	34%	26%	8%	66%	0%
02H	NHS WIGAN BOROUGH CCG	P92012	GOLDORNE HEALTH CENTRE	46	43%	28%	15%	57%	0%
02H	NHS WIGAN BOROUGH CCG	P92014	STANDISH MEDICAL PRACTICE	109	28%	20%	23%	49%	1%
02H	NHS WIGAN BOROUGH CCG	P92015	THE SURGERY	40	45%	20%	25%	55%	0%
02H	NHS WIGAN BOROUGH CCG	P92016	PENNYGATE MED. CTR	192	30%	20%	10%	70%	0%
02H	NHS WIGAN BOROUGH CCG	P92017	THE SURGERY	76	45%	28%	17%	54%	1%
02H	NHS WIGAN BOROUGH CCG	P92019	PEMBERTON PRIMARY CARE	151	21%	15%	7%	79%	0%
02H	NHS WIGAN BOROUGH CCG	P92020	THE SURGERY	48	23%	15%	*	77%	0%
02H	NHS WIGAN BOROUGH CCG	P92021	NEWTOWN MEDICAL CTR	67	13%	13%	21%	79%	0%
02H	NHS WIGAN BOROUGH CCG	P92023	BROOKMILL MEDICAL CENTRE	85	33%	19%	14%	67%	0%
02H	NHS WIGAN BOROUGH CCG	P92024	CHANDLER HOUSE	61	33%	18%	15%	67%	0%
02H	NHS WIGAN BOROUGH CCG	P92026	LONGSHOOT HEALTH CENTRE	91	26%	16%	10%	74%	0%
02H	NHS WIGAN BOROUGH CCG	P92028	145 ELLIOT STREET	44	30%	20%	*	70%	0%
02H	NHS WIGAN BOROUGH CCG	P92029	429 WARRINGTON ROAD	48	27%	19%	*	73%	0%
02H	NHS WIGAN BOROUGH CCG	P92030	THE SURGERY	53	39%	21%	15%	64%	0%
02H	NHS WIGAN BOROUGH CCG	P92031	PLATT BRIDGE HC	49	27%	16%	*	73%	0%
02H	NHS WIGAN BOROUGH CCG	P92033	THE SURGERY	55	18%	11%	*	82%	0%
02H	NHS WIGAN BOROUGH CCG	P92034	246 WIGAN ROAD	46	28%	15%	13%	72%	0%
02H	NHS WIGAN BOROUGH CCG	P92035	THE HEALTH CENTRE	30	27%	*	*	73%	0%
02H	NHS WIGAN BOROUGH CCG	P92038	WINSTANLEY MEDICAL CENTRE	39	51%	33%	18%	49%	0%
02H	NHS WIGAN BOROUGH CCG	P92041	ASHTON MEDICAL CENTRE	80	25%	19%	*	75%	0%
02H	NHS WIGAN BOROUGH CCG	P92042	SEVEN BROOKS MEDICAL CTR.	45	27%	18%	*	73%	0%
02H	NHS WIGAN BOROUGH CCG	P92602	FOXLEIGH FAMILY SURGERY	26	23%	*	*	77%	0%
02H	NHS WIGAN BOROUGH CCG	P92605	BOOTHSTOWN MEDICAL CENTRE	65	43%	26%	17%	55%	2%
02H	NHS WIGAN BOROUGH CCG	P92606	THE HEALTH CENTRE	28	*	*	*	86%	0%
02H	NHS WIGAN BOROUGH CCG	P92607	THE HEALTH CENTRE	36	44%	28%	17%	56%	0%
02H	NHS WIGAN BOROUGH CCG	P92615	THE HEALTH CENTRE	29	31%	*	*	69%	0%
02H	NHS WIGAN BOROUGH CCG	P92616	INCE COMMUNITY CENTRE	47	21%	15%	*	79%	0%
02H	NHS WIGAN BOROUGH CCG	P92619	ORMEROD HOUSE	11	*	*	-	82%	0%
02H	NHS WIGAN BOROUGH CCG	P92620	LOWER INCE PRACTICE	56	21%	18%	*	79%	0%
02H	NHS WIGAN BOROUGH CCG	P92621	PREMIER HEALTH TEAM	20	49%	25%	*	55%	0%
02H	NHS WIGAN BOROUGH CCG	P92623	THE HEALTH CENTRE	25	48%	24%	24%	52%	0%
02H	NHS WIGAN BOROUGH CCG	P92626	THE SURGERY	39	31%	*	21%	69%	0%
02H	NHS WIGAN BOROUGH CCG	P92630	PAL & PARTNER	30	30%	*	*	70%	0%
02H	NHS WIGAN BOROUGH CCG	P92632	THE HEALTH CENTRE	22	38%	*	*	64%	0%
02H	NHS WIGAN BOROUGH CCG	P92633	BEE FOLD MEDICAL CENTRE	23	28%	*	*	74%	0%
02H	NHS WIGAN BOROUGH CCG	P92634	MESNES VIEW SURGERY	43	33%	19%	14%	65%	2%
02H	NHS WIGAN BOROUGH CCG	P92635	WASANTH AND PARTNER	27	33%	*	*	67%	0%
02H	NHS WIGAN BOROUGH CCG	P92637	S&P HEALTH	34	38%	24%	*	62%	0%
02H	NHS WIGAN BOROUGH CCG	P92639	FAMILY MEDICAL PRACTICE	37	24%	*	*	76%	0%
02H	NHS WIGAN BOROUGH CCG	P92642	CHANDLER HOUSE	54	41%	26%	15%	59%	0%
02H	NHS WIGAN BOROUGH CCG	P92643	79 CHURCH STREET	13	*	*	*	69%	0%
02H	NHS WIGAN BOROUGH CCG	P92646	THE SURGERY	45	47%	36%	*	53%	0%
02H	NHS WIGAN BOROUGH CCG	P92647	CLLESTON PRACTICE	14	*	*	*	71%	0%
02H	NHS WIGAN BOROUGH CCG	P92648	SLAG LANE MEDICAL CENTRE	20	*	*	*	80%	0%
02H	NHS WIGAN BOROUGH CCG	P92651	208C NEWTON ROAD	46	20%	*	*	80%	0%
02H	NHS WIGAN BOROUGH CCG	P92652	7 BROOKS MEDICAL CENTRE	43	16%	*	*	84%	0%
02H	NHS WIGAN BOROUGH CCG	P92653	CHANDLER HOUSE	43	33%	16%	16%	65%	2%
02H	NHS WIGAN BOROUGH CCG	Y00050	THE BRIDGWATER MEDICAL CENTRE	31	65%	23%	42%	35%	0%
02H	NHS WIGAN BOROUGH CCG	Y02174	PLATT BRIDGE HEALTH CTR	59	29%	12%	12%	59%	0%
02H	NHS WIGAN BOROUGH CCG	Y02321	TYLDESLEY HEALTH CTR	76	30%	20%	11%	68%	1%
02H	NHS WIGAN BOROUGH CCG	Y02322	THE BRIDGEWATER MEDICAL CTR	128	32%	19%	13%	67%	1%
02H	NHS WIGAN BOROUGH CCG	Y02378	DR ALJASTAR PARTNERSHIP	69	23%	14%	9%	77%	0%
02H	NHS WIGAN BOROUGH CCG	Y02865	INTRAHHEALTH MARK GREEN	52	19%	*	*	73%	0%
02H	NHS WIGAN BOROUGH CCG	Y02866	INTRAHHEALTH FAMILY PRACTICE	18	*	*	*	72%	0%
02H	NHS WIGAN BOROUGH CCG	Y02887	INTRAHHEALTH	33	45%	30%	*	55%	0%

Table 16 : Prevalence of breastfeeding at 6 to 8 weeks , by GP Practice, CCG, Area Team 2013/14 - Annual

Source: NHS England

Crown Copyright © 2014



Code	CCG Name	Code	GP Practice name	Number of Infant due a check	Percentage of infants being breastfed (Total or partial)	Percentage of infants totally Breastfed	Percentage of infants partially breastfed	Percentage infants not at all breastfed	Percentage infants with no known status
00Q	NHS BLACKBURN WITH DARWEN CCG	P81005	LITTLE HARWOOD HEALTH CTR	111	45%	32%	14%	36%	19%
00Q	NHS BLACKBURN WITH DARWEN CCG	P81022	WITTON MEDICAL CENTRE	117	28%	21%	7%	62%	10%
00Q	NHS BLACKBURN WITH DARWEN CCG	P81051	DARWEN HEALTH CENTRE	165	27%	23%	4%	60%	13%
00Q	NHS BLACKBURN WITH DARWEN CCG	P81058	ST GEORGE'S SURGERY	103	40%	25%	15%	56%	4%
00Q	NHS BLACKBURN WITH DARWEN CCG	P81061	REDLAM SURGERY	54	28%	24%	*	59%	13%
00Q	NHS BLACKBURN WITH DARWEN CCG	P81109	DARWEN HEALTH CENTRE	64	27%	23%	*	50%	23%
00Q	NHS BLACKBURN WITH DARWEN CCG	P81125	MONTAGUE HEALTH CENTRE	124	45%	29%	16%	44%	10%
00Q	NHS BLACKBURN WITH DARWEN CCG	P81140	DARWEN HEALTH CENTRE	90	29%	19%	10%	57%	14%
00Q	NHS BLACKBURN WITH DARWEN CCG	P81155	BROWNHILL SURGERY	40	45%	33%	*	40%	15%
00Q	NHS BLACKBURN WITH DARWEN CCG	P81167	AUDLEY HEALTH CENTRE	90	36%	24%	11%	44%	20%
00Q	NHS BLACKBURN WITH DARWEN CCG	P81204	EWOOD MEDICAL CENTRE	54	33%	20%	13%	41%	26%
00Q	NHS BLACKBURN WITH DARWEN CCG	P81214	293 PRESTON NEW ROAD	63	51%	40%	11%	40%	10%
00Q	NHS BLACKBURN WITH DARWEN CCG	P81607	THE MONTAGUE PRACTICE	90	44%	29%	16%	38%	18%
00Q	NHS BLACKBURN WITH DARWEN CCG	P81622	BANGOR STREET HEALTH	91	47%	31%	16%	36%	16%
00Q	NHS BLACKBURN WITH DARWEN CCG	P81633	SPRINGFIELD SURGERY	34	44%	26%	18%	32%	24%
00Q	NHS BLACKBURN WITH DARWEN CCG	P81643	BROOKHOUSE MEDICAL CENTRE	99	43%	31%	12%	43%	13%
00Q	NHS BLACKBURN WITH DARWEN CCG	P81683	UMAR MEDICAL CENTRE	125	54%	38%	16%	34%	13%
00Q	NHS BLACKBURN WITH DARWEN CCG	P81694	DR S CLARKSON'S PRACTICE	23	30%	26%	*	35%	35%
00Q	NHS BLACKBURN WITH DARWEN CCG	P81704	ROE LEE SURGERY	72	36%	28%	8%	39%	25%
00Q	NHS BLACKBURN WITH DARWEN CCG	P81707	THE SURGERY	82	41%	24%	17%	39%	20%
00Q	NHS BLACKBURN WITH DARWEN CCG	P81709	ROMAN ROAD HEALTH CENTRE	70	26%	21%	*	47%	27%
00Q	NHS BLACKBURN WITH DARWEN CCG	P81712	DARWEN HEALTH CENTRE	41	34%	20%	15%	49%	17%
00Q	NHS BLACKBURN WITH DARWEN CCG	P81721	HOLLINS GROVE SURGERY	10	*	*	-	70%	10%
00Q	NHS BLACKBURN WITH DARWEN CCG	P81724	216-218 PRINGLE STREET	29	31%	24%	*	45%	24%
00Q	NHS BLACKBURN WITH DARWEN CCG	P81734	SHADSWORTH ROAD SURGERY	281	30%	19%	11%	52%	18%
00Q	NHS BLACKBURN WITH DARWEN CCG	P81771	PRIMROSE BANK MED/CTR	67	57%	37%	19%	37%	6%
00Q	NHS BLACKBURN WITH DARWEN CCG	Y02657	CORNERSTONE HEALTHCARE BENTHAM ROAD HEA	67	10%	9%	*	75%	15%
00Q	NHS BLACKBURN WITH DARWEN CCG	Y03362	THE WATERSIDE SURGERY	40	25%	20%	*	48%	28%
00R	NHS BLACKPOOL CCG	P81004	ELIZABETH STREET SURGERY	70	26%	17%	9%	64%	10%
00R	NHS BLACKPOOL CCG	P81016	WATERLOO ROAD MEDICAL CTR	140	28%	16%	12%	67%	5%
00R	NHS BLACKPOOL CCG	P81042	118 ADELAIDE STREET	137	22%	12%	9%	77%	1%
00R	NHS BLACKPOOL CCG	P81043	MEDICAL CENTRE	58	26%	14%	12%	60%	14%
00R	NHS BLACKPOOL CCG	P81054	MARTON MEDICAL PRACTICE	98	33%	27%	6%	66%	1%
00R	NHS BLACKPOOL CCG	P81063	ST PAULS MEDICAL CENTRE	96	33%	22%	11%	67%	0%
00R	NHS BLACKPOOL CCG	P81066	LAYTON MEDICAL CENTRE	75	28%	23%	*	63%	9%
00R	NHS BLACKPOOL CCG	P81072	GLENROYD MEDICAL CENTER	128	36%	22%	14%	60%	4%
00R	NHS BLACKPOOL CCG	P81073	CLEVELEYS GROUP PRACTICE	84	32%	23%	10%	50%	18%
00R	NHS BLACKPOOL CCG	P81074	HIGHFIELD SURGERY	97	24%	14%	9%	20%	57%
00R	NHS BLACKPOOL CCG	P81081	THE ARNOLD MEDICAL CENTRE	37	19%	*	*	70%	11%
00R	NHS BLACKPOOL CCG	P81092	THE CRESCENT SURGERY	55	27%	24%	*	60%	13%
00R	NHS BLACKPOOL CCG	P81115	BLOOMFIELD MEDICAL CENTRE	135	39%	15%	24%	54%	7%
00R	NHS BLACKPOOL CCG	P81159	STONYHILL PRACTICE	77	18%	14%	*	52%	30%
00R	NHS BLACKPOOL CCG	P81172	NEWTON DRIVE SURGERY	87	32%	22%	10%	68%	0%
00R	NHS BLACKPOOL CCG	P81629	DR MISTRY & DR WILLIAMS	40	33%	25%	*	43%	25%
00R	NHS BLACKPOOL CCG	P81681	NORTH SHORE SURGERY	106	34%	25%	9%	63%	3%
00R	NHS BLACKPOOL CCG	P81684	HARROWSIDE SURGERY	35	20%	*	*	*	71%
00R	NHS BLACKPOOL CCG	P81713	DR CELIKKOL	23	*	*	*	35%	48%
00R	NHS BLACKPOOL CCG	P81714	ABBEYDALE MEDICAL CENTRE	33	24%	*	*	58%	18%
00R	NHS BLACKPOOL CCG	P81722	ASHFIELD MEDICAL CTRE	31	19%	*	*	77%	3%
00R	NHS BLACKPOOL CCG	P81754	VICARAGE LANE SURGERY	27	*	*	*	*	67%
00R	NHS BLACKPOOL CCG	P81760	GORTON STREET PRACTICE	76	17%	11%	*	75%	8%
00X	NHS CHORLEY AND SOUTH RIBBLE CCG	P81010	WITHNELL HEALTH CENTRE	56	57%	48%	*	41%	2%
00X	NHS CHORLEY AND SOUTH RIBBLE CCG	P81033	COPPULL MEDICAL PRACTICE	72	32%	28%	*	68%	0%
00X	NHS CHORLEY AND SOUTH RIBBLE CCG	P81038	CHORLEY HEALTH CENTRE	61	36%	28%	*	62%	2%
00X	NHS CHORLEY AND SOUTH RIBBLE CCG	P81044	LIBRARY HOUSE SURGERY	171	27%	19%	8%	60%	13%
00X	NHS CHORLEY AND SOUTH RIBBLE CCG	P81057	WORDEN MEDICAL CENTRE	113	40%	19%	21%	42%	18%
00X	NHS CHORLEY AND SOUTH RIBBLE CCG	P81062	REGENT HOUSE SURGERY	88	31%	19%	11%	67%	2%
00X	NHS CHORLEY AND SOUTH RIBBLE CCG	P81076	SANDY LANE SURGERY	150	38%	30%	8%	57%	5%
00X	NHS CHORLEY AND SOUTH RIBBLE CCG	P81082	THE RYAN MEDICAL CENTRE	109	24%	18%	6%	72%	4%
00X	NHS CHORLEY AND SOUTH RIBBLE CCG	P81083	ROSLEA SURGERY	87	39%	33%	*	60%	1%
00X	NHS CHORLEY AND SOUTH RIBBLE CCG	P81117	CENTRAL PARK SURGERY	53	26%	17%	*	74%	0%
00X	NHS CHORLEY AND SOUTH RIBBLE CCG	P81127	THE HEALTH CENTRE	47	28%	21%	*	72%	0%

Table 16 : Prevalence of breastfeeding at 6 to 8 weeks , by GP Practice, CCG, Area Team 2013/14 - Annual

Source: NHS England

Crown Copyright © 2014



Code	CCG Name	Code	GP Practice name	Number of Infant due a check	Percentage of infants being breastfed (Total or partial)	Percentage of infants totally Breastfed	Percentage of infants partially breastfed	Percentage infants not at all breastfed	Percentage infants with no known status
00X	NHS CHORLEY AND SOUTH RIBBLE CCG	P81143	WHITTLE SURGERY	101	46%	36%	10%	53%	1%
00X	NHS CHORLEY AND SOUTH RIBBLE CCG	P81154	GRANVILLE HOUSE MED CTRE	76	30%	26%	*	67%	3%
00X	NHS CHORLEY AND SOUTH RIBBLE CCG	P81171	THE EUXTON MEDICAL CENTRE	32	47%	28%	19%	47%	6%
00X	NHS CHORLEY AND SOUTH RIBBLE CCG	P81173	CROSTON MEDICAL CENTRE	35	40%	37%	*	60%	0%
00X	NHS CHORLEY AND SOUTH RIBBLE CCG	P81180	CLAYTON BROOK SURGERY	36	*	*	*	86%	3%
00X	NHS CHORLEY AND SOUTH RIBBLE CCG	P81181	KINGSFOLD MEDICAL CENTRE	34	35%	21%	*	65%	0%
00X	NHS CHORLEY AND SOUTH RIBBLE CCG	P81186	MOSS SIDE MEDICAL CENTRE	39	36%	26%	*	59%	5%
00X	NHS CHORLEY AND SOUTH RIBBLE CCG	P81642	MEDICARE UNIT	32	*	*	*	81%	6%
00X	NHS CHORLEY AND SOUTH RIBBLE CCG	P81655	CROSTON VILLAGE SURGERY	30	53%	43%	*	47%	0%
00X	NHS CHORLEY AND SOUTH RIBBLE CCG	P81687	THE VILLAGE SURGERY	8	*	*	*	*	0%
00X	NHS CHORLEY AND SOUTH RIBBLE CCG	P81689	311 EAVES LANE	14	*	*	-	57%	36%
00X	NHS CHORLEY AND SOUTH RIBBLE CCG	P81692	BEECHES MEDICAL CENTRE	*	*	*	-	*	0%
00X	NHS CHORLEY AND SOUTH RIBBLE CCG	P81701	652 PRESTON ROAD	33	24%	*	*	76%	0%
00X	NHS CHORLEY AND SOUTH RIBBLE CCG	P81733	THE HEALTH CENTRE	32	38%	25%	*	63%	0%
00X	NHS CHORLEY AND SOUTH RIBBLE CCG	P81740	ADLINGTON MEDICAL CENTRE	9	*	*	-	*	0%
00X	NHS CHORLEY AND SOUTH RIBBLE CCG	P81741	STATION SURGERY	33	*	*	*	73%	12%
00X	NHS CHORLEY AND SOUTH RIBBLE CCG	P81746	CUNLIFFE MEDICAL CENTRE	44	30%	25%	*	70%	0%
00X	NHS CHORLEY AND SOUTH RIBBLE CCG	P81769	VILLAGE SURGERY	6	*	*	*	*	17%
00X	NHS CHORLEY AND SOUTH RIBBLE CCG	Y00347	CHORLEY HEALTH CENTRE	55	29%	20%	*	71%	0%
00X	NHS CHORLEY AND SOUTH RIBBLE CCG	Y02466	BUCKSHAW VILLAGE HEALTH CENTRE	173	38%	27%	12%	59%	3%
00X	NHS CHORLEY AND SOUTH RIBBLE CCG	Y03656	LEYLAND SURGERY	58	28%	22%	*	64%	9%
01A	NHS EAST LANCASHIRE CCG	P81003	ST JAMES' MEDICAL CENTRE	84	40%	31%	10%	55%	5%
01A	NHS EAST LANCASHIRE CCG	P81008	80 YORKSHIRE STREET	63	21%	17%	*	43%	37%
01A	NHS EAST LANCASHIRE CCG	P81017	WHALLEY MEDICAL CENTRE	96	55%	35%	20%	32%	13%
01A	NHS EAST LANCASHIRE CCG	P81020	ST.NICHOLAS GROUP PRACTICE	93	15%	12%	*	67%	18%
01A	NHS EAST LANCASHIRE CCG	P81025	RICHMOND HILL GROUP PRACTICE	125	31%	24%	7%	41%	28%
01A	NHS EAST LANCASHIRE CCG	P81027	IRWELL MEDICAL PRACTICE	164	27%	23%	4%	59%	15%
01A	NHS EAST LANCASHIRE CCG	P81028	MANCHESTER ROAD SURGERY	59	22%	22%	-	59%	19%
01A	NHS EAST LANCASHIRE CCG	P81032	REEDYFORD HEALTH CARE	153	31%	22%	10%	42%	26%
01A	NHS EAST LANCASHIRE CCG	P81035	COLNE ROAD SURGERY	76	51%	39%	12%	28%	21%
01A	NHS EAST LANCASHIRE CCG	P81036	PEEL HOUSE MEDICAL CENTRE	158	16%	12%	4%	40%	44%
01A	NHS EAST LANCASHIRE CCG	P81047	PARKSIDE SURGERY	96	24%	19%	*	46%	30%
01A	NHS EAST LANCASHIRE CCG	P81053	357 BRIERCLIFFE ROAD	79	14%	8%	*	47%	39%
01A	NHS EAST LANCASHIRE CCG	P81065	THE SURGERY	81	32%	27%	*	43%	25%
01A	NHS EAST LANCASHIRE CCG	P81069	PENDLESIDE MEDICAL PRACT	75	60%	47%	13%	31%	9%
01A	NHS EAST LANCASHIRE CCG	P81070	DR ION AND PARTNERS	63	21%	16%	*	44%	35%
01A	NHS EAST LANCASHIRE CCG	P81078	DR BROWN AND PARTNERS	139	29%	24%	6%	45%	26%
01A	NHS EAST LANCASHIRE CCG	P81088	DR ORMROD & PARTNERS	40	48%	38%	*	53%	0%
01A	NHS EAST LANCASHIRE CCG	P81095	THURSBY SURGERY	102	33%	26%	7%	43%	24%
01A	NHS EAST LANCASHIRE CCG	P81099	HASLINGDEN HEALTH CENTRE	118	32%	25%	8%	47%	21%
01A	NHS EAST LANCASHIRE CCG	P81100	THE CASTLE MEDICAL GROUP	118	43%	36%	8%	39%	18%
01A	NHS EAST LANCASHIRE CCG	P81104	OXFORD ROAD MEDICAL CTRE	54	15%	*	*	43%	43%
01A	NHS EAST LANCASHIRE CCG	P81118	ROSSENDALE PRIMARY HEALTH CARE CENTRE	121	31%	26%	6%	40%	28%
01A	NHS EAST LANCASHIRE CCG	P81123	PENDLE VALLEY PMS PRACTICE	231	34%	23%	11%	44%	22%
01A	NHS EAST LANCASHIRE CCG	P81130	PADIHAM MEDICAL CENTRE	127	20%	11%	9%	64%	16%
01A	NHS EAST LANCASHIRE CCG	P81132	WATERFOOT HEALTH CENTRE	105	31%	21%	10%	24%	45%
01A	NHS EAST LANCASHIRE CCG	P81134	THE HEALTH CENTRE	47	30%	26%	*	51%	19%
01A	NHS EAST LANCASHIRE CCG	P81137	BURNLEY WOOD MEDICAL CTR.	75	23%	21%	*	51%	27%
01A	NHS EAST LANCASHIRE CCG	P81146	MYRTLE HOUSE	76	18%	17%	*	11%	71%
01A	NHS EAST LANCASHIRE CCG	P81147	257 BLACKBURN ROAD	41	*	*	-	15%	80%
01A	NHS EAST LANCASHIRE CCG	P81160	OSWALD MEDICAL CENTRE	137	26%	19%	7%	55%	20%
01A	NHS EAST LANCASHIRE CCG	P81165	IGHTENHILL MEDICAL CENTRE	18	*	*	-	78%	11%
01A	NHS EAST LANCASHIRE CCG	P81166	DR BELLO'S SURGERY	25	*	*	*	44%	48%
01A	NHS EAST LANCASHIRE CCG	P81170	NELSON HEALTH CENTRE	77	31%	21%	10%	57%	12%
01A	NHS EAST LANCASHIRE CCG	P81182	RICHMOND MEDICAL	108	29%	18%	11%	44%	28%
01A	NHS EAST LANCASHIRE CCG	P81197	ROSEGROVE SURGERY	60	20%	17%	*	42%	38%
01A	NHS EAST LANCASHIRE CCG	P81212	THE SURGERY	54	35%	19%	17%	46%	19%
01A	NHS EAST LANCASHIRE CCG	P81215	ROSEHILL SURGERY	67	10%	9%	*	48%	42%
01A	NHS EAST LANCASHIRE CCG	P81218	THE CLAYTON MEDICAL CTR.	95	19%	14%	*	64%	17%
01A	NHS EAST LANCASHIRE CCG	P81620	SLAIDBURN HEALTH CENTRE	9	*	*	-	*	33%
01A	NHS EAST LANCASHIRE CCG	P81634	COLNE CORNER SURGERY	41	17%	*	*	39%	44%
01A	NHS EAST LANCASHIRE CCG	P81641	*TO BE CONFIRMED DORMANT*THE HORSFIELD PI	24	33%	*	*	50%	17%

Table 16 : Prevalence of breastfeeding at 6 to 8 weeks , by GP Practice, CCG, Area Team 2013/14 - Annual

Source: NHS England

Crown Copyright © 2014



Code	CCG Name	Code	GP Practice name	Number of Infant due a check	Percentage of infants being breastfed (Total or partial)	Percentage of infants totally Breastfed	Percentage of infants partially breastfed	Percentage infants not at all breastfed	Percentage infants with no known status
01A	NHS EAST LANCASHIRE CCG	P81659	GREAT HARWOOD HEALTH CTR.	55	33%	27%	*	38%	29%
01A	NHS EAST LANCASHIRE CCG	P81677	87-89 HIGH STREET	11	*	*	*	55%	18%
01A	NHS EAST LANCASHIRE CCG	P81686	ROSSENDAL VALLEY PRACTICE	25	32%	24%	*	44%	24%
01A	NHS EAST LANCASHIRE CCG	P81699	STONE BRIDGE HOUSE	28	*	*	*	*	75%
01A	NHS EAST LANCASHIRE CCG	P81711	DILL HALL SURGERY	25	*	*	*	68%	12%
01A	NHS EAST LANCASHIRE CCG	P81726	KING STREET MEDICAL CTR	26	*	*	-	23%	62%
01A	NHS EAST LANCASHIRE CCG	P81730	GREAT HARWOOD MEDICAL GROUP	94	41%	30%	12%	56%	2%
01A	NHS EAST LANCASHIRE CCG	P81731	YARNSPINNERS HEALTH CARE CENTRE	47	32%	17%	15%	36%	32%
01A	NHS EAST LANCASHIRE CCG	P81732	HARAMBEE SURGERY	24	25%	25%	-	*	67%
01A	NHS EAST LANCASHIRE CCG	P81736	WHITEFIELD HEALTH CENTRE	86	26%	20%	*	50%	24%
01A	NHS EAST LANCASHIRE CCG	P81738	DR P VALLURI	13	*	*	*	46%	23%
01A	NHS EAST LANCASHIRE CCG	P81749	60 ABBEY STREET	29	21%	*	*	48%	31%
01A	NHS EAST LANCASHIRE CCG	P81755	THE SURGERY	59	32%	29%	*	44%	24%
01A	NHS EAST LANCASHIRE CCG	P81756	DANEHOUSE MEDICAL CENTRE	84	43%	21%	21%	27%	30%
01A	NHS EAST LANCASHIRE CCG	P81757	BARROWFORD SURGERY	25	56%	52%	*	32%	12%
01A	NHS EAST LANCASHIRE CCG	P81778	COLNE HEALTH CENTRE	45	*	-	*	22%	76%
01A	NHS EAST LANCASHIRE CCG	P81779	*TO BE CONFIRMED DORMANT* EAGLE MEDICAL F	43	26%	16%	*	51%	23%
01A	NHS EAST LANCASHIRE CCG	P81780	RUSKIN HEALTH CARE	96	9%	*	*	15%	76%
01A	NHS EAST LANCASHIRE CCG	P81797	*TO BE CONFIRMED DORMANT*DR BROWN BRIER	52	35%	21%	13%	46%	19%
01A	NHS EAST LANCASHIRE CCG	Y02605	ACCRINGTON VICTORIA HEALTH ACCESS CENTRE	28	*	*	-	39%	43%
01A	NHS EAST LANCASHIRE CCG	Y02606	FAIRMORE MEDICAL PRACTICE ROSSENDALE PHCC	83	31%	25%	*	42%	27%
01E	NHS GREATER PRESTON CCG	P81015	LYTHAM ROAD SURGERY	107	53%	37%	16%	45%	2%
01E	NHS GREATER PRESTON CCG	P81018	ST FILLAN'S MEDICAL CTRE	63	48%	40%	*	51%	2%
01E	NHS GREATER PRESTON CCG	P81040	LONGTON HEALTH CENTRE	91	38%	31%	8%	60%	1%
01E	NHS GREATER PRESTON CCG	P81046	PARK VIEW SURGERY	63	49%	41%	*	41%	10%
01E	NHS GREATER PRESTON CCG	P81055	BERRY LANE MEDICAL CENTRE	69	20%	13%	*	32%	48%
01E	NHS GREATER PRESTON CCG	P81059	GREAT ECCLESTON HLTH CTR	61	33%	30%	*	56%	11%
01E	NHS GREATER PRESTON CCG	P81067	THE HEALTHCARE CENTRE	172	42%	29%	13%	56%	2%
01E	NHS GREATER PRESTON CCG	P81071	NEW HALL LANE PRACTICE	130	28%	17%	11%	70%	2%
01E	NHS GREATER PRESTON CCG	P81093	GEOFFREY STREET SURGERY	29	24%	*	*	62%	14%
01E	NHS GREATER PRESTON CCG	P81103	BROADWAY SURGERY	99	33%	22%	11%	66%	1%
01E	NHS GREATER PRESTON CCG	P81107	STONEBRIDGE SURGERY	60	22%	12%	10%	38%	40%
01E	NHS GREATER PRESTON CCG	P81119	DOCLAND MEDICAL CENTRE	96	21%	14%	7%	75%	4%
01E	NHS GREATER PRESTON CCG	P81152	THE SURGERY	68	40%	24%	16%	41%	19%
01E	NHS GREATER PRESTON CCG	P81163	THE ST PAULS SURGERY	27	33%	*	*	56%	11%
01E	NHS GREATER PRESTON CCG	P81169	FISHERGATE HILL SURGERY	78	40%	23%	17%	58%	3%
01E	NHS GREATER PRESTON CCG	P81176	MOOR PARK SURGERY	61	23%	11%	11%	57%	20%
01E	NHS GREATER PRESTON CCG	P81179	LOSTOCK HALL MEDICAL CTR.	33	27%	*	*	73%	0%
01E	NHS GREATER PRESTON CCG	P81184	RIBBLETON MEDICAL CTR	149	19%	15%	*	80%	1%
01E	NHS GREATER PRESTON CCG	P81185	RIVERSIDE MEDICAL CENTRE	115	43%	33%	10%	55%	2%
01E	NHS GREATER PRESTON CCG	P81196	DEEPPDALE SURGERY	164	46%	26%	21%	47%	7%
01E	NHS GREATER PRESTON CCG	P81213	ST.MARY'S HEALTH CENTRE	100	24%	17%	7%	73%	3%
01E	NHS GREATER PRESTON CCG	P81647	310 ST. GEORGES ROAD	26	62%	27%	35%	*	19%
01E	NHS GREATER PRESTON CCG	P81664	PARK MEDICAL PRACTICE	187	39%	27%	12%	59%	2%
01E	NHS GREATER PRESTON CCG	P81667	34-35 ASHTON STREET	8	*	*	*	*	25%
01E	NHS GREATER PRESTON CCG	P81685	232 DEEPPDALE ROAD	20	40%	35%	*	55%	5%
01E	NHS GREATER PRESTON CCG	P81691	THE SURGERY	15	*	*	*	53%	13%
01E	NHS GREATER PRESTON CCG	P81700	ASHTON HEALTH CENTRE	21	38%	*	*	62%	0%
01E	NHS GREATER PRESTON CCG	P81705	DR Q KHAN	39	54%	28%	26%	33%	13%
01E	NHS GREATER PRESTON CCG	P81735	RIBBLE VILLAGE SURGERY	43	21%	*	*	77%	2%
01E	NHS GREATER PRESTON CCG	P81748	BRIARWOOD MEDICAL CENTRE	55	27%	16%	11%	67%	5%
01E	NHS GREATER PRESTON CCG	P81750	49 FRENCHWOOD AVENUE	19	79%	42%	37%	*	5%
01E	NHS GREATER PRESTON CCG	P81763	110 DEEPPDALE ROAD	32	59%	28%	31%	31%	9%
01E	NHS GREATER PRESTON CCG	P81770	AVENHAM LANE PRACTICE	70	46%	19%	27%	49%	6%
01E	NHS GREATER PRESTON CCG	P81785	THE HEALTHCARE CENTRE	21	29%	*	*	71%	0%
01K	NHS LANCASHIRE NORTH CCG	P81002	DALTON SQUARE PRACTICE	118	42%	34%	8%	55%	3%
01K	NHS LANCASHIRE NORTH CCG	P81006	WINDSOR SURGERY	62	35%	27%	*	35%	29%
01K	NHS LANCASHIRE NORTH CCG	P81011	MEADOWSIDE MEDICAL PRACT	65	48%	42%	*	49%	3%
01K	NHS LANCASHIRE NORTH CCG	P81013	QUEEN SQUARE SURGERY	130	48%	42%	7%	46%	5%
01K	NHS LANCASHIRE NORTH CCG	P81029	ASHTREES SURGERY	113	50%	39%	11%	45%	5%
01K	NHS LANCASHIRE NORTH CCG	P81056	ROSEBANK SURGERY	132	43%	30%	14%	49%	8%
01K	NHS LANCASHIRE NORTH CCG	P81064	DR P F TYNAN	93	59%	40%	19%	40%	1%

Table 16 : Prevalence of breastfeeding at 6 to 8 weeks , by GP Practice, CCG, Area Team 2013/14 - Annual

Source: NHS England

Crown Copyright © 2014



Code	CCG Name	Code	GP Practice name	Number of Infant due a check	Percentage of infants being breastfed (Total or partial)	Percentage of infants totally Breastfed	Percentage of infants partially breastfed	Percentage infants not at all breastfed	Percentage infants with no known status
01K	NHS LANCASHIRE NORTH CCG	P81085	YORK BRIDGE SURGERY	73	23%	16%	*	59%	18%
01K	NHS LANCASHIRE NORTH CCG	P81091	67 OWEN ROAD	125	21%	12%	9%	72%	7%
01K	NHS LANCASHIRE NORTH CCG	P81153	THE WESTGATE MED PRACTICE	89	22%	18%	*	61%	17%
01K	NHS LANCASHIRE NORTH CCG	P81190	LANDSCAPE SURGERY	49	29%	27%	*	55%	16%
01K	NHS LANCASHIRE NORTH CCG	P81624	STRAWBERRY GDNS MEDICAL PRACTICE	89	28%	26%	*	60%	12%
01K	NHS LANCASHIRE NORTH CCG	Y01008	COASTAL MEDICAL GROUP	379	27%	21%	7%	62%	11%
02G	NHS WEST LANCASHIRE CCG	P81014	LEYLAND HOUSE SURGERY	74	34%	24%	9%	66%	0%
02G	NHS WEST LANCASHIRE CCG	P81039	HILLSIDE HEALTH CENTRE	88	11%	8%	*	86%	2%
02G	NHS WEST LANCASHIRE CCG	P81041	PARK GATE SURGERY	40	40%	35%	*	58%	3%
02G	NHS WEST LANCASHIRE CCG	P81045	THE ELMS PRACTICE	41	37%	22%	15%	32%	32%
02G	NHS WEST LANCASHIRE CCG	P81084	HALL GREEN SURGERY	36	36%	22%	*	61%	3%
02G	NHS WEST LANCASHIRE CCG	P81096	THE SURGERY	52	54%	37%	17%	44%	2%
02G	NHS WEST LANCASHIRE CCG	P81112	BEACON PRIMARY CARE	145	26%	19%	7%	63%	10%
02G	NHS WEST LANCASHIRE CCG	P81121	BIRLEYWOOD HEALTH CENTRE	19	*	*	-	68%	5%
02G	NHS WEST LANCASHIRE CCG	P81136	SANDY LANE HEALTH CENTRE	23	*	*	*	87%	0%
02G	NHS WEST LANCASHIRE CCG	P81138	BURSCOUGH HEALTH CENTRE	27	33%	26%	*	59%	7%
02G	NHS WEST LANCASHIRE CCG	P81177	VIRAN MEDICAL CENTRE	26	58%	27%	31%	42%	0%
02G	NHS WEST LANCASHIRE CCG	P81201	ASHURST HEALTH CENTRE	57	39%	16%	23%	61%	0%
02G	NHS WEST LANCASHIRE CCG	P81208	BIRLEYWOOD HEALTH CENTRE	149	26%	11%	15%	61%	13%
02G	NHS WEST LANCASHIRE CCG	P81646	LATHOM HOUSE SURGERY	33	33%	18%	*	67%	0%
02G	NHS WEST LANCASHIRE CCG	P81674	BURSCOUGH HEALTH CENTRE	45	31%	22%	*	67%	2%
02G	NHS WEST LANCASHIRE CCG	P81695	AUGHTON SURGERY	53	51%	42%	*	47%	2%
02G	NHS WEST LANCASHIRE CCG	P81710	TARLETON GROUP PRACTICE	57	40%	32%	*	60%	0%
02G	NHS WEST LANCASHIRE CCG	P81727	109 COUNTY ROAD	17	35%	35%	-	65%	0%
02G	NHS WEST LANCASHIRE CCG	P81758	MATTHEW RYDER CLINIC	19	58%	37%	*	42%	0%
02G	NHS WEST LANCASHIRE CCG	P81764	SANDY LANE HEALTH CENTRE	27	*	*	-	89%	0%
02G	NHS WEST LANCASHIRE CCG	P81772	NORTH MEOLS MED CTR	21	33%	33%	-	43%	24%
02G	NHS WEST LANCASHIRE CCG	P81774	SANDY LANE HEALTH CENTRE	18	*	*	-	89%	0%
02M	NHS FYLDE & WYRE CCG	P81031	24-26 ST.ANNES ROAD EAST	69	32%	23%	9%	61%	7%
02M	NHS FYLDE & WYRE CCG	P81037	THE SURGERY	72	33%	29%	*	53%	14%
02M	NHS FYLDE & WYRE CCG	P81077	HOLLAND HOUSE	86	36%	27%	9%	31%	33%
02M	NHS FYLDE & WYRE CCG	P81079	THE THORNTON PRACTICE	89	18%	16%	*	46%	36%
02M	NHS FYLDE & WYRE CCG	P81086	BROADWAY MEDICAL CENTRE	106	13%	10%	*	70%	17%
02M	NHS FYLDE & WYRE CCG	P81087	THE OVER-WYRE MED.CTR.	68	31%	19%	12%	62%	7%
02M	NHS FYLDE & WYRE CCG	P81089	MOUNTVIEW SURGERY	126	19%	16%	*	71%	10%
02M	NHS FYLDE & WYRE CCG	P81128	KIRKHAM HEALTH CENTRE	82	51%	41%	10%	46%	2%
02M	NHS FYLDE & WYRE CCG	P81129	ASH TREE HOUSE	105	24%	20%	*	34%	42%
02M	NHS FYLDE & WYRE CCG	P81133	THE VILLAGE PRACTICE	82	20%	13%	*	60%	21%
02M	NHS FYLDE & WYRE CCG	P81149	WESTBOURNE COURT	51	29%	20%	*	57%	14%
02M	NHS FYLDE & WYRE CCG	P81150	CLIFTON MEDICAL PRACTICE	39	21%	21%	-	54%	26%
02M	NHS FYLDE & WYRE CCG	P81157	FERNBANK SURGERY	77	32%	21%	12%	53%	14%
02M	NHS FYLDE & WYRE CCG	P81191	QUEENSWAY SURGERY	66	33%	26%	*	58%	9%
02M	NHS FYLDE & WYRE CCG	P81210	ST ANNES HEALTH CENTRE	55	44%	35%	*	51%	5%
02M	NHS FYLDE & WYRE CCG	P81668	DR ALI'S SURGERY	23	-	-	-	52%	48%
02M	NHS FYLDE & WYRE CCG	P81690	BELL VUE SURGERY	19	*	*	*	53%	37%
02M	NHS FYLDE & WYRE CCG	P81737	THE OLD LINKS SURGERY	7	*	*	*	*	0%
02M	NHS FYLDE & WYRE CCG	P81742	BEECHWOOD SURGERY	12	*	*	-	*	17%
02M	NHS FYLDE & WYRE CCG	P81745	6 WAVERLEY ROAD	30	*	*	*	60%	23%
02M	NHS FYLDE & WYRE CCG	P81762	CARLETON SURGERY	25	44%	32%	*	28%	28%

Table 16 : Prevalence of breastfeeding at 6 to 8 weeks , by GP Practice, CCG, Area Team 2013/14 - Annual

Source: NHS England
Crown Copyright © 2014

Code	CCG Name	Code	GP Practice name	Number of Infant due a check	Percentage of infants being breastfed (Total or partial)	Percentage of infants totally Breastfed	Percentage of infants partially breastfed	Percentage infants not at all breastfed	Percentage infants with no known status
01F	NHS HALTON CCG	N81011	BEACONSFIELD SURGERY	103	35%	28%	7%	64%	1%
01F	NHS HALTON CCG	N81019	CASTLEFIELDS HEALTH CENTRE	138	18%	11%	7%	82%	0%
01F	NHS HALTON CCG	N81035	APPLETON VILLAGE SURGERY	122	23%	20%	*	77%	0%
01F	NHS HALTON CCG	N81037	THE BEECHES MEDICAL CTR.	87	17%	10%	7%	82%	1%
01F	NHS HALTON CCG	N81045	PEELHOUSE MEDICAL PLAZA	170	22%	16%	6%	76%	2%
01F	NHS HALTON CCG	N81054	WEAVER VALE PRACTICE	99	23%	17%	6%	77%	0%
01F	NHS HALTON CCG	N81057	TOWER HOUSE PRACTICE	155	26%	20%	6%	74%	0%
01F	NHS HALTON CCG	N81064	NEWTOWN SURGERY	111	14%	12%	*	81%	5%
01F	NHS HALTON CCG	N81066	GROVE HOUSE PRACTICE	106	23%	18%	*	77%	0%
01F	NHS HALTON CCG	N81072	MURDISHAW HEALTH CENTRE	79	18%	18%	-	82%	0%
01F	NHS HALTON CCG	N81096	BROOKVALE PRACTICE	104	13%	11%	*	88%	0%
01F	NHS HALTON CCG	N81119	HOUGH GREEN HEALTH PARK	53	13%	13%	-	85%	2%
01F	NHS HALTON CCG	N81618	HEATH ROAD MEDICAL CENTRE	29	34%	28%	*	62%	3%
01F	NHS HALTON CCG	N81619	OAKS PLACE SURGERY	52	17%	13%	*	83%	0%
01F	NHS HALTON CCG	N81625	WEST BANK MEDICAL CENTRE	33	21%	*	18%	73%	6%
01F	NHS HALTON CCG	N81651	UPTON ROCKS PRIMARY SURGERY	22	32%	32%	-	68%	0%
01F	NHS HALTON CCG	Y02512	WINDMILL HILL MEDICAL CTR WIND	49	33%	29%	*	65%	2%
01J	NHS KNOWSLEY CCG	N83009	WINGATE MEDICAL CENTRE	129	18%	16%	*	81%	2%
01J	NHS KNOWSLEY CCG	N83013	THE HALEWOOD CENTRE	49	29%	27%	*	69%	2%
01J	NHS KNOWSLEY CCG	N83014	DINAS LANE MEDICAL CENTRE	102	14%	10%	*	84%	2%
01J	NHS KNOWSLEY CCG	N83015	THE BLUEBELL LANE MEDICAL PRACTICE	51	22%	20%	*	71%	8%
01J	NHS KNOWSLEY CCG	N83018	STOCKBRIDGE VILLAGE HT. CT	95	14%	8%	*	81%	5%
01J	NHS KNOWSLEY CCG	N83024	PARKHOUSE MEDICAL CTR	74	22%	16%	*	73%	5%
01J	NHS KNOWSLEY CCG	N83025	NORTH HUXTON PCRC	42	14%	*	*	83%	2%
01J	NHS KNOWSLEY CCG	N83028	MANOR FARM PRIMARY CARE RESOURCE CENTRE	221	19%	11%	7%	76%	5%
01J	NHS KNOWSLEY CCG	N83030	PILCH LANE SURGERY	38	32%	26%	*	61%	8%
01J	NHS KNOWSLEY CCG	N83031	ROSEHEATH SURGERY	28	32%	29%	*	68%	0%
01J	NHS KNOWSLEY CCG	N83032	SOUTHDENE PRIMARY CARE	149	21%	15%	6%	77%	1%
01J	NHS KNOWSLEY CCG	N83033	ST.LAURENCE'S MEDICAL CTR	65	22%	14%	*	74%	5%
01J	NHS KNOWSLEY CCG	N83043	LONGVIEW PRIMARY CARE CENTRE	35	*	*	*	83%	3%
01J	NHS KNOWSLEY CCG	N83047	104 TARBOCK ROAD	37	30%	24%	*	68%	3%
01J	NHS KNOWSLEY CCG	N83055	TRENTHAM MEDICAL CENTRE	63	*	*	*	79%	13%
01J	NHS KNOWSLEY CCG	N83056	485 PRINCESS DRIVE	36	22%	19%	*	78%	0%
01J	NHS KNOWSLEY CCG	N83057	THE FAMILY HEALTH CENTRE	36	*	*	-	89%	0%
01J	NHS KNOWSLEY CCG	N83058	HEATH JG - GRESFORD MEDICAL CENTRE	10	*	*	*	60%	0%
01J	NHS KNOWSLEY CCG	N83601	THE MACMILLAN SURGERY	26	*	*	*	85%	4%
01J	NHS KNOWSLEY CCG	N83603	PRESCOT PRIMARY CARE	72	25%	15%	10%	71%	4%
01J	NHS KNOWSLEY CCG	N83605	HOLLIES MEDICAL CENTRE	48	44%	31%	13%	56%	0%
01J	NHS KNOWSLEY CCG	N83608	TOWER HILL PRIMARY CARE & COMMUNITY RESOU	103	15%	11%	*	78%	8%
01J	NHS KNOWSLEY CCG	N83609	WHISTON PRIMARY CARE RESOURCE CENTRE	41	32%	27%	*	68%	0%
01J	NHS KNOWSLEY CCG	N83610	COLBY MEDICAL CENTRE	25	*	*	*	80%	0%
01J	NHS KNOWSLEY CCG	N83611	WHISTON PCRC	29	28%	*	*	69%	3%
01J	NHS KNOWSLEY CCG	N83612	ST JOHN'S SURGERY	40	25%	*	*	65%	10%
01J	NHS KNOWSLEY CCG	N83619	THE ROBY MEDICAL CENTRE	8	*	*	-	75%	0%
01J	NHS KNOWSLEY CCG	N83621	HILLSIDE HOUSE SURGERY	36	*	*	*	86%	6%
01J	NHS KNOWSLEY CCG	N83622	30 HILLSIDE ROAD	32	*	*	*	94%	0%
01J	NHS KNOWSLEY CCG	N83633	NUTGROVE VILLA SURGERY	40	18%	15%	*	80%	3%
01J	NHS KNOWSLEY CCG	Y02516	OPTIONS ST CHADS HEALTH CENTRE	13	*	*	-	62%	15%
01T	NHS SOUTH SEFTON CCG	N84001	42 KINGSWAY	64	44%	33%	11%	55%	2%
01T	NHS SOUTH SEFTON CCG	N84002	2 AINTREE ROAD	34	*	*	*	79%	6%
01T	NHS SOUTH SEFTON CCG	N84003	HIGH PASTURES SURGERY	125	29%	22%	7%	67%	4%
01T	NHS SOUTH SEFTON CCG	N84004	GLOVERS LANE SURGERY	109	8%	6%	*	90%	2%
01T	NHS SOUTH SEFTON CCG	N84007	133 LIVERPOOL ROAD	26	23%	*	*	73%	4%
01T	NHS SOUTH SEFTON CCG	N84009	20 KINGSWAY	33	42%	21%	21%	55%	3%
01T	NHS SOUTH SEFTON CCG	N84010	MAGHULL HEALTH CENTRE	37	32%	22%	*	68%	0%
01T	NHS SOUTH SEFTON CCG	N84011	81 CROSBY ROAD NORTH	76	39%	26%	13%	61%	0%
01T	NHS SOUTH SEFTON CCG	N84015	BOOTLE VILLAGE SURGERY	66	*	*	*	88%	5%
01T	NHS SOUTH SEFTON CCG	N84016	MOORE STREET MEDICAL CTR	91	15%	13%	*	81%	3%
01T	NHS SOUTH SEFTON CCG	N84019	NORTH PARK HEALTH CENTRE	82	7%	*	*	93%	0%
01T	NHS SOUTH SEFTON CCG	N84020	BLUNDELLSANDS SURGERY	103	36%	28%	8%	61%	3%
01T	NHS SOUTH SEFTON CCG	N84023	66-88 BRIDGE ROAD	117	16%	13%	*	80%	3%
01T	NHS SOUTH SEFTON CCG	N84025	WESTWAY MEDICAL CENTRE	76	26%	21%	*	71%	3%

Table 16 : Prevalence of breastfeeding at 6 to 8 weeks , by GP Practice, CCG, Area Team 2013/14 - Annual

Source: NHS England
Crown Copyright © 2014



Code	CCG Name	Code	GP Practice name	Number of Infant due a check	Percentage of infants being breastfed (Total or partial)	Percentage of infants totally Breastfed	Percentage of infants partially breastfed	Percentage infants not at all breastfed	Percentage infants with no known status
01T	NHS SOUTH SEFTON CCG	N84026	3 LITTLE CROSBY ROAD	41	51%	41%	*	49%	0%
01T	NHS SOUTH SEFTON CCG	N84027	ORRELL PARK MEDICAL CTR	56	20%	18%	*	77%	4%
01T	NHS SOUTH SEFTON CCG	N84028	THE STRAND MEDICAL CENTRE	115	10%	9%	*	87%	3%
01T	NHS SOUTH SEFTON CCG	N84029	91/93 GORSEY LANE	88	17%	11%	*	81%	2%
01T	NHS SOUTH SEFTON CCG	N84034	PARK STREET SURGERY	80	21%	19%	*	73%	6%
01T	NHS SOUTH SEFTON CCG	N84035	15 SEFTON ROAD	48	15%	*	*	83%	2%
01T	NHS SOUTH SEFTON CCG	N84038	CONCEPT HOUSE SURGERY	60	12%	*	*	77%	12%
01T	NHS SOUTH SEFTON CCG	N84041	30 KINGSWAY	45	44%	40%	*	56%	0%
01T	NHS SOUTH SEFTON CCG	N84043	SEAFORTH VILLAGE PRACTICE	31	*	*	-	87%	0%
01T	NHS SOUTH SEFTON CCG	N84605	SOUTH SEFTON PCT MS PRACTICE	46	20%	17%	*	78%	2%
01T	NHS SOUTH SEFTON CCG	N84615	RAWSON MEDICAL CENTRE	32	28%	25%	*	72%	0%
01T	NHS SOUTH SEFTON CCG	N84616	129 SEFTON ROAD	11	-	-	-	73%	27%
01T	NHS SOUTH SEFTON CCG	N84621	THORNTON SURGERY	27	22%	*	*	70%	7%
01T	NHS SOUTH SEFTON CCG	N84622	MAGHULL HEALTH CENTRE	12	*	*	-	92%	0%
01T	NHS SOUTH SEFTON CCG	N84624	MAGHULL HEALTH CENTRE	9	*	-	*	78%	11%
01T	NHS SOUTH SEFTON CCG	N84626	HIGHTOWN VILLAGE SURGERY	15	*	*	-	80%	0%
01T	NHS SOUTH SEFTON CCG	N84627	CROSSWAYS PRACTICE	30	43%	43%	-	53%	3%
01T	NHS SOUTH SEFTON CCG	N84630	NETHERTON HEALTH CENTRE	28	*	-	*	96%	0%
01T	NHS SOUTH SEFTON CCG	Y00446	MAGHULL PCT PRACTICE	33	33%	27%	*	64%	3%
01T	NHS SOUTH SEFTON CCG	Y02514	LITTERLAND PRIMARY CARE WALK IN SERVICE	13	*	*	-	69%	15%
01V	NHS SOUTHPORT AND FORMBY CCG	N84005	CUMBERLAND HOUSE	59	31%	27%	*	66%	3%
01V	NHS SOUTHPORT AND FORMBY CCG	N84006	CHAPEL LANE SURGERY	51	49%	49%	-	49%	2%
01V	NHS SOUTHPORT AND FORMBY CCG	N84008	11 NORWOOD AVENUE	71	35%	25%	10%	65%	0%
01V	NHS SOUTHPORT AND FORMBY CCG	N84012	AINSDALE MEDICAL CENTRE	91	22%	14%	8%	74%	4%
01V	NHS SOUTHPORT AND FORMBY CCG	N84013	CURZON ROAD MEDICAL PRACTICE	28	43%	39%	*	43%	14%
01V	NHS SOUTHPORT AND FORMBY CCG	N84014	THE SURGERY	22	*	*	-	77%	0%
01V	NHS SOUTHPORT AND FORMBY CCG	N84017	CHURCHTOWN MEDICAL CENTRE	88	38%	28%	9%	61%	1%
01V	NHS SOUTHPORT AND FORMBY CCG	N84018	THE VILLAGE SURGERY	48	50%	38%	13%	46%	4%
01V	NHS SOUTHPORT AND FORMBY CCG	N84021	ST MARKS MEDICAL CENTRE	185	32%	29%	3%	66%	2%
01V	NHS SOUTHPORT AND FORMBY CCG	N84024	41 YORK ROAD	60	27%	23%	*	72%	2%
01V	NHS SOUTHPORT AND FORMBY CCG	N84032	125 SUSSEX ROAD	15	*	*	*	60%	13%
01V	NHS SOUTHPORT AND FORMBY CCG	N84036	FRESHFIELD SURGERY	26	69%	62%	*	31%	0%
01V	NHS SOUTHPORT AND FORMBY CCG	N84037	LINCOLN HOUSE SURGERY	25	48%	48%	-	40%	12%
01V	NHS SOUTHPORT AND FORMBY CCG	N84611	ROE LANE SURGERY	18	33%	33%	-	67%	0%
01V	NHS SOUTHPORT AND FORMBY CCG	N84613	THE CORNER SURGERY	34	32%	32%	-	65%	3%
01V	NHS SOUTHPORT AND FORMBY CCG	N84614	MARSHIDE SURGERY	29	28%	*	*	59%	14%
01V	NHS SOUTHPORT AND FORMBY CCG	N84617	KEW SURGERY	56	45%	36%	*	48%	7%
01V	NHS SOUTHPORT AND FORMBY CCG	N84618	THE HOLLIES	31	45%	45%	-	48%	6%
01V	NHS SOUTHPORT AND FORMBY CCG	N84625	THE FAMILY SURGERY	51	29%	24%	*	69%	2%
01V	NHS SOUTHPORT AND FORMBY CCG	Y02610	TRINITY PRACTICE	59	42%	39%	*	56%	2%
01X	NHS ST HELENS CCG	N83001	RAINBOW MEDICAL CENTRES	157	19%	10%	9%	79%	2%
01X	NHS ST HELENS CCG	N83002	PATTERDALE LODGE MED CTR	135	30%	21%	10%	67%	3%
01X	NHS ST HELENS CCG	N83003	ORMSKIRK HOUSE SURGERY	64	22%	13%	9%	78%	0%
01X	NHS ST HELENS CCG	N83005	102 MARKET STREET	75	21%	16%	*	75%	4%
01X	NHS ST HELENS CCG	N83006	PHOENIX MEDICAL CENTRE	30	23%	*	*	73%	3%
01X	NHS ST HELENS CCG	N83007	LINGHOLME HEALTH CENTRE	17	*	*	-	76%	0%
01X	NHS ST HELENS CCG	N83008	BERRYMEAD FAMILY MED.CTR.	38	*	*	-	84%	3%
01X	NHS ST HELENS CCG	N83010	529 WARRINGTON ROAD	42	40%	24%	17%	57%	2%
01X	NHS ST HELENS CCG	N83012	MILL STREET MEDICAL CTR.	85	26%	24%	*	74%	0%
01X	NHS ST HELENS CCG	N83016	39 JUNCTION LANE	13	-	-	-	100%	0%
01X	NHS ST HELENS CCG	N83017	28-30 HALL STREET	32	19%	*	*	81%	0%
01X	NHS ST HELENS CCG	N83019	THE SURGERY	39	18%	18%	-	77%	5%
01X	NHS ST HELENS CCG	N83020	HAYDOCK MEDICAL CENTRE	79	22%	15%	*	77%	1%
01X	NHS ST HELENS CCG	N83021	FOUR ACRE HEALTH CENTRE	94	17%	14%	*	82%	1%
01X	NHS ST HELENS CCG	N83022	LIME GROVE SURGERY	51	22%	20%	*	78%	0%
01X	NHS ST HELENS CCG	N83023	PARK HOUSE SURGERY	47	*	*	*	87%	2%
01X	NHS ST HELENS CCG	N83026	PARKFIELD SURGERY	30	*	*	-	93%	3%
01X	NHS ST HELENS CCG	N83027	CENTRAL SURGERY	63	21%	13%	*	78%	2%
01X	NHS ST HELENS CCG	N83035	THE SPINNEY MEDICAL CTR.	59	12%	12%	-	86%	2%
01X	NHS ST HELENS CCG	N83041	THE HEALTH CENTRE	36	31%	19%	*	64%	6%
01X	NHS ST HELENS CCG	N83045	NEWTON MEDICAL CENTRE	60	15%	*	*	77%	8%
01X	NHS ST HELENS CCG	N83049	KENNETH MACRAE MED CENTRE	21	48%	*	*	48%	5%

Table 16 : Prevalence of breastfeeding at 6 to 8 weeks , by GP Practice, CCG, Area Team 2013/14 - Annual

Source: NHS England
Crown Copyright © 2014

Code	CCG Name	Code	GP Practice name	Number of Infant due a check	Percentage of infants being breastfed (Total or partial)	Percentage of infants totally Breastfed	Percentage of infants partially breastfed	Percentage infants not at all breastfed	Percentage infants with no known status
01X	NHS ST HELENS CCG	N83050	THE BOWERY MEDICAL CENTRE	46	15%	*	*	80%	4%
01X	NHS ST HELENS CCG	N83053	LONGTON MEDICAL CENTRE	53	25%	11%	13%	74%	2%
01X	NHS ST HELENS CCG	N83054	BETHANY MEDICAL CENTRE	41	22%	20%	*	76%	2%
01X	NHS ST HELENS CCG	N83060	HOLLY BANK SURGERY FINGERPOST	29	21%	*	*	79%	0%
01X	NHS ST HELENS CCG	N83604	CORNERSTONE SURGERY	19	*	*	*	74%	0%
01X	NHS ST HELENS CCG	N83614	ECCLESTON MEDICAL CENTRE	29	34%	28%	*	66%	0%
01X	NHS ST HELENS CCG	N83620	SANDFIELD MEDICAL CENTRE	31	*	*	*	84%	0%
01X	NHS ST HELENS CCG	N83624	21A OLD WHINT ROAD	31	26%	19%	*	74%	0%
01X	NHS ST HELENS CCG	N83628	NEWTON COMMUNITY HOSPITAL PRACTICE	46	24%	15%	*	72%	4%
01X	NHS ST HELENS CCG	N83635	THE CROSSROADS SURGERY	32	38%	25%	*	63%	0%
01X	NHS ST HELENS CCG	N83636	LANCASTER HOUSE MED.CTR.	35	*	*	*	86%	3%
01X	NHS ST HELENS CCG	N83637	NEWHOLME SURGERY	33	21%	18%	*	70%	9%
01X	NHS ST HELENS CCG	Y00475	BILLINGE ROAD	38	34%	29%	*	63%	3%
01X	NHS ST HELENS CCG	Y02510	SHERDLEY MEDICAL CENTRE	33	21%	18%	*	73%	6%
01X	NHS ST HELENS CCG	Y02513	WIDNES GP HEALTH CENTRE	*	-	-	-	*	0%
99A	NHS LIVERPOOL CCG	N82001	THE MARGARET THOMPSON MED	58	17%	10%	*	79%	3%
99A	NHS LIVERPOOL CCG	N82002	YEW TREE CTR	72	24%	19%	*	72%	4%
99A	NHS LIVERPOOL CCG	N82003	DOVECOT FAMILY HEALTH CTR	33	27%	24%	*	70%	3%
99A	NHS LIVERPOOL CCG	N82004	GARSTON FAMILY HEALTH CTR	36	31%	22%	*	67%	3%
99A	NHS LIVERPOOL CCG	N82009	23 DARBY ROAD	71	48%	37%	11%	48%	4%
99A	NHS LIVERPOOL CCG	N82011	PRIORY MEDICAL CENTRE	148	21%	9%	11%	75%	4%
99A	NHS LIVERPOOL CCG	N82014	19 LANCE LANE	73	45%	33%	12%	53%	1%
99A	NHS LIVERPOOL CCG	N82018	ELLERGREEN MEDICAL CENTRE	164	23%	19%	4%	73%	4%
99A	NHS LIVERPOOL CCG	N82019	LANGBANK MEDICAL CENTRE	61	*	*	-	92%	0%
99A	NHS LIVERPOOL CCG	N82022	EDGE HILL HEALTH CENTRE	88	34%	22%	13%	63%	3%
99A	NHS LIVERPOOL CCG	N82024	276 EATON ROAD	122	29%	23%	6%	69%	2%
99A	NHS LIVERPOOL CCG	N82026	7 SMITHDOWN PLACE	58	55%	45%	10%	34%	10%
99A	NHS LIVERPOOL CCG	N82033	THE RIVERSIDE CTR FOR HTH	57	30%	18%	12%	68%	2%
99A	NHS LIVERPOOL CCG	N82034	THE VILLAGE SURGERY	51	18%	*	*	76%	6%
99A	NHS LIVERPOOL CCG	N82035	584 MATHER AVENUE	93	38%	28%	10%	59%	3%
99A	NHS LIVERPOOL CCG	N82036	NETHERLEY HEALTH CENTRE	31	*	*	*	94%	0%
99A	NHS LIVERPOOL CCG	N82037	WESTMORELAND GEN.PRAC.CTR	111	12%	8%	*	83%	5%
99A	NHS LIVERPOOL CCG	N82039	STORRS DALE MEDICAL CENTRE	24	46%	25%	*	54%	0%
99A	NHS LIVERPOOL CCG	N82041	OAKVALE MEDICAL CENTRE	56	25%	20%	*	73%	2%
99A	NHS LIVERPOOL CCG	N82046	SEFTON PARK MEDICAL CTR.	67	45%	30%	15%	46%	9%
99A	NHS LIVERPOOL CCG	N82048	BREEZE HILL NEIGHBOURHOOD HEALTH CTR	78	9%	*	*	86%	5%
99A	NHS LIVERPOOL CCG	N82049	WESTMINSTER MEDICAL CTR.	62	18%	10%	*	81%	2%
99A	NHS LIVERPOOL CCG	N82050	CORBROOK	18	*	*	*	83%	0%
99A	NHS LIVERPOOL CCG	N82051	CHILVERS MCCREA MEDICAL PRACTICE	18	*	*	-	94%	0%
99A	NHS LIVERPOOL CCG	N82052	TOWNSEND MEDICAL CENTRE	33	*	*	*	82%	3%
99A	NHS LIVERPOOL CCG	N82053	THE ORRELL PARK SURGERY	131	28%	22%	6%	69%	2%
99A	NHS LIVERPOOL CCG	N82054	ABERCROMBY HEALTH CENTRE	58	60%	31%	29%	29%	10%
99A	NHS LIVERPOOL CCG	N82058	ROCK COURT SURGERY	58	26%	12%	14%	71%	3%
99A	NHS LIVERPOOL CCG	N82059	8 GREENBANK DRIVE	50	66%	34%	32%	32%	2%
99A	NHS LIVERPOOL CCG	N82060	STANLEY MEDICAL CENTRE	36	*	*	*	78%	8%
99A	NHS LIVERPOOL CCG	N82062	FULWOOD GREEN MEDICAL CTR	92	49%	36%	13%	41%	10%
99A	NHS LIVERPOOL CCG	N82065	EARLE ROAD MEDICAL CENTRE	50	42%	24%	18%	50%	8%
99A	NHS LIVERPOOL CCG	N82066	WOOLTON HOUSE MEDICAL CTR	98	45%	35%	10%	51%	4%
99A	NHS LIVERPOOL CCG	N82067	BENIM MEDICAL CENTRE	35	49%	29%	20%	51%	0%
99A	NHS LIVERPOOL CCG	N82070	THE ELMS MEDICAL CENTRE	73	33%	27%	*	63%	4%
99A	NHS LIVERPOOL CCG	N82073	THE ASH SURGERY	76	64%	51%	13%	33%	3%
99A	NHS LIVERPOOL CCG	N82074	OLD SWAN HEALTH CENTRE	99	25%	19%	6%	72%	3%
99A	NHS LIVERPOOL CCG	N82076	PRINCES PARK HEALTH CTR.	116	67%	37%	30%	29%	3%
99A	NHS LIVERPOOL CCG	N82077	BOUSFIELD HEALTH CENTRE	30	30%	23%	*	67%	3%
99A	NHS LIVERPOOL CCG	N82078	BOUSFIELD HEALTH CENTRE	43	*	*	-	91%	2%
99A	NHS LIVERPOOL CCG	N82079	GREENBANK ROAD SURGERY	89	62%	43%	19%	35%	3%
99A	NHS LIVERPOOL CCG	N82081	ISLINGTON HOUSE	27	26%	*	*	70%	4%
99A	NHS LIVERPOOL CCG	N82082	ST.JAMES' HEALTH CENTRE	24	25%	*	*	63%	13%
99A	NHS LIVERPOOL CCG	N82083	JUBILEE MEDICAL CENTRE	98	19%	11%	8%	76%	5%
99A	NHS LIVERPOOL CCG	N82084	1 GATEACRE BROW	61	23%	10%	13%	72%	5%
99A	NHS LIVERPOOL CCG	N82086	ABINGDON FAMILY HTH CARE	21	*	*	*	90%	0%
99A	NHS LIVERPOOL CCG	N82087	GILLMOSS MEDICAL CENTRE	30	*	*	*	87%	0%

Table 16 : Prevalence of breastfeeding at 6 to 8 weeks , by GP Practice, CCG, Area Team 2013/14 - Annual

Source: NHS England
Crown Copyright © 2014



Code	CCG Name	Code	GP Practice name	Number of Infant due a check	Percentage of infants being breastfed (Total or partial)	Percentage of infants totally Breastfed	Percentage of infants partially breastfed	Percentage infants not at all breastfed	Percentage infants with no known status
99A	NHS LIVERPOOL CCG	N82089	THE PICTON MEDICAL & CHILDRENS CTR	37	38%	19%	19%	54%	8%
99A	NHS LIVERPOOL CCG	N82090	GREEN LANE MEDICAL CENTRE	105	23%	14%	9%	74%	3%
99A	NHS LIVERPOOL CCG	N82091	THE RIVERSIDE CTR FOR HTH	15	*	*	*	80%	0%
99A	NHS LIVERPOOL CCG	N82092	THE VALLEY MEDICAL CENTRE	54	28%	22%	*	57%	15%
99A	NHS LIVERPOOL CCG	N82093	88 DERBY LANE	48	23%	17%	*	71%	6%
99A	NHS LIVERPOOL CCG	N82094	BELLE VALE HEALTH CENTRE	66	18%	15%	*	76%	6%
99A	NHS LIVERPOOL CCG	N82095	ALBION SURGEY	37	19%	*	*	76%	5%
99A	NHS LIVERPOOL CCG	N82097	46-48 GREY ROAD	82	24%	13%	11%	72%	4%
99A	NHS LIVERPOOL CCG	N82099	MERE LANE GROUP PRACTICE	93	17%	8%	10%	74%	9%
99A	NHS LIVERPOOL CCG	N82100	FIVEWAYS FAMILY HEALTH CENTRE	31	35%	23%	*	61%	3%
99A	NHS LIVERPOOL CCG	N82101	KIRKDALE MEDICAL CENTRE	26	*	*	*	85%	0%
99A	NHS LIVERPOOL CCG	N82103	ANFIELD GOUP PRACTICE	67	15%	*	9%	76%	9%
99A	NHS LIVERPOOL CCG	N82104	STONEYCROFT MEDICAL CTR.	44	34%	23%	*	64%	2%
99A	NHS LIVERPOOL CCG	N82106	THE VILLAGE MEDICAL CTRE	21	33%	29%	*	62%	5%
99A	NHS LIVERPOOL CCG	N82108	RUTHERFORD MEDICAL CENTRE	77	56%	43%	13%	42%	3%
99A	NHS LIVERPOOL CCG	N82109	SPEKE HEALTH CENTRE	24	*	*	*	88%	0%
99A	NHS LIVERPOOL CCG	N82110	LONG LANE MEDICAL CENTRE	79	13%	9%	*	87%	0%
99A	NHS LIVERPOOL CCG	N82113	FAIRFIELD MEDICAL CENTRE	63	62%	25%	37%	33%	5%
99A	NHS LIVERPOOL CCG	N82115	VAUXHALL HEALTH CENTRE	57	18%	*	11%	77%	5%
99A	NHS LIVERPOOL CCG	N82116	HUNTS CROSS HEALTH CTR	78	21%	19%	*	72%	8%
99A	NHS LIVERPOOL CCG	N82117	BROWNLOW GROUP PRACTICE	120	53%	41%	12%	43%	4%
99A	NHS LIVERPOOL CCG	N82617	MARYBONE HEALTH CENTRE	19	47%	37%	*	47%	5%
99A	NHS LIVERPOOL CCG	N82621	SPEKE NEIGHBOURHOOD HEALTH CENTRE	29	*	*	-	86%	3%
99A	NHS LIVERPOOL CCG	N82623	ROBSON STREET PRACTICE	12	*	*	-	75%	17%
99A	NHS LIVERPOOL CCG	N82633	411 EAST PRESCOT ROAD	20	*	*	*	70%	10%
99A	NHS LIVERPOOL CCG	N82641	SANDRINGHAM MED.CTR.	83	53%	42%	11%	45%	2%
99A	NHS LIVERPOOL CCG	N82645	KENSINGTON PARK MEDICAL CENTRE	50	50%	34%	16%	46%	4%
99A	NHS LIVERPOOL CCG	N82646	THE RIVERSIDE CTR FOR HTH	104	53%	27%	26%	41%	6%
99A	NHS LIVERPOOL CCG	N82647	THE SURGERY	24	*	*	*	83%	4%
99A	NHS LIVERPOOL CCG	N82648	POULTER ROAD MEDICAL CTR.	15	*	*	-	67%	13%
99A	NHS LIVERPOOL CCG	N82650	SPEKE HEALTH CENTRE	26	*	*	-	88%	4%
99A	NHS LIVERPOOL CCG	N82651	STANLEY MEDICAL CENTRE	18	*	*	-	78%	17%
99A	NHS LIVERPOOL CCG	N82655	MOSS WAY SURGERY	28	*	*	*	82%	4%
99A	NHS LIVERPOOL CCG	N82657	97 QUEENS DRIVE	30	-	-	-	93%	7%
99A	NHS LIVERPOOL CCG	N82659	BAYCLIFF FAMILY HLTH.CTR.	18	*	-	*	94%	0%
99A	NHS LIVERPOOL CCG	N82662	DUNSTAN VILLAGE GROUP PRACTICE	80	50%	24%	26%	46%	4%
99A	NHS LIVERPOOL CCG	N82663	HORNSPIT MEDICAL CENTRE	35	17%	*	*	80%	3%
99A	NHS LIVERPOOL CCG	N82664	ROCKY LANE MEDICAL CTRE	72	36%	26%	10%	63%	1%
99A	NHS LIVERPOOL CCG	N82665	EVERTON ROAD GENERAL PRAC	46	15%	*	*	72%	13%
99A	NHS LIVERPOOL CCG	N82668	WALTON VILLAGE MED.CTR.	19	*	*	-	84%	11%
99A	NHS LIVERPOOL CCG	N82669	GREAT HOMER STREET MEDICAL	26	23%	*	*	69%	8%
99A	NHS LIVERPOOL CCG	N82670	PARK VIEW MEDICAL CENTRE	34	32%	21%	*	62%	6%
99A	NHS LIVERPOOL CCG	N82671	BIGHAM ROAD MEDICAL CTRE	42	43%	24%	19%	50%	7%
99A	NHS LIVERPOOL CCG	N82676	FIR TREE DRIVE MED CENTRE	50	42%	36%	*	58%	0%
99A	NHS LIVERPOOL CCG	N82678	STOPGATE LANE MEDICAL CTR	22	*	*	*	82%	5%
99A	NHS LIVERPOOL CCG	Y00110	WEST SPEKE HEALTH CENTRE	36	*	*	*	92%	0%
99A	NHS LIVERPOOL CCG	Y01676	URGENT CARE 24 ASYLUM	*	-	-	-	*	0%
99A	NHS LIVERPOOL CCG	Y02595	*TO BE CONFIRMED DORMANT* MERSEY VIEW GP /	21	33%	*	*	67%	0%
99A	NHS LIVERPOOL CCG	Y03097	ROPEWALKS GEN. PRACTICE	13	54%	*	*	*	8%
99A	NHS LIVERPOOL CCG	Y03101	DEYSBROOK LANE M.C	*	*	*	-	*	0%

Table 16 : Prevalence of breastfeeding at 6 to 8 weeks , by GP Practice, CCG, Area Team 2013/14 - Annual

Source: NHS England

Crown Copyright © 2014



Code	CCG Name	Code	GP Practice name	Number of Infant due a check	Percentage of infants being breastfed (Total or partial)	Percentage of infants totally Breastfed	Percentage of infants partially breastfed	Percentage infants not at all breastfed	Percentage infants with no known status
00F	NHS GATESHEAD CCG	A85001	FELL TOWER MEDICAL CENTRE	95	44%	34%	11%	53%	3%
00F	NHS GATESHEAD CCG	A85002	BENSHAM FAMILY PRACTICE	31	42%	26%	*	58%	0%
00F	NHS GATESHEAD CCG	A85003	THE MEDICAL CENTRE	45	27%	27%	-	73%	0%
00F	NHS GATESHEAD CCG	A85004	LONGRIGG MEDICAL CENTRE	104	17%	15%	*	83%	0%
00F	NHS GATESHEAD CCG	A85005	OXFORD TERRACE MED.GROUP	139	42%	30%	12%	58%	1%
00F	NHS GATESHEAD CCG	A85006	GLENPARK MEDICAL CENTRE	105	42%	34%	8%	57%	1%
00F	NHS GATESHEAD CCG	A85007	FELL COTTAGE SURGERY	85	59%	45%	14%	41%	0%
00F	NHS GATESHEAD CCG	A85008	BIRTLEY MEDICAL GROUP	174	28%	22%	5%	72%	1%
00F	NHS GATESHEAD CCG	A85009	FELLING HEALTH CENTRE	61	13%	11%	*	82%	5%
00F	NHS GATESHEAD CCG	A85010	CHAINBRIDGE MED. P/SHIP	127	35%	28%	8%	64%	1%
00F	NHS GATESHEAD CCG	A85011	ST.ALBANS MEDICAL GROUP	104	33%	27%	6%	66%	1%
00F	NHS GATESHEAD CCG	A85012	NEW CENTURY HOUSE	50	28%	16%	12%	72%	0%
00F	NHS GATESHEAD CCG	A85013	MILLENNIUM FAMILY PRACTICE	31	26%	26%	-	65%	10%
00F	NHS GATESHEAD CCG	A85014	THE MEDICAL CENTRE	58	36%	29%	*	57%	7%
00F	NHS GATESHEAD CCG	A85015	HIGH STREET MEDICAL CTR.	25	24%	*	*	76%	0%
00F	NHS GATESHEAD CCG	A85016	DR KAURA & PARTNERS	93	22%	17%	*	73%	5%
00F	NHS GATESHEAD CCG	A85017	10 BEWICK ROAD	124	69%	63%	6%	24%	6%
00F	NHS GATESHEAD CCG	A85018	OLDWELL SURGERY	64	20%	19%	*	73%	6%
00F	NHS GATESHEAD CCG	A85019	CENTRAL GATESHEAD MED GRP	106	36%	32%	*	60%	4%
00F	NHS GATESHEAD CCG	A85020	WHICKHAM COTTAGE MED PRAC	148	39%	27%	12%	59%	1%
00F	NHS GATESHEAD CCG	A85021	SECOND STREET	21	62%	48%	*	33%	5%
00F	NHS GATESHEAD CCG	A85023	THE TEAMS FAMILY PRACTICE	54	33%	30%	*	67%	0%
00F	NHS GATESHEAD CCG	A85024	PRIMARY HEALTHCARE CENTRE	17	*	*	*	71%	0%
00F	NHS GATESHEAD CCG	A85025	*TO BE CONFIRMED DORMANT* THE MEDICAL CEI	44	36%	25%	*	59%	5%
00F	NHS GATESHEAD CCG	A85026	BEACON VIEW MEDICAL CTR.	44	*	*	*	89%	0%
00F	NHS GATESHEAD CCG	A85605	7 ELVASTON ROAD	23	48%	39%	*	52%	0%
00F	NHS GATESHEAD CCG	A85609	108 RAWLING ROAD	14	50%	*	*	50%	0%
00F	NHS GATESHEAD CCG	A85611	PELAW MEDICAL PRACTICE	59	31%	22%	*	66%	3%
00F	NHS GATESHEAD CCG	A85614	BRIDGES MEDICAL PRACTICE	34	44%	35%	*	53%	3%
00F	NHS GATESHEAD CCG	A85616	HOLLYHURST MEDICAL CENTRE	22	32%	27%	*	68%	0%
00F	NHS GATESHEAD CCG	A85617	8 DEWHURST TERRACE	26	38%	31%	*	58%	4%
00F	NHS GATESHEAD CCG	A85620	GRANGE ROAD MED PRACT.	29	66%	52%	*	34%	0%
00F	NHS GATESHEAD CCG	Y02658	BLAYDON GP LED HEALTH CENTRE	29	55%	45%	*	41%	3%
00G	NHS NEWCASTLE NORTH AND EAST	CCA86003	SAVILLE MEDICAL GROUP	194	49%	36%	13%	51%	0%
00G	NHS NEWCASTLE NORTH AND EAST	CCA86007	AVENUE MEDICAL PRACTICE	19	89%	74%	*	*	0%
00G	NHS NEWCASTLE NORTH AND EAST	CCA86008	THE PARK MEDICAL GROUP	150	49%	31%	18%	51%	0%
00G	NHS NEWCASTLE NORTH AND EAST	CCA86009	FALCON MEDICAL GROUP	64	39%	30%	9%	61%	0%
00G	NHS NEWCASTLE NORTH AND EAST	CCA86010	BIDDLESTONE HEALTH GROUP	105	64%	53%	10%	36%	0%
00G	NHS NEWCASTLE NORTH AND EAST	CCA86011	WALKER MEDICAL GROUP	148	17%	9%	7%	83%	0%
00G	NHS NEWCASTLE NORTH AND EAST	CCA86015	HOLLY MEDICAL GROUP	54	91%	78%	13%	*	0%
00G	NHS NEWCASTLE NORTH AND EAST	CCA86018	THE GROVE MEDICAL GROUP	125	77%	63%	14%	23%	0%
00G	NHS NEWCASTLE NORTH AND EAST	CCA86020	200 OSBORNE ROAD	60	78%	60%	18%	22%	0%
00G	NHS NEWCASTLE NORTH AND EAST	CCA86023	BENFIELD PARK MEDICAL GROUP	74	39%	31%	8%	61%	0%
00G	NHS NEWCASTLE NORTH AND EAST	CCA86024	HEATON ROAD SURGERY	77	47%	40%	*	53%	0%
00G	NHS NEWCASTLE NORTH AND EAST	CCA86027	UNIVERSITY MEDICAL CENTRE	30	73%	43%	30%	27%	0%
00G	NHS NEWCASTLE NORTH AND EAST	CCA86028	REGENT MEDICAL CENTRE	30	57%	47%	*	43%	0%
00G	NHS NEWCASTLE NORTH AND EAST	CCA86029	THORNFIELD MEDICAL GROUP	106	36%	21%	15%	64%	0%
00G	NHS NEWCASTLE NORTH AND EAST	CCA86033	BRUNTON PARK HEALTH CENTRE	79	62%	44%	18%	38%	0%
00G	NHS NEWCASTLE NORTH AND EAST	CCA86036	GOSFORTH MEMORIAL MED.CTR	110	67%	56%	11%	33%	0%
00G	NHS NEWCASTLE NORTH AND EAST	CCA86040	ST.ANTHONY'S HEALTH CTR	93	14%	10%	*	86%	0%
00H	NHS NEWCASTLE WEST CCG	A86004	PROSPECT MEDICAL GROUP	230	60%	38%	22%	40%	0%
00H	NHS NEWCASTLE WEST CCG	A86006	ROSEWORTH SURGERY	43	49%	30%	19%	51%	0%
00H	NHS NEWCASTLE WEST CCG	A86012	WEST ROAD MEDICAL CENTRE	144	47%	33%	14%	53%	0%
00H	NHS NEWCASTLE WEST CCG	A86013	DENTON PARK MEDICAL GROUP	80	36%	25%	11%	64%	0%
00H	NHS NEWCASTLE WEST CCG	A86017	CRUDDAS PARK SURGERY	114	19%	12%	7%	81%	0%
00H	NHS NEWCASTLE WEST CCG	A86021	THE HOLMSIDE MED.GROUP	97	30%	24%	6%	70%	0%
00H	NHS NEWCASTLE WEST CCG	A86022	PARKWAY MEDICAL GROUP	83	35%	27%	8%	65%	0%
00H	NHS NEWCASTLE WEST CCG	A86025	WESTERHOPE MEDICAL GROUP	164	29%	23%	6%	71%	0%
00H	NHS NEWCASTLE WEST CCG	A86026	THROCKLEY PRIMARY CARE	78	32%	24%	8%	68%	0%
00H	NHS NEWCASTLE WEST CCG	A86030	BETTS AVENUE MED. GROUP	130	25%	15%	10%	75%	0%
00H	NHS NEWCASTLE WEST CCG	A86031	FENHAM HALL MEDICAL GROUP	98	56%	41%	15%	44%	0%
00H	NHS NEWCASTLE WEST CCG	A86035	BROADWAY MEDICAL GROUP	26	65%	42%	23%	35%	0%
00H	NHS NEWCASTLE WEST CCG	A86037	GRAINER MEDICAL CTR.	110	40%	29%	11%	60%	0%
00H	NHS NEWCASTLE WEST CCG	A86038	4 NEWBURN ROAD	65	34%	22%	12%	66%	0%
00H	NHS NEWCASTLE WEST CCG	A86601	DENTON TURRET MEDICAL CTR	89	17%	15%	*	82%	1%
00H	NHS NEWCASTLE WEST CCG	Y00184	23 DILSTON ROAD	130	73%	45%	28%	26%	1%
00H	NHS NEWCASTLE WEST CCG	Y02711	PONTELAND ROAD HEALTH CENTRE	63	41%	29%	13%	59%	0%
00H	NHS NEWCASTLE WEST CCG	Y02726	SCOTSWOOD GP PRACTICE	18	*	*	*	83%	0%
00L	NHS NORTHUMBERLAND CCG	A84002	3 MARKET PLACE	35	57%	37%	20%	43%	0%
00L	NHS NORTHUMBERLAND CCG	A84003	LINTONVILLE MEDICAL GROUP	157	22%	10%	13%	77%	1%
00L	NHS NORTHUMBERLAND CCG	A84005	BEDLINGTONSHIRE MED.GROUP	127	23%	15%	8%	77%	0%
00L	NHS NORTHUMBERLAND CCG	A84006	THE BONDGATE SURGERY	77	53%	38%	16%	38%	9%
00L	NHS NORTHUMBERLAND CCG	A84007	THE HEALTH CENTRE	62	55%	44%	11%	45%	0%
00L	NHS NORTHUMBERLAND CCG	A84008	BELFORD MEDICAL PRACTICE	23	57%	52%	*	43%	0%
00L	NHS NORTHUMBERLAND CCG	A84009	WATERLOO MEDICAL GROUP	148	36%	28%	8%	64%	0%
00L	NHS NORTHUMBERLAND CCG	A84011	GLENBRIAR	56	55%	41%	14%	45%	0%
00L	NHS NORTHUMBERLAND CCG	A84013	THE GABLES HEALTH CENTRE	83	19%	13%	*	81%	0%
00L	NHS NORTHUMBERLAND CCG	A84014	MARINE MEDICAL GROUP	112	27%	18%	9%	73%	0%
00L	NHS NORTHUMBERLAND CCG	A84015	LABURNUM SURGERY	10	*	*	-	90%	0%
00L	NHS NORTHUMBERLAND CCG	A84016	PRUDHOE MEDICAL GRP	61	39%	30%	10%	59%	2%

Table 16 : Prevalence of breastfeeding at 6 to 8 weeks , by GP Practice, CCG, Area Team 2013/14 - Annual

Source: NHS England

Crown Copyright © 2014



Code	CCG Name	Code	GP Practice name	Number of Infant due a check	Percentage of infants being breastfed (Total or partial)	Percentage of infants totally Breastfed	Percentage of infants partially breastfed	Percentage infants not at all breastfed	Percentage infants with no known status
00L	NHS NORTHUMBERLAND CCG	A84018	CORBRIDGE HEALTH CENTRE	66	58%	56%	*	42%	0%
00L	NHS NORTHUMBERLAND CCG	A84020	GUIDEPOST HEALTH CENTRE	74	34%	26%	*	8%	66%
00L	NHS NORTHUMBERLAND CCG	A84021	THE CONSULTING ROOMS	67	57%	43%	13%	42%	1%
00L	NHS NORTHUMBERLAND CCG	A84022	BROOMHILL HEALTH CENTRE	102	32%	24%	9%	68%	0%
00L	NHS NORTHUMBERLAND CCG	A84024	BURN BRAE MEDICAL CTR	75	60%	43%	17%	40%	0%
00L	NHS NORTHUMBERLAND CCG	A84025	CRAMLINGTON MEDICAL GROUP	78	19%	14%	*	78%	3%
00L	NHS NORTHUMBERLAND CCG	A84026	THE SURGERY	86	22%	15%	7%	77%	1%
00L	NHS NORTHUMBERLAND CCG	A84027	THE SURGERY	22	55%	41%	*	45%	0%
00L	NHS NORTHUMBERLAND CCG	A84028	SEATON PARK MEDICAL GROUP	182	23%	13%	10%	77%	0%
00L	NHS NORTHUMBERLAND CCG	A84029	WIDDINGTON SURGERY	20	30%	*	*	70%	0%
00L	NHS NORTHUMBERLAND CCG	A84030	VILLAGE MEDICAL GROUP	69	36%	22%	14%	64%	0%
00L	NHS NORTHUMBERLAND CCG	A84031	GREYSTOKE SURGERY	61	54%	41%	13%	46%	0%
00L	NHS NORTHUMBERLAND CCG	A84032	THE SURGERY	14	57%	50%	*	43%	0%
00L	NHS NORTHUMBERLAND CCG	A84033	SELE MEDICAL PRACTICE	43	51%	42%	*	49%	0%
00L	NHS NORTHUMBERLAND CCG	A84034	HALTWHISTLE MEDICAL GROUP	42	40%	40%	-	60%	0%
00L	NHS NORTHUMBERLAND CCG	A84035	RIVERSDALE SURGERY	47	49%	40%	*	51%	0%
00L	NHS NORTHUMBERLAND CCG	A84036	WELLWAY MEDICAL GROUP	156	37%	26%	10%	63%	1%
00L	NHS NORTHUMBERLAND CCG	A84037	NETHERFIELD HOUSE	66	24%	14%	11%	76%	0%
00L	NHS NORTHUMBERLAND CCG	A84038	CRAMLINGTON HEALTH CENTRE	56	25%	16%	*	73%	2%
00L	NHS NORTHUMBERLAND CCG	A84039	GAS HOUSE LANE SURGERY	31	52%	39%	*	48%	0%
00L	NHS NORTHUMBERLAND CCG	A84040	HUMSHAUGH & WARK MED GRP	19	74%	63%	*	*	0%
00L	NHS NORTHUMBERLAND CCG	A84042	SCOTS GAP MEDICAL GROUP	9	*	*	-	*	0%
00L	NHS NORTHUMBERLAND CCG	A84043	BROCKWELL MEDICAL GROUP	156	53%	46%	7%	47%	0%
00L	NHS NORTHUMBERLAND CCG	A84044	UNION BRAE & NORHAM PRAC	70	39%	33%	*	61%	0%
00L	NHS NORTHUMBERLAND CCG	A84045	HAYDON BRIDGE HEALTH CTR.	26	65%	46%	*	35%	0%
00L	NHS NORTHUMBERLAND CCG	A84047	BRANCH END SURGERY	36	72%	56%	17%	25%	3%
00L	NHS NORTHUMBERLAND CCG	A84048	STATION MEDICAL GROUP	82	20%	11%	9%	80%	0%
00L	NHS NORTHUMBERLAND CCG	A84604	THE GLENDALE SURGERY	17	35%	35%	*	65%	0%
00L	NHS NORTHUMBERLAND CCG	A84609	MIDDLE FARM	9	*	*	*	67%	0%
00L	NHS NORTHUMBERLAND CCG	A84613	HARBOTTLE SURGERY	*	*	-	*	*	0%
00L	NHS NORTHUMBERLAND CCG	A84614	THE ADDERLANE SURGERY	22	32%	*	*	68%	0%
00L	NHS NORTHUMBERLAND CCG	A84618	ALLENDALE HEALTH CENTRE	10	90%	90%	-	*	0%
00L	NHS NORTHUMBERLAND CCG	A84619	THE SURGERY	33	48%	48%	-	52%	0%
00L	NHS NORTHUMBERLAND CCG	Y00151	COLLINGWOOD MEDICAL GROUP	87	14%	9%	*	86%	0%
00N	NHS SOUTH TYNESIDE CCG	A88001	VICTORIA MEDICAL CENTRE	28	29%	29%	-	64%	7%
00N	NHS SOUTH TYNESIDE CCG	A88002	THE FARNHAM MEDICAL CTR.	190	20%	12%	8%	78%	2%
00N	NHS SOUTH TYNESIDE CCG	A88003	MARSDEN RD. HEALTH CENTRE	100	24%	17%	7%	76%	0%
00N	NHS SOUTH TYNESIDE CCG	A88004	MAYFIELD MEDICAL CENTRE	105	29%	20%	9%	71%	0%
00N	NHS SOUTH TYNESIDE CCG	A88005	171 WENLOCK ROAD	62	24%	18%	*	69%	6%
00N	NHS SOUTH TYNESIDE CCG	A88006	TALBOT MEDICAL CENTRE	95	16%	14%	*	82%	2%
00N	NHS SOUTH TYNESIDE CCG	A88007	WAWN STREET SURGERY	67	18%	16%	*	81%	1%
00N	NHS SOUTH TYNESIDE CCG	A88008	TRINITY MEDICAL CENTRE	59	19%	12%	*	80%	2%
00N	NHS SOUTH TYNESIDE CCG	A88009	THE MEDICAL CENTRE	45	44%	38%	*	49%	7%
00N	NHS SOUTH TYNESIDE CCG	A88010	118 ALBERT ROAD	31	32%	26%	*	68%	0%
00N	NHS SOUTH TYNESIDE CCG	A88011	WESTOE SURGERY	32	*	*	*	88%	0%
00N	NHS SOUTH TYNESIDE CCG	A88012	HEBBURN HEALTH CENTRE	55	16%	15%	*	84%	0%
00N	NHS SOUTH TYNESIDE CCG	A88013	CENTRAL SURGERY	166	20%	15%	5%	77%	3%
00N	NHS SOUTH TYNESIDE CCG	A88014	STANHOPE PARADE HTH. CTR.	28	36%	*	29%	61%	4%
00N	NHS SOUTH TYNESIDE CCG	A88015	ST.GEORGE'S MEDICAL CTR	37	19%	*	*	81%	0%
00N	NHS SOUTH TYNESIDE CCG	A88016	THE MEDICAL CENTRE	89	33%	21%	11%	63%	4%
00N	NHS SOUTH TYNESIDE CCG	A88020	FLAGG COURT HEALTH CENTRE	14	*	*	*	79%	0%
00N	NHS SOUTH TYNESIDE CCG	A88022	THE GLEN PRIMARY CARE CTR	102	23%	16%	7%	72%	6%
00N	NHS SOUTH TYNESIDE CCG	A88023	WHITBURN SURGERY	36	28%	19%	*	69%	3%
00N	NHS SOUTH TYNESIDE CCG	A88025	G.P.SUITE	56	21%	14%	*	79%	0%
00N	NHS SOUTH TYNESIDE CCG	A88601	78 IMEARY STREET	13	*	*	*	46%	23%
00N	NHS SOUTH TYNESIDE CCG	A88603	THE GLEN PRIMARY CARE CTR	38	18%	*	*	79%	3%
00N	NHS SOUTH TYNESIDE CCG	A88608	RAVENSWORTH SURGERY	56	25%	16%	*	73%	2%
00N	NHS SOUTH TYNESIDE CCG	A88613	EAST WING	44	18%	*	*	77%	5%
00N	NHS SOUTH TYNESIDE CCG	A88614	FLAGG COURT HEALTH CENTRE	15	*	*	*	67%	0%
00N	NHS SOUTH TYNESIDE CCG	Y00915	FLAGG COURT MEDICAL CTR	40	33%	25%	*	65%	3%
00P	NHS SUNDERLAND CCG	A89001	DEERNESSE PARK MEDICAL CENTRE	160	23%	18%	5%	73%	4%
00P	NHS SUNDERLAND CCG	A89002	DR BHATE & DR EL-SHAKANKERY	26	*	*	*	77%	4%
00P	NHS SUNDERLAND CCG	A89003	THE GALLERIES HEALTH CTR.	78	31%	26%	*	69%	0%
00P	NHS SUNDERLAND CCG	A89004	HETTON MEDICAL CENTRE	136	19%	17%	*	78%	3%
00P	NHS SUNDERLAND CCG	A89005	VILLETTE SURGERY	57	26%	19%	*	70%	4%
00P	NHS SUNDERLAND CCG	A89006	PALLION HEALTH CENTRE	91	34%	23%	11%	66%	0%
00P	NHS SUNDERLAND CCG	A89007	PALLION HEALTH CENTRE	109	25%	17%	7%	74%	1%
00P	NHS SUNDERLAND CCG	A89008	REDHOUSE SURGERY	50	14%	12%	*	80%	6%
00P	NHS SUNDERLAND CCG	A89009	HERRINGTON MEDICAL CENTRE	66	29%	21%	*	70%	2%
00P	NHS SUNDERLAND CCG	A89010	VICTORIA ROAD HEALTH CTR.	113	30%	28%	*	69%	1%
00P	NHS SUNDERLAND CCG	A89011	SILKSWORTH HEALTH CENTRE	50	34%	20%	14%	62%	4%
00P	NHS SUNDERLAND CCG	A89012	THE GALLERIES HEALTH CTR.	51	29%	24%	*	71%	0%
00P	NHS SUNDERLAND CCG	A89013	THE NEW CITY MEDICAL CTRE	43	35%	26%	*	63%	2%
00P	NHS SUNDERLAND CCG	A89014	ROKER FAMILY PRACTICE	9	*	*	*	67%	0%
00P	NHS SUNDERLAND CCG	A89015	FULWELL MEDICAL CENTRE	91	49%	43%	7%	49%	1%
00P	NHS SUNDERLAND CCG	A89016	ST.BEDE MEDICAL CENTRE	67	40%	33%	*	58%	1%
00P	NHS SUNDERLAND CCG	A89017	MILLFIELD MEDICAL GROUP	138	30%	18%	12%	70%	0%
00P	NHS SUNDERLAND CCG	A89018	ASHBURN MEDICAL CENTRE	40	23%	*	15%	70%	8%
00P	NHS SUNDERLAND CCG	A89019	SOUTHWICK HEALTH CENTRE	111	23%	14%	9%	75%	3%
00P	NHS SUNDERLAND CCG	A89020	THE OLD FORGE SURGERY	79	24%	19%	*	75%	1%

Table 16 : Prevalence of breastfeeding at 6 to 8 weeks , by GP Practice, CCG, Area Team 2013/14 - Annual

Source: NHS England

Crown Copyright © 2014



Code	CCG Name	Code	GP Practice name	Number of Infant due a check	Percentage of infants being breastfed (Total or partial)	Percentage of infants totally Breastfed	Percentage of infants partially breastfed	Percentage infants not at all breastfed	Percentage infants with no known status
OOP	NHS SUNDERLAND CCG	A89021	KEPIER MEDICAL PRACTICE	83	31%	25%	*	67%	1%
OOP	NHS SUNDERLAND CCG	A89022	THE HEALTH CENTRE	51	25%	16%	*	73%	2%
OOP	NHS SUNDERLAND CCG	A89023	HOUGHTON MEDICAL GROUP	87	23%	18%	*	76%	1%
OOP	NHS SUNDERLAND CCG	A89024	ALD JACK COHEN HLTH CTR	63	21%	14%	*	79%	0%
OOP	NHS SUNDERLAND CCG	A89025	THE GALLERIES HEALTH CTR.	72	36%	32%	*	63%	1%
OOP	NHS SUNDERLAND CCG	A89026	THE HEALTH CENTRE	24	33%	29%	*	63%	4%
OOP	NHS SUNDERLAND CCG	A89027	SPRINGWELL MEDICAL GROUP	67	19%	12%	*	79%	1%
OOP	NHS SUNDERLAND CCG	A89028	GRANGEWOOD SURGERY	59	36%	17%	19%	58%	7%
OOP	NHS SUNDERLAND CCG	A89029	SPRINGWELL HOUSE	7	*	-	*	*	14%
OOP	NHS SUNDERLAND CCG	A89030	WESTBOURNE MEDICAL GROUP	66	24%	15%	9%	70%	6%
OOP	NHS SUNDERLAND CCG	A89031	PALLION HEALTH CENTRE	64	36%	27%	9%	61%	3%
OOP	NHS SUNDERLAND CCG	A89032	SILKSWORTH HEALTH CENTRE	49	20%	16%	*	80%	0%
OOP	NHS SUNDERLAND CCG	A89034	PARK LANE PRACTICE	52	52%	33%	19%	35%	13%
OOP	NHS SUNDERLAND CCG	A89035	RYHOPE HEALTH CENTRE	59	22%	15%	*	73%	5%
OOP	NHS SUNDERLAND CCG	A89036	CASTLETOWN MEDICAL CENTRE	19	*	*	-	79%	5%
OOP	NHS SUNDERLAND CCG	A89038	BARMSTON MEDICAL CENTRE	58	33%	29%	*	66%	2%
OOP	NHS SUNDERLAND CCG	A89040	MONKWEARMOUTH HTH. CTR.	20	30%	30%	-	55%	15%
OOP	NHS SUNDERLAND CCG	A89041	HAPPY HOUSE SURGERY	72	25%	19%	*	72%	3%
OOP	NHS SUNDERLAND CCG	A89042	CHURCH VIEW MEDICAL CTR.	53	32%	25%	*	64%	4%
OOP	NHS SUNDERLAND CCG	A89603	SOUTHWICK HEALTH CENTRE	25	*	*	*	84%	0%
OOP	NHS SUNDERLAND CCG	A89604	SOUTHWICK HEALTH CENTRE	64	14%	9%	*	84%	2%
OOP	NHS SUNDERLAND CCG	A89610	RYHOPE HEALTH CENTRE	31	39%	32%	*	58%	3%
OOP	NHS SUNDERLAND CCG	A89611	3 EDEN TERRACE	35	43%	26%	17%	46%	11%
OOP	NHS SUNDERLAND CCG	A89612	RIVERVIEW HEALTH CTR	24	*	*	-	83%	4%
OOP	NHS SUNDERLAND CCG	A89614	SOUTH HYLTON SURGERY	39	23%	15%	*	77%	0%
OOP	NHS SUNDERLAND CCG	A89616	RICKLETON MEDICAL CENTRE	23	39%	35%	*	61%	0%
OOP	NHS SUNDERLAND CCG	A89617	HARRATON SURGERY	17	41%	41%	-	59%	0%
OOP	NHS SUNDERLAND CCG	A89618	MONKWEARMOUTH HEALTH CTR	18	*	*	-	78%	11%
OOP	NHS SUNDERLAND CCG	A89620	THE HEALTH CENTRE	22	*	*	-	77%	0%
OOP	NHS SUNDERLAND CCG	A89621	PENNYWELL MEDICAL CENTRE	42	14%	*	*	79%	7%
OOP	NHS SUNDERLAND CCG	A89623	CHESTER SURGERY	27	56%	44%	*	44%	0%
OOP	NHS SUNDERLAND CCG	A89624	THE HEALTH CENTRE	22	32%	*	*	68%	0%
OOP	NHS SUNDERLAND CCG	Y02647	ENCOMPASS GP PRACTICE 2	8	*	*	-	*	0%
01H	NHS CUMBRIA CCG	A82003	THE HEALTH CENTRE	95	11%	7%	*	21%	68%
01H	NHS CUMBRIA CCG	A82004	THE SURGERY	18	44%	39%	*	44%	11%
01H	NHS CUMBRIA CCG	A82005	THE HEALTH CENTRE	28	*	*	*	*	79%
01H	NHS CUMBRIA CCG	A82006	THE HEALTH CENTRE	33	21%	21%	-	30%	48%
01H	NHS CUMBRIA CCG	A82007	4 DUKE STREET	113	17%	11%	6%	40%	43%
01H	NHS CUMBRIA CCG	A82008	NORWOOD MEDICAL CENTRE	119	18%	14%	*	33%	49%
01H	NHS CUMBRIA CCG	A82009	BRIDGEGATE MEDICAL CENTRE	84	15%	8%	7%	38%	46%
01H	NHS CUMBRIA CCG	A82010	243 ABBEY ROAD	53	15%	*	*	38%	47%
01H	NHS CUMBRIA CCG	A82011	36-38 HARTINGTON STREET	26	*	*	-	*	81%
01H	NHS CUMBRIA CCG	A82012	BRAMPTON MEDICAL PRACTICE	99	28%	21%	7%	51%	21%
01H	NHS CUMBRIA CCG	A82013	THE UPPER EDEN MEDICAL PRACTICE	66	48%	42%	*	38%	14%
01H	NHS CUMBRIA CCG	A82014	CALDBECK SURGERY	21	57%	43%	*	43%	0%
01H	NHS CUMBRIA CCG	A82015	WARWICK ROAD SURGERY	70	39%	30%	9%	50%	11%
01H	NHS CUMBRIA CCG	A82016	ST.PAUL'S MEDICAL CENTRE	182	19%	17%	*	54%	27%
01H	NHS CUMBRIA CCG	A82017	BRUNSWICK HOUSE MED GROUP	177	20%	16%	5%	66%	14%
01H	NHS CUMBRIA CCG	A82018	SPENCER STREET SURGERY	139	25%	21%	4%	68%	7%
01H	NHS CUMBRIA CCG	A82019	FUSEHILL MEDICAL PRACTICE	98	26%	*	21%	41%	34%
01H	NHS CUMBRIA CCG	A82020	THE EDEN MEDICAL GROUP	186	28%	20%	9%	67%	4%
01H	NHS CUMBRIA CCG	A82021	CASTLEGATE SURGERY	88	59%	48%	11%	35%	6%
01H	NHS CUMBRIA CCG	A82022	DALSTON MEDICAL GROUP	43	33%	30%	*	58%	9%
01H	NHS CUMBRIA CCG	A82023	THE SURGERY	33	24%	18%	*	76%	0%
01H	NHS CUMBRIA CCG	A82024	SEASCALE HEALTH CENTRE	47	49%	43%	*	49%	2%
01H	NHS CUMBRIA CCG	A82025	CAPTAIN FRENCH SURGERY	93	18%	15%	*	13%	69%
01H	NHS CUMBRIA CCG	A82026	THE JAMES COCHRANE PRACT.	166	31%	24%	7%	30%	39%
01H	NHS CUMBRIA CCG	A82027	STATION HOUSE SURGERY	81	27%	20%	7%	17%	56%
01H	NHS CUMBRIA CCG	A82028	CASTLEHEAD MEDICAL CENTRE	32	56%	47%	*	44%	0%
01H	NHS CUMBRIA CCG	A82029	THE CROFT SURGERY	24	29%	*	*	71%	0%
01H	NHS CUMBRIA CCG	A82030	GREEN CLOSE SURGERY	43	37%	26%	*	14%	49%
01H	NHS CUMBRIA CCG	A82031	SHAP MEDICAL PRACTICE	18	56%	50%	*	*	28%
01H	NHS CUMBRIA CCG	A82032	MARYPORT HEALTH SERVICES	140	26%	16%	10%	71%	3%
01H	NHS CUMBRIA CCG	A82033	WATERLOO HOUSE SURGERY	77	26%	25%	*	74%	0%
01H	NHS CUMBRIA CCG	A82034	STONELEIGH SURGERY	34	41%	32%	*	*	47%
01H	NHS CUMBRIA CCG	A82035	BIRBECK MEDICAL GROUP	149	26%	21%	4%	43%	32%
01H	NHS CUMBRIA CCG	A82036	THE LAKES MEDICAL CENTRE	71	34%	30%	*	44%	23%
01H	NHS CUMBRIA CCG	A82037	SILLOTH GROUP MED PRACT.	37	22%	19%	*	73%	5%
01H	NHS CUMBRIA CCG	A82038	BARN CROFT SURGERY	40	28%	25%	*	63%	10%
01H	NHS CUMBRIA CCG	A82039	THE SURGERY	79	28%	23%	*	33%	39%
01H	NHS CUMBRIA CCG	A82040	3 CATHERINE STREET	33	24%	*	*	73%	3%
01H	NHS CUMBRIA CCG	A82041	LOWTHER MEDICAL CENTRE	139	31%	26%	5%	65%	4%
01H	NHS CUMBRIA CCG	A82042	FLATT WALKS SURGERY	90	27%	22%	*	70%	3%
01H	NHS CUMBRIA CCG	A82044	FELLYVIEW HEALTH CARE LTD	150	23%	18%	5%	75%	2%
01H	NHS CUMBRIA CCG	A82045	WIGTON GROUP MEDICAL PRACTICE	78	29%	22%	8%	65%	5%
01H	NHS CUMBRIA CCG	A82046	WINDERMERE HEALTH CENTRE	45	20%	18%	*	13%	67%
01H	NHS CUMBRIA CCG	A82047	JAMES STREET GROUP PRACT	88	25%	19%	*	67%	8%
01H	NHS CUMBRIA CCG	A82048	BEECHWOOD GROUP PRACTICE	79	27%	24%	*	73%	0%
01H	NHS CUMBRIA CCG	A82049	WORKINGTON HEALTH CENTRE	61	13%	10%	*	77%	10%
01H	NHS CUMBRIA CCG	A82050	OXFORD STREET SURGERY	75	23%	21%	*	77%	0%

Table 16 : Prevalence of breastfeeding at 6 to 8 weeks , by GP Practice, CCG, Area Team 2013/14 - Annual

Source: NHS England

Crown Copyright © 2014



Code	CCG Name	Code	GP Practice name	Number of Infant due a check	Percentage of infants being breastfed (Total or partial)	Percentage of infants totally Breastfed	Percentage of infants partially breastfed	Percentage infants not at all breastfed	Percentage infants with no known status
01H	NHS CUMBRIA CCG	A82052	STANWIX MEDICAL PRACTICE	67	28%	24%	*	66%	6%
01H	NHS CUMBRIA CCG	A82053	NUTWOOD SURGERY	31	-	-	-	*	84%
01H	NHS CUMBRIA CCG	A82055	HILL HOUSE SURGERY	61	46%	38%	*	54%	0%
01H	NHS CUMBRIA CCG	A82057	DERWENT HOUSE SURGERY	40	48%	38%	*	53%	0%
01H	NHS CUMBRIA CCG	A82058	149 QUEEN STREET WHITEHAVEN. W	27	52%	44%	*	44%	4%
01H	NHS CUMBRIA CCG	A82060	17 IRISH STREET	16	*	*	-	63%	13%
01H	NHS CUMBRIA CCG	A82062	ATKINSON HEALTH CENTRE	59	20%	15%	*	59%	20%
01H	NHS CUMBRIA CCG	A82063	BANK STREET SURGERY	*	-	*	-	*	0%
01H	NHS CUMBRIA CCG	A82064	WESTCROFT SURGERY	38	26%	21%	*	74%	0%
01H	NHS CUMBRIA CCG	A82065	FAIRFIELD SURGERY	19	*	-	*	*	89%
01H	NHS CUMBRIA CCG	A82068	ULVERSTON COMMUNITY HEALTH CENTRE	29	-	-	*	24%	66%
01H	NHS CUMBRIA CCG	A82070	ST.MARY'S SURGERY	45	18%	16%	*	13%	69%
01H	NHS CUMBRIA CCG	A82071	BURNETT EDGAR MEDICAL CTR	54	13%	-	*	30%	57%
01H	NHS CUMBRIA CCG	A82072	RISEDALE SURGERY	50	12%	12%	-	60%	28%
01H	NHS CUMBRIA CCG	A82074	ARNSIDE MEDICAL PRACTICE	7	*	*	*	-	71%
01H	NHS CUMBRIA CCG	A82075	MANSION HOUSE SURGERY	73	30%	25%	*	68%	1%
01H	NHS CUMBRIA CCG	A82077	LIVERPOOL HOUSE SURGERY	54	15%	*	*	26%	59%
01H	NHS CUMBRIA CCG	A82502	DR CGM FERNIE'S PRACTICE	*	-	-	-	-	100%
01H	NHS CUMBRIA CCG	A82608	SEDBERGH MEDICAL CENTRE	24	42%	25%	*	*	50%
01H	NHS CUMBRIA CCG	A82613	WRAYSDALE HOUSE	8	*	*	*	*	38%
01H	NHS CUMBRIA CCG	A82617	THE SURGERY	17	47%	41%	*	35%	18%
01H	NHS CUMBRIA CCG	A82619	NELSON STREET SURGERY	14	*	*	-	50%	14%
01H	NHS CUMBRIA CCG	A82620	GLENRIDDING HEALTH CENTRE	*	-	*	-	*	40%
01H	NHS CUMBRIA CCG	A82621	THE SURGERY	13	-	-	-	*	62%
01H	NHS CUMBRIA CCG	A82623	SOLWAY HEALTH SERVICES	69	17%	14%	*	80%	3%
01H	NHS CUMBRIA CCG	A82631	COURT THORN SURGERY	27	22%	22%	-	67%	11%
01H	NHS CUMBRIA CCG	A82635	THE SURGERY	92	26%	22%	*	53%	21%
01H	NHS CUMBRIA CCG	A82642	HAWKSHEAD MEDICAL PRACTICE	8	*	*	-	*	63%
01H	NHS CUMBRIA CCG	A82645	THE SURGERY (KARAMCHANDANI)	39	*	*	-	23%	74%
01H	NHS CUMBRIA CCG	A82646	LONGTOWN MEDICAL CENTRE	23	35%	*	*	61%	4%
01H	NHS CUMBRIA CCG	A82647	WINDY NOOK SURGERY	14	-	-	-	*	93%
01H	NHS CUMBRIA CCG	A82650	HAVERTHWAITE SURGERY	11	*	*	-	*	73%
01H	NHS CUMBRIA CCG	A82651	THE SURGERY	24	*	*	-	*	75%
01H	NHS CUMBRIA CCG	B82061	BENTHAM MEDICAL PRACTICE	56	20%	20%	-	32%	48%
01H	NHS CUMBRIA CCG	P81113	PARK VIEW SURGERY	35	23%	20%	*	20%	57%
99C	NHS NORTH TYNESIDE CCG	A86005	31 WEST FARM AVENUE	78	45%	33%	12%	55%	0%
99C	NHS NORTH TYNESIDE CCG	A86016	LANE END SURGERY	81	57%	43%	14%	38%	5%
99C	NHS NORTH TYNESIDE CCG	A86041	SWARLAND AVENUE SURGERY	48	44%	33%	*	54%	2%
99C	NHS NORTH TYNESIDE CCG	A87002	SPRING TERRACE HEALTH CENTRE	61	28%	16%	11%	72%	0%
99C	NHS NORTH TYNESIDE CCG	A87003	PORTUGAL PLACE HEALTH CTR	136	30%	22%	8%	69%	1%
99C	NHS NORTH TYNESIDE CCG	A87004	COLLINGWOOD SURGERY	166	30%	24%	6%	70%	0%
99C	NHS NORTH TYNESIDE CCG	A87005	WHITLEY BAY HEALTH CENTRE	126	54%	44%	10%	46%	0%
99C	NHS NORTH TYNESIDE CCG	A87006	49 MARINE AVENUE SURGERY	47	57%	49%	*	40%	2%
99C	NHS NORTH TYNESIDE CCG	A87007	FOREST HALL HEALTH CENTRE	118	51%	36%	15%	49%	0%
99C	NHS NORTH TYNESIDE CCG	A87008	MARINE AVENUE MEDICAL CTR	92	64%	50%	14%	36%	0%
99C	NHS NORTH TYNESIDE CCG	A87009	PRIORY MEDICAL GROUP	140	46%	33%	14%	51%	3%
99C	NHS NORTH TYNESIDE CCG	A87011	BEAUMONT PARK MEDICAL GROUP	53	42%	40%	*	51%	8%
99C	NHS NORTH TYNESIDE CCG	A87012	WIDEPEN MEDICAL CENTRE	77	27%	22%	*	69%	4%
99C	NHS NORTH TYNESIDE CCG	A87013	BEWICKE MEDICAL CENTRE	126	30%	21%	10%	70%	0%
99C	NHS NORTH TYNESIDE CCG	A87014	SHIREMOOR HEALTH CENTRE	63	35%	29%	*	65%	0%
99C	NHS NORTH TYNESIDE CCG	A87015	APPLEBY SURGERY	39	59%	49%	*	41%	0%
99C	NHS NORTH TYNESIDE CCG	A87016	THE VILLAGE GREEN SURGERY	114	33%	24%	10%	66%	1%
99C	NHS NORTH TYNESIDE CCG	A87017	WOODLANDS PARK HEALTH CTR	54	41%	28%	13%	59%	0%
99C	NHS NORTH TYNESIDE CCG	A87019	NELSON HEALTH CENTRE	50	24%	*	14%	74%	2%
99C	NHS NORTH TYNESIDE CCG	A87020	MONKSEATON MEDICAL CENTRE	80	40%	36%	*	60%	0%
99C	NHS NORTH TYNESIDE CCG	A87022	SHIREMOOR HEALTH CENTRE	71	32%	20%	13%	68%	0%
99C	NHS NORTH TYNESIDE CCG	A87023	SHIREMOOR HEALTH CENTRE	70	36%	26%	10%	64%	0%
99C	NHS NORTH TYNESIDE CCG	A87027	GARDEN PARK SURGERY	79	24%	18%	*	76%	0%
99C	NHS NORTH TYNESIDE CCG	A87029	PARK ROAD MEDICAL PRACT	66	32%	18%	14%	68%	0%
99C	NHS NORTH TYNESIDE CCG	A87030	REDBURN PARK MEDICAL CENTRE	73	19%	12%	*	81%	0%
99C	NHS NORTH TYNESIDE CCG	A87600	69 PARK PARADE	34	53%	41%	*	47%	0%
99C	NHS NORTH TYNESIDE CCG	A87612	WELLSPRING MEDICAL PRACT.	65	40%	20%	20%	60%	0%
99C	NHS NORTH TYNESIDE CCG	A87615	THE HEALTH CENTRE	71	28%	24%	*	72%	0%
99C	NHS NORTH TYNESIDE CCG	Y02710	BATTLE HILL HEALTH CENTRE	75	32%	25%	*	67%	1%

Table 16 : Prevalence of breastfeeding at 6 to 8 weeks , by GP Practice, CCG, Area Team 2013/14 - Annual

Source: NHS England

Crown Copyright © 2014



Code	CCG Name	Code	GP Practice name	Number of Infant due a check	Percentage of infants being breastfed (Total or partial)	Percentage of infants totally Breastfed	Percentage of infants partially breastfed	Percentage infants not at all breastfed	Percentage infants with no known status
02Y	NHS EAST RIDING OF YORKSHIRE CCG	B81004	EASTGATE MEDICAL CENTRE	98	37%	27%	10%	62%	1%
02Y	NHS EAST RIDING OF YORKSHIRE CCG	B81006	MANOR HOUSE SURGERY	69	29%	23%	*	71%	0%
02Y	NHS EAST RIDING OF YORKSHIRE CCG	B81009	MARKET WEIGHTON SURGERY	55	53%	38%	15%	47%	0%
02Y	NHS EAST RIDING OF YORKSHIRE CCG	B81010	THE HESSLE HEALTH CENTRE	113	45%	39%	6%	55%	0%
02Y	NHS EAST RIDING OF YORKSHIRE CCG	B81013	MONTAGUE MEDICAL CENTRE	121	37%	29%	8%	62%	1%
02Y	NHS EAST RIDING OF YORKSHIRE CCG	B81014	THE MEDICAL CENTRE	80	31%	21%	10%	69%	0%
02Y	NHS EAST RIDING OF YORKSHIRE CCG	B81024	45 MAIN STREET	35	46%	37%	*	54%	0%
02Y	NHS EAST RIDING OF YORKSHIRE CCG	B81025	ST.NICHOLAS SURGERY	122	33%	21%	11%	67%	0%
02Y	NHS EAST RIDING OF YORKSHIRE CCG	B81029	THE SNAITH AND RAWCLIFFE MEDICAL GROUP	84	42%	36%	*	57%	1%
02Y	NHS EAST RIDING OF YORKSHIRE CCG	B81034	LEVEN & BEEFORD MED/PRAC	85	49%	42%	7%	51%	0%
02Y	NHS EAST RIDING OF YORKSHIRE CCG	B81037	THE PARK SURGERY	126	42%	32%	10%	58%	0%
02Y	NHS EAST RIDING OF YORKSHIRE CCG	B81041	THE HEALTH CENTRE	45	44%	38%	*	56%	0%
02Y	NHS EAST RIDING OF YORKSHIRE CCG	B81042	THE HEALTH CENTRE	110	54%	44%	10%	46%	0%
02Y	NHS EAST RIDING OF YORKSHIRE CCG	B81044	THE SURGERY	46	52%	28%	24%	46%	2%
02Y	NHS EAST RIDING OF YORKSHIRE CCG	B81050	HEDON GROUP PRACTICE	96	41%	29%	11%	59%	0%
02Y	NHS EAST RIDING OF YORKSHIRE CCG	B81051	THE OLD FIRE STATION	65	52%	51%	*	48%	0%
02Y	NHS EAST RIDING OF YORKSHIRE CCG	B81060	FIELD HOUSE SURGERY	71	18%	14%	*	82%	0%
02Y	NHS EAST RIDING OF YORKSHIRE CCG	B81061	SOUTH CAVE MEDICAL PRACT	208	60%	48%	13%	40%	0%
02Y	NHS EAST RIDING OF YORKSHIRE CCG	B81062	CHURCH VIEW SURGERY	96	49%	33%	16%	51%	0%
02Y	NHS EAST RIDING OF YORKSHIRE CCG	B81068	THE HEALTH CENTRE	212	30%	25%	6%	70%	0%
02Y	NHS EAST RIDING OF YORKSHIRE CCG	B81069	THE MEDICAL CENTRE	109	25%	17%	8%	75%	0%
02Y	NHS EAST RIDING OF YORKSHIRE CCG	B81070	THE MEDICAL CENTRE	53	40%	30%	*	58%	2%
02Y	NHS EAST RIDING OF YORKSHIRE CCG	B81082	NORTH BEVERLEY MEDICAL CTR	48	65%	54%	*	35%	0%
02Y	NHS EAST RIDING OF YORKSHIRE CCG	B81084	COTTINGHAM MEDICAL CTR	45	47%	42%	*	53%	0%
02Y	NHS EAST RIDING OF YORKSHIRE CCG	B81088	THE MEDICAL CENTRE	59	47%	25%	22%	51%	2%
02Y	NHS EAST RIDING OF YORKSHIRE CCG	B81092	THE MEDICAL CENTRE	90	49%	36%	13%	51%	0%
02Y	NHS EAST RIDING OF YORKSHIRE CCG	B81100	ANLABY SURGERY	23	26%	*	*	74%	0%
02Y	NHS EAST RIDING OF YORKSHIRE CCG	B81101	GREENWOOD AVENUE & MINSTERGATE SURGERIES	50	42%	34%	*	58%	0%
02Y	NHS EAST RIDING OF YORKSHIRE CCG	B81120	THE SURGERY	10	*	*	*	70%	0%
02Y	NHS EAST RIDING OF YORKSHIRE CCG	B81121	BEVERLEY & MOLESCROFT SGR	19	58%	47%	*	42%	0%
02Y	NHS EAST RIDING OF YORKSHIRE CCG	B81602	123 HALLGATE	19	*	*	*	79%	0%
02Y	NHS EAST RIDING OF YORKSHIRE CCG	B81619	PARK VIEW SURGERY	26	58%	46%	*	42%	0%
02Y	NHS EAST RIDING OF YORKSHIRE CCG	B81622	WALKERGATE SURGERY	30	67%	60%	*	33%	0%
02Y	NHS EAST RIDING OF YORKSHIRE CCG	B81653	THE CHESTNUTS	44	50%	45%	*	50%	0%
02Y	NHS EAST RIDING OF YORKSHIRE CCG	B81658	THE SURGERY	13	54%	46%	*	46%	0%
02Y	NHS EAST RIDING OF YORKSHIRE CCG	B81666	THE SURGERY	13	69%	62%	*	*	0%
02Y	NHS EAST RIDING OF YORKSHIRE CCG	B81679	SWANLAND SURGERY	13	62%	62%	-	*	0%
02Y	NHS EAST RIDING OF YORKSHIRE CCG	Y02656	GP ACCESS CENTRE	47	19%	*	*	79%	2%
03D	NHS HAMBLETON, RICHMONDSHIRE ANI	B82017	WHITBY GROUP PRACTICE	113	33%	29%	*	42%	26%
03D	NHS HAMBLETON, RICHMONDSHIRE ANI	B82019	THE SURGERY	50	46%	34%	12%	36%	18%
03D	NHS HAMBLETON, RICHMONDSHIRE ANI	B82022	THE HEALTH CENTRE	46	39%	37%	*	37%	24%
03D	NHS HAMBLETON, RICHMONDSHIRE ANI	B82023	THE HEALTH CENTRE	79	35%	24%	11%	52%	13%
03D	NHS HAMBLETON, RICHMONDSHIRE ANI	B82029	DOCTORS LANE SURGERY	32	50%	44%	*	41%	9%
03D	NHS HAMBLETON, RICHMONDSHIRE ANI	B82034	QUAKER'S LANE SURGERY	31	32%	29%	*	45%	23%
03D	NHS HAMBLETON, RICHMONDSHIRE ANI	B82035	THE SURGERY	24	38%	25%	*	50%	13%
03D	NHS HAMBLETON, RICHMONDSHIRE ANI	B82042	THE LAMBERT MEDICAL CTR.	79	44%	37%	8%	46%	10%
03D	NHS HAMBLETON, RICHMONDSHIRE ANI	B82044	THE HEALTH CENTRE	61	39%	33%	*	43%	18%
03D	NHS HAMBLETON, RICHMONDSHIRE ANI	B82045	CENTRAL DALES PRACTICE	30	63%	50%	*	20%	17%
03D	NHS HAMBLETON, RICHMONDSHIRE ANI	B82046	STAITHES SURGERY	18	*	*	-	50%	39%
03D	NHS HAMBLETON, RICHMONDSHIRE ANI	B82049	THE HEALTH CENTRE	83	29%	24%	*	35%	36%
03D	NHS HAMBLETON, RICHMONDSHIRE ANI	B82050	MOWBRAY HOUSE SURGERY	177	36%	25%	11%	43%	21%
03D	NHS HAMBLETON, RICHMONDSHIRE ANI	B82062	EGTON SURGERY	20	*	*	*	35%	40%
03D	NHS HAMBLETON, RICHMONDSHIRE ANI	B82066	GLEBE HOUSE SURGERY	62	39%	29%	10%	50%	11%
03D	NHS HAMBLETON, RICHMONDSHIRE ANI	B82072	THE FRIARY SURGERY	45	33%	27%	*	53%	13%
03D	NHS HAMBLETON, RICHMONDSHIRE ANI	B82075	MAYFORD HOUSE SURGERY	88	34%	26%	8%	55%	11%
03D	NHS HAMBLETON, RICHMONDSHIRE ANI	B82078	LEYBURN MEDICAL PRACTICE	46	52%	43%	*	26%	22%
03D	NHS HAMBLETON, RICHMONDSHIRE ANI	B82086	DALE END SURGERY	19	*	*	-	*	68%
03D	NHS HAMBLETON, RICHMONDSHIRE ANI	B82101	CHURCHFIELD SURGERY	37	27%	22%	*	35%	38%
03D	NHS HAMBLETON, RICHMONDSHIRE ANI	B82104	THE HAREWOOD MED PRACTICE	164	34%	21%	12%	47%	20%
03D	NHS HAMBLETON, RICHMONDSHIRE ANI	B82622	THE SURGERY	9	*	*	-	*	11%
03E	NHS HARROGATE AND RURAL DISTRICT	B82004	NIDDERDALE GROUP PRACTICE	67	52%	46%	*	27%	21%
03E	NHS HARROGATE AND RURAL DISTRICT	B82008	NORTH HOUSE SURGERY	85	39%	35%	*	40%	21%

Table 16 : Prevalence of breastfeeding at 6 to 8 weeks , by GP Practice, CCG, Area Team 2013/14 - Annual

Source: NHS England
Crown Copyright © 2014



Code	CCG Name	Code	GP Practice name	Number of Infant due a check	Percentage of infants being breastfed (Total or partial)	Percentage of infants totally Breastfed	Percentage of infants partially breastfed	Percentage infants not at all breastfed	Percentage infants with no known status
03E	NHS HARROGATE AND RURAL DISTRICT	B82010	RIPON SPA SURGERY	69	39%	35%	*	39%	22%
03E	NHS HARROGATE AND RURAL DISTRICT	B82012	LEEDS ROAD PRACTICE	137	61%	48%	12%	35%	4%
03E	NHS HARROGATE AND RURAL DISTRICT	B82013	28-30 KINGS ROAD	154	36%	26%	10%	32%	32%
03E	NHS HARROGATE AND RURAL DISTRICT	B82014	KINGSWOOD SURGERY	88	59%	47%	13%	40%	1%
03E	NHS HARROGATE AND RURAL DISTRICT	B82016	THE SURGERY	88	63%	44%	18%	33%	5%
03E	NHS HARROGATE AND RURAL DISTRICT	B82027	BURTON LODGE MEDICAL CTR	94	54%	43%	12%	39%	6%
03E	NHS HARROGATE AND RURAL DISTRICT	B82030	ASHFIELD HOUSE SURGERY	39	49%	36%	*	33%	18%
03E	NHS HARROGATE AND RURAL DISTRICT	B82032	CHURCH LANE SURGERY	102	44%	40%	*	39%	17%
03E	NHS HARROGATE AND RURAL DISTRICT	B82036	7-8 PARK STREET	75	40%	32%	8%	48%	12%
03E	NHS HARROGATE AND RURAL DISTRICT	B82057	SPRING BANK SURGERY	48	44%	42%	*	27%	29%
03E	NHS HARROGATE AND RURAL DISTRICT	B82059	THE SURGERY	118	44%	32%	12%	43%	13%
03E	NHS HARROGATE AND RURAL DISTRICT	B82060	EASTGATE SURGERY	105	30%	21%	10%	35%	34%
03E	NHS HARROGATE AND RURAL DISTRICT	B82067	THE SURGERY	71	30%	23%	*	46%	24%
03E	NHS HARROGATE AND RURAL DISTRICT	B82069	BEECH HOUSE SURGERY	57	35%	28%	*	42%	23%
03E	NHS HARROGATE AND RURAL DISTRICT	B82076	ST.LUKE'S SURGERY	59	42%	36%	*	39%	19%
03E	NHS HARROGATE AND RURAL DISTRICT	B82091	PARK PARADE SURGERY	49	53%	33%	20%	29%	18%
03E	NHS HARROGATE AND RURAL DISTRICT	B82627	JENNYFIELD HEALTH CENTRE	45	27%	20%	*	40%	33%
03F	NHS HULL CCG	B81002	BRANSHOLME SOUTH HTH CTR	55	25%	15%	11%	75%	0%
03F	NHS HULL CCG	B81008	MORRILL STREET HTH.CTR.	199	33%	22%	11%	67%	0%
03F	NHS HULL CCG	B81011	WHEELER STREET HEALTHCARE	122	27%	17%	10%	73%	0%
03F	NHS HULL CCG	B81017	KINGSTON MEDICAL PCTMS	82	49%	38%	11%	50%	1%
03F	NHS HULL CCG	B81018	ORCHARD 2000 MEDICAL CTR.	83	19%	13%	*	81%	0%
03F	NHS HULL CCG	B81020	SUTTOM MANOR SURGERY	70	37%	27%	10%	63%	0%
03F	NHS HULL CCG	B81021	FAITH HOUSE SURGERY	58	40%	36%	*	60%	0%
03F	NHS HULL CCG	B81027	ST ANDREWS GROUP PRACTICE	83	29%	20%	8%	71%	0%
03F	NHS HULL CCG	B81032	263 ANLABY ROAD	31	39%	32%	*	61%	0%
03F	NHS HULL CCG	B81035	THE AVENUES MEDICAL CTRE	61	41%	31%	10%	59%	0%
03F	NHS HULL CCG	B81038	THE OAKS MEDICAL CENTRE	88	31%	17%	14%	69%	0%
03F	NHS HULL CCG	B81040	MARFLEET GROUP PRACTICE	217	20%	15%	6%	80%	0%
03F	NHS HULL CCG	B81046	THE MARMADUKE ST HLTH CTR	145	17%	10%	6%	83%	0%
03F	NHS HULL CCG	B81047	WOLSELEY MEDICAL CENTRE	80	46%	40%	*	53%	1%
03F	NHS HULL CCG	B81048	ALEXANDRA HEALTH CENTRE	103	51%	38%	14%	49%	0%
03F	NHS HULL CCG	B81049	NEW HALL SURGERY	106	31%	22%	9%	69%	0%
03F	NHS HULL CCG	B81052	PRINCES MEDICAL CENTRE	74	70%	54%	16%	30%	0%
03F	NHS HULL CCG	B81053	DIADEM MEDICAL PRACTICE	152	30%	19%	11%	70%	0%
03F	NHS HULL CCG	B81054	CLIFTON HOUSE MEDICAL CTR	91	41%	33%	8%	59%	0%
03F	NHS HULL CCG	B81056	SPRINGHEAD MEDICAL CENTRE	152	39%	32%	7%	61%	0%
03F	NHS HULL CCG	B81057	NEWINGTON HEALTH CENTRE	23	*	*	*	78%	0%
03F	NHS HULL CCG	B81058	SYDENHAM GROUP PRACTICE	100	34%	30%	*	66%	0%
03F	NHS HULL CCG	B81066	PARK HEALTH CENTRE	27	30%	*	*	70%	0%
03F	NHS HULL CCG	B81072	ALEXANDRA HEALTH CTR	76	36%	25%	11%	64%	0%
03F	NHS HULL CCG	B81074	SOUTHCOATES MEDICAL CTR.	38	29%	*	16%	71%	0%
03F	NHS HULL CCG	B81075	HASTINGS MEDICAL CTR	9	*	*	*	*	0%
03F	NHS HULL CCG	B81080	LONGHILL HEALTH CARE CTR	18	*	*	*	78%	0%
03F	NHS HULL CCG	B81081	MORRILL STREET HTH.CTR.	49	16%	*	*	84%	0%
03F	NHS HULL CCG	B81085	BURNBRAE SURGERY	48	38%	23%	15%	63%	0%
03F	NHS HULL CCG	B81089	358 MARFLEET LANE	48	13%	*	*	88%	0%
03F	NHS HULL CCG	B81094	SUTTON PARK MED PRACTICE	8	*	-	*	88%	0%
03F	NHS HULL CCG	B81095	840 BEVERLEY ROAD	24	42%	*	*	58%	0%
03F	NHS HULL CCG	B81097	PARK HEALTH CTR	14	*	*	-	71%	0%
03F	NHS HULL CCG	B81104	NEWLAND HEALTH CENTRE	24	83%	67%	*	*	0%
03F	NHS HULL CCG	B81112	BRANSHOLME SOUTH HTH CTR	45	16%	13%	*	84%	0%
03F	NHS HULL CCG	B81119	DR G PALOORAN AND PARTNERS	56	16%	13%	*	84%	0%
03F	NHS HULL CCG	B81616	BRANSHOLME SOUTH HTH CTR	26	35%	23%	*	65%	0%
03F	NHS HULL CCG	B81631	HIGHLANDS HEALTH CENTRE	61	*	*	*	92%	0%
03F	NHS HULL CCG	B81634	BRANSHOLME SOUTH HTH CTR	40	30%	18%	*	70%	0%
03F	NHS HULL CCG	B81635	LAURBEL	27	33%	*	*	67%	0%
03F	NHS HULL CCG	B81644	174 DUNVEGAN ROAD	33	36%	24%	*	64%	0%
03F	NHS HULL CCG	B81645	EAST PARK PRACTICE	76	28%	18%	9%	72%	0%
03F	NHS HULL CCG	B81674	LONGHILL HEALTH CARE CTR	50	12%	*	*	88%	0%
03F	NHS HULL CCG	B81675	NEWINGTON HEALTH CENTRE	181	28%	22%	6%	72%	0%
03F	NHS HULL CCG	B81682	LONGHILL HEALTH CARE CTR	67	13%	*	10%	87%	0%

Table 16 : Prevalence of breastfeeding at 6 to 8 weeks , by GP Practice, CCG, Area Team 2013/14 - Annual

Source: NHS England
Crown Copyright © 2014

Code	CCG Name	Code	GP Practice name	Number of Infant due a check	Percentage of infants being breastfed (Total or partial)	Percentage of infants totally Breastfed	Percentage of infants partially breastfed	Percentage infants not at all breastfed	Percentage infants with no known status
03F	NHS HULL CCG	B81683	NEWINGTON HEALTH CENTRE	40	40%	38%	*	60%	0%
03F	NHS HULL CCG	B81685	BRANSHOLME SOUTH HLTH CTR	51	12%	*	*	88%	0%
03F	NHS HULL CCG	B81688	BRANSHOLME SOUTH HTH CTR	53	11%	*	*	89%	0%
03F	NHS HULL CCG	B81690	ST ANDREWS	8	*	*	-	88%	0%
03F	NHS HULL CCG	B81692	THE QUAYS MEDICAL CENTRE	32	56%	34%	22%	44%	0%
03F	NHS HULL CCG	Y00955	RIVERSIDE MEDICAL PCTMS	55	49%	25%	24%	51%	0%
03F	NHS HULL CCG	Y01200	THE CALVERT PRACTICE PCTMS	48	46%	33%	13%	54%	0%
03F	NHS HULL CCG	Y02344	NORTHPOINT SURGERY	73	22%	19%	*	78%	0%
03F	NHS HULL CCG	Y02747	HAXBY KINGSWOOD SURGERY	187	46%	30%	16%	54%	0%
03F	NHS HULL CCG	Y02748	HAXBY ORCHARD PARK SURGERY	97	32%	23%	9%	68%	0%
03F	NHS HULL CCG	Y02786	HAXBY PRIORY SURGERY	47	40%	26%	15%	60%	0%
03F	NHS HULL CCG	Y02896	STORY ST PRACTICE & WALK IN CENTRE	25	56%	48%	*	44%	0%
03H	NHS NORTH EAST LINCOLNSHIRE CCG	B81003	BEACON MEDICAL	125	34%	25%	9%	63%	3%
03H	NHS NORTH EAST LINCOLNSHIRE CCG	B81012	STIRLING MEDICAL CENTER	49	16%	*	*	80%	4%
03H	NHS NORTH EAST LINCOLNSHIRE CCG	B81015	CLEE MEDICAL CENTRE	145	25%	20%	5%	71%	4%
03H	NHS NORTH EAST LINCOLNSHIRE CCG	B81016	PELHAM MEDICAL GROUP	131	28%	21%	7%	67%	5%
03H	NHS NORTH EAST LINCOLNSHIRE CCG	B81019	WEELSBY VIEW HEALTH CENTRE	25	24%	*	*	68%	8%
03H	NHS NORTH EAST LINCOLNSHIRE CCG	B81023	Chantry Health Group	78	21%	13%	8%	76%	4%
03H	NHS NORTH EAST LINCOLNSHIRE CCG	B81030	SPRINGFIELD ROAD SCARTH0	114	46%	34%	12%	50%	4%
03H	NHS NORTH EAST LINCOLNSHIRE CCG	B81031	FIELD HOUSE MEDICAL GROUP	159	23%	19%	4%	74%	3%
03H	NHS NORTH EAST LINCOLNSHIRE CCG	B81039	PILGRIM PRIMARY CARE CTR	169	26%	21%	5%	70%	4%
03H	NHS NORTH EAST LINCOLNSHIRE CCG	B81055	TAYLORS AVENUE MEDICAL CENTRE	26	46%	35%	*	54%	0%
03H	NHS NORTH EAST LINCOLNSHIRE CCG	B81077	FRESHNEY GREEN PRIMARY CARE CENTRE	113	25%	17%	8%	74%	1%
03H	NHS NORTH EAST LINCOLNSHIRE CCG	B81087	BIRKWOOD MEDICAL CENTRE	85	24%	20%	*	73%	4%
03H	NHS NORTH EAST LINCOLNSHIRE CCG	B81091	LITTLEFIELD SURGERY	67	25%	16%	9%	73%	1%
03H	NHS NORTH EAST LINCOLNSHIRE CCG	B81108	CROMWELL PRIMARY CARE CENTRE.	38	16%	*	*	84%	0%
03H	NHS NORTH EAST LINCOLNSHIRE CCG	B81603	ASHWOOD SURGERY	84	26%	20%	*	70%	4%
03H	NHS NORTH EAST LINCOLNSHIRE CCG	B81606	STIRLING MEDICAL CENTER	70	19%	14%	*	76%	6%
03H	NHS NORTH EAST LINCOLNSHIRE CCG	B81620	142/144 GRIMSBY ROAD	23	*	*	*	83%	0%
03H	NHS NORTH EAST LINCOLNSHIRE CCG	B81642	146 TAYLORS AVENUE	26	35%	31%	*	62%	4%
03H	NHS NORTH EAST LINCOLNSHIRE CCG	B81655	NEW WALTHAM SURGERY	34	21%	18%	*	79%	0%
03H	NHS NORTH EAST LINCOLNSHIRE CCG	B81656	RAJ MEDICAL PRACTICE	92	17%	14%	*	75%	8%
03H	NHS NORTH EAST LINCOLNSHIRE CCG	B81663	CROMWELL PRIMARY CARE CENTRE	29	28%	21%	*	72%	0%
03H	NHS NORTH EAST LINCOLNSHIRE CCG	B81664	PELHAM MEDICAL GROUP	35	*	*	*	86%	3%
03H	NHS NORTH EAST LINCOLNSHIRE CCG	B81665	HEALING HEALTH CENTRE	20	40%	35%	*	60%	0%
03H	NHS NORTH EAST LINCOLNSHIRE CCG	B81671	128 CHELMSFORD AVENUE	*	-	-	-	*	0%
03H	NHS NORTH EAST LINCOLNSHIRE CCG	B81677	WEELSBY VIEW HEALTH CENTRE	43	23%	16%	*	72%	5%
03H	NHS NORTH EAST LINCOLNSHIRE CCG	B81689	WEELSBY VIEW HEALTH CENTRE	17	47%	41%	*	53%	0%
03H	NHS NORTH EAST LINCOLNSHIRE CCG	B81693	WEELSBY VIEW HEALTH CENTRE	41	29%	24%	*	68%	2%
03H	NHS NORTH EAST LINCOLNSHIRE CCG	B81697	WEELSBY VIEW HEALTH CENTRE	46	28%	17%	*	67%	4%
03H	NHS NORTH EAST LINCOLNSHIRE CCG	Y01948	OPENDOOR	14	-	-	-	86%	14%
03H	NHS NORTH EAST LINCOLNSHIRE CCG	Y02684	76B CLEETHORPE ROAD	50	22%	18%	*	76%	2%
03K	NHS NORTH LINCOLNSHIRE CCG	B81005	CENTRAL SURGERY	146	32%	23%	9%	67%	1%
03K	NHS NORTH LINCOLNSHIRE CCG	B81007	THE SURGERY	44	48%	43%	*	52%	0%
03K	NHS NORTH LINCOLNSHIRE CCG	B81022	THE MEDICAL CENTRE	108	34%	26%	8%	66%	0%
03K	NHS NORTH LINCOLNSHIRE CCG	B81026	ANCORA MEDICAL PRACTICE	152	36%	26%	9%	64%	0%
03K	NHS NORTH LINCOLNSHIRE CCG	B81043	THE SURGERY	71	37%	28%	8%	63%	0%
03K	NHS NORTH LINCOLNSHIRE CCG	B81045	ASHBY TURN	110	35%	31%	*	64%	1%
03K	NHS NORTH LINCOLNSHIRE CCG	B81063	53 BRIDGE STREET	36	42%	33%	*	58%	0%
03K	NHS NORTH LINCOLNSHIRE CCG	B81064	CHURCH LANE MED. CTR.	77	38%	29%	9%	62%	0%
03K	NHS NORTH LINCOLNSHIRE CCG	B81065	TRENT VIEW MEDICAL PRACT	93	34%	25%	10%	61%	4%
03K	NHS NORTH LINCOLNSHIRE CCG	B81090	78 OSWALD ROAD	44	34%	14%	20%	66%	0%
03K	NHS NORTH LINCOLNSHIRE CCG	B81098	THE SURGERY	38	21%	*	*	79%	0%
03K	NHS NORTH LINCOLNSHIRE CCG	B81099	THE SURGERY	53	43%	36%	*	57%	0%
03K	NHS NORTH LINCOLNSHIRE CCG	B81109	RIVERSIDE SURGERY	49	39%	33%	*	61%	0%
03K	NHS NORTH LINCOLNSHIRE CCG	B81113	THE CEDAR MEDICAL GROUP	43	33%	28%	*	65%	2%
03K	NHS NORTH LINCOLNSHIRE CCG	B81118	WEST COMMON LANE MED.CTR.	58	16%	10%	*	84%	0%
03K	NHS NORTH LINCOLNSHIRE CCG	B81617	THE BIRCHES	98	45%	33%	12%	55%	0%
03K	NHS NORTH LINCOLNSHIRE CCG	B81628	THE MEDICAL CENTRAL	18	56%	44%	*	44%	0%
03K	NHS NORTH LINCOLNSHIRE CCG	B81647	WEST TOWN SURGERY	20	*	*	*	75%	0%
03K	NHS NORTH LINCOLNSHIRE CCG	B81686	ASHBY CLINIC & CHILDRENS CENTRE	21	43%	33%	*	57%	0%
03K	NHS NORTH LINCOLNSHIRE CCG	Y02787	MARKET HILL 8 TO 8 CENTRE	63	25%	17%	*	68%	6%

Table 16 : Prevalence of breastfeeding at 6 to 8 weeks , by GP Practice, CCG, Area Team 2013/14 - Annual

Source: NHS England
Crown Copyright © 2014

Code	CCG Name	Code	GP Practice name	Number of Infant due a check	Percentage of infants being breastfed (Total or partial)	Percentage of infants totally Breastfed	Percentage of infants partially breastfed	Percentage infants not at all breastfed	Percentage infants with no known status
03M	NHS SCARBOROUGH AND RYEDALE CCG	B82001	FALSGRAVE SURGERY	104	28%	20%	8%	47%	25%
03M	NHS SCARBOROUGH AND RYEDALE CCG	B82011	ST.HILDA'S SURGERY	41	24%	17%	*	34%	41%
03M	NHS SCARBOROUGH AND RYEDALE CCG	B82024	EASTFIELD MEDICAL CENTRE	108	25%	15%	10%	66%	9%
03M	NHS SCARBOROUGH AND RYEDALE CCG	B82025	DERWENT PRACTICE	198	34%	28%	6%	36%	29%
03M	NHS SCARBOROUGH AND RYEDALE CCG	B82037	THE SURGERY	74	16%	15%	*	58%	26%
03M	NHS SCARBOROUGH AND RYEDALE CCG	B82038	PROSPECT ROAD SURGERY	95	28%	19%	9%	61%	11%
03M	NHS SCARBOROUGH AND RYEDALE CCG	B82054	SCARBOROUGH MEDICAL GROUP	84	35%	30%	*	39%	26%
03M	NHS SCARBOROUGH AND RYEDALE CCG	B82058	NORWOOD HOUSE SURGERY	50	16%	12%	*	42%	42%
03M	NHS SCARBOROUGH AND RYEDALE CCG	B82063	THE SURGERY	56	50%	34%	16%	43%	7%
03M	NHS SCARBOROUGH AND RYEDALE CCG	B82088	TRAFALGAR MEDICAL PRACTICE TRA	74	31%	23%	8%	55%	14%
03M	NHS SCARBOROUGH AND RYEDALE CCG	B82092	BELGRAVE SURGERY	60	22%	18%	*	42%	37%
03M	NHS SCARBOROUGH AND RYEDALE CCG	B82106	HACKNESS ROAD SURGERY	19	42%	32%	*	42%	16%
03M	NHS SCARBOROUGH AND RYEDALE CCG	B82609	AMPLEFORTH SURGERY	30	47%	47%	-	*	40%
03M	NHS SCARBOROUGH AND RYEDALE CCG	B82611	PEASHOLM SURGERY	83	37%	27%	11%	51%	12%
03M	NHS SCARBOROUGH AND RYEDALE CCG	B82628	HUNMANBY SURGERY	43	44%	40%	*	53%	2%
03M	NHS SCARBOROUGH AND RYEDALE CCG	Y02669	YORK PLACE HEALTH CENTRE	37	24%	16%	*	65%	11%
03Q	NHS VALE OF YORK CCG	B81036	POCKLINGTON GROUP PRACT	125	49%	38%	11%	51%	0%
03Q	NHS VALE OF YORK CCG	B82002	MILLFIELD SURGERY	57	40%	35%	*	46%	14%
03Q	NHS VALE OF YORK CCG	B82003	THE PETERGATE SURGERY	*	*	*	*	*	0%
03Q	NHS VALE OF YORK CCG	B82005	CLEMENTHORPE HEALTH CTR.	16	50%	*	*	38%	13%
03Q	NHS VALE OF YORK CCG	B82006	CLIFTON HEALTH CENTRE	*	-	-	-	*	0%
03Q	NHS VALE OF YORK CCG	B82018	THE ESCRICK SURGERY	41	56%	39%	17%	41%	2%
03Q	NHS VALE OF YORK CCG	B82021	DALTON TERRACE SURGERY	*	*	-	*	-	67%
03Q	NHS VALE OF YORK CCG	B82026	HAXBY GROUP PRACTICE	*	*	*	*	-	0%
03Q	NHS VALE OF YORK CCG	B82031	SHERBURN GROUP PRACTICE	118	42%	31%	11%	50%	8%
03Q	NHS VALE OF YORK CCG	B82033	PICKERING MEDICAL PRACT.	76	43%	33%	11%	32%	25%
03Q	NHS VALE OF YORK CCG	B82041	BEECH TREE SURGERY	157	43%	34%	9%	49%	8%
03Q	NHS VALE OF YORK CCG	B82043	MINSTER HEALTH	*	*	*	-	*	0%
03Q	NHS VALE OF YORK CCG	B82047	UNITY HEALTH	*	-	-	-	-	100%
03Q	NHS VALE OF YORK CCG	B82048	THE SURGERY	*	-	-	-	*	0%
03Q	NHS VALE OF YORK CCG	B82055	GALE FARM SURGERY	*	*	*	*	-	33%
03Q	NHS VALE OF YORK CCG	B82064	5 HAMBLETON VIEW	19	53%	42%	*	*	21%
03Q	NHS VALE OF YORK CCG	B82068	THE MEDICAL CENTRE	24	25%	*	*	29%	46%
03Q	NHS VALE OF YORK CCG	B82071	OLD SCHOOL MEDICAL CENTRE	*	*	*	-	*	20%
03Q	NHS VALE OF YORK CCG	B82073	THE SURGERY	105	32%	22%	10%	55%	12%
03Q	NHS VALE OF YORK CCG	B82074	POSTERNGATE SURGERY	177	36%	28%	8%	55%	10%
03Q	NHS VALE OF YORK CCG	B82077	THE SURGERY	39	38%	33%	*	36%	26%
03Q	NHS VALE OF YORK CCG	B82079	THE SURGERY	17	41%	35%	*	53%	6%
03Q	NHS VALE OF YORK CCG	B82080	MYHEALTH	10	*	*	*	*	40%
03Q	NHS VALE OF YORK CCG	B82081	ELVINGTON MEDICAL PRACTICE	*	-	-	-	*	50%
03Q	NHS VALE OF YORK CCG	B82083	YORK MEDICAL GROUP	*	-	-	-	*	67%
03Q	NHS VALE OF YORK CCG	B82095	ACOMB HEALTH CENTRE	*	-	-	-	*	67%
03Q	NHS VALE OF YORK CCG	B82097	SCOTT ROAD MEDICAL CENTRE	134	27%	22%	5%	54%	19%
03Q	NHS VALE OF YORK CCG	B82105	TADCASTER MEDICAL CENTRE	85	44%	35%	8%	42%	14%
03Q	NHS VALE OF YORK CCG	B82619	TERRINGTON SURGERY	*	*	*	-	-	0%

Table 16 : Prevalence of breastfeeding at 6 to 8 weeks , by GP Practice, CCG, Area Team 2013/14 - Annual

Source: NHS England

Crown Copyright © 2014



Code	CCG Name	Code	GP Practice name	Number of Infant due a check	Percentage of infants being breastfed (Total or partial)	Percentage of infants totally Breastfed	Percentage of infants partially breastfed	Percentage infants not at all breastfed	Percentage infants with no known status
02P	NHS BARNSLEY CCG	C85001	THE GOLDTHORPE CENTRE	41	*	*	*	90%	0%
02P	NHS BARNSLEY CCG	C85003	ASHVILLE MEDICAL PRACTICE	160	24%	19%	6%	74%	1%
02P	NHS BARNSLEY CCG	C85004	19 HIGH STREET	169	46%	35%	11%	49%	5%
02P	NHS BARNSLEY CCG	C85005	SURGERY	81	31%	26%	*	65%	4%
02P	NHS BARNSLEY CCG	C85006	91 DODWORTH ROAD	43	30%	26%	*	65%	5%
02P	NHS BARNSLEY CCG	C85007	THE DOVE VALLEY PRACTICE	121	27%	20%	7%	71%	2%
02P	NHS BARNSLEY CCG	C85008	WALDESLADE SURGERY	154	30%	25%	5%	64%	6%
02P	NHS BARNSLEY CCG	C85009	THE MEDICAL CENTRE	76	32%	24%	8%	61%	8%
02P	NHS BARNSLEY CCG	C85010	HILL BROW SURGERY	102	36%	29%	7%	61%	3%
02P	NHS BARNSLEY CCG	C85012	GREAT HOUGHTON MEDICAL CENTRE	17	*	*	-	88%	0%
02P	NHS BARNSLEY CCG	C85013	CHAPELFIELD MEDICAL CENTRE	130	25%	15%	10%	68%	8%
02P	NHS BARNSLEY CCG	C85014	WHITE ROSE MED PRACTICE	112	30%	23%	7%	69%	1%
02P	NHS BARNSLEY CCG	C85015	100 ROTHERHAM ROAD	50	22%	14%	*	74%	4%
02P	NHS BARNSLEY CCG	C85016	WOODGROVE SURGERY	117	32%	28%	*	56%	13%
02P	NHS BARNSLEY CCG	C85017	94 PARK GROVE	92	26%	17%	9%	71%	3%
02P	NHS BARNSLEY CCG	C85018	GRIMETHORPE SURGERY	99	25%	17%	8%	73%	2%
02P	NHS BARNSLEY CCG	C85019	124-126 PARK GROVE	41	39%	29%	*	49%	12%
02P	NHS BARNSLEY CCG	C85020	6 HUDDERSFIELD ROAD	148	32%	25%	7%	64%	4%
02P	NHS BARNSLEY CCG	C85022	HOYLAND MEDICAL PRACTICE	109	23%	18%	*	72%	5%
02P	NHS BARNSLEY CCG	C85023	THE THURNSCOE CENTRE	91	21%	18%	*	74%	5%
02P	NHS BARNSLEY CCG	C85024	48 HIGH STREET	39	26%	18%	*	72%	3%
02P	NHS BARNSLEY CCG	C85026	APOLLO COURT MEDICAL CENTRE	52	37%	29%	*	56%	8%
02P	NHS BARNSLEY CCG	C85028	THE MEDICAL CENTRE	47	21%	21%	-	79%	0%
02P	NHS BARNSLEY CCG	C85030	WOMBWELL MEDICAL CENTRE	100	20%	14%	6%	74%	6%
02P	NHS BARNSLEY CCG	C85033	VICTORIA MEDICAL CENTRE	116	35%	28%	7%	64%	1%
02P	NHS BARNSLEY CCG	C85614	THE HEALTH CENTRE	38	34%	21%	*	63%	3%
02P	NHS BARNSLEY CCG	C85617	THE GOLDTHORPE CENTRE	31	29%	23%	*	61%	10%
02P	NHS BARNSLEY CCG	C85619	ST GEORGES MEDICAL PRACT	100	21%	16%	*	75%	4%
02P	NHS BARNSLEY CCG	C85622	MONK BRETTON HEALTH CENTRE	23	*	*	*	78%	0%
02P	NHS BARNSLEY CCG	C85623	KINGSWELL SURGERY	51	49%	35%	14%	47%	4%
02P	NHS BARNSLEY CCG	C85624	COPE STREET SURGERY	39	15%	*	*	79%	5%
02P	NHS BARNSLEY CCG	C85627	BRIERLEY MEDICAL CENTRE	43	*	*	*	91%	0%
02P	NHS BARNSLEY CCG	C85628	CAXTON HOUSE SURGERY	17	*	*	*	82%	0%
02P	NHS BARNSLEY CCG	Y00411	THE THURNSCOE CENTRE	92	27%	21%	7%	71%	2%
02P	NHS BARNSLEY CCG	Y02644	HBP SURGERY LUNDWOOD	55	18%	13%	*	76%	5%
02P	NHS BARNSLEY CCG	Y02815	HIGHGATE SURGERY	59	24%	19%	*	75%	2%
02P	NHS BARNSLEY CCG	Y02850	LAKESIDE SURGERY	45	22%	16%	*	71%	7%
02Q	NHS BASSETLAW CCG	C84001	LARWOOD SURGERY	317	31%	22%	9%	69%	0%
02Q	NHS BASSETLAW CCG	C84008	THE SURGERY	30	37%	33%	*	63%	0%
02Q	NHS BASSETLAW CCG	C84013	BRIDGEGATE SURGERY	49	43%	29%	14%	55%	2%
02Q	NHS BASSETLAW CCG	C84024	NEWGATE MEDICAL GROUP	321	33%	28%	5%	67%	0%
02Q	NHS BASSETLAW CCG	C84035	CROWN HOUSE SURGERY	122	39%	27%	12%	60%	1%
02Q	NHS BASSETLAW CCG	C84052	THE MISTERTON GROUP PRACT	37	41%	32%	*	59%	0%
02Q	NHS BASSETLAW CCG	C84094	RIVERSIDE HEALTH CENTRE	90	42%	34%	8%	57%	1%
02Q	NHS BASSETLAW CCG	C84101	HEALTH CENTRE	15	47%	40%	*	47%	7%
02Q	NHS BASSETLAW CCG	C84143	TALL TREES SURGERY	68	38%	24%	15%	62%	0%
02Q	NHS BASSETLAW CCG	C84692	THE SURGERY	23	48%	39%	*	52%	0%
02Q	NHS BASSETLAW CCG	C84700	HARWORTH MEDICAL CENTRE	7	*	*	-	86%	0%
02Q	NHS BASSETLAW CCG	Y02833	WESTWOOD 8-8 PRIMARY CARE CENTRE	52	19%	15%	*	81%	0%
02X	NHS DONCASTER CCG	C86001	THE HEALTH CENTRE	115	11%	10%	*	21%	68%
02X	NHS DONCASTER CCG	C86002	BENTLEY HEALTH CENTRE	75	17%	12%	*	71%	12%
02X	NHS DONCASTER CCG	C86003	HEATHFIELD HEALTH CENTRE	105	28%	21%	7%	71%	1%
02X	NHS DONCASTER CCG	C86005	MEXBOROUGH HEALTH CENTRE	51	18%	16%	*	63%	20%
02X	NHS DONCASTER CCG	C86006	8-9 REGENT SQUARE	104	23%	13%	10%	50%	27%
02X	NHS DONCASTER CCG	C86007	4 ALBION PLACE	108	45%	32%	13%	48%	6%
02X	NHS DONCASTER CCG	C86009	THE MAYFLOWER MED PRACT	61	41%	28%	13%	59%	0%
02X	NHS DONCASTER CCG	C86011	54 THORNE ROAD	145	49%	38%	11%	48%	3%

Table 16 : Prevalence of breastfeeding at 6 to 8 weeks , by GP Practice, CCG, Area Team 2013/14 - Annual

Source: NHS England

Crown Copyright © 2014



Code	CCG Name	Code	GP Practice name	Number of Infant due a check	Percentage of infants being breastfed (Total or partial)	Percentage of infants totally Breastfed	Percentage of infants partially breastfed	Percentage infants not at all breastfed	Percentage infants with no known status
02X	NHS DONCASTER CCG	C86012	THE OAKWOOD SURGERY	37	30%	24%	*	59%	11%
02X	NHS DONCASTER CCG	C86013	TICKHILL & COLLIERY MEDICAL PRACTICE	69	49%	39%	10%	46%	4%
02X	NHS DONCASTER CCG	C86014	PRINCESS MEDICAL CENTRE	92	16%	9%	8%	53%	30%
02X	NHS DONCASTER CCG	C86015	THE ROSSINGTON PRACTICE	87	30%	23%	7%	70%	0%
02X	NHS DONCASTER CCG	C86016	THE LAKESIDE PRACTICE	95	24%	14%	11%	53%	23%
02X	NHS DONCASTER CCG	C86017	KINGTHORNE GROUP PRACTICE	114	36%	26%	10%	42%	22%
02X	NHS DONCASTER CCG	C86018	NORTHFIELD SURGERY	122	20%	15%	5%	78%	2%
02X	NHS DONCASTER CCG	C86019	THE SCOTT PRACTICE	161	25%	16%	9%	42%	34%
02X	NHS DONCASTER CCG	C86020	ST.JOHNS GROUP PRACTICE	85	24%	18%	*	52%	25%
02X	NHS DONCASTER CCG	C86021	WHITE HOUSE FARM MED CTR	75	32%	20%	12%	63%	5%
02X	NHS DONCASTER CCG	C86022	THE HEALTH CENTRE	107	36%	24%	12%	49%	15%
02X	NHS DONCASTER CCG	C86023	128 HIGH STREET	110	20%	14%	6%	62%	18%
02X	NHS DONCASTER CCG	C86024	THE HEALTH CENTRE	115	22%	12%	10%	43%	36%
02X	NHS DONCASTER CCG	C86025	THE MEDICAL CENTRE	79	33%	20%	13%	32%	35%
02X	NHS DONCASTER CCG	C86026	THE HEALTH CENTRE	55	11%	11%	-	60%	29%
02X	NHS DONCASTER CCG	C86029	ST VINCENT MEDICAL CENTRE	180	33%	23%	11%	30%	37%
02X	NHS DONCASTER CCG	C86030	THE PHOENIX MEDICAL PRACT	29	38%	21%	*	31%	31%
02X	NHS DONCASTER CCG	C86032	SCAWSBY HEALTH CENTRE	74	24%	23%	*	42%	34%
02X	NHS DONCASTER CCG	C86033	MARTINWELLS CTR	75	8%	*	*	85%	7%
02X	NHS DONCASTER CCG	C86034	THE NEW SURGERY	83	23%	16%	7%	36%	41%
02X	NHS DONCASTER CCG	C86037	THE SURGERY	103	14%	8%	6%	80%	7%
02X	NHS DONCASTER CCG	C86038	PETERSGATE MEDICAL CENTRE	102	30%	25%	6%	56%	14%
02X	NHS DONCASTER CCG	C86039	THE VILLAGE PRACTICE	66	32%	18%	14%	61%	8%
02X	NHS DONCASTER CCG	C86605	THE ASKERN MED PRACTICE	102	22%	14%	8%	56%	23%
02X	NHS DONCASTER CCG	C86606	BARNBURGH SURGERY	23	48%	*	26%	43%	9%
02X	NHS DONCASTER CCG	C86609	AUCKLEY SURGERY	26	42%	23%	*	38%	19%
02X	NHS DONCASTER CCG	C86611	DUNSVILLE MEDICAL CENTRE	49	33%	24%	*	63%	4%
02X	NHS DONCASTER CCG	C86613	THE NELSON PRACTICE	35	17%	*	*	63%	20%
02X	NHS DONCASTER CCG	C86614	THORNE MOORS MEDICAL PRACTICE	114	25%	17%	8%	72%	4%
02X	NHS DONCASTER CCG	C86616	1 WHEATLEY STREET	59	15%	10%	*	37%	47%
02X	NHS DONCASTER CCG	C86621	WEST END CLINIC	72	15%	14%	*	81%	4%
02X	NHS DONCASTER CCG	C86623	BENTLEY HEALTH CENTRE	22	*	*	*	77%	0%
02X	NHS DONCASTER CCG	C86625	CONISBOROUGH MEDICAL PRACTICE	26	*	*	*	65%	15%
02X	NHS DONCASTER CCG	C86626	PARK VIEW SURGERY	24	*	*	*	58%	21%
02X	NHS DONCASTER CCG	Y02635	DONCASTER 8 TO 8 HEALTH CENTRE	240	31%	22%	9%	36%	33%
03L	NHS ROTHERHAM CCG	C87002	DINNINGTON GROUP PRACTICE	91	30%	30%	-	*	69%
03L	NHS ROTHERHAM CCG	C87003	WOODSTOCK BOWER GROUP PRACTICE	49	59%	59%	-	-	41%
03L	NHS ROTHERHAM CCG	C87004	KIVETON PARK PRIMARY CARE	47	40%	40%	-	-	60%
03L	NHS ROTHERHAM CCG	C87005	ST.ANN'S MEDICAL CENTRE	65	37%	35%	*	-	63%
03L	NHS ROTHERHAM CCG	C87006	MAGNA GROUP PRACTICE	37	46%	46%	-	*	46%
03L	NHS ROTHERHAM CCG	C87007	THE STAG MEDICAL CENTRE	44	64%	64%	-	-	36%
03L	NHS ROTHERHAM CCG	C87008	SWALLOWNEST HEALTH CENTRE	61	52%	52%	-	*	43%
03L	NHS ROTHERHAM CCG	C87009	BRINSWORTH MEDICAL CENTRE	47	47%	45%	*	*	49%
03L	NHS ROTHERHAM CCG	C87010	THE SURGERY	22	55%	55%	-	*	36%
03L	NHS ROTHERHAM CCG	C87012	BROOM LANE MEDICAL CENTRE	66	56%	55%	*	-	44%
03L	NHS ROTHERHAM CCG	C87013	PARKGATE MEDICAL CENTRE	24	29%	29%	-	-	71%
03L	NHS ROTHERHAM CCG	C87014	TREETON MEDICAL CENTRE	38	50%	50%	-	-	50%
03L	NHS ROTHERHAM CCG	C87015	WICKERSLEY HEALTH CENTRE	21	43%	43%	-	-	57%
03L	NHS ROTHERHAM CCG	C87016	MORTHEN ROAD SURGERY	44	50%	50%	-	-	50%
03L	NHS ROTHERHAM CCG	C87017	CLIFTON MEDICAL CENTRE	63	48%	48%	-	*	51%
03L	NHS ROTHERHAM CCG	C87018	THE SURGERY	39	28%	28%	-	*	64%
03L	NHS ROTHERHAM CCG	C87020	GREENSIDE SURGERY	20	35%	35%	-	-	65%
03L	NHS ROTHERHAM CCG	C87022	THE VILLAGE SURGERY	28	36%	36%	-	*	61%
03L	NHS ROTHERHAM CCG	C87023	DALTON HEALTH CENTRE	6	*	*	-	*	0%
03L	NHS ROTHERHAM CCG	C87024	RAWMARSH HEALTH CENTRE	12	*	*	-	-	83%
03L	NHS ROTHERHAM CCG	C87029	THE MARKET SURGERY	58	45%	45%	-	-	55%
03L	NHS ROTHERHAM CCG	C87030	CROWN STREET SURGERY	53	42%	38%	*	21%	38%

Table 16 : Prevalence of breastfeeding at 6 to 8 weeks , by GP Practice, CCG, Area Team 2013/14 - Annual

Source: NHS England

Crown Copyright © 2014



Code	CCG Name	Code	GP Practice name	Number of Infant due a check	Percentage of infants being breastfed (Total or partial)	Percentage of infants totally Breastfed	Percentage of infants partially breastfed	Percentage infants not at all breastfed	Percentage infants with no known status
03L	NHS ROTHERHAM CCG	C87031	MALTBY SERVICE CTR	15	*	*	-	-	67%
03L	NHS ROTHERHAM CCG	C87603	GREASBROUGH MEDICAL CTR	18	50%	50%	-	-	50%
03L	NHS ROTHERHAM CCG	C87604	THORPE HESLEY SURGERY	23	43%	43%	-	-	57%
03L	NHS ROTHERHAM CCG	C87606	QUEENS MEDICAL CENTRE	7	*	*	-	*	57%
03L	NHS ROTHERHAM CCG	C87608	50 SHAKESPEARE ROAD	39	51%	49%	*	-	49%
03L	NHS ROTHERHAM CCG	C87609	ROSEHILL MEDICAL CENTRE	10	70%	70%	-	-	30%
03L	NHS ROTHERHAM CCG	C87610	245/247 CANKLOW ROAD	12	*	*	-	-	58%
03L	NHS ROTHERHAM CCG	C87612	SURGERY OF LIGHT	7	*	*	-	-	43%
03L	NHS ROTHERHAM CCG	C87616	BLYTH ROAD MEDICAL CENTRE	31	55%	55%	-	*	39%
03L	NHS ROTHERHAM CCG	C87617	THRYBERGH MEDICAL CENTRE	10	*	*	-	*	40%
03L	NHS ROTHERHAM CCG	C87620	MANOR FIELD SURGERY	17	*	*	-	*	71%
03L	NHS ROTHERHAM CCG	C87621	BROOM VALLEY MEDICAL CTR	10	60%	*	*	*	20%
03L	NHS ROTHERHAM CCG	C87622	THE GATE SURGERY	24	71%	71%	-	-	29%
03L	NHS ROTHERHAM CCG	Y02616	CHANNY BRIDGE MEDICAL CTR	16	63%	63%	-	-	38%
03N	NHS SHEFFIELD CCG	C88005	WALKLEY HOUSE MEDICAL CENTRE	127	69%	62%	6%	31%	0%
03N	NHS SHEFFIELD CCG	C88006	NORFOLK PARK HEALTH CENTRE	40	38%	28%	*	55%	8%
03N	NHS SHEFFIELD CCG	C88007	PORTER BROOK MEDICAL CENTRE	128	68%	48%	20%	27%	5%
03N	NHS SHEFFIELD CCG	C88008	PITSMOOR SURGERY	128	65%	29%	36%	32%	3%
03N	NHS SHEFFIELD CCG	C88009	FOXHILL MEDICAL CENTRE	69	29%	22%	*	71%	0%
03N	NHS SHEFFIELD CCG	C88010	BURNCROSS SURGERY	129	40%	33%	7%	60%	0%
03N	NHS SHEFFIELD CCG	C88011	BUCHANAN ROAD SURGERY	67	10%	9%	*	90%	0%
03N	NHS SHEFFIELD CCG	C88013	WESTFIELD HEALTH CENTRE	30	20%	20%	-	80%	0%
03N	NHS SHEFFIELD CCG	C88014	NORWOOD MEDICAL CENTRE	102	46%	31%	15%	54%	0%
03N	NHS SHEFFIELD CCG	C88015	THE MEADOWHEAD GROUP PRACTICE	86	47%	41%	*	53%	0%
03N	NHS SHEFFIELD CCG	C88016	CARTERKNOWLE & DORE	119	73%	57%	16%	26%	1%
03N	NHS SHEFFIELD CCG	C88018	TRAMWAYS MEDICAL CENTRE	86	42%	31%	10%	56%	2%
03N	NHS SHEFFIELD CCG	C88019	GLEADLESS MEDICAL CENTRE	127	31%	23%	8%	68%	2%
03N	NHS SHEFFIELD CCG	C88020	WHITEHOUSE SURGERY	94	35%	19%	16%	63%	2%
03N	NHS SHEFFIELD CCG	C88021	FAR LANE MEDICAL CENTRE	69	49%	29%	20%	51%	0%
03N	NHS SHEFFIELD CCG	C88022	STONECROFT MEDICAL CENTRE	39	41%	28%	*	56%	3%
03N	NHS SHEFFIELD CCG	C88023	SOTHALL MEDICAL CENTRE	102	28%	21%	8%	71%	1%
03N	NHS SHEFFIELD CCG	C88024	THE AVENUE MEDICAL PRACT	68	56%	43%	13%	44%	0%
03N	NHS SHEFFIELD CCG	C88025	BIRLEY HEALTH CENTRE	91	43%	30%	13%	56%	1%
03N	NHS SHEFFIELD CCG	C88026	THE SLOAN PRACTICE	144	60%	49%	12%	40%	0%
03N	NHS SHEFFIELD CCG	C88027	UPWELL STREET SURGERY	81	57%	38%	19%	31%	12%
03N	NHS SHEFFIELD CCG	C88028	BROOMHILL SURGERY	79	84%	59%	24%	14%	3%
03N	NHS SHEFFIELD CCG	C88030	DUKE MEDICAL CENTRE	64	41%	23%	17%	55%	5%
03N	NHS SHEFFIELD CCG	C88031	UPPERTHORPE MEDICAL CTR.	99	60%	33%	26%	36%	4%
03N	NHS SHEFFIELD CCG	C88032	CHARNOCK HTH PRIM CRE CTR	46	28%	24%	*	70%	2%
03N	NHS SHEFFIELD CCG	C88033	THE FLOWERS HEALTH CENTRE	62	37%	29%	*	61%	2%
03N	NHS SHEFFIELD CCG	C88034	THE SURGERY	66	68%	62%	*	32%	0%
03N	NHS SHEFFIELD CCG	C88035	FIRTH PARK SURGERY	153	46%	31%	14%	48%	7%
03N	NHS SHEFFIELD CCG	C88036	HANDSWORTH MEDICAL CENTRE	128	55%	45%	11%	42%	2%
03N	NHS SHEFFIELD CCG	C88037	BASLOW ROAD SURGERY	80	63%	49%	14%	35%	3%
03N	NHS SHEFFIELD CCG	C88038	THE MATHEWS PRACTICE	93	47%	27%	20%	53%	0%
03N	NHS SHEFFIELD CCG	C88039	ECCLESFIELD GROUP PRACT	84	30%	23%	7%	68%	2%
03N	NHS SHEFFIELD CCG	C88040	UGHTIBRIDGE SURGERY	50	52%	46%	*	40%	8%
03N	NHS SHEFFIELD CCG	C88041	WOODSEATS MEDICAL CENTRE	98	46%	36%	10%	53%	1%
03N	NHS SHEFFIELD CCG	C88042	PARK HEALTH CENTRE	74	43%	22%	22%	57%	0%
03N	NHS SHEFFIELD CCG	C88043	TRAMWAYS MEDICAL CENTRE	132	55%	46%	8%	45%	1%
03N	NHS SHEFFIELD CCG	C88044	MANCHESTER ROAD SURGERY	37	73%	46%	27%	27%	0%
03N	NHS SHEFFIELD CCG	C88045	DYKES HALL MEDICAL CENTRE	87	48%	38%	10%	52%	0%
03N	NHS SHEFFIELD CCG	C88046	ABBAY LANE SURGERY	28	64%	54%	*	36%	0%
03N	NHS SHEFFIELD CCG	C88047	WINCOBANK MEDICAL CENTRE	75	39%	28%	11%	60%	1%
03N	NHS SHEFFIELD CCG	C88048	BURNGREAVE SURGERY	115	69%	43%	26%	31%	0%
03N	NHS SHEFFIELD CCG	C88049	ELM LANE SURGERY	57	37%	25%	12%	58%	5%
03N	NHS SHEFFIELD CCG	C88050	JAUNTY SPRINGS HEALTH CTR	24	33%	25%	*	67%	0%

Table 16 : Prevalence of breastfeeding at 6 to 8 weeks , by GP Practice, CCG, Area Team 2013/14 - Annual

Source: NHS England

Crown Copyright © 2014



Code	CCG Name	Code	GP Practice name	Number of Infant due a check	Percentage of infants being breastfed (Total or partial)	Percentage of infants totally Breastfed	Percentage of infants partially breastfed	Percentage infants not at all breastfed	Percentage infants with no known status
03N	NHS SHEFFIELD CCG	C88051	PAGE HALL MEDICAL CENTRE	135	65%	39%	26%	31%	4%
03N	NHS SHEFFIELD CCG	C88052	THE HOLLIES MEDICAL CTR	45	84%	67%	18%	16%	0%
03N	NHS SHEFFIELD CCG	C88053	FALKLAND HOUSE	31	97%	71%	26%	*	0%
03N	NHS SHEFFIELD CCG	C88054	GRENOSIDE SURGERY	75	37%	24%	13%	60%	3%
03N	NHS SHEFFIELD CCG	C88057	CROOKES VALLEY MED. CTR.	23	65%	30%	35%	*	17%
03N	NHS SHEFFIELD CCG	C88059	HAROLD STREET MEDICAL CTR	7	*	*	*	*	0%
03N	NHS SHEFFIELD CCG	C88060	SHARROW LANE MEDICAL CENTRE	54	63%	39%	24%	37%	0%
03N	NHS SHEFFIELD CCG	C88061	BENTS GREEN SURGERY	10	80%	*	*	*	0%
03N	NHS SHEFFIELD CCG	C88062	RUSTLINGS ROAD MED. CTR.	65	85%	75%	9%	15%	0%
03N	NHS SHEFFIELD CCG	C88068	TOTLEY RISE MEDICAL CENTRE	20	65%	40%	*	30%	5%
03N	NHS SHEFFIELD CCG	C88069	HIGHGATE SURGERY	263	54%	33%	21%	41%	5%
03N	NHS SHEFFIELD CCG	C88070	SHIREGREEN MEDICAL CENTRE	123	43%	28%	15%	57%	0%
03N	NHS SHEFFIELD CCG	C88072	WOODHOUSE HEALTH CENTRE	124	31%	23%	7%	69%	0%
03N	NHS SHEFFIELD CCG	C88073	HEELEY GREEN SURGERY	39	49%	31%	18%	51%	0%
03N	NHS SHEFFIELD CCG	C88074	DEEPCAR MEDICAL CENTRE	48	48%	40%	*	52%	0%
03N	NHS SHEFFIELD CCG	C88075	DARNALL HEALTH CENTRE	33	39%	33%	*	48%	12%
03N	NHS SHEFFIELD CCG	C88076	DEVONSHIRE GREEN MED.CTR.	77	75%	39%	36%	21%	4%
03N	NHS SHEFFIELD CCG	C88077	THE HEALTH CARE SURGERY	74	18%	12%	*	81%	1%
03N	NHS SHEFFIELD CCG	C88078	MOSBOROUGH HEALTH CENTRE	61	34%	28%	*	64%	2%
03N	NHS SHEFFIELD CCG	C88079	THE CROOKES PRACTICE	111	78%	63%	15%	20%	2%
03N	NHS SHEFFIELD CCG	C88082	CARRFIELD MEDICAL CENTRE	*	*	*	*	*	0%
03N	NHS SHEFFIELD CCG	C88083	SELBORNE ROAD MED. CTR.	17	71%	47%	*	*	0%
03N	NHS SHEFFIELD CCG	C88084	DARNALL HEALTH CENTRE	28	64%	46%	*	32%	4%
03N	NHS SHEFFIELD CCG	C88085	RICHMOND MEDICAL CENTRE	105	37%	28%	10%	62%	1%
03N	NHS SHEFFIELD CCG	C88086	SOUTHEY GREEN MEDICAL CTR	34	24%	18%	*	76%	0%
03N	NHS SHEFFIELD CCG	C88087	DOVERCOURT SURGERY	65	51%	42%	9%	48%	2%
03N	NHS SHEFFIELD CCG	C88088	EAST BANK MEDICAL CENTRE	84	24%	17%	7%	71%	5%
03N	NHS SHEFFIELD CCG	C88090	MANOR PARK MEDICAL CENTRE	49	37%	33%	*	61%	2%
03N	NHS SHEFFIELD CCG	C88091	BARNESLEY ROAD SURGERY	48	38%	33%	*	63%	0%
03N	NHS SHEFFIELD CCG	C88092	VALLEY MEDICAL CENTRE	89	33%	22%	10%	65%	2%
03N	NHS SHEFFIELD CCG	C88095	MILL ROAD SURGERY	41	32%	32%	-	66%	2%
03N	NHS SHEFFIELD CCG	C88096	HACKENTHORPE MEDICAL CENTRE	68	26%	21%	*	72%	1%
03N	NHS SHEFFIELD CCG	C88622	SHEFFIELD MEDICAL CENTRE	16	63%	*	38%	*	6%
03N	NHS SHEFFIELD CCG	C88626	MANOR TOP MEDICAL CENTRE	29	24%	24%	-	76%	0%
03N	NHS SHEFFIELD CCG	C88627	UNIVERSITY HEALTH SERVICE	25	80%	60%	*	*	16%
03N	NHS SHEFFIELD CCG	C88631	MEERSBROOK MEDICAL CENTRE	7	*	-	*	*	0%
03N	NHS SHEFFIELD CCG	C88638	MANOR TOP MEDICAL CENTRE	13	54%	*	*	46%	0%
03N	NHS SHEFFIELD CCG	C88643	DUNNINC ROAD SURGERY	48	17%	15%	*	83%	0%
03N	NHS SHEFFIELD CCG	C88647	OWLTHORPE SURGERY	30	53%	20%	33%	47%	0%
03N	NHS SHEFFIELD CCG	C88648	CRYSTAL PEAKS MEDICAL CENTRE	77	40%	30%	10%	60%	0%
03N	NHS SHEFFIELD CCG	C88652	GREYSTONES MEDICAL CENTRE	42	76%	57%	19%	24%	0%
03N	NHS SHEFFIELD CCG	C88653	GREENHILL HEALTH CENTRE	12	*	*	*	83%	0%
03N	NHS SHEFFIELD CCG	C88655	THE MEDICAL CENTRE	13	*	*	*	54%	8%
03N	NHS SHEFFIELD CCG	C88656	STANNINGTON MEDICAL CTR	20	45%	45%	-	55%	0%
03N	NHS SHEFFIELD CCG	Y02566	SHEFFIELD CITY GP MEDICAL CENTRE	61	75%	54%	21%	15%	10%

Table 16 : Prevalence of breastfeeding at 6 to 8 weeks , by GP Practice, CCG, Area Team 2013/14 - Annual

Source: NHS England
Crown Copyright © 2014



England				Percentage of infants being breastfed (Total or patial)	Percentage of infants totally Breastfed	Percentage of infants partially breastfed	Percentage infants not at all breastfed	Percentage infants with no known status
Code	CCG Name	Code	GP Practice name	Number of Infant due a check				
02N	NHS AIREDALE, WHARFDALE AND CRAVEI	B82007	TOWNHEAD SURGERIES	60	42%	32%	10%	38%
02N	NHS AIREDALE, WHARFDALE AND CRAVEI	B82020	CROSSHILLS HEALTH CENTRE	101	34%	26%	8%	53%
02N	NHS AIREDALE, WHARFDALE AND CRAVEI	B82028	FISHER MEDICAL CENTRE	114	24%	19%	*	18%
02N	NHS AIREDALE, WHARFDALE AND CRAVEI	B82053	DYNELEY HOUSE SURGERY	94	21%	17%	*	34%
02N	NHS AIREDALE, WHARFDALE AND CRAVEI	B82099	GRASSINGTON MEDICAL CTR.	19	*	*	*	58%
02N	NHS AIREDALE, WHARFDALE AND CRAVEI	B83002	ILKLEY AND WHARFEDALE MEDICAL	24	71%	58%	*	25%
02N	NHS AIREDALE, WHARFDALE AND CRAVEI	B83006	SILSDEN HEALTH CENTRE	109	40%	28%	13%	56%
02N	NHS AIREDALE, WHARFDALE AND CRAVEI	B83008	LING HOUSE MEDICAL CENTRE	165	31%	18%	13%	68%
02N	NHS AIREDALE, WHARFDALE AND CRAVEI	B83019	GRANGE PARK SURGERY	67	70%	54%	16%	27%
02N	NHS AIREDALE, WHARFDALE AND CRAVEI	B83021	FARFIELD GROUP PRACTICE	162	28%	17%	11%	71%
02N	NHS AIREDALE, WHARFDALE AND CRAVEI	B83023	HOLYCROFT SURGERY	147	31%	18%	14%	64%
02N	NHS AIREDALE, WHARFDALE AND CRAVEI	B83027	THE HAWORTH MEDICAL PRACTICE	90	53%	41%	12%	42%
02N	NHS AIREDALE, WHARFDALE AND CRAVEI	B83033	KILMENY SURGERY	197	26%	14%	12%	70%
02N	NHS AIREDALE, WHARFDALE AND CRAVEI	B83061	OAKWORTH HEALTH CENTRE	41	46%	39%	*	49%
02N	NHS AIREDALE, WHARFDALE AND CRAVEI	B83602	1 MEDICARE AT NORTH STREET SURGERY	137	37%	11%	26%	61%
02N	NHS AIREDALE, WHARFDALE AND CRAVEI	B83620	THE SURGERY 103 MAIN STREET AD	26	58%	38%	*	38%
02N	NHS AIREDALE, WHARFDALE AND CRAVEI	B83624	ILKLEY MOOR MEDICAL PRACT	95	62%	47%	15%	37%
02R	NHS BRADFORD DISTRICTS CCG	B83005	THORNBURY MEDICAL CENTRE	134	45%	24%	21%	54%
02R	NHS BRADFORD DISTRICTS CCG	B83007	THE HEATON MEDICAL PRACT	69	46%	26%	20%	54%
02R	NHS BRADFORD DISTRICTS CCG	B83009	SUNNYBANK MEDICAL CENTRE	117	31%	26%	5%	66%
02R	NHS BRADFORD DISTRICTS CCG	B83010	PARKLANDS MEDICAL PRAC	152	34%	23%	11%	60%
02R	NHS BRADFORD DISTRICTS CCG	B83011	WOODROYD CENTRE	97	40%	28%	12%	55%
02R	NHS BRADFORD DISTRICTS CCG	B83012	CARLTON MEDICAL PRACTICE	64	48%	28%	20%	52%
02R	NHS BRADFORD DISTRICTS CCG	B83013	WESTCLIFFE MEDICAL CENTRE	146	35%	24%	11%	63%
02R	NHS BRADFORD DISTRICTS CCG	B83014	BINGLEY MEDICAL PRACTICE	137	49%	36%	12%	48%
02R	NHS BRADFORD DISTRICTS CCG	B83015	HIGHFIELD HEALTH CENTRE	138	23%	17%	6%	70%
02R	NHS BRADFORD DISTRICTS CCG	B83017	HORTON BANK PRACTICE	94	27%	16%	11%	70%
02R	NHS BRADFORD DISTRICTS CCG	B83018	IDLE MEDICAL CENTRE	167	32%	25%	7%	64%
02R	NHS BRADFORD DISTRICTS CCG	B83020	THE WILLOWS MEDICAL CTR.	90	32%	23%	9%	67%
02R	NHS BRADFORD DISTRICTS CCG	B83022	THE SURGERY	93	41%	31%	10%	56%
02R	NHS BRADFORD DISTRICTS CCG	B83028	WIBSEY & QUEENSBURY MED P	124	28%	24%	*	72%
02R	NHS BRADFORD DISTRICTS CCG	B83029	DR COLLINS & PARTNERS	102	29%	22%	8%	71%
02R	NHS BRADFORD DISTRICTS CCG	B83030	THORNTON MEDICAL CENTRE	104	39%	28%	12%	60%
02R	NHS BRADFORD DISTRICTS CCG	B83031	DRS HAFIZ & WHITFIELD	36	50%	36%	*	47%
02R	NHS BRADFORD DISTRICTS CCG	B83032	BRADFORD MOOR PRACTICE	71	39%	25%	14%	56%
02R	NHS BRADFORD DISTRICTS CCG	B83035	HORTON PARK SURGERY	162	33%	23%	10%	56%
02R	NHS BRADFORD DISTRICTS CCG	B83037	WILSDEN HEALTH CENTRE	81	40%	25%	15%	60%
02R	NHS BRADFORD DISTRICTS CCG	B83038	LEYLANDS MEDICAL CENTRE	139	48%	32%	16%	47%
02R	NHS BRADFORD DISTRICTS CCG	B83039	WINDHILL GREEN MED.CENTRE	149	36%	21%	15%	62%
02R	NHS BRADFORD DISTRICTS CCG	B83040	SALTARE MEDICAL CENTRE	111	59%	44%	14%	40%
02R	NHS BRADFORD DISTRICTS CCG	B83041	BOWLING HALL MED PRACTICE	135	33%	19%	13%	67%
02R	NHS BRADFORD DISTRICTS CCG	B83042	ROOLEY LANE MED. CENTRE	103	28%	16%	13%	70%
02R	NHS BRADFORD DISTRICTS CCG	B83043	WOODROYD CENTRE	82	40%	21%	20%	56%
02R	NHS BRADFORD DISTRICTS CCG	B83044	HIGHFIELD HEALTH CENTRE	109	23%	17%	6%	72%
02R	NHS BRADFORD DISTRICTS CCG	B83045	MAYFIELD MEDICAL CENTRE	88	41%	27%	14%	57%
02R	NHS BRADFORD DISTRICTS CCG	B83049	COWGILL MEDICAL PRACTICE	40	25%	18%	*	65%
02R	NHS BRADFORD DISTRICTS CCG	B83050	THE GRANGE PRACTICE	97	35%	27%	8%	63%
02R	NHS BRADFORD DISTRICTS CCG	B83054	HAIH HALL MEDICAL CENTRE	53	36%	25%	11%	64%
02R	NHS BRADFORD DISTRICTS CCG	B83055	THE RIDGE MEDICAL PRACTICE	424	38%	22%	15%	58%
02R	NHS BRADFORD DISTRICTS CCG	B83056	MOORSIDE SURGERY	79	28%	22%	*	66%
02R	NHS BRADFORD DISTRICTS CCG	B83062	ASHCROFT SURGERY NEWLANDS WAY	142	31%	19%	12%	68%
02R	NHS BRADFORD DISTRICTS CCG	B83063	SHIPLEY HEALTH CENTRE	101	44%	29%	15%	56%
02R	NHS BRADFORD DISTRICTS CCG	B83064	WROSE HEALTH CENTRE	137	37%	23%	14%	59%
02R	NHS BRADFORD DISTRICTS CCG	B83067	THE SPRINGFIELD SURGERY	101	46%	34%	12%	53%
02R	NHS BRADFORD DISTRICTS CCG	B83071	PHOENIX MEDICAL PRACTICE	74	31%	16%	15%	66%
02R	NHS BRADFORD DISTRICTS CCG	B83631	ONE MEDICARE@ WOODHEAD ROAD SURGERY	45	56%	38%	18%	38%
02R	NHS BRADFORD DISTRICTS CCG	B83641	ASHWELL MEDICAL CENTRE	159	48%	31%	16%	50%
02R	NHS BRADFORD DISTRICTS CCG	Y01118	THE SURGERY	32	41%	34%	*	56%
02T	NHS CALDERDALE CCG	B84001	STATION ROAD SURGERY	118	34%	25%	8%	66%
02T	NHS CALDERDALE CCG	B84002	252 QUEENS ROAD	140	38%	23%	15%	62%
02T	NHS CALDERDALE CCG	B84003	RYDINGS HALL SURGERY	84	26%	17%	10%	73%
02T	NHS CALDERDALE CCG	B84004	VALLEY MEDICAL CENTRE	150	63%	48%	15%	36%
02T	NHS CALDERDALE CCG	B84005	ROSEGARTH SURGERY	100	41%	38%	*	59%
02T	NHS CALDERDALE CCG	B84006	NEW TODMORDEN HEALTH CENTRE	167	42%	29%	13%	57%
02T	NHS CALDERDALE CCG	B84007	THE SURGERY	84	61%	51%	10%	38%
02T	NHS CALDERDALE CCG	B84008	KOS CLINIC	141	46%	30%	16%	54%
02T	NHS CALDERDALE CCG	B84009	STAINLAND ROAD MEDICAL CENTRE	109	54%	46%	8%	46%
02T	NHS CALDERDALE CCG	B84010	KEIGHLEY ROAD SURGERY	111	28%	22%	6%	72%
02T	NHS CALDERDALE CCG	B84011	THE CHURCH LANE SURGERY	116	39%	31%	8%	60%
02T	NHS CALDERDALE CCG	B84012	SPRING HALL GROUP PRACT	111	39%	18%	21%	61%
02T	NHS CALDERDALE CCG	B84013	THE PLANE TREES GRP PRACT	95	33%	28%	*	67%
02T	NHS CALDERDALE CCG	B84014	RASTRICK HEALTH CENTRE	24	38%	29%	*	63%
02T	NHS CALDERDALE CCG	B84016	BANKFIELD SURGERY	96	33%	21%	13%	67%
02T	NHS CALDERDALE CCG	B84017	BURLEY STREET SURGERY	44	14%	*	*	48%
02T	NHS CALDERDALE CCG	B84019	THE BOULEVARD MEDICAL PRACTICE	136	55%	45%	10%	45%
02T	NHS CALDERDALE CCG	B84021	KING CROSS SURGERY	72	54%	38%	17%	54%
02T	NHS CALDERDALE CCG	B84610	HORNE STREET SURGERY	99	42%	30%	12%	58%
02T	NHS CALDERDALE CCG	B84612	LISTER LANE SURGERY	107	44%	32%	12%	56%
02T	NHS CALDERDALE CCG	B84613	BEECHWOOD MEDICAL CENTRE	137	31%	21%	7%	69%
02T	NHS CALDERDALE CCG	B84615	SOUTHOWRAM SURGERY	32	47%	28%	19%	53%
02T	NHS CALDERDALE CCG	B84618	CARITAS GRP PRACTICE	143	27%	19%	8%	73%
02T	NHS CALDERDALE CCG	B84623	LONGROYDE SURGERY	41	32%	29%	*	68%
02T	NHS CALDERDALE CCG	Y02572	PARK COMMUNITY PRACTICE	99	42%	32%	10%	58%
02T	NHS CALDERDALE CCG	Y03112	ASSURA LEEDS LLP	35	23%	*	*	77%
02V	NHS LEEDS NORTH CCG	B86008	THE BLOMFIELD PRACTICE	79	59%	44%	15%	38%
02V	NHS LEEDS NORTH CCG	B86010	CHURCH VIEW SURGERY	79	63%	54%	9%	35%
02V	NHS LEEDS NORTH CCG	B86013	NORTH LEEDS MEDICAL PRACTICE	279	73%	48%	25%	26%
02V	NHS LEEDS NORTH CCG	B86019	RUTLAND LODGE MC	163	76%	61%	15%	23%

Table 16 : Prevalence of breastfeeding at 6 to 8 weeks , by GP Practice, CCG, Area Team 2013/14 - Annual

Source: NHS England
Crown Copyright © 2014



Code	CCG Name	Code	GP Practice name	Number of Infant due a check	Percentage of infants being breastfed (Total or partial)	Percentage of infants totally Breastfed	Percentage of infants partially breastfed	Percentage infants not at all breastfed	Percentage infants with no known status
02V	NHS LEEDS NORTH CCG	B86022	THE CHAPELOAK PRACTICE	153	52%	31%	20%	48%	1%
02V	NHS LEEDS NORTH CCG	B86023	24 THE AVENUE	26	69%	42%	27%	31%	0%
02V	NHS LEEDS NORTH CCG	B86029	WESTGATE SURGERY	45	64%	53%	*	36%	0%
02V	NHS LEEDS NORTH CCG	B86031	WESTFIELD MEDICAL CENTRE	47	51%	40%	*	49%	0%
02V	NHS LEEDS NORTH CCG	B86032	CHEVIN MEDICAL PRACTICE	92	61%	47%	14%	39%	0%
02V	NHS LEEDS NORTH CCG	B86033	CROSSLEY ST SURGERY	85	65%	55%	9%	33%	2%
02V	NHS LEEDS NORTH CCG	B86034	SPA SURGERY	54	65%	50%	15%	35%	0%
02V	NHS LEEDS NORTH CCG	B86039	ALLERTON MEDICAL CENTRE	66	80%	55%	26%	20%	0%
02V	NHS LEEDS NORTH CCG	B86046	CHARLES STREET SURGERY	77	47%	38%	9%	52%	1%
02V	NHS LEEDS NORTH CCG	B86049	WOODHOUSE HEALTH CENTRE	134	70%	51%	19%	30%	0%
02V	NHS LEEDS NORTH CCG	B86056	SHADWELL MEDICAL CENTRE	63	76%	57%	19%	24%	0%
02V	NHS LEEDS NORTH CCG	B86059	MEANWOOD HEALTH CENTRE	178	69%	56%	13%	31%	0%
02V	NHS LEEDS NORTH CCG	B86066	THE STREET LANE PRACTICE	159	78%	57%	21%	20%	2%
02V	NHS LEEDS NORTH CCG	B86070	THAKUR - SILVER LANE SURGERY	36	22%	19%	*	78%	0%
02V	NHS LEEDS NORTH CCG	B86090	178 CHAPELTOWN ROAD	8	*	*	*	*	0%
02V	NHS LEEDS NORTH CCG	B86100	ST MARTINS PRACTICE	69	84%	61%	23%	14%	1%
02V	NHS LEEDS NORTH CCG	B86106	FOUNDRY LANE SURGERY	117	26%	21%	5%	73%	2%
02V	NHS LEEDS NORTH CCG	B86107	MOORCROFT SURGERY	63	60%	43%	17%	40%	0%
02V	NHS LEEDS NORTH CCG	B86108	CHAPFELDOWN FAMILY SURGERY	79	56%	33%	23%	44%	0%
02V	NHS LEEDS NORTH CCG	B86625	WETHERBY SURGERY	34	56%	50%	*	44%	0%
02V	NHS LEEDS NORTH CCG	B86651	67 HILTON ROAD	15	60%	*	*	40%	0%
02V	NHS LEEDS NORTH CCG	B86654	OAKWOOD SURGERY	77	77%	66%	10%	23%	0%
02V	NHS LEEDS NORTH CCG	B86666	NEWTON SURGERY	66	62%	41%	21%	35%	3%
02V	NHS LEEDS NORTH CCG	B86673	BRAMHAM MEDICAL CENTRE	39	54%	46%	*	38%	8%
02V	NHS LEEDS NORTH CCG	Y02002	ONE MEDICARE LLP	87	85%	63%	22%	13%	2%
02W	NHS BRADFORD CITY CCG	B83016	FARROW MEDICAL CENTRE	78	49%	32%	17%	50%	1%
02W	NHS BRADFORD CITY CCG	B83025	LITTLE HORTON LANE MEDICAL CENTRE	52	44%	25%	19%	54%	2%
02W	NHS BRADFORD CITY CCG	B83026	THE PRIMROSE SURGERY	85	44%	22%	21%	55%	1%
02W	NHS BRADFORD CITY CCG	B83034	GRANGE MEDICAL CENTRE	107	36%	16%	21%	61%	3%
02W	NHS BRADFORD CITY CCG	B83051	UNIVERSITY STUDENT H/C	36	72%	44%	28%	17%	11%
02W	NHS BRADFORD CITY CCG	B83052	KENSINGTON STREET HTH.CTR	169	50%	26%	24%	49%	1%
02W	NHS BRADFORD CITY CCG	B83058	AVICENNA MEDICAL PRACTICE	150	39%	18%	21%	54%	7%
02W	NHS BRADFORD CITY CCG	B83069	WHETLEY MC	37	43%	*	30%	51%	5%
02W	NHS BRADFORD CITY CCG	B83070	MUGHAL MEDICAL CENTRE	76	61%	38%	22%	38%	1%
02W	NHS BRADFORD CITY CCG	B83604	WESTBOURNE GREEN CHC CENTRE	51	51%	31%	20%	45%	4%
02W	NHS BRADFORD CITY CCG	B83611	THE BLUEBELL BUILDING	32	44%	*	28%	50%	6%
02W	NHS BRADFORD CITY CCG	B83613	MANNINGHAM MEDICAL PRACTICE	77	51%	23%	27%	47%	3%
02W	NHS BRADFORD CITY CCG	B83614	PICTON MEDICAL CENTRE	111	45%	25%	20%	53%	2%
02W	NHS BRADFORD CITY CCG	B83617	WHETLEY MC	30	43%	27%	23%	53%	3%
02W	NHS BRADFORD CITY CCG	B83621	9 PEARBANK DRIVE	55	49%	29%	20%	47%	4%
02W	NHS BRADFORD CITY CCG	B83622	KENSINGTON STREET HTH.CTR	94	56%	35%	21%	44%	0%
02W	NHS BRADFORD CITY CCG	B83626	VALLEY VIEW SURGERY	126	40%	16%	24%	52%	9%
02W	NHS BRADFORD CITY CCG	B83627	FRIZINGHALL MEDICAL CTR	47	57%	26%	32%	40%	2%
02W	NHS BRADFORD CITY CCG	B83628	CLARENDON MEDICAL CENTRE	68	46%	19%	26%	51%	3%
02W	NHS BRADFORD CITY CCG	B83629	PEEL PARK SURGERY	44	30%	16%	14%	61%	9%
02W	NHS BRADFORD CITY CCG	B83638	POLLARD PARK HEALTH CTR.	96	52%	32%	20%	45%	3%
02W	NHS BRADFORD CITY CCG	B83642	THE CITY MEDICAL PRACTICE; WHETLEY MC	31	42%	19%	23%	52%	6%
02W	NHS BRADFORD CITY CCG	B83653	LITTLE HORTON LANE MEDICAL CENTRE	176	50%	30%	20%	45%	5%
02W	NHS BRADFORD CITY CCG	B83657	BEVAN HOUSE	43	70%	47%	23%	26%	5%
02W	NHS BRADFORD CITY CCG	B83659	PARK GRANGE MEDICAL CTR.	45	36%	16%	20%	58%	7%
02W	NHS BRADFORD CITY CCG	B83660	BILTON MEDICAL CENTRE	95	46%	16%	31%	54%	0%
02W	NHS BRADFORD CITY CCG	B83661	THE BLUEBELL BUILDING	40	33%	15%	18%	63%	5%
03A	NHS GREATER HUDDERSFIELD CCG	B85002	DEARNE VALLEY HEALTH CTR.	44	52%	34%	18%	43%	5%
03A	NHS GREATER HUDDERSFIELD CCG	B85005	THE HEALTH CENTRE	50	68%	46%	22%	32%	0%
03A	NHS GREATER HUDDERSFIELD CCG	B85006	ELMWOOD HEALTH CENTRE	90	54%	41%	13%	46%	0%
03A	NHS GREATER HUDDERSFIELD CCG	B85010	DALTON SURGERY	85	52%	21%	31%	47%	1%
03A	NHS GREATER HUDDERSFIELD CCG	B85011	CROFT HOUSE SURGERY	58	64%	40%	24%	34%	2%
03A	NHS GREATER HUDDERSFIELD CCG	B85016	MELTHAM ROAD SURGERY	133	51%	29%	22%	44%	5%
03A	NHS GREATER HUDDERSFIELD CCG	B85022	HONLEY SURGERY	62	59%	29%	27%	40%	3%
03A	NHS GREATER HUDDERSFIELD CCG	B85023	THE ALMONDBURY SURGERY	109	48%	32%	16%	49%	4%
03A	NHS GREATER HUDDERSFIELD CCG	B85024	THE WATERLOO SURGERY	105	56%	25%	31%	42%	2%
03A	NHS GREATER HUDDERSFIELD CCG	B85026	DRS PRIESTMAN	76	54%	41%	13%	43%	3%
03A	NHS GREATER HUDDERSFIELD CCG	B85027	THE LINDLEY GROUP PRACT.	99	56%	40%	15%	43%	1%
03A	NHS GREATER HUDDERSFIELD CCG	B85028	THE GRANGE GROUP PRACTICE	276	51%	29%	22%	48%	1%
03A	NHS GREATER HUDDERSFIELD CCG	B85031	LEPTON SURGERY	58	57%	33%	24%	36%	7%
03A	NHS GREATER HUDDERSFIELD CCG	B85032	MELTHAM GROUP PRACTICE	70	51%	27%	24%	49%	0%
03A	NHS GREATER HUDDERSFIELD CCG	B85033	LINDLEY VILLAGE SURG.	65	52%	31%	22%	46%	2%
03A	NHS GREATER HUDDERSFIELD CCG	B85036	NEW STREET SURGERY	96	55%	27%	28%	44%	1%
03A	NHS GREATER HUDDERSFIELD CCG	B85037	1 CHURCH LANE	73	51%	19%	32%	45%	4%
03A	NHS GREATER HUDDERSFIELD CCG	B85042	SPEEDWELL SURGERY	126	48%	23%	25%	51%	1%
03A	NHS GREATER HUDDERSFIELD CCG	B85044	THORNTON LODGE SURGERY	44	61%	34%	27%	36%	2%
03A	NHS GREATER HUDDERSFIELD CCG	B85048	71A WOODHOUSE HILL	49	41%	18%	22%	55%	4%
03A	NHS GREATER HUDDERSFIELD CCG	B85051	FIELDHEAD SURGERY	91	63%	34%	29%	33%	4%
03A	NHS GREATER HUDDERSFIELD CCG	B85054	THE HEALTH CENTRE	56	59%	43%	16%	41%	0%
03A	NHS GREATER HUDDERSFIELD CCG	B85058	140 FITZWILLIAM STREET	20	55%	40%	*	45%	0%
03A	NHS GREATER HUDDERSFIELD CCG	B85059	SLAITHWAITE HEALTH CENTRE	72	47%	28%	19%	53%	0%
03A	NHS GREATER HUDDERSFIELD CCG	B85060	15 WENTWORTH STREET	27	56%	44%	*	44%	0%
03A	NHS GREATER HUDDERSFIELD CCG	B85061	SKELMATHORPE FAMILY DRs.	79	59%	41%	19%	39%	1%
03A	NHS GREATER HUDDERSFIELD CCG	B85062	UNIVERSITY MED.SERVICES	54	80%	50%	30%	19%	2%
03A	NHS GREATER HUDDERSFIELD CCG	B85610	OAKLANDS HEALTH CTR	83	58%	41%	17%	42%	0%
03A	NHS GREATER HUDDERSFIELD CCG	B85611	34 FARTOWN GREEN ROAD	54	78%	63%	15%	20%	2%
03A	NHS GREATER HUDDERSFIELD CCG	B85614	93 BRADFORD ROAD	82	59%	35%	23%	41%	0%
03A	NHS GREATER HUDDERSFIELD CCG	B85623	MARSH SURGERY	31	61%	45%	*	35%	3%
03A	NHS GREATER HUDDERSFIELD CCG	B85628	124 TRINITY STREET	18	78%	67%	*	*	0%
03A	NHS GREATER HUDDERSFIELD CCG	B85634	37 NORWOOD ROAD	50	50%	30%	20%	48%	2%
03A	NHS GREATER HUDDERSFIELD CCG	B85636	WESTBOURNE SURGERY	38	61%	47%	*	39%	0%
03A	NHS GREATER HUDDERSFIELD CCG	B85638	CLIFTON HOUSE	23	48%	*	30%	52%	0%
03A	NHS GREATER HUDDERSFIELD CCG	B85641	LOCKWOOD SURGERY	60	50%	33%	17%	50%	0%

Table 16 : Prevalence of breastfeeding at 6 to 8 weeks , by GP Practice, CCG, Area Team 2013/14 - Annual

Source: NHS England
Crown Copyright © 2014



Code	CCG Name	Code	GP Practice name	Number of Infant due a check	Percentage of infants being breastfed (Total or partial)	Percentage of infants totally Breastfed	Percentage of infants partially breastfed	Percentage infants not at all breastfed	Percentage infants with no known status
03A	NHS GREATER HUDDERSFIELD CCG	B85644	MELTHAM VILLAGE SURGERY	17	47%	*	*	47%	6%
03A	NHS GREATER HUDDERSFIELD CCG	B85659	WHITE HOUSE CENTRE	27	78%	48%	30%	*	4%
03A	NHS GREATER HUDDERSFIELD CCG	B85660	THE JUNCTION SURGERY	64	58%	30%	27%	44%	0%
03A	NHS GREATER HUDDERSFIELD CCG	Y04266	DR TAYLOR & PARTNERS	57	51%	33%	18%	47%	2%
03C	NHS LEEDS WEST CCG	B86001	MORLEY HEALTH CENTRE	23	74%	65%	*	26%	0%
03C	NHS LEEDS WEST CCG	B86003	ARMLEY MEDICAL CENTRE	253	42%	34%	9%	56%	2%
03C	NHS LEEDS WEST CCG	B86004	HIGHFIELD SURGERY	78	62%	53%	9%	37%	1%
03C	NHS LEEDS WEST CCG	B86011	HILLFOOT SURGERY	89	53%	40%	12%	47%	0%
03C	NHS LEEDS WEST CCG	B86014	ROBIN LANE MEDICAL CENTRE	191	53%	41%	13%	46%	1%
03C	NHS LEEDS WEST CCG	B86015	MANOR PARK SURGERY	207	33%	24%	9%	66%	0%
03C	NHS LEEDS WEST CCG	B86017	CRAVEN ROAD MEDICAL PRACT	86	59%	45%	14%	40%	1%
03C	NHS LEEDS WEST CCG	B86018	PUDSEY HEALTH CENTRE	73	41%	36%	*	59%	0%
03C	NHS LEEDS WEST CCG	B86024	PRIORITY VIEW MEDICAL CTR	105	35%	26%	10%	65%	0%
03C	NHS LEEDS WEST CCG	B86025	HYDE PARK SURGERY	102	75%	57%	18%	24%	2%
03C	NHS LEEDS WEST CCG	B86028	STUDLEY HOUSE	36	25%	22%	*	75%	0%
03C	NHS LEEDS WEST CCG	B86030	BURTON CROFT SURGERY	99	78%	61%	17%	21%	1%
03C	NHS LEEDS WEST CCG	B86038	NETHERFIELD ROAD SURGERY	130	48%	35%	13%	52%	0%
03C	NHS LEEDS WEST CCG	B86041	VESPER ROAD SURGERY	66	44%	33%	11%	53%	3%
03C	NHS LEEDS WEST CCG	B86044	IRELAND WOOD SURGERY	276	61%	49%	12%	38%	0%
03C	NHS LEEDS WEST CCG	B86047	RAWDON SURGERY	84	59%	63%	18%	36%	1%
03C	NHS LEEDS WEST CCG	B86050	WEST LODGE SURGERY	248	55%	42%	13%	45%	0%
03C	NHS LEEDS WEST CCG	B86051	SILVER LANE SURGERY	68	50%	37%	13%	50%	0%
03C	NHS LEEDS WEST CCG	B86052	PARK ROAD MEDICAL CENTRE	113	63%	49%	14%	36%	1%
03C	NHS LEEDS WEST CCG	B86057	WINDSOR HOUSE SURGERY	215	41%	35%	6%	58%	1%
03C	NHS LEEDS WEST CCG	B86058	SUNFIELD MEDICAL CENTRE	51	49%	39%	*	51%	0%
03C	NHS LEEDS WEST CCG	B86060	THORNTON MEDICAL CENTRE	103	42%	31%	11%	58%	0%
03C	NHS LEEDS WEST CCG	B86064	LEIGH VIEW MEDICAL CENTRE	160	36%	27%	9%	64%	1%
03C	NHS LEEDS WEST CCG	B86065	60 MOOR GRANGE VIEW	49	43%	35%	*	57%	0%
03C	NHS LEEDS WEST CCG	B86067	THE DEKEYSER GROUP PRACT	204	47%	35%	12%	53%	0%
03C	NHS LEEDS WEST CCG	B86068	ABBEY MEDICAL CENTRE	42	57%	52%	*	43%	0%
03C	NHS LEEDS WEST CCG	B86069	BURLEY PARK MEDICAL CTR.	99	63%	46%	16%	36%	1%
03C	NHS LEEDS WEST CCG	B86071	WHITEHALL SURGERY	145	33%	22%	11%	67%	0%
03C	NHS LEEDS WEST CCG	B86074	FIELDHEAD	66	65%	47%	18%	35%	0%
03C	NHS LEEDS WEST CCG	B86086	LAUREL BANK SURGERY	30	70%	60%	*	30%	0%
03C	NHS LEEDS WEST CCG	B86094	THE GABLES SURGERY	43	44%	35%	*	56%	0%
03C	NHS LEEDS WEST CCG	B86101	GILDERSOME HEALTH CENTRE	36	69%	44%	25%	31%	0%
03C	NHS LEEDS WEST CCG	B86104	THE HIGHFIELD MEDICAL CTR	65	29%	15%	14%	69%	2%
03C	NHS LEEDS WEST CCG	B86109	KIRKSTALL LANE MED CTR	91	68%	57%	11%	30%	2%
03C	NHS LEEDS WEST CCG	B86110	LEEDS STUDENT MED.PRACT.	40	83%	68%	15%	*	5%
03C	NHS LEEDS WEST CCG	B86655	THE BEECH TREE MED CTR	21	*	*	*	76%	0%
03C	NHS LEEDS WEST CCG	B86672	THE HAMTHORN SURGERY	73	37%	26%	11%	62%	1%
03C	NHS LEEDS WEST CCG	B86678	DRIGHLINGTON MEDICAL CTR	20	45%	45%	-	55%	0%
03C	NHS LEEDS WEST CCG	Y03564	MEANWOOD GROUP PRACTICE ENT SERVICE	*	-	-	-	*	0%
03G	NHS LEEDS SOUTH AND EAST CCG	B86002	BESTON HILL HEALTH CTR.	187	51%	35%	17%	47%	2%
03G	NHS LEEDS SOUTH AND EAST CCG	B86005	12 OAKLEY TERRACE	67	48%	37%	10%	52%	0%
03G	NHS LEEDS SOUTH AND EAST CCG	B86006	MARSH STREET SURGERY	158	56%	41%	16%	44%	0%
03G	NHS LEEDS SOUTH AND EAST CCG	B86007	WINDMILL HEALTH CENTRE	102	23%	16%	7%	75%	2%
03G	NHS LEEDS SOUTH AND EAST CCG	B86009	MANSTON SURGERY	35	51%	37%	*	49%	0%
03G	NHS LEEDS SOUTH AND EAST CCG	B86012	PARKSIDE COMMUNITY HEALTH CENTRE	247	47%	32%	15%	52%	2%
03G	NHS LEEDS SOUTH AND EAST CCG	B86016	SHAFTESBURY MEDICAL CTR.	201	35%	21%	14%	64%	1%
03G	NHS LEEDS SOUTH AND EAST CCG	B86020	LOFTHOUSE SURGERY	125	44%	38%	6%	56%	0%
03G	NHS LEEDS SOUTH AND EAST CCG	B86035	THE WHITFIELD PRACTICE	106	42%	28%	14%	57%	1%
03G	NHS LEEDS SOUTH AND EAST CCG	B86036	GIBSON LANE PRACTICE	115	46%	33%	13%	52%	2%
03G	NHS LEEDS SOUTH AND EAST CCG	B86037	RADSHAN MEDICAL CENTRE	12	*	*	-	58%	8%
03G	NHS LEEDS SOUTH AND EAST CCG	B86042	LINGWELL CROFT SURGERY	213	38%	29%	9%	62%	0%
03G	NHS LEEDS SOUTH AND EAST CCG	B86043	GILSYKE HOUSE	115	38%	25%	13%	60%	2%
03G	NHS LEEDS SOUTH AND EAST CCG	B86048	GARFORTH MEDICAL CENTRE	107	50%	36%	14%	49%	2%
03G	NHS LEEDS SOUTH AND EAST CCG	B86054	THE GARDEN SURGERY	80	29%	20%	9%	71%	0%
03G	NHS LEEDS SOUTH AND EAST CCG	B86055	THE GRANGE MEDICAL CENTRE	89	42%	30%	11%	58%	0%
03G	NHS LEEDS SOUTH AND EAST CCG	B86061	HAREHILLS CORNER SURGERY	57	72%	46%	26%	28%	0%
03G	NHS LEEDS SOUTH AND EAST CCG	B86062	846 YORK ROAD	109	23%	17%	6%	77%	0%
03G	NHS LEEDS SOUTH AND EAST CCG	B86075	THE GRANGE MEDICAL CENTRE	141	40%	29%	11%	60%	0%
03G	NHS LEEDS SOUTH AND EAST CCG	B86077	ROTHWELL HEALTH CENTRE	77	44%	32%	12%	55%	1%
03G	NHS LEEDS SOUTH AND EAST CCG	B86081	BELLBROOKE SURGERY	218	51%	31%	21%	48%	0%
03G	NHS LEEDS SOUTH AND EAST CCG	B86089	NOVA SCOTIA MEDICAL CNTR	58	31%	24%	*	67%	2%
03G	NHS LEEDS SOUTH AND EAST CCG	B86092	KIPPAX HALL SURGERY	51	41%	31%	*	59%	0%
03G	NHS LEEDS SOUTH AND EAST CCG	B86093	PARK EDGE PRACTICE	67	34%	28%	*	64%	1%
03G	NHS LEEDS SOUTH AND EAST CCG	B86095	20A SHAFTON LANE	43	58%	37%	21%	37%	5%
03G	NHS LEEDS SOUTH AND EAST CCG	B86096	ARTHRINGTON MEDICAL CENTRE	70	29%	19%	10%	71%	0%
03G	NHS LEEDS SOUTH AND EAST CCG	B86102	THE RICHMOND MEDICAL CTR.	26	31%	*	*	69%	0%
03G	NHS LEEDS SOUTH AND EAST CCG	B86103	CONWAY MEDICAL CENTRE	30	50%	27%	23%	50%	0%
03G	NHS LEEDS SOUTH AND EAST CCG	B86623	ASHTON VIEW MEDICAL CTR	56	68%	50%	18%	29%	4%
03G	NHS LEEDS SOUTH AND EAST CCG	B86633	HUNSLET HEALTH CENTRE	39	38%	28%	*	62%	0%
03G	NHS LEEDS SOUTH AND EAST CCG	B86638	179 YORK ROAD	26	54%	46%	*	46%	0%
03G	NHS LEEDS SOUTH AND EAST CCG	B86642	CHURCH STREET SURGERY	10	*	*	*	80%	0%
03G	NHS LEEDS SOUTH AND EAST CCG	B86643	173 ROUNDHAY ROAD	66	65%	27%	38%	32%	3%
03G	NHS LEEDS SOUTH AND EAST CCG	B86648	5 AUSTHORPE VIEW	13	*	*	*	62%	8%
03G	NHS LEEDS SOUTH AND EAST CCG	B86653	*DORMANT*	*	-	-	-	*	0%
03G	NHS LEEDS SOUTH AND EAST CCG	B86658	MOORFIELD HOUSE SURGERY	36	31%	28%	*	67%	3%
03G	NHS LEEDS SOUTH AND EAST CCG	B86667	BESTON VILLAGE SURGERY	62	45%	35%	10%	55%	0%
03G	NHS LEEDS SOUTH AND EAST CCG	B86669	YORK STREET HEALTH PRACTICE	*	*	*	-	*	0%
03G	NHS LEEDS SOUTH AND EAST CCG	B86670	WHINMOOR SURGERY	27	41%	37%	*	59%	0%
03G	NHS LEEDS SOUTH AND EAST CCG	B86675	LINCOLN GREEN MEDICAL PRACTICE	66	59%	32%	27%	38%	3%
03G	NHS LEEDS SOUTH AND EAST CCG	B86682	MIDDLETON CLINIC	125	38%	26%	11%	62%	1%
03G	NHS LEEDS SOUTH AND EAST CCG	Y00025	COTTINGLEY COMMUNITY CTRE	33	30%	27%	*	70%	0%
03G	NHS LEEDS SOUTH AND EAST CCG	Y00683	SWILLINGTON HEALTH PRACTICE	14	*	*	*	64%	0%
03G	NHS LEEDS SOUTH AND EAST CCG	Y02494	SHAKESPEARE COMMUNITY PRACTICE	77	77%	49%	27%	23%	0%
03J	NHS NORTH KIRKLEES CCG	B85001	PARKVIEW SURGERY	145	42%	29%	13%	53%	5%

Table 16 : Prevalence of breastfeeding at 6 to 8 weeks , by GP Practice, CCG, Area Team 2013/14 - Annual

Source: NHS England
Crown Copyright © 2014



Code	CCG Name	Code	GP Practice name	Number of Infant due a check	Percentage of infants being breastfed (Total or patial)	Percentage of infants totally Breastfed	Percentage of infants partially breastfed	Percentage infants not at all breastfed	Percentage infants with no known status
03J	NHS NORTH KIRKLEES CCG	B85004	DEWSBURY HEALTH CENTRE	60	47%	28%	18%	53%	0%
03J	NHS NORTH KIRKLEES CCG	B85008	BATLEY HEALTH CENTRE SURGERY	69	39%	29%	10%	57%	4%
03J	NHS NORTH KIRKLEES CCG	B85009	RAVENSTHORPE HEALTH CTR	126	40%	25%	15%	52%	7%
03J	NHS NORTH KIRKLEES CCG	B85012	UNDERCLIFFE SURGERY	125	23%	14%	10%	66%	10%
03J	NHS NORTH KIRKLEES CCG	B85014	BROOKROYD SURGERY	95	21%	15%	6%	75%	4%
03J	NHS NORTH KIRKLEES CCG	B85015	WELLINGTON HOUSE	94	29%	22%	6%	65%	6%
03J	NHS NORTH KIRKLEES CCG	B85018	GROVE HOUSE SURGERY	118	38%	31%	8%	53%	9%
03J	NHS NORTH KIRKLEES CCG	B85019	THE HEALTH CENTRE	136	42%	32%	10%	51%	7%
03J	NHS NORTH KIRKLEES CCG	B85020	EIGHTLANDS SURGERY	83	12%	7%	*	80%	8%
03J	NHS NORTH KIRKLEES CCG	B85021	ST JOHN'S HOUSE	78	38%	24%	14%	56%	5%
03J	NHS NORTH KIRKLEES CCG	B85025	BLACKBURN RD.MEDICAL CTR.	163	33%	27%	6%	66%	1%
03J	NHS NORTH KIRKLEES CCG	B85030	THE HEALTH CENTRE	98	31%	24%	6%	58%	11%
03J	NHS NORTH KIRKLEES CCG	B85038	THE PADDOCK SURGERY	79	37%	28%	9%	56%	8%
03J	NHS NORTH KIRKLEES CCG	B85041	MOUNT PLEASANT MED CENTRE	233	47%	32%	15%	52%	1%
03J	NHS NORTH KIRKLEES CCG	B85055	HEALDS ROAD SURGERY	114	42%	25%	17%	51%	7%
03J	NHS NORTH KIRKLEES CCG	B85606	140 SLAITHWAITE ROAD	78	37%	22%	15%	62%	1%
03J	NHS NORTH KIRKLEES CCG	B85612	LIVEREDGE HEALTH CENTRE	63	41%	32%	10%	49%	10%
03J	NHS NORTH KIRKLEES CCG	B85619	10 ALBION STREET	50	38%	30%	*	52%	10%
03J	NHS NORTH KIRKLEES CCG	B85620	WINDSOR MEDICAL CENTRE	22	36%	*	*	55%	9%
03J	NHS NORTH KIRKLEES CCG	B85621	GREENSIDE SURGERY	28	32%	25%	*	46%	21%
03J	NHS NORTH KIRKLEES CCG	B85622	BROUGHTON HOUSE SURGERY	45	38%	36%	*	58%	4%
03J	NHS NORTH KIRKLEES CCG	B85629	RAVENSTHORPE HEALTH CTR	24	*	*	*	67%	13%
03J	NHS NORTH KIRKLEES CCG	B85640	KIRKGATE SURGERY	65	34%	23%	11%	55%	11%
03J	NHS NORTH KIRKLEES CCG	B85645	SAVILLE TOWN MEDICAL CTR.	56	43%	21%	21%	38%	20%
03J	NHS NORTH KIRKLEES CCG	B85646	THE ALBION MED PRACTICE	98	42%	23%	18%	57%	1%
03J	NHS NORTH KIRKLEES CCG	B85650	RAVENSTHORPE HEALTH CENTRE	62	53%	34%	19%	39%	8%
03J	NHS NORTH KIRKLEES CCG	B85652	THE NEW BREWERY LANE SURG	119	40%	22%	18%	52%	8%
03J	NHS NORTH KIRKLEES CCG	B85655	CHERRY TREE SURGERY	52	54%	29%	25%	40%	6%
03J	NHS NORTH KIRKLEES CCG	Y01851	VICTORIA MEDICAL CENTRE	84	32%	20%	12%	58%	10%
03J	NHS NORTH KIRKLEES CCG	Y02529	SCHOOL HOUSE PRACTICE	46	24%	15%	*	67%	9%
03R	NHS WAKEFIELD CCG	B87001	MIDDLESTOWN MED CENTRE	73	40%	34%	*	60%	0%
03R	NHS WAKEFIELD CCG	B87002	ORCHARD CROFT MEDICAL CTR	102	41%	32%	9%	59%	0%
03R	NHS WAKEFIELD CCG	B87003	COLLEGE LANE SURGERY	90	48%	38%	10%	52%	0%
03R	NHS WAKEFIELD CCG	B87004	WARRENGATE MEDICAL CENTRE	108	60%	35%	25%	40%	0%
03R	NHS WAKEFIELD CCG	B87005	RIVERSIDE MEDICAL CENTRE	130	29%	22%	7%	70%	1%
03R	NHS WAKEFIELD CCG	B87006	DR J CHANDY & PARTNERS	113	19%	12%	6%	81%	0%
03R	NHS WAKEFIELD CCG	B87007	NORTHGATE SURGERY	146	27%	21%	6%	72%	1%
03R	NHS WAKEFIELD CCG	B87008	LUPSET HEALTH CENTRE	177	27%	20%	6%	73%	1%
03R	NHS WAKEFIELD CCG	B87009	GROUP SURGERY	61	13%	10%	*	87%	0%
03R	NHS WAKEFIELD CCG	B87011	THE FRARWOOD SURGERY	146	21%	14%	6%	75%	4%
03R	NHS WAKEFIELD CCG	B87012	MAYBUSH MEDICAL CENTRE	126	44%	30%	13%	55%	2%
03R	NHS WAKEFIELD CCG	B87013	OUTWOOD PARK MEDICAL CTR	131	47%	37%	10%	53%	0%
03R	NHS WAKEFIELD CCG	B87015	THE SURGERY	90	23%	18%	*	76%	1%
03R	NHS WAKEFIELD CCG	B87016	WHITE ROSE SURGERY	307	26%	19%	7%	74%	0%
03R	NHS WAKEFIELD CCG	B87017	THE ALMSHOUSE SURGERY	145	52%	43%	9%	48%	0%
03R	NHS WAKEFIELD CCG	B87018	HENRY MOORE CLINIC	119	32%	22%	10%	66%	2%
03R	NHS WAKEFIELD CCG	B87019	STANLEY HEATH CENTRE	74	46%	31%	15%	53%	1%
03R	NHS WAKEFIELD CCG	B87020	CHAPELTHORPE MEDICAL CTR	128	40%	28%	12%	60%	0%
03R	NHS WAKEFIELD CCG	B87021	ASH GROVE SURGERY	129	20%	14%	6%	77%	3%
03R	NHS WAKEFIELD CCG	B87022	HOMESTEAD CLINIC	114	36%	25%	11%	63%	1%
03R	NHS WAKEFIELD CCG	B87023	ELIZABETH COURT SURGERY	211	26%	18%	7%	74%	0%
03R	NHS WAKEFIELD CCG	B87025	CASTLEFORD MEDICAL PRACTICE	55	20%	13%	*	80%	0%
03R	NHS WAKEFIELD CCG	B87026	THE GRANGE MEDICAL CENTRE	170	30%	26%	4%	70%	0%
03R	NHS WAKEFIELD CCG	B87027	NEW SOUTHGATE SURGERY	107	42%	27%	15%	57%	1%
03R	NHS WAKEFIELD CCG	B87028	CROFTON & SHARLSTON GROUP	110	38%	34%	*	62%	0%
03R	NHS WAKEFIELD CCG	B87029	THE GROVE SURGERY	98	44%	26%	18%	55%	1%
03R	NHS WAKEFIELD CCG	B87030	FERRYBRIDGE MEDICAL CTR	135	28%	19%	10%	71%	1%
03R	NHS WAKEFIELD CCG	B87031	GROUP SURGERY	122	29%	25%	*	71%	0%
03R	NHS WAKEFIELD CCG	B87032	STATION LANE MEDICAL CTR	77	19%	17%	*	81%	0%
03R	NHS WAKEFIELD CCG	B87033	NEWLAND SURGERY	29	24%	24%	-	76%	0%
03R	NHS WAKEFIELD CCG	B87036	DRS DP DIGGLE & RE PHILLIPS	32	25%	25%	-	75%	0%
03R	NHS WAKEFIELD CCG	B87039	PRINCESS STREET SURGERY	189	38%	31%	7%	62%	0%
03R	NHS WAKEFIELD CCG	B87040	PROSPECT ROAD SURGERY	85	39%	25%	14%	61%	0%
03R	NHS WAKEFIELD CCG	B87041	THE CASTLEFORD RD SURGERY	30	20%	*	*	80%	0%
03R	NHS WAKEFIELD CCG	B87042	TIEVE TARA MEDICAL CENTRE	78	22%	15%	*	78%	0%
03R	NHS WAKEFIELD CCG	B87044	ALVERTHORPE SURGERY	14	*	*	-	79%	0%
03R	NHS WAKEFIELD CCG	B87600	QUEEN STREET SURGERY	18	56%	44%	*	44%	0%
03R	NHS WAKEFIELD CCG	B87602	THE SURGERY	26	42%	42%	-	58%	0%
03R	NHS WAKEFIELD CCG	B87604	EASTMOOR HEALTH CENTRE	32	38%	25%	*	59%	3%
03R	NHS WAKEFIELD CCG	Y02509	LCD WAKEFIELD - KING STREET HC	53	64%	36%	28%	36%	0%

Table 16 : Prevalence of breastfeeding at 6 to 8 weeks , by GP Practice, CCG, Area Team 2013/14 - Annual

Source: NHS England

Crown Copyright © 2014



Code	CCG Name	Code	GP Practice name	Number of Infant due a check	Percentage of infants being breastfed (Total or patial)	Percentage of infants totally Breastfed	Percentage of infants partially breastfed	Percentage infants not at all breastfed	Percentage infants with no known status
05A	NHS COVENTRY AND RUGBY CCG	M84004	WHITEHALL MEDICAL PRACTICE	137	39%	29%	10%	61%	0%
05A	NHS COVENTRY AND RUGBY CCG	M84012	PARKLEYS MEDICAL PRACTICE	71	30%	23%	*	62%	8%
05A	NHS COVENTRY AND RUGBY CCG	M84016	WORSON SURGERY	28	39%	29%	*	61%	0%
05A	NHS COVENTRY AND RUGBY CCG	M84020	CLIFTON ROAD SURGERY	153	48%	34%	14%	52%	0%
05A	NHS COVENTRY AND RUGBY CCG	M84023	CENTRAL SURGERY	325	49%	34%	15%	51%	0%
05A	NHS COVENTRY AND RUGBY CCG	M84031	REVEL SURGERY	68	41%	24%	18%	57%	1%
05A	NHS COVENTRY AND RUGBY CCG	M84035	WESTSIDE M/C	143	34%	24%	10%	66%	0%
05A	NHS COVENTRY AND RUGBY CCG	M84046	DUNCHURCH SURGERY	53	62%	53%	*	38%	0%
05A	NHS COVENTRY AND RUGBY CCG	M84050	95 CLIFTON ROAD SURGERY	76	37%	21%	16%	63%	0%
05A	NHS COVENTRY AND RUGBY CCG	M84065	BEECH TREE MEDICAL PRACTICE	28	61%	39%	21%	39%	0%
05A	NHS COVENTRY AND RUGBY CCG	M84067	BENNFIELD SURGERY	97	34%	29%	*	66%	0%
05A	NHS COVENTRY AND RUGBY CCG	M84068	ALBERT STREET MEDICAL CENTRE	85	46%	32%	14%	54%	0%
05A	NHS COVENTRY AND RUGBY CCG	M84616	BROOKSIDE SURGERY	43	58%	51%	*	42%	0%
05A	NHS COVENTRY AND RUGBY CCG	M86001	DRS HOGG & SHARMA	60	40%	22%	18%	58%	2%
05A	NHS COVENTRY AND RUGBY CCG	M86002	DR LYALL & PARTNERS	83	34%	20%	13%	60%	6%
05A	NHS COVENTRY AND RUGBY CCG	M86003	SKY BLUE MEDICAL GROUP	217	52%	32%	19%	44%	4%
05A	NHS COVENTRY AND RUGBY CCG	M86004	ALLESLEY PARK MEDICAL CTR	74	42%	27%	15%	54%	4%
05A	NHS COVENTRY AND RUGBY CCG	M86005	HILLFIELDS HEALTH CENTRE 1	28	50%	29%	21%	50%	0%
05A	NHS COVENTRY AND RUGBY CCG	M86006	JUBILEE HEALTHCARE	93	41%	28%	13%	58%	1%
05A	NHS COVENTRY AND RUGBY CCG	M86007	PHOENIX FAMILY CARE	28	50%	29%	21%	46%	4%
05A	NHS COVENTRY AND RUGBY CCG	M86008	THE GABLES MEDICENTRE	42	43%	19%	24%	52%	5%
05A	NHS COVENTRY AND RUGBY CCG	M86009	ENGLETON HOUSE SURGERY	143	36%	24%	13%	62%	1%
05A	NHS COVENTRY AND RUGBY CCG	M86010	FORREST MEDICAL CENTRE	105	32%	22%	10%	61%	7%
05A	NHS COVENTRY AND RUGBY CCG	M86011	THE CROSSLEY PRACTICE	40	23%	*	*	73%	5%
05A	NHS COVENTRY AND RUGBY CCG	M86012	PRIORY GATE PRACTICE	52	52%	29%	23%	44%	4%
05A	NHS COVENTRY AND RUGBY CCG	M86013	HOLYHEAD SURGERY	30	57%	37%	20%	43%	0%
05A	NHS COVENTRY AND RUGBY CCG	M86014	THE FORUM HEALTH CENTRE	149	43%	28%	15%	55%	2%
05A	NHS COVENTRY AND RUGBY CCG	M86015	KENYON MEDICAL CENTRE	112	29%	22%	7%	64%	6%
05A	NHS COVENTRY AND RUGBY CCG	M86016	STONEY STANTON MED. CTR.	65	40%	23%	17%	58%	2%
05A	NHS COVENTRY AND RUGBY CCG	M86017	MANSFIELD MEDICAL CENTRE	128	41%	23%	18%	58%	1%
05A	NHS COVENTRY AND RUGBY CCG	M86018	MOSELEY AVENUE SURGERY	102	45%	24%	22%	53%	2%
05A	NHS COVENTRY AND RUGBY CCG	M86019	WESTWOOD MEDICAL H/CENTRE	38	32%	26%	*	63%	5%
05A	NHS COVENTRY AND RUGBY CCG	M86020	WOOD END HEALTH CENTRE	105	20%	10%	10%	73%	7%
05A	NHS COVENTRY AND RUGBY CCG	M86021	SPRINGFIELD MEDICAL PRACTICE	59	29%	24%	*	69%	2%
05A	NHS COVENTRY AND RUGBY CCG	M86022	WALSGRAVE ROAD SURGERY	29	31%	24%	*	62%	7%
05A	NHS COVENTRY AND RUGBY CCG	M86023	BALLIOL ROAD SURGERY	56	34%	18%	16%	63%	4%
05A	NHS COVENTRY AND RUGBY CCG	M86026	WILLENHALL PRIMARY CARE CENTRE	32	*	*	*	75%	13%
05A	NHS COVENTRY AND RUGBY CCG	M86027	THE CHEYLESMORE SURGERY	63	59%	35%	24%	37%	5%
05A	NHS COVENTRY AND RUGBY CCG	M86028	CENTRAL MEDICAL CENTRE	44	50%	27%	23%	48%	2%
05A	NHS COVENTRY AND RUGBY CCG	M86029	BROOMFIELD PARK MED.CTR.	77	61%	45%	16%	35%	4%
05A	NHS COVENTRY AND RUGBY CCG	M86030	KEMNSINGTON ROAD SURGERY	53	40%	21%	19%	60%	0%
05A	NHS COVENTRY AND RUGBY CCG	M86032	HOLBROOKS HEALTH TEAM	117	35%	21%	14%	62%	3%
05A	NHS COVENTRY AND RUGBY CCG	M86033	WILLENHALL OAK SURGERY	51	24%	12%	12%	75%	2%
05A	NHS COVENTRY AND RUGBY CCG	M86034	WOODSIDE MEDICAL CENTRE	73	25%	18%	*	71%	4%
05A	NHS COVENTRY AND RUGBY CCG	M86035	HENLEY GREEN MEDICAL CTR.	37	35%	22%	*	62%	3%
05A	NHS COVENTRY AND RUGBY CCG	M86037	QUINTON PARK MEDICAL CENTRE	42	43%	19%	24%	57%	0%
05A	NHS COVENTRY AND RUGBY CCG	M86038	BREDON AVENUE SURGERY	23	43%	*	*	57%	0%
05A	NHS COVENTRY AND RUGBY CCG	M86039	ALLESLEY VILLAGE SURGERY	18	50%	44%	*	50%	0%
05A	NHS COVENTRY AND RUGBY CCG	M86040	WALSGRAVE HEALTH CENTRE	51	57%	29%	27%	39%	4%
05A	NHS COVENTRY AND RUGBY CCG	M86041	HKMC	31	48%	32%	*	45%	6%
05A	NHS COVENTRY AND RUGBY CCG	M86043	MAIDAVALE SURGERY	9	*	*	*	*	0%
05A	NHS COVENTRY AND RUGBY CCG	M86044	PARK HOUSE SURGERY	38	50%	34%	16%	47%	3%
05A	NHS COVENTRY AND RUGBY CCG	M86045	PARADISE MEDICAL CENTRE	68	59%	32%	26%	38%	3%
05A	NHS COVENTRY AND RUGBY CCG	M86046	COPSEWOOD MEDICAL CENTRE	36	36%	28%	*	56%	8%
05A	NHS COVENTRY AND RUGBY CCG	M86048	WINDMILL SURGERY	70	51%	27%	24%	46%	3%
05A	NHS COVENTRY AND RUGBY CCG	M86604	WYKEN MEDICAL CENTRE	22	41%	32%	*	59%	0%
05A	NHS COVENTRY AND RUGBY CCG	M86605	LIMBRICK WOOD SURGERY	21	33%	*	*	57%	10%
05A	NHS COVENTRY AND RUGBY CCG	M86607	LONGFORD MEDICAL CENTRE	25	32%	24%	*	64%	4%
05A	NHS COVENTRY AND RUGBY CCG	M86610	ST GEORGES ROAD SURGERY	13	46%	*	*	54%	0%
05A	NHS COVENTRY AND RUGBY CCG	M86612	GEORGE ELIOT MEDICAL CENTRE	29	66%	41%	24%	28%	7%
05A	NHS COVENTRY AND RUGBY CCG	M86613	GOSFORD GREEN SURGERY	32	44%	25%	19%	56%	0%
05A	NHS COVENTRY AND RUGBY CCG	M86617	HILLFIELDS HEALTH CENTRE 2	28	43%	*	25%	57%	0%

Table 16 : Prevalence of breastfeeding at 6 to 8 weeks , by GP Practice, CCG, Area Team 2013/14 - Annual

Source: NHS England
Crown Copyright © 2014



Code	CCG Name	Code	GP Practice name	Number of Infant due a check	Percentage of infants being breastfed (Total or partial)	Percentage of infants totally Breastfed	Percentage of infants partially breastfed	Percentage infants not at all breastfed	Percentage infants with no known status
05A	NHS COVENTRY AND RUGBY CCG	M86621	SWANSWELL MEDICAL CENTRE	12	75%	*	*	*	8%
05A	NHS COVENTRY AND RUGBY CCG	M86622	GOVIND HEALTH CENTRE	13	62%	*	*	*	0%
05A	NHS COVENTRY AND RUGBY CCG	M86624	COVENTRY GP CROUP OF PRACTICES	121	40%	17%	23%	56%	4%
05A	NHS COVENTRY AND RUGBY CCG	M86627	STOKE ALDERMOOR MEDICAL CENTRE	61	61%	38%	23%	36%	3%
05A	NHS COVENTRY AND RUGBY CCG	M86629	DR SADRANI	14	*	*	*	57%	7%
05A	NHS COVENTRY AND RUGBY CCG	M86630	BARLEY LEA SURGERY	21	43%	*	*	48%	10%
05A	NHS COVENTRY AND RUGBY CCG	M86633	EDGWICK MEDICAL CENTRE	66	58%	24%	33%	39%	3%
05A	NHS COVENTRY AND RUGBY CCG	M86638	WOODWAY MEDICAL CENTRE	47	26%	21%	*	72%	2%
05A	NHS COVENTRY AND RUGBY CCG	Y00140	TORCROSS MEDICAL CENTRE	18	*	*	*	78%	0%
05A	NHS COVENTRY AND RUGBY CCG	Y00996	THE MERIDIAN PRACTICE	33	70%	33%	36%	21%	9%
05A	NHS COVENTRY AND RUGBY CCG	Y02612	MALLING HEALTH @ STOKE ALDERMOOR	44	55%	32%	23%	39%	7%
05A	NHS COVENTRY AND RUGBY CCG	Y02613	COVENTRY NHS HEALTHCARE CENTRE	99	57%	28%	28%	37%	6%
05A	NHS COVENTRY AND RUGBY CCG	Y02784	MALLING HEALTH @ FOLESHILL	41	51%	24%	27%	44%	5%
05A	NHS COVENTRY AND RUGBY CCG	Y02857	BROAD LANE SURGERY	56	34%	29%	*	64%	2%
05F	NHS HEREFORDSHIRE CCG	M81003	THE HEALTH CENTRE	105	28%	18%	10%	72%	0%
05F	NHS HEREFORDSHIRE CCG	M81009	THE SURGERY	39	56%	41%	15%	44%	0%
05F	NHS HEREFORDSHIRE CCG	M81012	ST.KATHERINES SURGERY	65	69%	51%	18%	31%	0%
05F	NHS HEREFORDSHIRE CCG	M81013	KING STREET SURGERY	105	54%	40%	14%	46%	0%
05F	NHS HEREFORDSHIRE CCG	M81014	GREYFRIARS SURGERY	81	36%	30%	*	64%	0%
05F	NHS HEREFORDSHIRE CCG	M81016	THE MARCHES SURGERY	86	47%	36%	10%	53%	0%
05F	NHS HEREFORDSHIRE CCG	M81018	THE SURGERY	25	52%	44%	*	48%	0%
05F	NHS HEREFORDSHIRE CCG	M81023	SARUM HOUSE SURGERY	99	42%	34%	8%	58%	0%
05F	NHS HEREFORDSHIRE CCG	M81024	THE SURGERY	34	62%	47%	*	38%	0%
05F	NHS HEREFORDSHIRE CCG	M81026	MOORFIELD HOUSE SURGERY	182	49%	41%	8%	51%	0%
05F	NHS HEREFORDSHIRE CCG	M81032	CANTILUPE SURGERY	136	61%	48%	13%	39%	0%
05F	NHS HEREFORDSHIRE CCG	M81043	THE MORTIMER MEDICAL PRAC	47	68%	51%	17%	32%	0%
05F	NHS HEREFORDSHIRE CCG	M81044	ALTON STREET SURGERY	99	45%	36%	9%	54%	1%
05F	NHS HEREFORDSHIRE CCG	M81048	NUNWELL SURGERY	67	49%	46%	*	51%	0%
05F	NHS HEREFORDSHIRE CCG	M81054	THE SURGERY KINGTON	58	45%	29%	16%	53%	2%
05F	NHS HEREFORDSHIRE CCG	M81061	PENDEEN SURGERY	57	51%	40%	11%	49%	0%
05F	NHS HEREFORDSHIRE CCG	M81066	WARGRAVE HOUSE SURGERY	93	28%	16%	12%	72%	0%
05F	NHS HEREFORDSHIRE CCG	M81067	THE SURGERY	44	36%	34%	*	64%	0%
05F	NHS HEREFORDSHIRE CCG	M81076	THE SURGERY	6	*	*	-	*	0%
05F	NHS HEREFORDSHIRE CCG	M81080	QUAY HOUSE MEDICAL CENTRE	70	54%	43%	11%	46%	0%
05F	NHS HEREFORDSHIRE CCG	M81093	BELMONT MEDICAL CENTRE	134	41%	30%	11%	58%	1%
05F	NHS HEREFORDSHIRE CCG	M81600	CRADLEY SURGERY	16	69%	69%	-	*	13%
05F	NHS HEREFORDSHIRE CCG	M81604	FOWNHOPE MEDICAL CENTRE	29	62%	55%	*	38%	0%
05F	NHS HEREFORDSHIRE CCG	M81621	LEDBURY MARKET SURGERY	38	53%	42%	*	47%	0%
05H	NHS WARWICKSHIRE NORTH CCG	M84001	RED ROOFS SURGERY	175	35%	23%	12%	65%	0%
05H	NHS WARWICKSHIRE NORTH CCG	M84003	ARBURY MEDICAL CENTRE	111	32%	23%	9%	68%	0%
05H	NHS WARWICKSHIRE NORTH CCG	M84005	10 CAMPBILL ROAD	27	37%	30%	*	63%	0%
05H	NHS WARWICKSHIRE NORTH CCG	M84006	PEAR TREE SURGERY	93	23%	19%	*	77%	0%
05H	NHS WARWICKSHIRE NORTH CCG	M84007	THE SURGERY	99	33%	26%	7%	67%	0%
05H	NHS WARWICKSHIRE NORTH CCG	M84008	SPRING HILL MEDICAL CTR	126	30%	21%	9%	70%	0%
05H	NHS WARWICKSHIRE NORTH CCG	M84011	THE HEALTH CENTRE	168	24%	17%	7%	76%	0%
05H	NHS WARWICKSHIRE NORTH CCG	M84019	THE SURGERY	172	31%	20%	11%	69%	0%
05H	NHS WARWICKSHIRE NORTH CCG	M84022	MANOR COURT SURGERY	128	27%	22%	5%	73%	0%
05H	NHS WARWICKSHIRE NORTH CCG	M84027	57 LEICESTER ROAD	23	35%	*	*	65%	0%
05H	NHS WARWICKSHIRE NORTH CCG	M84034	18 BRACEBRIDGE STREET	20	*	*	*	80%	0%
05H	NHS WARWICKSHIRE NORTH CCG	M84037	THE GRANGE MEDICAL CENTRE	71	49%	39%	10%	51%	0%
05H	NHS WARWICKSHIRE NORTH CCG	M84041	THE SURGERY	40	43%	33%	*	58%	0%
05H	NHS WARWICKSHIRE NORTH CCG	M84042	HAZELWOOD GROUP PRACTICE	101	41%	31%	10%	59%	0%
05H	NHS WARWICKSHIRE NORTH CCG	M84045	THE HEALTH CENTRE	66	39%	32%	*	61%	0%
05H	NHS WARWICKSHIRE NORTH CCG	M84048	SATIS HOUSE	28	25%	*	*	71%	4%
05H	NHS WARWICKSHIRE NORTH CCG	M84051	OLD MILL SURGERY	125	38%	30%	8%	62%	0%
05H	NHS WARWICKSHIRE NORTH CCG	M84055	STOCKINGFORD MEDICAL CENTRE	12	*	*	-	58%	0%
05H	NHS WARWICKSHIRE NORTH CCG	M84057	THE CHAUCERS	40	25%	*	*	75%	0%
05H	NHS WARWICKSHIRE NORTH CCG	M84061	BULKINGTON SURGERY	56	39%	25%	14%	61%	0%
05H	NHS WARWICKSHIRE NORTH CCG	M84609	301 NEWTOWN ROAD	53	28%	17%	11%	72%	0%
05H	NHS WARWICKSHIRE NORTH CCG	M84612	45 STATION STREET	29	31%	24%	*	69%	0%
05H	NHS WARWICKSHIRE NORTH CCG	M84615	CHANCERY LANE SURGERY	61	23%	21%	*	77%	0%
05H	NHS WARWICKSHIRE NORTH CCG	M84618	18 RUGBY ROAD	32	31%	*	19%	69%	0%

Table 16 : Prevalence of breastfeeding at 6 to 8 weeks , by GP Practice, CCG, Area Team 2013/14 - Annual

Source: NHS England

Crown Copyright © 2014



Code	CCG Name	Code	GP Practice name	Number of Infant due a check	Percentage of infants being breastfed (Total or patial)	Percentage of infants totally Breastfed	Percentage of infants partially breastfed	Percentage infants not at all breastfed	Percentage infants with no known status
05H	NHS WARWICKSHIRE NORTH CCG	M84621	88A QUEENS ROAD	39	67%	49%	18%	33%	0%
05H	NHS WARWICKSHIRE NORTH CCG	M84624	10 CAMPBILL ROAD	22	36%	*	*	64%	0%
05H	NHS WARWICKSHIRE NORTH CCG	M84627	THE OLD COLE HOUSE	24	*	*	-	96%	0%
05H	NHS WARWICKSHIRE NORTH CCG	Y02640	GP LED HEALTH CENTRE	76	21%	14%	*	79%	0%
05J	NHS REDDITCH AND BROMSGROVE CCG	M81001	ST STEPHENS SURGERY	121	47%	31%	17%	51%	2%
05J	NHS REDDITCH AND BROMSGROVE CCG	M81002	ELGAR HOUSE	131	44%	33%	11%	53%	4%
05J	NHS REDDITCH AND BROMSGROVE CCG	M81019	WINYATES HEALTH CENTRE	191	32%	24%	9%	63%	5%
05J	NHS REDDITCH AND BROMSGROVE CCG	M81020	THE DOW SURGERY	166	39%	23%	16%	57%	4%
05J	NHS REDDITCH AND BROMSGROVE CCG	M81021	NEW ROAD SURGERY	140	49%	43%	6%	48%	3%
05J	NHS REDDITCH AND BROMSGROVE CCG	M81025	THE SURGERY	49	31%	20%	*	61%	8%
05J	NHS REDDITCH AND BROMSGROVE CCG	M81041	HILLVIEW MEDICAL CENTRE	106	35%	29%	6%	62%	3%
05J	NHS REDDITCH AND BROMSGROVE CCG	M81055	CORNHILL SURGERY	*	-	-	-	-	100%
05J	NHS REDDITCH AND BROMSGROVE CCG	M81064	HOLLYWOOD MEDICAL PRACTICE	*	-	-	-	*	0%
05J	NHS REDDITCH AND BROMSGROVE CCG	M81069	DAVENAL HOUSE SURGERY	61	36%	31%	*	64%	0%
05J	NHS REDDITCH AND BROMSGROVE CCG	M81070	CHURCHFIELDS SURGERY	140	46%	32%	14%	53%	1%
05J	NHS REDDITCH AND BROMSGROVE CCG	M81077	THE RIDGEWAY SURGERY	24	63%	42%	*	33%	4%
05J	NHS REDDITCH AND BROMSGROVE CCG	M81078	BARNT GREEN SURGERY	62	77%	52%	26%	23%	0%
05J	NHS REDDITCH AND BROMSGROVE CCG	M81083	HOLLYOAKS MEDICAL CENTRE	29	66%	41%	24%	34%	0%
05J	NHS REDDITCH AND BROMSGROVE CCG	M81084	CATSHILL VILLAGE SURGERY	*	*	*	-	*	0%
05J	NHS REDDITCH AND BROMSGROVE CCG	M81087	THE WOODROW MEDICAL CTRE	16	*	*	*	75%	6%
05J	NHS REDDITCH AND BROMSGROVE CCG	M81089	THE MEDICAL CENTRE	79	25%	22%	*	66%	9%
05J	NHS REDDITCH AND BROMSGROVE CCG	M81092	THE BRIDGE SURGERY	52	56%	27%	29%	44%	0%
05J	NHS REDDITCH AND BROMSGROVE CCG	M81605	THE GLEBELAND SURGERY	31	55%	26%	29%	42%	3%
05J	NHS REDDITCH AND BROMSGROVE CCG	M81616	THE MEDICAL CENTRE	34	35%	18%	18%	62%	3%
05J	NHS REDDITCH AND BROMSGROVE CCG	M81617	CRABBS CROSS SURGERY	55	42%	33%	*	55%	4%
05R	NHS SOUTH WARWICKSHIRE CCG	M84002	THE POOL MEDICAL CENTRE	42	52%	43%	*	48%	0%
05R	NHS SOUTH WARWICKSHIRE CCG	M84009	THE SURGERY	27	67%	63%	*	30%	4%
05R	NHS SOUTH WARWICKSHIRE CCG	M84010	AVONSIDE HEALTH CENTRE	85	59%	45%	14%	41%	0%
05R	NHS SOUTH WARWICKSHIRE CCG	M84013	CASTLE MEDICAL CENTRE	80	64%	53%	11%	36%	0%
05R	NHS SOUTH WARWICKSHIRE CCG	M84014	BRIDGE HOUSE MEDICAL CTR.	68	51%	38%	13%	47%	1%
05R	NHS SOUTH WARWICKSHIRE CCG	M84015	CROFT MEDICAL CENTRE	143	54%	39%	15%	42%	4%
05R	NHS SOUTH WARWICKSHIRE CCG	M84017	CLARENDON LODGE	157	68%	54%	14%	32%	0%
05R	NHS SOUTH WARWICKSHIRE CCG	M84018	THE HEALTH CENTRE	67	40%	31%	9%	60%	0%
05R	NHS SOUTH WARWICKSHIRE CCG	M84021	ROTHER HOUSE MEDICAL CTR.	99	57%	39%	17%	43%	0%
05R	NHS SOUTH WARWICKSHIRE CCG	M84024	HENLEY-IN-ARDEN MED CTR	56	57%	39%	18%	43%	0%
05R	NHS SOUTH WARWICKSHIRE CCG	M84025	THE MEDICAL CENTRE	95	64%	48%	16%	36%	0%
05R	NHS SOUTH WARWICKSHIRE CCG	M84026	THE SURGERY	71	49%	41%	8%	51%	0%
05R	NHS SOUTH WARWICKSHIRE CCG	M84028	PRIORY MEDICAL CENTRE	139	54%	42%	12%	45%	1%
05R	NHS SOUTH WARWICKSHIRE CCG	M84029	115 CUBBINGTON ROAD	58	53%	41%	12%	47%	0%
05R	NHS SOUTH WARWICKSHIRE CCG	M84030	HASTINGS HOUSE	61	39%	28%	11%	61%	0%
05R	NHS SOUTH WARWICKSHIRE CCG	M84032	WATERSIDE MEDICAL CENTRE	160	53%	37%	16%	46%	1%
05R	NHS SOUTH WARWICKSHIRE CCG	M84036	ABBAY MEDICAL CENTRE	137	56%	33%	23%	44%	0%
05R	NHS SOUTH WARWICKSHIRE CCG	M84038	CAPE ROAD SURGERY	40	35%	30%	*	65%	0%
05R	NHS SOUTH WARWICKSHIRE CCG	M84040	SHERBOURNE MEDICAL CENTRE	93	39%	27%	12%	61%	0%
05R	NHS SOUTH WARWICKSHIRE CCG	M84043	TRINITY COURT SURGERY	150	50%	33%	17%	50%	0%
05R	NHS SOUTH WARWICKSHIRE CCG	M84044	HARBURY SURGERY	43	49%	37%	*	51%	0%
05R	NHS SOUTH WARWICKSHIRE CCG	M84047	MEDICAL CENTRE	27	59%	33%	26%	41%	0%
05R	NHS SOUTH WARWICKSHIRE CCG	M84049	DR A WALLIS AND PARTNERS	28	39%	32%	*	61%	0%
05R	NHS SOUTH WARWICKSHIRE CCG	M84059	SPA MEDICAL CENTRE	32	59%	34%	25%	41%	0%
05R	NHS SOUTH WARWICKSHIRE CCG	M84060	THE ARROW SURGERY	52	44%	33%	12%	56%	0%
05R	NHS SOUTH WARWICKSHIRE CCG	M84062	TSOE SURGERY	46	41%	26%	15%	57%	2%
05R	NHS SOUTH WARWICKSHIRE CCG	M84063	THE NEW DISPENSARY	85	48%	39%	9%	52%	0%
05R	NHS SOUTH WARWICKSHIRE CCG	M84064	WHITNASH MEDICAL CENTRE	66	48%	38%	11%	52%	0%
05R	NHS SOUTH WARWICKSHIRE CCG	M84066	THE SURGERY	33	48%	36%	*	52%	0%
05R	NHS SOUTH WARWICKSHIRE CCG	M84069	BUDBROOKE MEDICAL CENTRE	39	62%	46%	15%	36%	3%
05R	NHS SOUTH WARWICKSHIRE CCG	M84070	WARWICK GATES FAM.HTH.CTR	73	55%	38%	16%	45%	0%
05R	NHS SOUTH WARWICKSHIRE CCG	M84603	LISLE COURT MEDICAL CTRE	40	38%	23%	15%	63%	0%
05R	NHS SOUTH WARWICKSHIRE CCG	M84608	40 HIGH STREET	8	*	*	-	*	0%
05R	NHS SOUTH WARWICKSHIRE CCG	M84617	ARDEN MEDICAL CENTRE	17	47%	*	*	53%	0%
05R	NHS SOUTH WARWICKSHIRE CCG	M84620	LAPWORTH SURGERY	12	58%	*	*	*	0%
05R	NHS SOUTH WARWICKSHIRE CCG	M84629	ST WULFSTAN SURGERY	39	54%	44%	*	46%	0%
05T	NHS SOUTH WORCESTERSHIRE CCG	M81004	THE RIVERSIDE SURGERY	*	*	*	-	-	0%

Table 16 : Prevalence of breastfeeding at 6 to 8 weeks , by GP Practice, CCG, Area Team 2013/14 - Annual

Source: NHS England
Crown Copyright © 2014



Code	CCG Name	Code	GP Practice name	Number of Infant due a check	Percentage of infants being breastfed (Total or patial)	Percentage of infants totally Breastfed	Percentage of infants partially breastfed	Percentage infants not at all breastfed	Percentage infants with no known status
05T	NHS SOUTH WORCESTERSHIRE CCG	M81006	HENWICK HALT MED CTR	57	33%	25%	*	65%	2%
05T	NHS SOUTH WORCESTERSHIRE CCG	M81007	BREDON HILL SURGERY	8	75%	*	*	*	0%
05T	NHS SOUTH WORCESTERSHIRE CCG	M81008	SPRING GDNS GRP MED PRACT	36	58%	42%	17%	39%	3%
05T	NHS SOUTH WORCESTERSHIRE CCG	M81011	OMBERSLEY MEDICAL CENTRE	32	63%	41%	22%	38%	0%
05T	NHS SOUTH WORCESTERSHIRE CCG	M81017	ELBURY MOOR MEDICAL CENTRE	223	32%	24%	8%	66%	2%
05T	NHS SOUTH WORCESTERSHIRE CCG	M81022	HARESFIELD HOUSE SURGERY	184	47%	32%	16%	51%	2%
05T	NHS SOUTH WORCESTERSHIRE CCG	M81029	BARN CLOSE SURGERY	51	47%	39%	*	35%	18%
05T	NHS SOUTH WORCESTERSHIRE CCG	M81033	THE SURGERY	43	65%	56%	*	30%	5%
05T	NHS SOUTH WORCESTERSHIRE CCG	M81034	THE SALTERS MEDICAL PRACT	58	41%	31%	10%	55%	3%
05T	NHS SOUTH WORCESTERSHIRE CCG	M81035	ST.MARTIN'S GATE SURGERY	*	-	-	-	*	0%
05T	NHS SOUTH WORCESTERSHIRE CCG	M81037	THORNELOE LODGE SURGERY	100	56%	47%	9%	43%	1%
05T	NHS SOUTH WORCESTERSHIRE CCG	M81038	UPTON SURGERY	63	67%	56%	11%	32%	2%
05T	NHS SOUTH WORCESTERSHIRE CCG	M81039	WHITEACRES MEDICAL CENTRE	68	50%	38%	12%	44%	6%
05T	NHS SOUTH WORCESTERSHIRE CCG	M81042	THE SURGERY	32	53%	50%	*	47%	0%
05T	NHS SOUTH WORCESTERSHIRE CCG	M81045	THE SURGERY	26	54%	42%	*	38%	8%
05T	NHS SOUTH WORCESTERSHIRE CCG	M81046	ABBOTTSWOOD MEDICAL CTR.	32	56%	44%	*	44%	0%
05T	NHS SOUTH WORCESTERSHIRE CCG	M81047	THE SPA MEDICAL PRACTICE	81	46%	35%	11%	49%	5%
05T	NHS SOUTH WORCESTERSHIRE CCG	M81049	BARBOURNE HEALTH CENTRE	143	45%	35%	10%	50%	4%
05T	NHS SOUTH WORCESTERSHIRE CCG	M81058	MERSTOW GREEN MED.PRACT.	106	35%	25%	10%	59%	6%
05T	NHS SOUTH WORCESTERSHIRE CCG	M81063	ST.JOHNS HOUSE SURGERY	76	46%	39%	*	54%	0%
05T	NHS SOUTH WORCESTERSHIRE CCG	M81072	ALBANY HOUSE SURGERY	49	43%	39%	*	47%	10%
05T	NHS SOUTH WORCESTERSHIRE CCG	M81074	PERSHORE MEDICAL PRACTICE	76	28%	21%	*	58%	14%
05T	NHS SOUTH WORCESTERSHIRE CCG	M81075	MALVERN HEALTH CENTRE	105	42%	34%	8%	57%	1%
05T	NHS SOUTH WORCESTERSHIRE CCG	M81079	LINK END SURGERY	39	46%	36%	*	54%	0%
05T	NHS SOUTH WORCESTERSHIRE CCG	M81081	ST.SAVIOURS SURGERY	43	65%	40%	26%	35%	0%
05T	NHS SOUTH WORCESTERSHIRE CCG	M81091	THE CORBETT MEDICAL PRCT	89	51%	45%	*	47%	2%
05T	NHS SOUTH WORCESTERSHIRE CCG	M81094	ABBAY MEDICAL PRACTICE	94	46%	36%	10%	49%	5%
05T	NHS SOUTH WORCESTERSHIRE CCG	M81606	AYLMER LODGE COOKLEY PARTNERSHIP	*	*	*	-	*	0%
05T	NHS SOUTH WORCESTERSHIRE CCG	M81607	DR RS PATON	*	-	-	-	-	100%
05T	NHS SOUTH WORCESTERSHIRE CCG	M81627	DEMONTFORT MEDICAL CENTRE	68	46%	41%	*	53%	1%
05T	NHS SOUTH WORCESTERSHIRE CCG	M81629	NEW COURT SURGERY	83	55%	36%	19%	42%	2%
05T	NHS SOUTH WORCESTERSHIRE CCG	Y02708	ELGAR HEALTHCARE	64	39%	28%	11%	58%	3%
06D	NHS WYRE FOREST CCG	M81005	NORTHUMBERLAND HOUSE SURGERY	119	21%	15%	6%	76%	3%
06D	NHS WYRE FOREST CCG	M81015	STANMORE HOUSE SURGERY	94	37%	26%	12%	62%	1%
06D	NHS WYRE FOREST CCG	M81027	HAGLEY SURGERY	*	*	*	*	*	20%
06D	NHS WYRE FOREST CCG	M81040	YORK HOUSE MEDICAL CTR.	9	*	*	-	78%	0%
06D	NHS WYRE FOREST CCG	M81056	THE CHURCH STREET PRACT	15	*	-	*	73%	13%
06D	NHS WYRE FOREST CCG	M81057	BEWDLEY MEDICAL CENTRE	*	*	*	-	*	0%
06D	NHS WYRE FOREST CCG	M81065	HEALTH CENTRE	7	*	*	*	*	0%
06D	NHS WYRE FOREST CCG	M81068	AYLMER LODGE COOKLEY PARTNERSHIP	118	34%	27%	7%	63%	3%
06D	NHS WYRE FOREST CCG	M81073	THE HEALTH CENTRE	43	30%	28%	*	63%	7%
06D	NHS WYRE FOREST CCG	M81090	THE SURGERY	22	64%	50%	*	*	14%
06D	NHS WYRE FOREST CCG	M81608	WOLVERLEY SURGERY	13	*	*	-	62%	0%

Table 16 : Prevalence of breastfeeding at 6 to 8 weeks , by GP Practice, CCG, Area Team 2013/14 - Annual

Source: NHS England

Crown Copyright © 2014



Code	CCG Name	Code	GP Practice name	Number of infant due a check	Percentage of infants being breastfed (Total or partial)	Percentage of infants totally Breastfed	Percentage of infants partially breastfed	Percentage infants not at all breastfed	Percentage infants with no known status
04X	NHS BIRMINGHAM SOUTH AND CENTR	M81062	FRANKLEY HEALTH CENTRE	46	-	-	-	20%	70%
04X	NHS BIRMINGHAM SOUTH AND CENTR	M85007	WEST HEATH SURGERY	55	39%	16%	18%	62%	4%
04X	NHS BIRMINGHAM SOUTH AND CENTR	M85024	THE LIMES MEDICAL CENTRE	65	52%	23%	29%	48%	0%
04X	NHS BIRMINGHAM SOUTH AND CENTR	M85025	BATH ROW MEDICAL PRACTICE	108	74%	60%	14%	26%	0%
04X	NHS BIRMINGHAM SOUTH AND CENTR	M85029	GRANTON MEDICAL CENTRE	79	65%	47%	18%	35%	0%
04X	NHS BIRMINGHAM SOUTH AND CENTR	M85037	KINGSFIELD MEDICAL CENTRE	112	59%	42%	17%	41%	0%
04X	NHS BIRMINGHAM SOUTH AND CENTR	M85041	BOURNBROOK MED.PRACTICE	60	68%	48%	20%	32%	0%
04X	NHS BIRMINGHAM SOUTH AND CENTR	M85042	SELLY PARK SURGERY	56	79%	50%	25%	25%	0%
04X	NHS BIRMINGHAM SOUTH AND CENTR	M85054	HAWWESLEY MEDICAL PRACTICE	73	81%	61%	11%	82%	0%
04X	NHS BIRMINGHAM SOUTH AND CENTR	M85045	SOUTH MAYPOLE SURGERY	33	42%	39%	-	58%	0%
04X	NHS BIRMINGHAM SOUTH AND CENTR	M85047	WOODLANDS ROAD SURGERY	69	39%	30%	9%	61%	0%
04X	NHS BIRMINGHAM SOUTH AND CENTR	M85051	FIRSTCARE PRACTICE	112	67%	49%	22%	40%	17%
04X	NHS BIRMINGHAM SOUTH AND CENTR	M85055	SELLY OAK HEALTH CENTRE	68	59%	38%	21%	41%	0%
04X	NHS BIRMINGHAM SOUTH AND CENTR	M85056	WEELEY PARK SURGERY	42	50%	38%	-	43%	7%
04X	NHS BIRMINGHAM SOUTH AND CENTR	M85058	HARBORNE MEDICAL PRACTICE	148	71%	39%	32%	28%	1%
04X	NHS BIRMINGHAM SOUTH AND CENTR	M85071	WYCHALL LANE SURGERY	122	39%	30%	8%	63%	1%
04X	NHS BIRMINGHAM SOUTH AND CENTR	M85075	B'HAM HEARTLANDS SURGERY	54	69%	37%	31%	31%	0%
04X	NHS BIRMINGHAM SOUTH AND CENTR	M85077	NORTHWOOD MEDICAL CENTRE	63	46%	38%	-	52%	2%
04X	NHS BIRMINGHAM SOUTH AND CENTR	M85078	SPARHILL PRIMARY CARE	80	70%	41%	34%	25%	0%
04X	NHS BIRMINGHAM SOUTH AND CENTR	M85084	WAND MEDICAL CENTRE	96	71%	39%	32%	27%	2%
04X	NHS BIRMINGHAM SOUTH AND CENTR	M85086	COFTON MEDICAL CENTRE	149	32%	23%	9%	66%	1%
04X	NHS BIRMINGHAM SOUTH AND CENTR	M85087	THE WANDS MEDICAL CENTRE	130	77%	47%	32%	22%	1%
04X	NHS BIRMINGHAM SOUTH AND CENTR	M85116	FERNLEY MEDICAL CENTRE	131	60%	32%	27%	40%	0%
04X	NHS BIRMINGHAM SOUTH AND CENTR	M85124	BELLEVUE MEDICAL CENTRE	126	71%	40%	30%	27%	2%
04X	NHS BIRMINGHAM SOUTH AND CENTR	M85127	158 COLLEGE ROAD	59	54%	31%	24%	46%	0%
04X	NHS BIRMINGHAM SOUTH AND CENTR	M85128	BALLSALL HEATH HEALTH CTR	90	64%	35%	22%	43%	2%
04X	NHS BIRMINGHAM SOUTH AND CENTR	M85131	ASH TREE MEDICAL CENTRE	43	58%	42%	16%	42%	0%
04X	NHS BIRMINGHAM SOUTH AND CENTR	M85134	WEST HEATH PRIMARY C.CTR	28	-	-	-	82%	4%
04X	NHS BIRMINGHAM SOUTH AND CENTR	M85136	GRUDES HEALTH SURGERY	65	18%	11%	-	80%	2%
04X	NHS BIRMINGHAM SOUTH AND CENTR	M85146	58 BENTON ROAD	72	81%	32%	49%	19%	0%
04X	NHS BIRMINGHAM SOUTH AND CENTR	M85153	35 WARWICK ROAD	37	73%	32%	41%	27%	0%
04X	NHS BIRMINGHAM SOUTH AND CENTR	M85156	RIVER BROOK MEDICAL CTRE	78	59%	32%	23%	42%	3%
04X	NHS BIRMINGHAM SOUTH AND CENTR	M85174	SPARABROOK HEALTH CENTRE	85	74%	40%	28%	46%	0%
04X	NHS BIRMINGHAM SOUTH AND CENTR	M85600	THE KINGS NORTON SURGERY	92	37%	25%	12%	63%	0%
04X	NHS BIRMINGHAM SOUTH AND CENTR	M85671	BOURNVILLE SURGERY	15	69%	49%	-	40%	0%
04X	NHS BIRMINGHAM SOUTH AND CENTR	M85679	193 CHARLES ROAD	93	67%	37%	33%	34%	1%
04X	NHS BIRMINGHAM SOUTH AND CENTR	M85713	HIGHGATE MEDICAL CENTRE	67	79%	30%	45%	24%	1%
04X	NHS BIRMINGHAM SOUTH AND CENTR	M85733	MOOR GREEN LANE MED.CTR.	48	60%	31%	29%	40%	0%
04X	NHS BIRMINGHAM SOUTH AND CENTR	M85753	WARWICK ROAD MEDICAL CTR.	89	59%	32%	25%	43%	0%
04X	NHS BIRMINGHAM SOUTH AND CENTR	M85753	VICARAGE ROAD SURGERY	34	44%	26%	18%	56%	0%
04X	NHS BIRMINGHAM SOUTH AND CENTR	M85756	SPRINGFIELD MEDICAL PRACT	27	59%	33%	26%	41%	0%
04X	NHS BIRMINGHAM SOUTH AND CENTR	M85766	BALLSALL HEATH HEALTH CTR	62	73%	37%	35%	27%	0%
04X	NHS BIRMINGHAM SOUTH AND CENTR	M85774	SPRINGFIELD SURGERY	77	64%	37%	31%	32%	1%
04X	NHS BIRMINGHAM SOUTH AND CENTR	M85783	STRENSHAM ROAD SURGERY	63	83%	52%	30%	17%	0%
04X	NHS BIRMINGHAM SOUTH AND CENTR	M85794	THE BALJAU SURGERY	49	69%	31%	39%	31%	0%
04X	NHS BIRMINGHAM SOUTH AND CENTR	M85792	HILL GENERAL PRACTICE	128	65%	39%	29%	34%	1%
05C	NHS DUDLEY CCG	M87001	DR MORE & PARTNER'S MEADOWBROOK SURGER	54	39%	37%	-	61%	0%
05C	NHS DUDLEY CCG	M87002	DR WATKINS & PARTNER'S NORTON MEDICAL PRA	58	50%	40%	10%	48%	2%
05C	NHS DUDLEY CCG	M87003	DR PARNELL & PARTNER'S MOSS GROVE SURGERY	118	37%	26%	11%	63%	2%
05C	NHS DUDLEY CCG	M87005	DR WILD & PARTNER'S 3 VILLAGES	108	38%	29%	13%	59%	3%
05C	NHS DUDLEY CCG	M87006	DR SMART & PARTNER'S EVE HILL MEDICAL PRACT	101	31%	21%	10%	69%	0%
05C	NHS DUDLEY CCG	M87007	DR IRANI & PARTNER'S THE RIDGEWAY SURGERY	74	22%	19%	-	77%	1%
05C	NHS DUDLEY CCG	M87008	DR SKILBECK & PARTNER'S KINGSWINFORD MEDIC	75	11%	7%	64%	1%	3%
05C	NHS DUDLEY CCG	M87009	DR FAUX & PARTNER'S AW SURGERIES	270	23%	16%	7%	76%	1%
05C	NHS DUDLEY CCG	M87010	THE WATERFRONT SURGERY	123	28%	19%	9%	72%	1%
05C	NHS DUDLEY CCG	M87011	DR GRIFFITHS & PARTNER'S WORCESTER STREET S	250	49%	30%	11%	49%	3%
05C	NHS DUDLEY CCG	M87012	DR WONG & PARTNER'S THE GREENS HEALTH CEN	121	21%	14%	7%	79%	0%
05C	NHS DUDLEY CCG	M87014	DR LEWIS & PARTNER LALAP MEDICAL PRACTICE	66	48%	35%	14%	52%	0%
05C	NHS DUDLEY CCG	M87017	DR WILD & PARTNERS	87	31%	20%	11%	68%	1%
05C	NHS DUDLEY CCG	M87016	DR AL-RAHMAN & PARTNER'S WOODSLOTTON MEDI	67	24%	17%	7%	76%	1%
05C	NHS DUDLEY CCG	M87017	DR SPERS & PARTNER'S STEPPINGSTONES MED/P	112	24%	10%	14%	72%	4%
05C	NHS DUDLEY CCG	M87018	DR PLANT & PARTNER'S SUMMERHILL SURGERY	40	30%	30%	-	68%	0%
05C	NHS DUDLEY CCG	M87019	DR PRICE & PARTNER'S THE LIMES SURGERY	103	29%	14%	12%	60%	9%
05C	NHS DUDLEY CCG	M87020	DR BAMFORD & PARTNER'S FELDON LANE SURGER	85	47%	36%	11%	52%	1%
05C	NHS DUDLEY CCG	M87021	DR BAVANANTHAN	87	17%	11%	-	80%	2%
05C	NHS DUDLEY CCG	M87023	DR OLIVER & PARTNER'S WORDLEY GREEN HEALT	95	39%	28%	7%	53%	4%
05C	NHS DUDLEY CCG	M87024	DR YARWOOD SMITH AND PARTNERS	268	40%	23%	7%	57%	12%
05C	NHS DUDLEY CCG	M87025	DR RIGBY & PARTNER'S CROSS ST HEALTH CENTRE	44	18%	7%	-	75%	7%
05C	NHS DUDLEY CCG	M87026	DR WHITE & PARTNER'S JAMES MEDICAL PRACTI	64	41%	23%	17%	58%	2%
05C	NHS DUDLEY CCG	M87027	DR KAHIM & PARTNER QUARRY BANK SURGERY	50	18%	14%	-	68%	2%
05C	NHS DUDLEY CCG	M87028	DR CONLON & PARTNER'S NETHERTON HEALTH CE	118	23%	16%	7%	75%	3%
05C	NHS DUDLEY CCG	M87030	DR KILIN & WONG PIEDMONT ROAD SURGERY	39	31%	18%	-	67%	3%
05C	NHS DUDLEY CCG	M87032	DR SANHIBRELLER HILL HEALTH & SOCIAL CARE	-	-	-	-	67%	-
05C	NHS DUDLEY CCG	M87034	DR VAMADEVAN CLEMENT ROAD MEDICAL CENTR	53	45%	25%	21%	53%	2%
05C	NHS DUDLEY CCG	M87036	DR DAS GUPTA 'BEAN VILLAGE SURGERY	25	28%	-	-	72%	0%
05C	NHS DUDLEY CCG	M87037	DR HAMMOND & PARTNER'S THE NORTHWAY HEAL	43	37%	30%	-	60%	2%
05C	NHS DUDLEY CCG	M87040	DR BLOOR & PARTNER'S KINGS WAYS ROAD SURGE	45	30%	20%	-	50%	3%
05C	NHS DUDLEY CCG	M87061	DR CARTWRIGHT & PARTNER'S KEELING HOUSE SU	92	23%	12%	11%	74%	3%
05C	NHS DUDLEY CCG	M87602	DR DABRY & PARTNER'S ST MARGARET S WELL SU	100	42%	32%	11%	56%	1%
05C	NHS DUDLEY CCG	M87605	DR SAFOUR	84	22%	10%	22%	66%	9%
05C	NHS DUDLEY CCG	M87612	DR PORTER ST JAMES MEDICAL PRACTICE	35	34%	-	20%	66%	0%
05C	NHS DUDLEY CCG	M87614	DR PALL TITCHBOURNE STREET SURGERY	-	-	-	-	-	0%
05C	NHS DUDLEY CCG	M87617	DR GUPTA	50	28%	-	16%	72%	2%
05C	NHS DUDLEY CCG	M87618	DR MEROTRA 'QUINCY RISE SURGERY	43	21%	16%	-	77%	2%
05C	NHS DUDLEY CCG	M87620	DR RATHORE CASTLE MEADOWS SURGERY	69	46%	13%	33%	52%	1%
05C	NHS DUDLEY CCG	M87621	DR SARKAR 'BATH STREET MEDICAL CENTRE	32	32%	-	3%	84%	3%
05C	NHS DUDLEY CCG	M87623	DR SHAKHMEH 'ALEXANDRA MEDICAL CENTRE	56	63%	34%	29%	34%	2%
05C	NHS DUDLEY CCG	M87625	DR MITTAL 'CRESTFIELD SURGERY	14	-	-	-	71%	7%
05C	NHS DUDLEY CCG	M87628	DR PRASHARA CHAPEL STREET SURGERY	39	54%	28%	26%	44%	3%
05C	NHS DUDLEY CCG	M87629	DR SATHYER WILSON STREET SURGERY	29	31%	-	-	62%	3%
05C	NHS DUDLEY CCG	M87634	DR BASU'S THOMAS MEDICAL CENTRE	42	36%	19%	17%	55%	10%
05C	NHS DUDLEY CCG	M87638	DR SHAH THORN'S ROAD SURGERY	30	37%	23%	-	63%	0%
05C	NHS DUDLEY CCG	Y01756	THE ABBEY PRACTICE GROUP	63	38%	30%	-	54%	8%
05C	NHS DUDLEY CCG	Y02212	DUDLEY PARTNERSHIP FOR HEALTHY QUARRY ROA	30	20%	20%	-	70%	3%
05C	NHS DUDLEY CCG	Y02633	DR SKILBECK & PARTNER'S HIGH OAK SURGERY	43	19%	-	-	81%	0%
05L	NHS SANDWELL AND WEST BIRMINGHAM	M85002	HANDSWORTH WOOD MED.CTR.	183	59%	32%	27%	32%	9%
05L	NHS SANDWELL AND WEST BIRMINGHAM	M85009	168 HAMSTEAD ROAD	51	29%	25%	-	43%	24%
05L	NHS SANDWELL AND WEST BIRMINGHAM	M85010	153 GROVE LANE	24	33%	-	-	42%	25%
05L	NHS SANDWELL AND WEST BIRMINGHAM	M85019	TOWER HILL MEDICAL CENTRE	153	30%	21%	14%	50%	14%
05L	NHS SANDWELL AND WEST BIRMINGHAM	M85020	NEWTONS HEALTH CENTRE	217	67%	28%	40%	31%	2%
05L	NHS SANDWELL AND WEST BIRMINGHAM	M85046	FIVE WAYS HEALTH CENTRE	41	11%	3%	32%	7%	7%
05L	NHS SANDWELL AND WEST BIRMINGHAM	M85069	VITALITY PARTNERSHIP	201	72%	41%	31%	25%	3%
05L	NHS SANDWELL AND WEST BIRMINGHAM	M85072	VITALITY PARTNERSHIP- ST JAMES MEDICAL CENTR	49	63%	29%	35%	31%	0%
05L	NHS SANDWELL AND WEST BIRMINGHAM	M85078	HANDSWORTH MEDICAL PRACTICE	62	11%	3%	32%	18%	13%
05L	NHS SANDWELL AND WEST BIRMINGHAM	M85093	NEWPORT MEDICAL GROUP SPARKBROOK HEALTH	37	68%	35%	32%	30%	3%
05L	NHS SANDWELL AND WEST BIRMINGHAM	M85098	THE BOTTON PARK MID CTR	54	60%	44%	20%	20%	15%
05L	NHS SANDWELL AND WEST BIRMINGHAM	M85100	SHANKUM HOUSE SURGERY	66	61%	39%	22%	39%	0%
05L	NHS SANDWELL AND WEST BIRMINGHAM	M85123	5-7 LITTLE OAKS ROAD	130	52%	18%	34%	48%	1%
05L	NHS SANDWELL AND WEST BIRMINGHAM	M85133	THE SURGERY	24	63%	33%	29%	29%	8%
05L	NHS SANDWELL AND WEST BIRMINGHAM	M85145	THE SURGERY	78	71%	38%	32%	23%	6%
05L	NHS SANDWELL AND WEST BIRMINGHAM	M85154	FINCH ROAD PRIMARY CARE CENTRE	64	60%	42%	28%	47%	3%
05L	NHS SANDWELL AND WEST BIRMINGHAM	M85164	NEWPORT ROAD	156	62%	29%	35%	37%	0%
05L	NHS SANDWELL AND WEST BIRMINGHAM	M85166	GLAZ MEDICAL CENTRE	41	44%	24%	20%	39%	17%
05L	NHS SANDWELL AND WEST BIRMINGHAM	M85176	KIRKALL MEDICAL PRACTICE	47	29%	23%	-	32%	15%
05L	NHS SANDWELL AND WEST BIRMINGHAM	M85178	VITALITY PARTNERSHIP	72	69%	36%	33%	26%	4%
05L	NHS SANDWELL AND WEST BIRMINGHAM	M85611	ATTWOOD GREEN HEALTH CENTRE	41	80%	66%	17%	15%	2%
05L	NHS SANDWELL AND WEST BIRMINGHAM	M85614	HEATHFIELD FAMILY CENTRE	117	68%	38%	40%	28%	3%
05L	NHS SANDWELL AND WEST BIRMINGHAM	M85642	CAVENDISH SURGERY	65	40%	15%	25%	31%	24%
05L	NHS SANDWELL AND WEST BIRMINGHAM	M85652	SUMMERFIELD PRIMARY CARE CENTRE	34	47%	32%	-	29%	24%
05L	NHS SANDWELL AND WEST BIRMINGHAM	M85655	HIGH TREES SURGERY	41	49%	24%	24%	32%	20%
05L	NHS SANDWELL AND WEST BIRMINGHAM	M85663	BLOOMSBURY HEALTH CENTRE	63	73%	43%	30%	25%	2%

Table 16 : Prevalence of breastfeeding at 6 to 8 weeks , by GP Practice, CCG, Area Team 2013/14 - Annual

Source: NHS England
Crown Copyright © 2014



Code	CCG Name	Code	GP Practice name	Number of infant due a check	Percentage of infants being breastfed (Total or partial)	Percentage of infants totally Breastfed	Percentage of infants partially breastfed	Percentage infants not at all breastfed	Percentage infants with no known status
OSL	NHS SANDWELL AND WEST BIRMINGHAM	M85676	VICTORIA ROAD MEDICAL CTR	74	55%	28%	30%	45%	0%
OSL	NHS SANDWELL AND WEST BIRMINGHAM	M85686	ABERDEEN STREET MED CTR	35	31%	17%	-	40%	29%
OSL	NHS SANDWELL AND WEST BIRMINGHAM	M85697	CHURCH ROAD SURGERY	60	70%	47%	23%	30%	0%
OSL	NHS SANDWELL AND WEST BIRMINGHAM	M85701	311 BURBURY STREET	49	60%	27%	39%	33%	2%
OSL	NHS SANDWELL AND WEST BIRMINGHAM	M85711	CITY HEALTH CENTRE	22	55%	-	-	45%	27%
OSL	NHS SANDWELL AND WEST BIRMINGHAM	M85715	DR BATHLA & PARTNERS	133	62%	28%	35%	33%	5%
OSL	NHS SANDWELL AND WEST BIRMINGHAM	M85721	HOLYHEAD PRIMARY HEALTH	70	61%	28%	36%	30%	9%
OSL	NHS SANDWELL AND WEST BIRMINGHAM	M85757	503D ROAD PRIMARY CARE CENTRE	63	67%	35%	37%	29%	5%
OSL	NHS SANDWELL AND WEST BIRMINGHAM	M85794	HALTON SURGERY	42	80%	67%	14%	0%	0%
OSL	NHS SANDWELL AND WEST BIRMINGHAM	M85789	LOZELLS ROAD SURGERY	13	62%	*	84%	*	0%
OSL	NHS SANDWELL AND WEST BIRMINGHAM	M85797	HOCKLEY MEDICAL PRACTICE	58	59%	40%	19%	26%	16%
OSL	NHS SANDWELL AND WEST BIRMINGHAM	M85801	139 HAMSTEAD ROAD	10	69%	-	-	-	0%
OSL	NHS SANDWELL AND WEST BIRMINGHAM	M85809	GREAT BARR SURGERY	28	36%	-	-	54%	11%
OSL	NHS SANDWELL AND WEST BIRMINGHAM	M87013	14 HORSELEY HEATH	142	17%	9%	8%	26%	57%
OSL	NHS SANDWELL AND WEST BIRMINGHAM	M88001	96 CRANKHALL LANE	85	-	-	-	22%	74%
OSL	NHS SANDWELL AND WEST BIRMINGHAM	M88002	THE SMETTWICK MEDICAL CTR	121	-	-	-	-	7%
OSL	NHS SANDWELL AND WEST BIRMINGHAM	M88003	WARLEY MEDICAL CENTRE	101	14%	8%	6%	21%	65%
OSL	NHS SANDWELL AND WEST BIRMINGHAM	M88004	REGIS MEDICAL CENTRE	162	9%	7%	-	25%	66%
OSL	NHS SANDWELL AND WEST BIRMINGHAM	M88005	213 REGENT ROAD	169	8%	4%	4%	15%	78%
OSL	NHS SANDWELL AND WEST BIRMINGHAM	M88007	OKESWELL HEALTH CENTRE	108	6%	-	6%	27%	67%
OSL	NHS SANDWELL AND WEST BIRMINGHAM	M88008	STONECROSS MEDICAL CENTRE	54	-	-	-	-	100%
OSL	NHS SANDWELL AND WEST BIRMINGHAM	M88009	VICTORIA HEALTH CENTRE	117	-	-	-	-	91%
OSL	NHS SANDWELL AND WEST BIRMINGHAM	M88010	SWANPOOL MEDICAL CENTRE	64	-	-	-	17%	81%
OSL	NHS SANDWELL AND WEST BIRMINGHAM	M88012	CARTERS GREEN MEDICAL CTR	138	-	-	-	-	4%
OSL	NHS SANDWELL AND WEST BIRMINGHAM	M88013	BLACK COUNTRY FAM PRACT.	168	13%	10%	-	42%	45%
OSL	NHS SANDWELL AND WEST BIRMINGHAM	M88014	468 HILL TOP	54	31%	13%	13%	33%	35%
OSL	NHS SANDWELL AND WEST BIRMINGHAM	M88015	GREAT BARR GROUP PRACTICE	68	-	-	-	-	93%
OSL	NHS SANDWELL AND WEST BIRMINGHAM	M88016	OLD HILL MEDICAL CENTRE	22	-	-	-	-	77%
OSL	NHS SANDWELL AND WEST BIRMINGHAM	M88017	SWANPOOL MEDICAL CENTRE	33	-	-	-	-	88%
OSL	NHS SANDWELL AND WEST BIRMINGHAM	M88018	OLDBURY HEALTH CENTRE	232	3%	-	-	4%	94%
OSL	NHS SANDWELL AND WEST BIRMINGHAM	M88019	THE SURGERY	25	-	-	-	-	88%
OSL	NHS SANDWELL AND WEST BIRMINGHAM	M88021	43 NEWTON ROAD	52	-	-	-	-	96%
OSL	NHS SANDWELL AND WEST BIRMINGHAM	M88022	WEDNESBURY JUBILEE	39	-	-	-	26%	69%
OSL	NHS SANDWELL AND WEST BIRMINGHAM	M88023	156 CRANKHALL LANE	55	-	-	-	13%	84%
OSL	NHS SANDWELL AND WEST BIRMINGHAM	M88024	THE SURGERY	35	22%	20%	-	29%	49%
OSL	NHS SANDWELL AND WEST BIRMINGHAM	M88026	TYDIAL MEDICAL CENTRE	36	17%	-	-	31%	53%
OSL	NHS SANDWELL AND WEST BIRMINGHAM	M88030	CHURCH VIEW SURGERY	57	-	-	-	14%	81%
OSL	NHS SANDWELL AND WEST BIRMINGHAM	M88031	HAWES LANE	47	-	-	-	26%	70%
OSL	NHS SANDWELL AND WEST BIRMINGHAM	M88032	WHITEHEATH CLINIC	188	-	-	-	20%	79%
OSL	NHS SANDWELL AND WEST BIRMINGHAM	M88035	THE SURGERY	36	-	-	-	-	89%
OSL	NHS SANDWELL AND WEST BIRMINGHAM	M88036	DARTMOUTH MEDICAL CENTRE	34	-	-	-	-	88%
OSL	NHS SANDWELL AND WEST BIRMINGHAM	M88038	LINKWAY MID PRACTICE	107	21%	12%	8%	32%	48%
OSL	NHS SANDWELL AND WEST BIRMINGHAM	M88037	PAUL'S SURGERY	94	-	-	-	9%	87%
OSL	NHS SANDWELL AND WEST BIRMINGHAM	M88041	HAWTHORNES MEDICAL CENTRE	94	19%	-	16%	17%	64%
OSL	NHS SANDWELL AND WEST BIRMINGHAM	M88042	176 MILCOTE ROAD	66	-	-	-	-	95%
OSL	NHS SANDWELL AND WEST BIRMINGHAM	M88043	HADEN VALE SURGERY	98	-	-	-	-	93%
OSL	NHS SANDWELL AND WEST BIRMINGHAM	M88044	OKWOOD HEALTH CENTRE	26	-	-	-	-	88%
OSL	NHS SANDWELL AND WEST BIRMINGHAM	M88600	THE VICTORIA SURGERY	26	-	-	-	-	81%
OSL	NHS SANDWELL AND WEST BIRMINGHAM	M88610	SAREPHED MEDICAL CENTRE	50	28%	16%	12%	28%	44%
OSL	NHS SANDWELL AND WEST BIRMINGHAM	M88612	CLIFFFIELDS HEALTH CTR	51	-	-	-	11%	61%
OSL	NHS SANDWELL AND WEST BIRMINGHAM	M88616	SAI SURGERY	90	-	-	-	7%	90%
OSL	NHS SANDWELL AND WEST BIRMINGHAM	M88618	59 WALFORD STREET	23	-	-	-	-	78%
OSL	NHS SANDWELL AND WEST BIRMINGHAM	M88619	LYING CENTRE FOR HEALTH AND SOCIAL CARE	92	24%	15%	9%	35%	41%
OSL	NHS SANDWELL AND WEST BIRMINGHAM	M88620	158 CAUSEWAY GREEN ROAD	29	24%	-	-	31%	45%
OSL	NHS SANDWELL AND WEST BIRMINGHAM	M88623	134 NEWTON ROAD	24	-	-	-	-	79%
OSL	NHS SANDWELL AND WEST BIRMINGHAM	M88623	12 MAPLE DRIVE	63	-	-	-	-	95%
OSL	NHS SANDWELL AND WEST BIRMINGHAM	M88625	LYING CENTRE FOR HEALTH AND SOCIAL CARE	25	-	-	-	-	84%
OSL	NHS SANDWELL AND WEST BIRMINGHAM	M88626	PRIMARY CARE CENTRE	29	55%	21%	34%	-	28%
OSL	NHS SANDWELL AND WEST BIRMINGHAM	M88627	WEDNESBURY JUBILEE	24	-	-	-	38%	42%
OSL	NHS SANDWELL AND WEST BIRMINGHAM	M88628	CAMBRIDGE STREET	30	-	-	-	-	97%
OSL	NHS SANDWELL AND WEST BIRMINGHAM	M88629	88 HILL TOP	26	-	-	-	-	96%
OSL	NHS SANDWELL AND WEST BIRMINGHAM	M88630	DR NK & S AGARWAL	85	-	-	-	-	88%
OSL	NHS SANDWELL AND WEST BIRMINGHAM	M88633	THE SURGERY	42	-	-	-	-	79%
OSL	NHS SANDWELL AND WEST BIRMINGHAM	M88635	64 DOG KENNEL LANE	16	-	-	-	-	100%
OSL	NHS SANDWELL AND WEST BIRMINGHAM	M88637	MARSHALL STREET SURGERY	26	-	-	-	-	88%
OSL	NHS SANDWELL AND WEST BIRMINGHAM	M88639	PRIMARY CARE CENTRE	41	-	-	-	17%	76%
OSL	NHS SANDWELL AND WEST BIRMINGHAM	M88640	118 WARLEY ROAD	45	-	-	-	-	84%
OSL	NHS SANDWELL AND WEST BIRMINGHAM	M88643	34 UPPER HIGH STREET	21	-	-	-	-	84%
OSL	NHS SANDWELL AND WEST BIRMINGHAM	M88645	HILL TOP MEDICAL CENTRE	135	-	-	-	-	99%
OSL	NHS SANDWELL AND WEST BIRMINGHAM	M88646	LYING CENTRE FOR HEALTH & SOCIAL CARE	30	-	-	-	27%	67%
OSL	NHS SANDWELL AND WEST BIRMINGHAM	M88647	273 TATBANK ROAD	48	-	-	-	15%	79%
OSL	NHS SANDWELL AND WEST BIRMINGHAM	Y00412	HANDSWORTH MEDICAL PTCE	59	49%	19%	31%	37%	14%
OSL	NHS SANDWELL AND WEST BIRMINGHAM	Y00417	BROADWAY HEALTH CENTRE	40	63%	32%	35%	33%	5%
OSL	NHS SANDWELL AND WEST BIRMINGHAM	Y00492	SUMMERFIELD GRP PTCE	98	68%	32%	37%	26%	6%
OSL	NHS SANDWELL AND WEST BIRMINGHAM	Y01680	ORISBOURN HOUSE	19	47%	37%	-	32%	21%
OSL	NHS SANDWELL AND WEST BIRMINGHAM	Y02164	ASTON PRIDE COMMUNITY HEALTH CENTRE	171	70%	26%	43%	29%	2%
OSL	NHS SANDWELL AND WEST BIRMINGHAM	Y02141	LIP CAVERHAM MEDICAL PRACTICE	1	-	-	-	-	100%
OSL	NHS SANDWELL AND WEST BIRMINGHAM	Y02701	MALLING HEALTH GREAT BRIDGE	55	-	-	-	-	93%
OSL	NHS SANDWELL AND WEST BIRMINGHAM	Y02702	MALLING HEALTH WEDNESBURY	41	-	-	-	-	95%
OSL	NHS SANDWELL AND WEST BIRMINGHAM	Y02704	MALLING HEALTH CENTRE SANDWELL	67	-	-	-	-	90%
OSL	NHS SANDWELL AND WEST BIRMINGHAM	Y02961	SUMMERFIELD GP SURG & URGENT CARE CENTRE	106	52%	33%	19%	42%	7%
OSL	NHS SANDWELL AND WEST BIRMINGHAM	Y02963	FINCH ROAD SURGERY	43	65%	40%	23%	35%	2%
OSP	NHS SOLIHULL CCG	M854890	CHURCH ROAD	115	38%	28%	10%	61%	1%
OSP	NHS SOLIHULL CCG	M89001	PARKFIELD MEDICAL CENTRE	33	32%	-	21%	-	67%
OSP	NHS SOLIHULL CCG	M89002	KINGSHURST SURGERY	96	18%	14%	-	82%	0%
OSP	NHS SOLIHULL CCG	M89003	MEADOWSIDE FAMILY HTH CTR	88	48%	35%	13%	48%	5%
OSP	NHS SOLIHULL CCG	M89004	HASLEIGH GREEN SURGERY	63	32%	19%	17%	49%	0%
OSP	NHS SOLIHULL CCG	M89005	ST.MARGARETS MEDICAL PRAC	73	55%	37%	18%	45%	0%
OSP	NHS SOLIHULL CCG	M89006	THE BLYTHE PRACTICE	61	57%	38%	20%	43%	0%
OSP	NHS SOLIHULL CCG	M89007	RICHMOND MEDICAL PRACTICE	83	23%	16%	-	58%	0%
OSP	NHS SOLIHULL CCG	M89008	BOSWORTH MEDICAL CENTRE	133	22%	14%	10%	75%	2%
OSP	NHS SOLIHULL CCG	M89009	MANOR HOUSE LANE SURGERY	145	39%	27%	12%	57%	4%
OSP	NHS SOLIHULL CCG	M89010	DORRIDGE SURGERY	59	56%	37%	19%	44%	0%
OSP	NHS SOLIHULL CCG	M89011	PARK SURGERY	58	43%	-	-	-	57%
OSP	NHS SOLIHULL CCG	M89012	CRAIG CROFT MEDICAL CENTRE 13	142	24%	19%	5%	75%	1%
OSP	NHS SOLIHULL CCG	M89013	ARRAN MEDICAL CENTRE	113	38%	36%	20%	58%	6%
OSP	NHS SOLIHULL CCG	M89015	NORTHBOOK GROUP PRACTICE	105	39%	30%	10%	49%	2%
OSP	NHS SOLIHULL CCG	M89016	BALSALL COMMON HEALTH CENTRE	86	53%	38%	15%	44%	2%
OSP	NHS SOLIHULL CCG	M89017	GROVE ROAD SURGERY	176	57%	42%	15%	42%	1%
OSP	NHS SOLIHULL CCG	M89019	WOBOS MOAT MEDICAL CENTRE	118	42%	31%	11%	57%	2%
OSP	NHS SOLIHULL CCG	M89020	TANWORTH LANE SURGERY	62	37%	-	-	-	47%
OSP	NHS SOLIHULL CCG	M89021	COVENTRY ROAD PRACTICE	27	30%	-	-	-	59%
OSP	NHS SOLIHULL CCG	M89023	VIEW TREE MEDICAL CTR	75	55%	43%	12%	43%	3%
OSP	NHS SOLIHULL CCG	M89024	GRAFTON ROAD SURGERY	33	27%	18%	-	-	3%
OSP	NHS SOLIHULL CCG	M89026	THE CASTLE PRACTICE	158	24%	20%	4%	75%	1%
OSP	NHS SOLIHULL CCG	M89027	GREEN LANE SURGERY	113	20%	14%	12%	66%	8%
OSP	NHS SOLIHULL CCG	M89028	MONOSPETH SURGERY	114	54%	11%	11%	44%	0%
OSP	NHS SOLIHULL CCG	M89030	ARDEN MEDICAL CENTRE	37	62%	46%	16%	38%	0%
OSP	NHS SOLIHULL CCG	M89601	THE JACEY PRACTICE	111	59%	44%	15%	41%	0%
OSP	NHS SOLIHULL CCG	M89602	CHESTER ROAD SURGERY	43	28%	14%	14%	72%	0%
OSP	NHS SOLIHULL CCG	M89606	BLOSSOMFIELD SURGERY	20	40%	-	-	-	40%
OSP	NHS SOLIHULL CCG	M89608	HAMPFON SURGERY	38	76%	53%	24%	24%	0%
OSP	NHS SOLIHULL CCG	M89609	THE VILLAGE SURGERY	32	41%	25%	-	-	59%
OSP	NHS SOLIHULL CCG	Y02568	SOLIHULL HEALTHCARE & WALK-IN CENTRE	26	-	-	-	-	58%
OSY	NHS WALSALL CCG	M91003	SINA HEALTH CTRE	73	27%	15%	12%	71%	1%
OSY	NHS WALSALL CCG	M91004	ST.PETER'S SURGERY	129	29%	18%	11%	70%	2%
OSY	NHS WALSALL CCG	M91006	PARKSIDE MEDICAL PRACTICE	43	28%	-	-	-	74%
OSY	NHS WALSALL CCG	M91007	ST.JOHN'S MEDICAL CENTRE	120	32%	19%	13%	68%	0%
OSY	NHS WALSALL CCG	M91008	LITTLE LONDON SURGERY	111	54%	23%	31%	43%	3%
OSY	NHS WALSALL CCG	M91009	STREETS CORNER SURGERY	46	28%	-	-	15%	74%
OSY	NHS WALSALL CCG	M91010	PORTLAND MEDICAL PRACTICE	74	51%	41%	11%	49%	0%

Table 16 : Prevalence of breastfeeding at 6 to 8 weeks , by GP Practice, CCG, Area Team 2013/14 - Annual

Source: NHS England

Crown Copyright © 2014



Code	CCG Name	Code	GP Practice name	Number of infant due a check	Percentage of infants being breastfed (Total or partial)	Percentage of infants totally Breastfed	Percentage of infants partially breastfed	Percentage infants not at all breastfed	Percentage infants with no known status
05Y	NHS WALSALL CCG	M91011	THE LAMES MEDICAL CENTRE	63	48%	27%	21%	49%	3%
05Y	NHS WALSALL CCG	M91013	LOCKFIELD SURGERY	133	14%	7%	8%	85%	1%
05Y	NHS WALSALL CCG	M91014	BRACE STREET HEALTH CENTRE	33	67%	42%	24%	33%	0%
05Y	NHS WALSALL CCG	M91015	LICHFIELD ST SURGERY	109	48%	28%	19%	50%	2%
05Y	NHS WALSALL CCG	M91016	NEW INVENTION HEALTH CENTRE	85	24%	13%	7%	68%	1%
05Y	NHS WALSALL CCG	M91017	NORTHGATE PRACTICE	79	53%	38%	15%	46%	1%
05Y	NHS WALSALL CCG	M91018	SADDLERS HEALTH CENTRE	43	51%	30%	21%	47%	2%
05Y	NHS WALSALL CCG	M91019	RUSHALL MEDICAL CENTRE	155	33%	22%	11%	67%	0%
05Y	NHS WALSALL CCG	M91020	WYCAMORE HOUSE MED CENTRE	37	60%	32%	32%	32%	3%
05Y	NHS WALSALL CCG	M91021	LOCKTOWN PRACTICE	43	30%	23%	*	67%	2%
05Y	NHS WALSALL CCG	M91022	HARDEN SURGERY	40	*	*	*	90%	3%
05Y	NHS WALSALL CCG	M91024	DR NAMRIGAN SURGERY	24	29%	*	*	71%	0%
05Y	NHS WALSALL CCG	M91025	DARLSTON HEALTH CENTRE - SAHA	60	23%	18%	*	70%	7%
05Y	NHS WALSALL CCG	M91026	DARLSTON HEALTH CENTRE - KHAN & MERALI	40	33%	23%	*	60%	8%
05Y	NHS WALSALL CCG	M91028	BERKLEY PRACTICE	47	34%	21%	13%	66%	0%
05Y	NHS WALSALL CCG	M91029	MOSLEY & DUDLEY FIELDS MEDICAL PRACTICE	60	22%	15%	*	77%	2%
05Y	NHS WALSALL CCG	M91032	COLLINGWOOD FAMILY PRACTICE	55	40%	31%	*	60%	0%
05Y	NHS WALSALL CCG	M91033	WILLENHALL MEDICAL CENTRE - THOMAS	51	32%	18%	16%	67%	0%
05Y	NHS WALSALL CCG	M91034	BLOMVEN MEDICAL PRACTICE	53	38%	21%	15%	64%	0%
05Y	NHS WALSALL CCG	M91036	LEAMORE MEDICAL CENTRE	51	24%	18%	*	76%	0%
05Y	NHS WALSALL CCG	M91039	HIGH STREET SURGERY - BEVAN	15	*	*	*	87%	0%
05Y	NHS WALSALL CCG	M91060	WHANS MEDICAL CENTRE	38	18%	*	*	82%	0%
05Y	NHS WALSALL CCG	M91604	FIELD ROAD SURGERY	33	38%	*	21%	64%	0%
05Y	NHS WALSALL CCG	M91609	NEW ROAD MEDICAL CTRE	24	38%	29%	*	63%	0%
05Y	NHS WALSALL CCG	M91610	FISHER STREET SURGERY	37	30%	22%	*	68%	3%
05Y	NHS WALSALL CCG	M91611	BEECHDALE CENTRE	54	17%	*	*	85%	2%
05Y	NHS WALSALL CCG	M91612	ST MARY'S SURGERY	30	23%	*	*	77%	0%
05Y	NHS WALSALL CCG	M91613	SAI MEDICAL CENTRE	49	49%	31%	18%	41%	10%
05Y	NHS WALSALL CCG	M91614	STROUD PRACTICE	63	29%	21%	*	71%	0%
05Y	NHS WALSALL CCG	M91616	PLECK HEALTH CENTRE	97	53%	31%	22%	46%	1%
05Y	NHS WALSALL CCG	M91619	BROADWAY MEDICAL CENTRE	51	47%	25%	22%	51%	2%
05Y	NHS WALSALL CCG	M91621	PALFREY HEALTH CENTRE	74	58%	34%	24%	42%	0%
05Y	NHS WALSALL CCG	M91623	DOWER FARM HEALTH CENTRE	16	*	*	*	69%	0%
05Y	NHS WALSALL CCG	M91624	MOXLEY MEDICAL CENTRE	44	16%	*	*	82%	2%
05Y	NHS WALSALL CCG	M91625	DR VASUDEVAM NAIR	63	59%	37%	22%	40%	2%
05Y	NHS WALSALL CCG	M91626	HOLLAND PARK SURGERY	60	39%	25%	*	67%	0%
05Y	NHS WALSALL CCG	M91628	BRACE STREET HC- KUMAR	40	68%	45%	23%	33%	0%
05Y	NHS WALSALL CCG	M91629	BIRCHILLS HEALTH CENTRE	83	39%	23%	16%	57%	5%
05Y	NHS WALSALL CCG	M91637	BLACKWOOD HEALTH CENTRE	36	47%	31%	17%	51%	0%
05Y	NHS WALSALL CCG	M91639	DR LATHIE	17	*	*	*	71%	6%
05Y	NHS WALSALL CCG	M91640	44B ROUGH HAY ROAD	48	25%	15%	*	73%	2%
05Y	NHS WALSALL CCG	M91641	DR ALI SURGERY	53	28%	17%	11%	68%	4%
05Y	NHS WALSALL CCG	M91642	322 GUSLETT ROAD	7	*	*	*	29%	0%
05Y	NHS WALSALL CCG	M91643	KINGFISHER PRACTICE	75	31%	21%	9%	67%	3%
05Y	NHS WALSALL CCG	M91647	PILLAI	74	28%	12%	16%	72%	0%
05Y	NHS WALSALL CCG	M91650	ALL SAINTS SURGERY	49	31%	14%	14%	69%	0%
05Y	NHS WALSALL CCG	M91654	HIGH STREET SURGERY - SAMEJA	38	21%	*	16%	76%	3%
05Y	NHS WALSALL CCG	M91655	COALPOOL SURGERY	66	15%	11%	*	85%	0%
05Y	NHS WALSALL CCG	M91659	BRACE STREET HC - PAL	31	58%	29%	29%	39%	3%
05Y	NHS WALSALL CCG	M91660	DARLSTON HEALTH CENTRE - VAID	18	44%	*	*	56%	0%
05Y	NHS WALSALL CCG	Y00228	AMBAR MEDICAL CENTRE	37	57%	32%	24%	41%	3%
05Y	NHS WALSALL CCG	Y00278	DARLSTON HEALTH CENTRE-KHAN	53	34%	21%	13%	64%	2%
05Y	NHS WALSALL CCG	Y02624	WHAFF PRACTICE	77	49%	19%	19%	49%	1%
05Y	NHS WALSALL CCG	Y02626	KEYS PRACTICE	75	29%	15%	15%	67%	4%
05Y	NHS WALSALL CCG	Y02627	VILLAGE PRACTICE	111	23%	14%	9%	77%	1%
06A	NHS WOLVERHAMPTON CCG	M92001	POPLAIS	30	27%	*	*	60%	13%
06A	NHS WOLVERHAMPTON CCG	M92002	ALFRED SQUIRE RD HTH CTR	61	21%	10%	11%	69%	10%
06A	NHS WOLVERHAMPTON CCG	M92003	THE SURGERY	11	*	*	*	73%	18%
06A	NHS WOLVERHAMPTON CCG	M92004	DR KANITH SURGERY	34	53%	38%	*	41%	6%
06A	NHS WOLVERHAMPTON CCG	M92006	THE SURGERY	20	88%	85%	45%	40%	5%
06A	NHS WOLVERHAMPTON CCG	M92007	LEA ROAD MEDICAL PRACTICE	60	45%	23%	22%	52%	3%
06A	NHS WOLVERHAMPTON CCG	M92008	CASTLECROFT MEDICAL CTR	44	43%	32%	4%	45%	11%
06A	NHS WOLVERHAMPTON CCG	M92009	81 PRESTWOOD ROAD WEST	128	13%	18%	17%	52%	10%
06A	NHS WOLVERHAMPTON CCG	M92010	HEALTH CENTRE	66	36%	20%	17%	56%	8%
06A	NHS WOLVERHAMPTON CCG	M92011	PENN MANOR MEDICAL CENTRE	80	50%	30%	20%	39%	11%
06A	NHS WOLVERHAMPTON CCG	M92012	DUNCAN STREET	83	52%	28%	24%	45%	4%
06A	NHS WOLVERHAMPTON CCG	M92013	THE SURGERY	74	23%	13%	20%	7%	9%
06A	NHS WOLVERHAMPTON CCG	M92014	470 STAFFORD ROAD	15	*	*	*	67%	13%
06A	NHS WOLVERHAMPTON CCG	M92015	BILSTON HEALTH CENTRE	15	*	*	*	67%	0%
06A	NHS WOLVERHAMPTON CCG	M92016	TUDOR ROAD SURGERY	38	45%	26%	18%	53%	8%
06A	NHS WOLVERHAMPTON CCG	M92017	"DORMANT"OR WARIYAR19 RAYNOR R	*	*	*	*	-	0%
06A	NHS WOLVERHAMPTON CCG	M92019	HEATS GROVE SURGERY	58	36%	28%	*	55%	9%
06A	NHS WOLVERHAMPTON CCG	M92020	97 BLACKHAVE LANE	45	35%	18%	18%	62%	4%
06A	NHS WOLVERHAMPTON CCG	M92022	DR E GEORGE AND RAJCHOLAN	49	39%	29%	*	55%	6%
06A	NHS WOLVERHAMPTON CCG	M92024	PARKFIELD MEDICAL CENTRE	121	36%	19%	17%	53%	12%
06A	NHS WOLVERHAMPTON CCG	M92026	75 GRIFFITHS DRIVE	35	29%	20%	*	69%	3%
06A	NHS WOLVERHAMPTON CCG	M92027	CARLETON SURGERY	6	*	*	*	0%	0%
06A	NHS WOLVERHAMPTON CCG	M92028	THORNLEY STREET PRACTICE	121	49%	29%	20%	46%	5%
06A	NHS WOLVERHAMPTON CCG	M92029	THE NEWBRIDGE SURGERY	27	59%	44%	*	33%	7%
06A	NHS WOLVERHAMPTON CCG	M92030	DR SAINI AND MENTA SURGERY	58	29%	19%	10%	66%	5%
06A	NHS WOLVERHAMPTON CCG	M92031	LEICESTER STREET MED CTR	75	52%	32%	20%	43%	5%
06A	NHS WOLVERHAMPTON CCG	M92035	ALL SAINTS SURGERY	14	80%	*	43%	*	14%
06A	NHS WOLVERHAMPTON CCG	M92036	"TO BE CONFIRMED DORMANT" THE SURGERY	*	*	*	*	*	0%
06A	NHS WOLVERHAMPTON CCG	M92039	60 CANNOCK ROAD	29	48%	31%	*	48%	3%
06A	NHS WOLVERHAMPTON CCG	M92040	THE SURGERY	85	32%	24%	9%	65%	2%
06A	NHS WOLVERHAMPTON CCG	M92041	PROBERT ROAD SURGERY	54	39%	28%	11%	57%	4%
06A	NHS WOLVERHAMPTON CCG	M92042	80 TETTERHALL ROAD	33	31%	18%	18%	58%	1%
06A	NHS WOLVERHAMPTON CCG	M92043	PENN SURGERY	13	69%	62%	*	*	0%
06A	NHS WOLVERHAMPTON CCG	M92044	WARTONES HEALTH CENTRE	29	46%	28%	*	52%	3%
06A	NHS WOLVERHAMPTON CCG	M92047	WHITBROOK REANS HEALTH CTR	127	42%	27%	12%	54%	6%
06A	NHS WOLVERHAMPTON CCG	M92609	39 ASHFIELD ROAD	63	46%	35%	11%	49%	5%
06A	NHS WOLVERHAMPTON CCG	M92610	LOW HILL MEDICAL CENTRE	10	*	*	*	*	0%
06A	NHS WOLVERHAMPTON CCG	M92612	GROVE MEDICAL CENTRE	29	34%	28%	*	41%	24%
06A	NHS WOLVERHAMPTON CCG	M92617	BILSTON HEALTH CENTRE	29	41%	21%	21%	5%	3%
06A	NHS WOLVERHAMPTON CCG	M92629	68 MARSH LANE	30	37%	27%	*	43%	20%
06A	NHS WOLVERHAMPTON CCG	M92630	EAST PARK MED. PRACTICE	56	29%	20%	*	70%	2%
06A	NHS WOLVERHAMPTON CCG	M92637	30-32 RUSLIN ROAD	8	*	*	*	*	0%
06A	NHS WOLVERHAMPTON CCG	M92640	199 TETTERHALL ROAD	8	*	*	*	*	13%
06A	NHS WOLVERHAMPTON CCG	M92642	1 SHALE STREET	9	*	*	*	*	0%
06A	NHS WOLVERHAMPTON CCG	M92643	HEATH TOWN MEDICAL CENTRE	28	48%	39%	*	36%	18%
06A	NHS WOLVERHAMPTON CCG	M92647	BRADLEY MEDICAL CENTRE	16	38%	*	*	63%	0%
06A	NHS WOLVERHAMPTON CCG	M92649	BILSTON HEALTH CENTRE	32	44%	34%	*	44%	13%
06A	NHS WOLVERHAMPTON CCG	M92654	BRADLEY CLINIC	30	*	*	*	80%	10%
06A	NHS WOLVERHAMPTON CCG	Y02636	INTRAHHEALTH LTD	57	46%	26%	19%	5%	46%
06A	NHS WOLVERHAMPTON CCG	Y02735	ETTINGSHALL MEDICAL CTR	57	42%	25%	18%	53%	5%
06A	NHS WOLVERHAMPTON CCG	Y02736	SHOWELL PARK HEALTH & WALK IN CTR	37	43%	32%	*	49%	8%
06A	NHS WOLVERHAMPTON CCG	Y02737	BILSTON URBAN VILLAGE MEDICAL CTR	83	24%	12%	8%	55%	12%
13P	NHS BIRMINGHAM CROSSCITY CCG	M85001	SHAH ZAMAN SURGERY	75	25%	15%	11%	75%	0%
13P	NHS BIRMINGHAM CROSSCITY CCG	M85003	THE OLD PRIORY SURGERY	93	54%	41%	13%	44%	2%
13P	NHS BIRMINGHAM CROSSCITY CCG	M85005	THE PARK MEDICAL CENTRE	134	59%	29%	30%	40%	1%
13P	NHS BIRMINGHAM CROSSCITY CCG	M85006	GREENBRIDGE SURGERY	107	52%	19%	13%	48%	0%
13P	NHS BIRMINGHAM CROSSCITY CCG	M85008	POOLWAY MEDICAL CENTRE	28	21%	*	*	79%	0%
13P	NHS BIRMINGHAM CROSSCITY CCG	M85011	SWAN MEDICAL CENTRE	103	46%	24%	21%	45%	10%
13P	NHS BIRMINGHAM CROSSCITY CCG	M85013	113 CHURCH LANE	30	*	*	*	80%	0%
13P	NHS BIRMINGHAM CROSSCITY CCG	M85014	273 KINGSBURY ROAD	36	58%	33%	25%	42%	0%
13P	NHS BIRMINGHAM CROSSCITY CCG	M85015	578 STRATFORD ROAD	95	60%	28%	32%	40%	0%
13P	NHS BIRMINGHAM CROSSCITY CCG	M85016	TWICKENHAM ROAD	60	13%	*	*	75%	12%
13P	NHS BIRMINGHAM CROSSCITY CCG	M85018	YARDELEY WOOD HEALTH CENTRE	113	46%	34%	12%	52%	2%
13P	NHS BIRMINGHAM CROSSCITY CCG	M85021	MOSLEY MEDICAL CTR	24	79%	63%	*	*	0%
13P	NHS BIRMINGHAM CROSSCITY CCG	M85023	MILLENNIUM MEDICAL CENTRE	133	25%	19%	6%	74%	1%
13P	NHS BIRMINGHAM CROSSCITY CCG	M85026	ASHFIELD SURGERY	128	59%	38%	12%	50%	0%

Table 16 - Prevalence of breastfeeding at 6 to 8 weeks , by GP Practice, CCG, Area Team 2013/14 - Annual

Source: NHS England
Crown Copyright © 2014



Code	CCG Name	Code	GP Practice name	Number of infant due a check	Percentage of infants being breastfed (Total or partial)	Percentage of infants totally Breastfed	Percentage of infants partially breastfed	Percentage infants not at all breastfed	Percentage infants with no known status
13P	NHS BIRMINGHAM CROSSCITY CCG	M85027 LEACH HEATH MEDICAL CENTRE		90	38%	31%	7%	57%	0%
13P	NHS BIRMINGHAM CROSSCITY CCG	M85028 LORNSWOOD MEDICAL GROUP		193	71%	46%	25%	28%	1%
13P	NHS BIRMINGHAM CROSSCITY CCG	M85030 NORTHFIELD HEALTH CENTRE		129	40%	21%	19%	59%	2%
13P	NHS BIRMINGHAM CROSSCITY CCG	M85031 THE HARLIQUIN SURGERY		137	34%	25%	9%	61%	5%
13P	NHS BIRMINGHAM CROSSCITY CCG	M85032 JAMES PRESTON HEALTH CTR.		151	38%	15%	11%	51%	0%
13P	NHS BIRMINGHAM CROSSCITY CCG	M85034 YARDLEY GREEN MEDICAL CTR		328	59%	31%	27%	41%	0%
13P	NHS BIRMINGHAM CROSSCITY CCG	M85035 WOODGATE VALLEY HTH. CTR.		60	40%	27%	13%	60%	0%
13P	NHS BIRMINGHAM CROSSCITY CCG	M85036 DUDLEY PARK MEDICAL CTR		99	57%	40%	16%	39%	4%
13P	NHS BIRMINGHAM CROSSCITY CCG	M85038 FOUR OAKS MEDICAL CENTRE		103	67%	41%	24%	39%	0%
13P	NHS BIRMINGHAM CROSSCITY CCG	M85046 TUDOR PRACTICE		76	51%	33%	18%	46%	3%
13P	NHS BIRMINGHAM CROSSCITY CCG	M85052 NORTHFIELD HEALTH CENTRE		71	48%	31%	17%	51%	1%
13P	NHS BIRMINGHAM CROSSCITY CCG	M85053 THE ST CLEMENTS SURGERY		104	38%	19%	30%	41%	0%
13P	NHS BIRMINGHAM CROSSCITY CCG	M85059 MAYPOLE HEALTH CENTRE		24	46%	* 42%	* 54%	0%	0%
13P	NHS BIRMINGHAM CROSSCITY CCG	M85060 THE OAKS MEDICAL CENTRE		94	13%	9%	* 86%	1%	1%
13P	NHS BIRMINGHAM CROSSCITY CCG	M85061 YARDLEY GREEN MEDICAL CTR		171	55%	28%	27%	48%	5%
13P	NHS BIRMINGHAM CROSSCITY CCG	M85062 DR SINCLAIR AND PARTNERS		65	42%	34%	* 58%	0%	0%
13P	NHS BIRMINGHAM CROSSCITY CCG	M85063 ERDINGTON MEDICAL CENTRE		359	46%	29%	17%	53%	1%
13P	NHS BIRMINGHAM CROSSCITY CCG	M85065 THE POPLARS SURGERY		138	27%	21%	6%	49%	24%
13P	NHS BIRMINGHAM CROSSCITY CCG	M85066 WARD END MEDICAL CENTRE		84	69%	24%	25%	5%	1%
13P	NHS BIRMINGHAM CROSSCITY CCG	M85068 JAMES PRESTON HEALTH CTR.		88	53%	39%	15%	47%	0%
13P	NHS BIRMINGHAM CROSSCITY CCG	M85070 RESERVOIR ROAD SURGERY		175	54%	33%	21%	45%	1%
13P	NHS BIRMINGHAM CROSSCITY CCG	M85073 JOCKEY ROAD MEDICAL CENTRE		29	38%	* 68%	* 66%	0%	0%
13P	NHS BIRMINGHAM CROSSCITY CCG	M85074 WAKE GREEN SURGERY		128	82%	64%	18%	17%	1%
13P	NHS BIRMINGHAM CROSSCITY CCG	M85076 HOLLYMOOR MEDICAL CENTRE		126	33%	23%	10%	65%	2%
13P	NHS BIRMINGHAM CROSSCITY CCG	M85079 EDEN COURT MEDICAL PRAC.		91	22%	14%	9%	76%	1%
13P	NHS BIRMINGHAM CROSSCITY CCG	M85081 STREETLY ROAD SURGERY		138	17%	17%	13%	55%	15%
13P	NHS BIRMINGHAM CROSSCITY CCG	M85083 LEY HILL SURGERY		82	51%	34%	17%	48%	1%
13P	NHS BIRMINGHAM CROSSCITY CCG	M85085 THE LANE MEDICAL CENTRE		48	75%	46%	29%	23%	2%
13P	NHS BIRMINGHAM CROSSCITY CCG	M85087 COLLEGE ROAD SURGERY		141	13%	13%	12%	65%	0%
13P	NHS BIRMINGHAM CROSSCITY CCG	M85092 GODDREST CROFT SURGERY		108	39%	22%	17%	61%	0%
13P	NHS BIRMINGHAM CROSSCITY CCG	M85094 1222 COVENTRY ROAD		13	84%	46%	* *	8%	0%
13P	NHS BIRMINGHAM CROSSCITY CCG	M85097 25 GRANES PARK ROAD		27	44%	33%	* 56%	0%	0%
13P	NHS BIRMINGHAM CROSSCITY CCG	M85102 QUINTON FAMILY PRACTICE		* *	* *	-	-	10%	0%
13P	NHS BIRMINGHAM CROSSCITY CCG	M85103 SUTTON PARK SURGERY		31	35%	26%	* 55%	10%	0%
13P	NHS BIRMINGHAM CROSSCITY CCG	M85105 VICTORIA ROAD SURGERY		49	55%	37%	16%	47%	0%
13P	NHS BIRMINGHAM CROSSCITY CCG	M85107 47 KEMPSON ROAD		39	41%	35%	15%	50%	0%
13P	NHS BIRMINGHAM CROSSCITY CCG	M85108 SMALL HEATH MED. PRACTICE		107	64%	33%	31%	35%	2%
13P	NHS BIRMINGHAM CROSSCITY CCG	M85110 SALTLEY CTR FOR HTH CARE		60	40%	*	37%	53%	2%
13P	NHS BIRMINGHAM CROSSCITY CCG	M85111 111 CHURCH LANE		96	35%	25%	13%	61%	1%
13P	NHS BIRMINGHAM CROSSCITY CCG	M85113 BRUCKLANDS END LANE SURG		54	59%	30%	30%	41%	0%
13P	NHS BIRMINGHAM CROSSCITY CCG	M85115 SUTTON ROAD SURGERY		33	40%	21%	24%	55%	0%
13P	NHS BIRMINGHAM CROSSCITY CCG	M85117 BARTLEY GREEN HEALTH CENTRE		88	28%	19%	7%	73%	1%
13P	NHS BIRMINGHAM CROSSCITY CCG	M85118 BALDWIN LANE SURGERY		19	42%	32%	* 58%	0%	0%
13P	NHS BIRMINGHAM CROSSCITY CCG	M85139 PAK HEALTH CENTRE		97	49%	18%	32%	51%	0%
13P	NHS BIRMINGHAM CROSSCITY CCG	M85141 SCHOLLAKE SURGERY		35	20%	17%	* 74%	0%	0%
13P	NHS BIRMINGHAM CROSSCITY CCG	M85142 KEYNELL COVERT		18	* *	* *	78%	0%	0%
13P	NHS BIRMINGHAM CROSSCITY CCG	M85143 JIGGINS LANE MEDICAL CTRE		84	26%	19%	7%	73%	1%
13P	NHS BIRMINGHAM CROSSCITY CCG	M85149 ALLUM ROCK MEDICAL CENTRE		117	48%	17%	31%	52%	0%
13P	NHS BIRMINGHAM CROSSCITY CCG	M85155 KINGSTANDING CIRCLE SURG.		55	15%	13%	* 84%	2%	0%
13P	NHS BIRMINGHAM CROSSCITY CCG	M85158 APOLLO SURGERY		26	67%	* 69%	* 69%	0%	0%
13P	NHS BIRMINGHAM CROSSCITY CCG	M85159 BUNBURY ROAD SURGERY		44	36%	* 27%	64%	0%	0%
13P	NHS BIRMINGHAM CROSSCITY CCG	M85163 GIFFINS BROOK MED CTR.		53	62%	47%	15%	36%	2%
13P	NHS BIRMINGHAM CROSSCITY CCG	M85167 UNIVERSITY MEDICAL PRAC.		38	69%	47%	14%	* *	0%
13P	NHS BIRMINGHAM CROSSCITY CCG	M85170 WASHWOOD HEALTH URGENT CARE CENTRE		48	63%	29%	33%	33%	4%
13P	NHS BIRMINGHAM CROSSCITY CCG	M85171 15 ROWLANDS ROAD		16	44%	38%	* 56%	0%	0%
13P	NHS BIRMINGHAM CROSSCITY CCG	M85172 BRIDGACRE HOUSE SURGERY		119	29%	19%	* 59%	2%	0%
13P	NHS BIRMINGHAM CROSSCITY CCG	M85175 THE HAWTHORNS SURGERY		98	55%	36%	19%	45%	0%
13P	NHS BIRMINGHAM CROSSCITY CCG	M85177 370 GOSPEL LANE		74	47%	30%	18%	50%	3%
13P	NHS BIRMINGHAM CROSSCITY CCG	M85179 MAYPOLE HEALTH CENTRE		54	39%	24%	15%	61%	0%
13P	NHS BIRMINGHAM CROSSCITY CCG	M85182 KINGSDALE SURGERY		57	38%	27%	11%	60%	1%
13P	NHS BIRMINGHAM CROSSCITY CCG	M85635 QUINBORNE MEDICAL PRACTICE		19	88%	47%	* 42%	0%	0%
13P	NHS BIRMINGHAM CROSSCITY CCG	M85669 TUDOR PRACTICE		56	50%	34%	16%	48%	2%
13P	NHS BIRMINGHAM CROSSCITY CCG	M85670 WHYSER SURGERY		59	61%	59%	21%	44%	7%
13P	NHS BIRMINGHAM CROSSCITY CCG	M85677 FERNBANK MEDICAL CENTRE		95	55%	26%	28%	41%	4%
13P	NHS BIRMINGHAM CROSSCITY CCG	M85680 75-77 COTTERILLS LANE		55	44%	22%	22%	49%	7%
13P	NHS BIRMINGHAM CROSSCITY CCG	M85684 CITY ROAD MEDICAL CENTRE		13	69%	* *	54%	* *	0%
13P	NHS BIRMINGHAM CROSSCITY CCG	M85689 THE COVSCOTT SURGERY		* *	* *	* *	* *	0%	0%
13P	NHS BIRMINGHAM CROSSCITY CCG	M85693 FEATHERSTONE MEDICAL CENTRE		11	82%	* *	* *	0%	0%
13P	NHS BIRMINGHAM CROSSCITY CCG	M85694 172 GARRETT'S GREEN ROAD		17	* *	* *	* 71%	0%	0%
13P	NHS BIRMINGHAM CROSSCITY CCG	M85699 COVENTRY ROAD MEDICAL CTR		131	51%	16%	35%	49%	0%
13P	NHS BIRMINGHAM CROSSCITY CCG	M85704 SALTLEY CTR FOR HTH CARE		62	58%	34%	24%	42%	0%
13P	NHS BIRMINGHAM CROSSCITY CCG	M85706 191 BARROWS LANE		31	48%	26%	23%	52%	0%
13P	NHS BIRMINGHAM CROSSCITY CCG	M85716 STOOLAND GREEN HTH. CTR.		50	44%	22%	23%	56%	0%
13P	NHS BIRMINGHAM CROSSCITY CCG	M85717 315 SHELDON HEATH ROAD		27	22%	* *	* 74%	4%	0%
13P	NHS BIRMINGHAM CROSSCITY CCG	M85722 32-34 NASEBY ROAD		89	40%	24%	17%	56%	3%
13P	NHS BIRMINGHAM CROSSCITY CCG	M85726 ALL SAINTS MEDICAL CENTRE		9	67%	* *	* *	0%	0%
13P	NHS BIRMINGHAM CROSSCITY CCG	M85730 LEY HILL HEALTH CENTRE		62	62%	26%	16%	55%	3%
13P	NHS BIRMINGHAM CROSSCITY CCG	M85732 30 BLOOMSBURY STREET		24	67%	* 46%	33%	0%	0%
13P	NHS BIRMINGHAM CROSSCITY CCG	M85736 ACOCOS GREEN MEDICAL CTR.		67	57%	36%	21%	42%	1%
13P	NHS BIRMINGHAM CROSSCITY CCG	M85739 WERE GREEN SURGERY		8	* *	* *	* *	0%	0%
13P	NHS BIRMINGHAM CROSSCITY CCG	M85739 PAK HEALTH CENTRE		82	59%	28%	30%	41%	0%
13P	NHS BIRMINGHAM CROSSCITY CCG	M85741 FALCON SURGERY		30	40%	* 23%	60%	0%	0%
13P	NHS BIRMINGHAM CROSSCITY CCG	M85746 287 KITT'S GREEN ROAD		43	22%	14%	* 77%	0%	0%
13P	NHS BIRMINGHAM CROSSCITY CCG	M85749 726 COVENTRY ROAD		47	68%	32%	36%	30%	2%
13P	NHS BIRMINGHAM CROSSCITY CCG	M85759 BLOOMSBURY HEALTH CENTRE		98	73%	31%	43%	27%	0%
13P	NHS BIRMINGHAM CROSSCITY CCG	M85770 SHELDON MEDICAL CENTRE		25	24%	* *	76%	0%	0%
13P	NHS BIRMINGHAM CROSSCITY CCG	M85776 LEA VILLAGE MEDICAL CTR		33	39%	18%	21%	58%	3%
13P	NHS BIRMINGHAM CROSSCITY CCG	M85779 AYLESBURY HOUSE		40	15%	* *	* 73%	13%	0%
13P	NHS BIRMINGHAM CROSSCITY CCG	M85781 BODRISLEY GREEN SURGERY		51	45%	18%	27%	55%	0%
13P	NHS BIRMINGHAM CROSSCITY CCG	M85782 THE SOUTHGATE SURGERY		12	100%	58%	* *	0%	0%
13P	NHS BIRMINGHAM CROSSCITY CCG	M85784 263 TILE CROSS ROAD		20	* *	-	* 95%	0%	0%
13P	NHS BIRMINGHAM CROSSCITY CCG	M85786 432 KINGSTANDING ROAD		19	32%	* *	* 68%	0%	0%
13P	NHS BIRMINGHAM CROSSCITY CCG	M85791 STREETLY SURGERY		16	10%	* *	* 88%	0%	0%
13P	NHS BIRMINGHAM CROSSCITY CCG	M85792 24 DYAS ROAD		17	35%	* *	53%	12%	0%
13P	NHS BIRMINGHAM CROSSCITY CCG	M85802 BELCHERS LANE SURGERY		* *	* *	-	* *	0%	0%
13P	NHS BIRMINGHAM CROSSCITY CCG	M85803 PEARL MEDICAL CENTRE		200	45%	39%	26%	45%	11%
13P	NHS BIRMINGHAM CROSSCITY CCG	M88006 CAPE HILL MEDICAL CENTRE		* *	* *	-	-	100%	0%
13P	NHS BIRMINGHAM CROSSCITY CCG	M88020 SHERWOOD HOUSE MED PRAC		* *	-	-	-	100%	0%
13P	NHS BIRMINGHAM CROSSCITY CCG	Y00075 GRANGE HILL SURGERY		33	27%	21%	* 73%	0%	0%
13P	NHS BIRMINGHAM CROSSCITY CCG	Y00159 HALL GREEN HEALTH		369	49%	30%	18%	51%	0%
13P	NHS BIRMINGHAM CROSSCITY CCG	Y01068 SALTLEY CENTRE FOR HEALTH CARE		157	69%	34%	41%	29%	3%
13P	NHS BIRMINGHAM CROSSCITY CCG	Y02567 HODGE HILL FAMILY PRACTICE		77	55%	27%	27%	44%	1%
13P	NHS BIRMINGHAM CROSSCITY CCG	Y02571 POPLAR PRIMARY CARE CTR		92	70%	52%	17%	27%	3%
13P	NHS BIRMINGHAM CROSSCITY CCG	Y02734 CHALKLEAF MEDICAL PRACTICE		108	39%	24%	29%	43%	3%
13P	NHS BIRMINGHAM CROSSCITY CCG	Y02893 IRIDIUM MEDICAL PRAC		211	48%	25%	23%	51%	1%
13P	NHS BIRMINGHAM CROSSCITY CCG	Y02988 KINGSTANDING COMMUNITY PRAC		34	41%	18%	24%	44%	15%
13P	NHS BIRMINGHAM CROSSCITY CCG	Y03597 HAMO MEDICAL PRACTICE		63	41%	22%	19%	59%	0%

Table 16 : Prevalence of breastfeeding at 6 to 8 weeks , by GP Practice, CCG, Area Team 2013/14 - Annual

Source: NHS England

Crown Copyright © 2014



Code	CCG Name	Code	GP Practice name	Number of Infant due a check	Percentage of infants being breastfed (Total or patial)	Percentage of infants totally Breastfed	Percentage of infants partially breastfed	Percentage infants not at all breastfed	Percentage infants with no known status
03X	NHS EREWASH CCG	C81010	THE MOIR MEDICAL CENTRE	127	57%	37%	20%	43%	0%
03X	NHS EREWASH CCG	C81021	OLD STATION SURGERY	171	50%	34%	16%	49%	1%
03X	NHS EREWASH CCG	C81022	ILKESTON HEALTH CENTRE	35	40%	23%	17%	60%	0%
03X	NHS EREWASH CCG	C81023	AITUNE MEDICAL PRACTICE	108	54%	33%	20%	45%	1%
03X	NHS EREWASH CCG	C81026	ADAM HOUSE MEDICAL CENTRE	76	55%	33%	22%	45%	0%
03X	NHS EREWASH CCG	C81061	LITTLEWICK MEDICAL CENTRE	197	53%	39%	14%	46%	1%
03X	NHS EREWASH CCG	C81083	THE GOLDEN BROOK PRACTICE	97	49%	37%	12%	51%	0%
03X	NHS EREWASH CCG	C81090	ILKESTON HEALTH CENTRE	32	56%	44%	*	44%	0%
03X	NHS EREWASH CCG	C81097	COLLEGE ST MEDICAL CENTRE	91	51%	38%	12%	47%	2%
03X	NHS EREWASH CCG	C81115	DR MISTRY & PARTNERS	54	44%	39%	*	54%	2%
03X	NHS EREWASH CCG	C81604	EDEN SURGERY	41	41%	27%	15%	59%	0%
03X	NHS EREWASH CCG	C81642	PARK VIEW MEDICAL CENTRE	61	66%	44%	21%	34%	0%
03Y	NHS HARDWICK CCG	C81008	BLUE DYKES	88	48%	32%	16%	51%	1%
03Y	NHS HARDWICK CCG	C81011	WELBECK STREET	62	34%	24%	10%	66%	0%
03Y	NHS HARDWICK CCG	C81029	STAFFA HEALTH	161	56%	39%	17%	43%	1%
03Y	NHS HARDWICK CCG	C81033	SHIRES HEALTHCARE	147	39%	30%	9%	61%	0%
03Y	NHS HARDWICK CCG	C81050	THE VILLAGE SURGERY	98	47%	31%	16%	53%	0%
03Y	NHS HARDWICK CCG	C81055	MEDICAL CENTRE	25	36%	24%	*	64%	0%
03Y	NHS HARDWICK CCG	C81056	CLAY CROSS MEDICAL CENTRE	55	45%	36%	*	55%	0%
03Y	NHS HARDWICK CCG	C81095	EMMETT CARR SURGERY	51	57%	41%	16%	37%	6%
03Y	NHS HARDWICK CCG	C81096	CRAGS HEALTH CARE	56	38%	34%	*	63%	0%
03Y	NHS HARDWICK CCG	C81099	LIMES MEDICAL CENTRE	64	48%	38%	11%	50%	2%
03Y	NHS HARDWICK CCG	C81633	GRASSMOOR SURGERY	25	44%	24%	*	56%	0%
03Y	NHS HARDWICK CCG	C81638	CASTLE STREET MEDICAL CTR	26	50%	38%	*	50%	0%
03Y	NHS HARDWICK CCG	C81647	ST LAWRENCE ROAD SURGERY	41	51%	34%	17%	49%	0%
03Y	NHS HARDWICK CCG	C81655	FRIENDLY FAMILY SURGERY	23	39%	35%	*	57%	4%
03Y	NHS HARDWICK CCG	C81658	1A WELBECK DRIVE	26	50%	42%	*	50%	0%
03Y	NHS HARDWICK CCG	C81661	BLACKWELL MEDICAL CENTRE	21	43%	29%	*	57%	0%
04E	NHS MANSFIELD AND ASHFIELD CCG	C84012	WILLOWBROOK MEDICAL PRACT	137	28%	18%	11%	71%	1%
04E	NHS MANSFIELD AND ASHFIELD CCG	C84014	WOODLANDS MED/PRACTICE	88	32%	30%	*	68%	0%
04E	NHS MANSFIELD AND ASHFIELD CCG	C84016	OAKWOOD SURGERY	153	25%	19%	6%	75%	1%
04E	NHS MANSFIELD AND ASHFIELD CCG	C84020	CHURCHSIDE MED PRACTICE	62	27%	21%	*	71%	2%
04E	NHS MANSFIELD AND ASHFIELD CCG	C84031	ST PETER'S MEDICAL PRACTICE	27	22%	*	*	78%	0%
04E	NHS MANSFIELD AND ASHFIELD CCG	C84036	ROSEMARY STREET HEALTH CENTRE	108	32%	25%	7%	68%	0%
04E	NHS MANSFIELD AND ASHFIELD CCG	C84051	ORCHARD MEDICAL PRACTICE	149	41%	29%	12%	58%	1%
04E	NHS MANSFIELD AND ASHFIELD CCG	C84057	PLEASLEY SURGERY	25	28%	28%	-	72%	0%
04E	NHS MANSFIELD AND ASHFIELD CCG	C84061	HARWOOD CLOSE SURGERY	67	27%	15%	12%	73%	0%
04E	NHS MANSFIELD AND ASHFIELD CCG	C84067	ASHFIELD HOUSE	59	25%	15%	10%	73%	2%
04E	NHS MANSFIELD AND ASHFIELD CCG	C84069	ROUNDWOOD SURGERY	205	29%	20%	10%	71%	0%
04E	NHS MANSFIELD AND ASHFIELD CCG	C84074	FAMILY MEDICAL CENTRE	33	30%	24%	*	67%	3%
04E	NHS MANSFIELD AND ASHFIELD CCG	C84076	THE HEALTH CENTRE	51	20%	14%	*	80%	0%
04E	NHS MANSFIELD AND ASHFIELD CCG	C84077	BRIERLEY PARK MEDICAL CENTRE	82	39%	21%	18%	61%	0%
04E	NHS MANSFIELD AND ASHFIELD CCG	C84106	MILL VIEW SURGERY	95	34%	25%	8%	66%	0%
04E	NHS MANSFIELD AND ASHFIELD CCG	C84114	THE SURGERY	58	28%	17%	10%	72%	0%
04E	NHS MANSFIELD AND ASHFIELD CCG	C84121	THE PANTILES MEDICAL CTRE	34	29%	26%	*	71%	0%
04E	NHS MANSFIELD AND ASHFIELD CCG	C84127	RIVERBANK MEDICAL SERVICES	48	33%	29%	*	67%	0%
04E	NHS MANSFIELD AND ASHFIELD CCG	C84140	THE SURGERY	58	26%	22%	*	74%	0%
04E	NHS MANSFIELD AND ASHFIELD CCG	C84142	SELSTON SURGERY	46	33%	24%	*	67%	0%
04E	NHS MANSFIELD AND ASHFIELD CCG	C84629	THE HEALTH CARE COMPLEX	58	19%	14%	*	79%	2%
04E	NHS MANSFIELD AND ASHFIELD CCG	C84637	SANDY LANE SURGERY	92	30%	21%	10%	70%	0%
04E	NHS MANSFIELD AND ASHFIELD CCG	C84654	MEDICAL CENTRE	37	43%	35%	*	57%	0%
04E	NHS MANSFIELD AND ASHFIELD CCG	C84658	MEDEN VALE MED CTR	58	21%	14%	*	79%	0%
04E	NHS MANSFIELD AND ASHFIELD CCG	C84675	OAKTREE LANE SURGERY	42	29%	26%	*	71%	0%
04E	NHS MANSFIELD AND ASHFIELD CCG	C84679	ACORN MEDICAL CENTRE ST	47	28%	19%	*	72%	0%
04E	NHS MANSFIELD AND ASHFIELD CCG	C84710	BULL FARM SURGERY	39	18%	*	*	82%	0%
04E	NHS MANSFIELD AND ASHFIELD CCG	C84712	THE HEALTH CENTRE	57	32%	26%	*	68%	0%
04E	NHS MANSFIELD AND ASHFIELD CCG	C84718	WOODSIDE SUGERY	36	25%	25%	-	75%	0%
04E	NHS MANSFIELD AND ASHFIELD CCG	Y02181	KIRKBY COMMUNITY PRIMARY CARE CTR	117	34%	22%	12%	65%	1%
04E	NHS MANSFIELD AND ASHFIELD CCG	Y02977	DRS LAW & MOUNTCASTLE	87	22%	14%	8%	77%	1%
04H	NHS NEWARK & SHERWOOD CCG	C84009	THE SURGERY	146	37%	29%	8%	63%	0%
04H	NHS NEWARK & SHERWOOD CCG	C84019	THE FOUNTAIN MEDICAL CTR.	141	36%	26%	10%	64%	0%
04H	NHS NEWARK & SHERWOOD CCG	C84021	MIDDLETON LODGE SURGERY	152	21%	16%	5%	79%	0%
04H	NHS NEWARK & SHERWOOD CCG	C84029	LOMBARD MEDICAL CENTRE	242	34%	25%	9%	66%	0%
04H	NHS NEWARK & SHERWOOD CCG	C84037	THE SURGERY	95	52%	32%	20%	48%	0%
04H	NHS NEWARK & SHERWOOD CCG	C84045	COLLINGHAM MEDICAL CENTRE	51	55%	41%	14%	45%	0%
04H	NHS NEWARK & SHERWOOD CCG	C84049	SOUTHWELL MEDICAL CENTRE	60	67%	52%	15%	33%	0%
04H	NHS NEWARK & SHERWOOD CCG	C84059	CLIPSTONE HEALTH CENTRE	87	31%	24%	7%	69%	0%
04H	NHS NEWARK & SHERWOOD CCG	C84087	RAINWORTH HEALTH CENTRE	53	40%	34%	*	60%	0%
04H	NHS NEWARK & SHERWOOD CCG	C84113	MAJOR OAK MED PRACTICE	49	33%	24%	*	67%	0%
04H	NHS NEWARK & SHERWOOD CCG	C84123	BIRKWOOD	35	26%	17%	*	74%	0%

Table 16 : Prevalence of breastfeeding at 6 to 8 weeks , by GP Practice, CCG, Area Team 2013/14 - Annual

Source: NHS England

Crown Copyright © 2014



Code	CCG Name	Code	GP Practice name	Number of Infant due a check	Percentage of infants being breastfed (Total or patial)	Percentage of infants totally Breastfed	Percentage of infants partially breastfed	Percentage infants not at all breastfed	Percentage infants with no known status
04H	NHS NEWARK & SHERWOOD CCG	C84648	BALDERTON PRIMARY CARE CTRE	69	45%	33%	12%	55%	0%
04H	NHS NEWARK & SHERWOOD CCG	C84656	HILL VIEW SURGERY	32	*	*	*	91%	0%
04H	NHS NEWARK & SHERWOOD CCG	C84660	HOUNSFIELD SURGERY	28	71%	46%	25%	29%	0%
04H	NHS NEWARK & SHERWOOD CCG	C84678	THE SURGERY	44	45%	39%	*	55%	0%
04J	NHS NORTH DERBYSHIRE CCG	C81001	THE SPRINGS HEALTH CENTRE	105	42%	32%	10%	56%	2%
04J	NHS NORTH DERBYSHIRE CCG	C81002	MOSS VALLEY MEDICAL PRACT	93	47%	30%	17%	48%	4%
04J	NHS NORTH DERBYSHIRE CCG	C81003	SETT VALLEY MEDICAL CTRE	96	54%	34%	20%	44%	2%
04J	NHS NORTH DERBYSHIRE CCG	C81012	THE SURGERY@WHEATBRIDGE	189	54%	37%	17%	46%	0%
04J	NHS NORTH DERBYSHIRE CCG	C81013	BASLOW HEALTH CENTRE	23	61%	39%	*	39%	0%
04J	NHS NORTH DERBYSHIRE CCG	C81015	NEWBOLD SURGERY	95	44%	32%	13%	55%	1%
04J	NHS NORTH DERBYSHIRE CCG	C81016	BAKEWELL MEDICAL CENTRE	37	62%	30%	32%	35%	3%
04J	NHS NORTH DERBYSHIRE CCG	C81024	HOLYWELL MEDICAL GROUP	243	45%	34%	11%	53%	2%
04J	NHS NORTH DERBYSHIRE CCG	C81025	DRONFIELD MEDICAL PRACTICE	89	51%	34%	17%	35%	15%
04J	NHS NORTH DERBYSHIRE CCG	C81028	IMPERIAL ROAD SURGERY	58	57%	43%	14%	40%	3%
04J	NHS NORTH DERBYSHIRE CCG	C81030	THE DARLEY DALE MED CTR	50	50%	38%	12%	48%	2%
04J	NHS NORTH DERBYSHIRE CCG	C81034	THE STEWART MEDICAL CTR	83	58%	43%	14%	42%	0%
04J	NHS NORTH DERBYSHIRE CCG	C81039	EYAM SURGERY	24	83%	63%	*	*	0%
04J	NHS NORTH DERBYSHIRE CCG	C81041	1A WELBECK ROAD	143	54%	42%	12%	45%	1%
04J	NHS NORTH DERBYSHIRE CCG	C81043	RECTORY ROAD MEDICAL CENTRE	24	54%	38%	*	46%	0%
04J	NHS NORTH DERBYSHIRE CCG	C81044	WHITTINGTON MOOR SURGERY	82	43%	28%	15%	57%	0%
04J	NHS NORTH DERBYSHIRE CCG	C81045	ASHGATE MEDICAL PRACTICE	90	66%	48%	18%	34%	0%
04J	NHS NORTH DERBYSHIRE CCG	C81058	BRIMINGTON SURGERY	87	51%	40%	10%	49%	0%
04J	NHS NORTH DERBYSHIRE CCG	C81063	THORNBROOK SURGERY	65	58%	37%	22%	42%	0%
04J	NHS NORTH DERBYSHIRE CCG	C81065	BUXTON MEDICAL PRACTICE	86	57%	47%	10%	42%	1%
04J	NHS NORTH DERBYSHIRE CCG	C81067	CHATSWORTH ROAD MED.CTR.	61	67%	48%	20%	33%	0%
04J	NHS NORTH DERBYSHIRE CCG	C81070	OAKHILL MEDICAL PRACTICE	31	61%	45%	*	35%	3%
04J	NHS NORTH DERBYSHIRE CCG	C81074	ELMWOOD MEDICAL CENTRE	62	50%	37%	13%	50%	0%
04J	NHS NORTH DERBYSHIRE CCG	C81076	TIDESWELL SURGERY	32	75%	50%	25%	25%	0%
04J	NHS NORTH DERBYSHIRE CCG	C81080	GOYT VALLEY MEDICAL PRAC.	62	58%	37%	21%	42%	0%
04J	NHS NORTH DERBYSHIRE CCG	C81082	THE SURGERY	22	68%	55%	*	32%	0%
04J	NHS NORTH DERBYSHIRE CCG	C81084	AVENUE HOUSE SURGERY	106	65%	45%	20%	35%	0%
04J	NHS NORTH DERBYSHIRE CCG	C81089	STUBLEY MEDICAL CENTRE	45	76%	49%	27%	24%	0%
04J	NHS NORTH DERBYSHIRE CCG	C81091	KILLAMARSH MEDICAL PRACT	75	55%	41%	13%	45%	0%
04J	NHS NORTH DERBYSHIRE CCG	C81092	THE EVELYN MEDICAL CENTRE	30	70%	53%	*	30%	0%
04J	NHS NORTH DERBYSHIRE CCG	C81101	LIME GROVE MEDICAL CENTRE	60	60%	43%	17%	40%	0%
04J	NHS NORTH DERBYSHIRE CCG	C81116	82 ST. PHILIPS DRIVE	34	35%	24%	*	65%	0%
04J	NHS NORTH DERBYSHIRE CCG	C81611	ASHOVER MEDICAL CENTRE	6	*	*	*	*	0%
04J	NHS NORTH DERBYSHIRE CCG	C81617	THE WHITTINGTON MED.CTR.	31	39%	23%	*	61%	0%
04J	NHS NORTH DERBYSHIRE CCG	C81627	GOSFORTH VALLEY MEDICAL PRACTICE	26	69%	46%	23%	27%	4%
04J	NHS NORTH DERBYSHIRE CCG	C81634	15/17 NEW MILLS ROAD	39	64%	56%	*	36%	0%
04J	NHS NORTH DERBYSHIRE CCG	C81649	CALOW AND BRIMINGTON PRACTICE	70	63%	41%	21%	36%	1%
04J	NHS NORTH DERBYSHIRE CCG	C81654	HASLAND MEDICAL CENTRE	47	51%	30%	21%	43%	6%
04J	NHS NORTH DERBYSHIRE CCG	C81662	BARLBOROUGH MEDICAL PRACT	78	58%	41%	17%	42%	0%
04K	NHS NOTTINGHAM CITY CCG	C84004	ST.ALBANS MEDICAL CENTRE	82	26%	17%	9%	74%	0%
04K	NHS NOTTINGHAM CITY CCG	C84011	ELMSWOOD SURGERY	107	62%	49%	13%	38%	0%
04K	NHS NOTTINGHAM CITY CCG	C84018	FAMILY MEDICAL CENTRE	116	37%	25%	12%	63%	0%
04K	NHS NOTTINGHAM CITY CCG	C84023	CRIPPS HEALTH CENTRE	72	94%	76%	18%	*	0%
04K	NHS NOTTINGHAM CITY CCG	C84034	CHURCHFIELDS MED PRACTICE	112	38%	30%	7%	63%	0%
04K	NHS NOTTINGHAM CITY CCG	C84039	DERBY ROAD HEALTH CENTRE	85	72%	47%	25%	28%	0%
04K	NHS NOTTINGHAM CITY CCG	C84043	LEEN VIEW SURGERY	104	34%	25%	9%	66%	0%
04K	NHS NOTTINGHAM CITY CCG	C84044	DEER PARK FAMILY MEDICAL PRACTICE	80	73%	55%	18%	28%	0%
04K	NHS NOTTINGHAM CITY CCG	C84046	CLIFTON MEDICAL PRACTICE	99	30%	19%	11%	70%	0%
04K	NHS NOTTINGHAM CITY CCG	C84060	RIVERGREEN MEDICAL CENTRE	119	29%	22%	8%	71%	0%
04K	NHS NOTTINGHAM CITY CCG	C84063	GREENWOOD & SNEINTON FMC.	101	51%	38%	14%	49%	0%
04K	NHS NOTTINGHAM CITY CCG	C84064	PARKSIDE MEDICAL PRACTICE	108	34%	28%	6%	66%	0%
04K	NHS NOTTINGHAM CITY CCG	C84072	WELLSPRING SURGERY	166	45%	35%	10%	55%	0%
04K	NHS NOTTINGHAM CITY CCG	C84078	HUCKNALL ROAD MEDICAL CTR	200	59%	42%	17%	42%	0%
04K	NHS NOTTINGHAM CITY CCG	C84081	JOHN RYLE MEDICAL CENTRE	87	23%	16%	7%	77%	0%
04K	NHS NOTTINGHAM CITY CCG	C84085	858 WOODBOROUGH ROAD	86	65%	45%	20%	35%	0%
04K	NHS NOTTINGHAM CITY CCG	C84091	ASPLEY MEDICAL CENTRE	95	34%	27%	6%	66%	0%
04K	NHS NOTTINGHAM CITY CCG	C84092	MEADOWS HEALTH CENTRE	33	61%	39%	21%	39%	0%
04K	NHS NOTTINGHAM CITY CCG	C84096	RADFORD HEALTH CENTRE	55	45%	31%	15%	55%	0%
04K	NHS NOTTINGHAM CITY CCG	C84103	THE FOREST PRACTICE	97	55%	36%	19%	45%	0%
04K	NHS NOTTINGHAM CITY CCG	C84104	GREENFIELDS MEDICAL CTR	26	65%	42%	23%	35%	0%
04K	NHS NOTTINGHAM CITY CCG	C84105	MARY POTTER HEALTH CENTRE	104	54%	41%	13%	46%	0%
04K	NHS NOTTINGHAM CITY CCG	C84116	MELBOURNE PARK MED.CTR.	96	36%	22%	15%	64%	0%
04K	NHS NOTTINGHAM CITY CCG	C84117	RADFORD HEALTH CENTRE	53	62%	47%	15%	38%	0%
04K	NHS NOTTINGHAM CITY CCG	C84122	WOLLATON PARK MEDICAL CENTRE	78	64%	42%	22%	36%	0%
04K	NHS NOTTINGHAM CITY CCG	C84129	THE SURGERY	75	53%	32%	21%	47%	0%
04K	NHS NOTTINGHAM CITY CCG	C84135	201 QUEENS BOWER ROAD	58	36%	22%	14%	64%	0%

Table 16 : Prevalence of breastfeeding at 6 to 8 weeks , by GP Practice, CCG, Area Team 2013/14 - Annual

Source: NHS England

Crown Copyright © 2014



Code	CCG Name	Code	GP Practice name	Number of Infant due a check	Percentage of infants being breastfed (Total or patial)	Percentage of infants totally Breastfed	Percentage of infants partially breastfed	Percentage infants not at all breastfed	Percentage infants with no known status
04K	NHS NOTTINGHAM CITY CCG	C84136	ST.LUKE'S SURGERY	38	63%		29%	34%	3%
04K	NHS NOTTINGHAM CITY CCG	C84138	SPRINGFIELD MEDICAL CTR	38	37%	*	26%	63%	0%
04K	NHS NOTTINGHAM CITY CCG	C84141	*DORMANT*OAKFIELD SURGERY	*	*	*	-	*	0%
04K	NHS NOTTINGHAM CITY CCG	C84144	MEADOWS HEALTH CENTRE	79	43%	30%	13%	56%	1%
04K	NHS NOTTINGHAM CITY CCG	C84145	ST MARYS HEALTH CENTRE	10	*	*	*	*	0%
04K	NHS NOTTINGHAM CITY CCG	C84151	THE MEDICAL CENTRE	39	51%	31%	21%	46%	3%
04K	NHS NOTTINGHAM CITY CCG	C84602	MALVERN HOUSE	20	55%	35%	*	45%	0%
04K	NHS NOTTINGHAM CITY CCG	C84619	TUDOR HOUSE MEDICAL PRACT	64	48%	25%	23%	52%	0%
04K	NHS NOTTINGHAM CITY CCG	C84628	SHERWOOD RISE SURGERY	101	56%	34%	23%	44%	0%
04K	NHS NOTTINGHAM CITY CCG	C84632	HARTLEY ROAD MEDICAL CTR.	37	68%	38%	30%	32%	0%
04K	NHS NOTTINGHAM CITY CCG	C84633	DR ALAWALE	18	78%	39%	39%	*	0%
04K	NHS NOTTINGHAM CITY CCG	C84635	WOLLATON VALE HEALTH CTR.	30	33%	23%	*	67%	0%
04K	NHS NOTTINGHAM CITY CCG	C84636	THE NIRNALA SURGERY	39	44%	33%	*	56%	0%
04K	NHS NOTTINGHAM CITY CCG	C84647	112 GRAYLANDS ROAD	13	*	*	*	77%	0%
04K	NHS NOTTINGHAM CITY CCG	C84650	635 WESTERN BOULEVARD	23	52%	26%	26%	48%	0%
04K	NHS NOTTINGHAM CITY CCG	C84664	WELBECK SURGERY	37	76%	65%	*	24%	0%
04K	NHS NOTTINGHAM CITY CCG	C84672	THE DALE SURGERY	88	40%	30%	10%	60%	0%
04K	NHS NOTTINGHAM CITY CCG	C84674	WILFORD GROVE SURGERY	35	63%	51%	*	37%	0%
04K	NHS NOTTINGHAM CITY CCG	C84676	GREENFIELDS MEDICAL CTR	37	54%	35%	19%	46%	0%
04K	NHS NOTTINGHAM CITY CCG	C84680	RHR MEDICAL CENTRE	47	32%	23%	*	68%	0%
04K	NHS NOTTINGHAM CITY CCG	C84682	SHERRINGTON PARK MED PRAC	53	75%	55%	21%	25%	0%
04K	NHS NOTTINGHAM CITY CCG	C84683	THE WINDMILL PRACTICE	100	48%	27%	21%	52%	0%
04K	NHS NOTTINGHAM CITY CCG	C84688	BILBOROUGH MEDICAL CENTRE	136	32%	18%	13%	68%	0%
04K	NHS NOTTINGHAM CITY CCG	C84691	HYSON GREEN (MARY POTTER)	185	69%	43%	25%	31%	0%
04K	NHS NOTTINGHAM CITY CCG	C84693	BAKERSFIELD MEDICAL CTR.	61	48%	26%	21%	52%	0%
04K	NHS NOTTINGHAM CITY CCG	C84694	LIME TREE SURGERY	53	30%	19%	11%	70%	0%
04K	NHS NOTTINGHAM CITY CCG	C84695	THE ALICE MEDICAL CENTRE	48	40%	31%	*	60%	0%
04K	NHS NOTTINGHAM CITY CCG	C84698	STRELLEY HEALTH CENTRE	47	34%	23%	*	66%	0%
04K	NHS NOTTINGHAM CITY CCG	C84704	BEECHDALE SURGERY	47	32%	19%	13%	68%	0%
04K	NHS NOTTINGHAM CITY CCG	C84706	NDU SURGERY	40	45%	35%	*	55%	0%
04K	NHS NOTTINGHAM CITY CCG	C84714	SUNRISE MEDICAL PRACTICE	11	*	*	*	64%	0%
04K	NHS NOTTINGHAM CITY CCG	C84717	RIVERLYN MEDICAL CENTRE	29	31%	31%	-	69%	0%
04K	NHS NOTTINGHAM CITY CCG	Y02847	NEMS CENTRE	73	60%	40%	21%	40%	0%
04K	NHS NOTTINGHAM CITY CCG	Y03124	GRANGE FARM MEDICAL CENTRE	31	42%	19%	23%	55%	3%
04K	NHS NOTTINGHAM CITY CCG	Y03363	SOUTHGLADE HEALTH CENTRE	31	39%	23%	*	61%	0%
04L	NHS NOTTINGHAM NORTH AND EAST CC	C84010	NETHERFIELD MEDICAL CTRE	158	36%	24%	12%	62%	2%
04L	NHS NOTTINGHAM NORTH AND EAST CC	C84026	STENHOUSE MEDICAL CENTRE	110	32%	22%	10%	64%	5%
04L	NHS NOTTINGHAM NORTH AND EAST CC	C84033	THE SURGERY	64	44%	31%	13%	56%	0%
04L	NHS NOTTINGHAM NORTH AND EAST CC	C84047	THE CALVERTON PRACTICE	76	51%	43%	8%	49%	0%
04L	NHS NOTTINGHAM NORTH AND EAST CC	C84053	TORKARD HILL MEDICAL CTRE	196	31%	22%	8%	66%	3%
04L	NHS NOTTINGHAM NORTH AND EAST CC	C84055	HIGHCROFT SURGERY	141	42%	28%	13%	55%	3%
04L	NHS NOTTINGHAM NORTH AND EAST CC	C84066	DAYBROOK HEALTH CENTRE	109	39%	27%	13%	61%	0%
04L	NHS NOTTINGHAM NORTH AND EAST CC	C84095	OAKENHALL MEDICAL PRACT	92	38%	25%	13%	62%	0%
04L	NHS NOTTINGHAM NORTH AND EAST CC	C84115	PLAINS VIEW SURGERY	60	52%	42%	10%	40%	8%
04L	NHS NOTTINGHAM NORTH AND EAST CC	C84124	WHYBURN MEDICAL PRACTICE	164	27%	18%	9%	70%	4%
04L	NHS NOTTINGHAM NORTH AND EAST CC	C84125	APPLE TREE MEDICAL PRACT	22	55%	27%	27%	41%	5%
04L	NHS NOTTINGHAM NORTH AND EAST CC	C84131	NEWTORPE MEDICAL CENTRE	76	33%	28%	*	64%	3%
04L	NHS NOTTINGHAM NORTH AND EAST CC	C84133	THE PEACOCK PRACTICE	57	26%	18%	*	74%	0%
04L	NHS NOTTINGHAM NORTH AND EAST CC	C84150	318 WESTDALE LANE	30	40%	27%	*	53%	7%
04L	NHS NOTTINGHAM NORTH AND EAST CC	C84612	THE WILLOWS MEDICAL CENTR	44	48%	32%	16%	52%	0%
04L	NHS NOTTINGHAM NORTH AND EAST CC	C84613	LOWDHAM MEDICAL CTR	16	69%	50%	*	*	0%
04L	NHS NOTTINGHAM NORTH AND EAST CC	C84646	THE IVY MEDICAL GROUP	20	50%	45%	*	50%	0%
04L	NHS NOTTINGHAM NORTH AND EAST CC	C84667	GILTBROOK SURGERY	50	42%	26%	16%	54%	4%
04L	NHS NOTTINGHAM NORTH AND EAST CC	C84696	WEST OAK SURGERY	53	55%	45%	*	45%	0%
04L	NHS NOTTINGHAM NORTH AND EAST CC	C84709	PARK HOUSE MEDICAL CENTRE	107	43%	34%	9%	53%	4%
04L	NHS NOTTINGHAM NORTH AND EAST CC	Y00026	THE OM SURGERY	21	43%	38%	*	57%	0%
04M	NHS NOTTINGHAM WEST CCG	C84002	THE CHURCH WALK SURGERY	113	28%	25%	*	68%	4%
04M	NHS NOTTINGHAM WEST CCG	C84003	WEST END SURGERY	50	58%	54%	*	38%	4%
04M	NHS NOTTINGHAM WEST CCG	C84030	THE OAKS MEDICAL CENTRE	96	73%	54%	19%	20%	7%
04M	NHS NOTTINGHAM WEST CCG	C84032	CHURCH STREET MEDICAL CTR	87	38%	36%	*	61%	1%
04M	NHS NOTTINGHAM WEST CCG	C84042	SAXON CROSS SURGERY	81	37%	30%	7%	63%	0%
04M	NHS NOTTINGHAM WEST CCG	C84065	ABBAY MEDICAL CENTRE	55	45%	40%	*	53%	2%
04M	NHS NOTTINGHAM WEST CCG	C84080	THE MANOR SURGERY	119	56%	51%	5%	43%	1%
04M	NHS NOTTINGHAM WEST CCG	C84107	THE LINDEN MEDICAL GROUP	95	53%	46%	6%	44%	3%
04M	NHS NOTTINGHAM WEST CCG	C84112	2 HANLEY AVENUE	27	67%	56%	*	33%	0%
04M	NHS NOTTINGHAM WEST CCG	C84120	THE VALLEY SURGERY	166	50%	37%	13%	43%	7%
04M	NHS NOTTINGHAM WEST CCG	C84624	THE SURGERY	57	35%	25%	11%	63%	2%
04M	NHS NOTTINGHAM WEST CCG	C84705	HICKINGS LANE MEDICAL CTR	74	34%	27%	*	65%	1%
04N	NHS RUSHCLIFFE CCG	C82040	ORCHARD SURGERY	55	44%	25%	18%	55%	2%
04N	NHS RUSHCLIFFE CCG	C84005	EAST LEAKE HEALTH CENTRE	120	61%	49%	12%	38%	1%

Table 16 : Prevalence of breastfeeding at 6 to 8 weeks , by GP Practice, CCG, Area Team 2013/14 - Annual

Source: NHS England

Crown Copyright © 2014



Code	CCG Name	Code	GP Practice name	Number of Infant due a check	Percentage of infants being breastfed (Total or patial)	Percentage of infants totally Breastfed	Percentage of infants partially breastfed	Percentage infants not at all breastfed	Percentage infants with no known status
04N	NHS RUSHCLIFFE CCG	C84017	THE HEALTH CENTRE	248	50%	38%	12%	47%	3%
04N	NHS RUSHCLIFFE CCG	C84025	EAST BRIDGFORD MED CENTRE	57	46%	32%	14%	49%	5%
04N	NHS RUSHCLIFFE CCG	C84028	THE RUDDINGTON MED CENTRE	76	57%	49%	8%	36%	8%
04N	NHS RUSHCLIFFE CCG	C84048	KEYWORTH HEALTH CENTRE	69	68%	52%	16%	30%	1%
04N	NHS RUSHCLIFFE CCG	C84082	*DORMANT*	*	-	-	-	*	0%
04N	NHS RUSHCLIFFE CCG	C84084	THE HEALTH CENTRE	84	67%	48%	19%	26%	7%
04N	NHS RUSHCLIFFE CCG	C84086	ST GEORGES MEDICAL PRACTICE	125	75%	57%	18%	22%	3%
04N	NHS RUSHCLIFFE CCG	C84090	MUSTERS ROAD MEDICAL PRAC	86	66%	48%	19%	34%	0%
04N	NHS RUSHCLIFFE CCG	C84146	TRENT BRIDGE MEDICAL PRACTICE	54	61%	46%	15%	39%	0%
04N	NHS RUSHCLIFFE CCG	C84149	178 MUSTERS ROAD	45	64%	53%	*	33%	2%
04N	NHS RUSHCLIFFE CCG	C84605	LUDLOW HILL SURGERY	43	65%	44%	21%	35%	0%
04N	NHS RUSHCLIFFE CCG	C84621	WEST BRIDGFORD HTH CLINIC	41	78%	61%	17%	20%	2%
04N	NHS RUSHCLIFFE CCG	C84666	COMPTON ACRES MEDICAL CTR	48	77%	65%	13%	23%	0%
04N	NHS RUSHCLIFFE CCG	C84703	THE GAMSTON MEDICAL CTR.	72	58%	51%	*	40%	1%
04R	NHS SOUTHERN DERBYSHIRE CCG	C81004	IVY GROVE SURGERY	109	47%	38%	9%	52%	1%
04R	NHS SOUTHERN DERBYSHIRE CCG	C81005	JESSOP MEDICAL PRACTICE	156	47%	37%	11%	51%	1%
04R	NHS SOUTHERN DERBYSHIRE CCG	C81009	WILSON STREET SURGERY	*	-	-	-	*	0%
04R	NHS SOUTHERN DERBYSHIRE CCG	C81017	THE ARTHUR MEDICAL CENTRE	90	48%	32%	16%	52%	0%
04R	NHS SOUTHERN DERBYSHIRE CCG	C81020	NEWHALL SURGERY	116	37%	29%	8%	61%	2%
04R	NHS SOUTHERN DERBYSHIRE CCG	C81027	SOMERCOTES MEDICAL CENTRE	68	53%	40%	13%	46%	1%
04R	NHS SOUTHERN DERBYSHIRE CCG	C81031	THE PARK SURGERY	95	46%	38%	8%	52%	2%
04R	NHS SOUTHERN DERBYSHIRE CCG	C81032	SWADLINCOTE SURGERY	126	48%	37%	12%	51%	1%
04R	NHS SOUTHERN DERBYSHIRE CCG	C81035	VILLAGE COMMUNITY MEDICAL CENTRE	*	-	-	-	*	0%
04R	NHS SOUTHERN DERBYSHIRE CCG	C81037	ASHBOURNE MEDICAL PRACTICE	67	49%	36%	13%	48%	3%
04R	NHS SOUTHERN DERBYSHIRE CCG	C81038	WHITEMOOR MEDICAL CTR	118	58%	40%	19%	41%	1%
04R	NHS SOUTHERN DERBYSHIRE CCG	C81040	PARK LANE SURGERY	*	*	*	*	-	0%
04R	NHS SOUTHERN DERBYSHIRE CCG	C81046	WEST HALLAM MEDICAL CTR.	33	70%	45%	24%	30%	0%
04R	NHS SOUTHERN DERBYSHIRE CCG	C81048	APPLETREE MEDICAL CENTRE	71	63%	42%	21%	35%	1%
04R	NHS SOUTHERN DERBYSHIRE CCG	C81049	THE KELVINGROVE MED. CTR.	87	46%	34%	11%	54%	0%
04R	NHS SOUTHERN DERBYSHIRE CCG	C81052	BROOKLYN MEDICAL PRACTICE	91	49%	36%	13%	51%	0%
04R	NHS SOUTHERN DERBYSHIRE CCG	C81053	PARKSIDE SURGERY	120	46%	33%	13%	53%	1%
04R	NHS SOUTHERN DERBYSHIRE CCG	C81057	THE SURGERY	44	68%	45%	23%	32%	0%
04R	NHS SOUTHERN DERBYSHIRE CCG	C81059	RIPLEY MEDICAL CENTRE	44	52%	39%	14%	45%	2%
04R	NHS SOUTHERN DERBYSHIRE CCG	C81060	THE SURGERY	83	39%	33%	*	60%	1%
04R	NHS SOUTHERN DERBYSHIRE CCG	C81062	HANNAGE BROOK MEDICAL CTR	42	60%	45%	14%	40%	0%
04R	NHS SOUTHERN DERBYSHIRE CCG	C81066	OVERDALE MEDICAL PRACTICE	*	*	*	*	-	0%
04R	NHS SOUTHERN DERBYSHIRE CCG	C81069	RIVERSDALE	130	56%	35%	21%	44%	0%
04R	NHS SOUTHERN DERBYSHIRE CCG	C81071	OSMASTON SURGERY	*	-	-	-	*	0%
04R	NHS SOUTHERN DERBYSHIRE CCG	C81073	MACKLIN STREET SURGERY	*	*	*	*	-	0%
04R	NHS SOUTHERN DERBYSHIRE CCG	C81075	BRAILSFORD MEDICAL CENTRE	26	65%	50%	*	35%	0%
04R	NHS SOUTHERN DERBYSHIRE CCG	C81079	LEABROOKS MEDICAL CENTRE	31	48%	29%	19%	52%	0%
04R	NHS SOUTHERN DERBYSHIRE CCG	C81086	THE SURGERY	60	60%	47%	13%	40%	0%
04R	NHS SOUTHERN DERBYSHIRE CCG	C81087	HAVEN MEDICAL CENTRE 690 OSMAS	*	-	-	-	-	100%
04R	NHS SOUTHERN DERBYSHIRE CCG	C81094	CRICH MEDICAL PRACTICE	67	72%	51%	21%	28%	0%
04R	NHS SOUTHERN DERBYSHIRE CCG	C81100	THE NEW PARKFIELD SURGERY	*	-	-	-	*	0%
04R	NHS SOUTHERN DERBYSHIRE CCG	C81104	THE SURGERY	12	50%	*	*	50%	0%
04R	NHS SOUTHERN DERBYSHIRE CCG	C81108	MELBOURNE HEALTHCARE CTR	*	*	*	*	-	0%
04R	NHS SOUTHERN DERBYSHIRE CCG	C81110	WELLBROOK MEDICALCENTRE	127	57%	39%	18%	43%	0%
04R	NHS SOUTHERN DERBYSHIRE CCG	C81114	GRESLEYDALE HEALTHCARE CTR.	172	46%	34%	12%	53%	1%
04R	NHS SOUTHERN DERBYSHIRE CCG	Y01812	HEARTWOOD MEDICAL PRACTICE	123	53%	35%	18%	46%	2%

Table 16 : Prevalence of breastfeeding at 6 to 8 weeks , by GP Practice, CCG, Area Team 2013/14 - Annual

Source: NHS England

Crown Copyright © 2014



Code	CCG Name	Code	GP Practice name	Number of Infant due a check	Percentage of infants being breastfed (Total or partial)	Percentage of infants totally Breastfed	Percentage of infants partially breastfed	Percentage infants not at all breastfed	Percentage infants with no known status
06H	NHS CAMBRIDGESHIRE AND PETERBORO	D81001	LENSFIELD MEDICAL PRAC.	82	73%	61%	12%	10%	17%
06H	NHS CAMBRIDGESHIRE AND PETERBORO	D81002	1 HUNTINGDON ROAD	108	72%	54%	19%	27%	1%
06H	NHS CAMBRIDGESHIRE AND PETERBORO	D81003	YORK STREET MED PRACT.	111	73%	47%	26%	22%	5%
06H	NHS CAMBRIDGESHIRE AND PETERBORO	D81004	ALCONBURY SURGERY	66	64%	45%	18%	35%	2%
06H	NHS CAMBRIDGESHIRE AND PETERBORO	D81005	NEWNHAM WALK SURGERY	53	83%	74%	*	11%	6%
06H	NHS CAMBRIDGESHIRE AND PETERBORO	D81006	NORTH STREET MED.PRACTICE	156	44%	31%	12%	52%	4%
06H	NHS CAMBRIDGESHIRE AND PETERBORO	D81007	PARK MEDICAL CENTRE	111	49%	34%	14%	48%	4%
06H	NHS CAMBRIDGESHIRE AND PETERBORO	D81008	NORTH BRINK PRACTICE	232	31%	19%	13%	65%	3%
06H	NHS CAMBRIDGESHIRE AND PETERBORO	D81009	SHELFORD HEALTH CENTRE	90	79%	66%	13%	13%	8%
06H	NHS CAMBRIDGESHIRE AND PETERBORO	D81010	PRIORY FIELDS SURGERY	139	47%	31%	16%	50%	3%
06H	NHS CAMBRIDGESHIRE AND PETERBORO	D81011	CLARKSON SURGERY	103	35%	23%	12%	63%	2%
06H	NHS CAMBRIDGESHIRE AND PETERBORO	D81012	CORNFORD HOUSE SURGERY	132	70%	49%	20%	22%	8%
06H	NHS CAMBRIDGESHIRE AND PETERBORO	D81013	TRUMPINGTON ST.MED.CTR.	80	85%	60%	25%	14%	1%
06H	NHS CAMBRIDGESHIRE AND PETERBORO	D81014	THE STAPLOE MEDICAL CTR.	208	54%	32%	22%	43%	3%
06H	NHS CAMBRIDGESHIRE AND PETERBORO	D81015	THE SURGERY	46	41%	30%	*	54%	4%
06H	NHS CAMBRIDGESHIRE AND PETERBORO	D81016	ARBURY ROAD SURGERY	155	63%	38%	25%	36%	1%
06H	NHS CAMBRIDGESHIRE AND PETERBORO	D81017	279-281 MILL ROAD	80	79%	58%	21%	20%	1%
06H	NHS CAMBRIDGESHIRE AND PETERBORO	D81018	ORCHARD SURGERY	75	63%	35%	28%	36%	1%
06H	NHS CAMBRIDGESHIRE AND PETERBORO	D81019	MINSTER MEDICAL PRACTICE	51	47%	35%	12%	47%	6%
06H	NHS CAMBRIDGESHIRE AND PETERBORO	D81020	NENE VALLEY MED.PRACT.	163	40%	33%	7%	58%	2%
06H	NHS CAMBRIDGESHIRE AND PETERBORO	D81021	ST GEORGE'S MEDICAL CTR	134	53%	40%	13%	42%	5%
06H	NHS CAMBRIDGESHIRE AND PETERBORO	D81022	THE MEDICAL CENTRE	80	46%	34%	13%	51%	3%
06H	NHS CAMBRIDGESHIRE AND PETERBORO	D81023	PASTON HEALTH CENTRE	197	39%	28%	11%	57%	4%
06H	NHS CAMBRIDGESHIRE AND PETERBORO	D81024	THOMAS WALKER SURGERY	67	42%	24%	18%	54%	4%
06H	NHS CAMBRIDGESHIRE AND PETERBORO	D81025	CHERRY HINTON MEDICAL CTR	120	56%	43%	13%	34%	10%
06H	NHS CAMBRIDGESHIRE AND PETERBORO	D81026	63 LINCOLN ROAD	119	45%	34%	12%	54%	1%
06H	NHS CAMBRIDGESHIRE AND PETERBORO	D81027	WELLSIDE SURGERY	71	49%	38%	11%	38%	13%
06H	NHS CAMBRIDGESHIRE AND PETERBORO	D81028	FIRS HOUSE SURGERY	117	68%	57%	10%	22%	10%
06H	NHS CAMBRIDGESHIRE AND PETERBORO	D81029	OLD FLETON SURGERY	162	41%	29%	12%	55%	4%
06H	NHS CAMBRIDGESHIRE AND PETERBORO	D81030	CROMWELL SURGERY	121	63%	45%	17%	36%	1%
06H	NHS CAMBRIDGESHIRE AND PETERBORO	D81031	YAXLEY GROUP PRACTICE	175	50%	41%	10%	50%	0%
06H	NHS CAMBRIDGESHIRE AND PETERBORO	D81032	EATON SOCON HEALTH CENTRE	130	49%	33%	16%	48%	3%
06H	NHS CAMBRIDGESHIRE AND PETERBORO	D81033	THE SURGERY	38	74%	53%	21%	26%	0%
06H	NHS CAMBRIDGESHIRE AND PETERBORO	D81034	ST.MARY'S SURGERY	155	65%	49%	16%	34%	1%
06H	NHS CAMBRIDGESHIRE AND PETERBORO	D81035	58 GREEN END	85	71%	48%	22%	27%	2%
06H	NHS CAMBRIDGESHIRE AND PETERBORO	D81036	PRIORS FIELD SURGERY	50	54%	40%	14%	42%	4%
06H	NHS CAMBRIDGESHIRE AND PETERBORO	D81037	THE SURGERY	41	73%	54%	20%	22%	5%
06H	NHS CAMBRIDGESHIRE AND PETERBORO	D81038	HUNTERS WAY	36	61%	53%	*	33%	6%
06H	NHS CAMBRIDGESHIRE AND PETERBORO	D81039	JENNER HEALTH CENTRE	74	49%	35%	14%	51%	0%
06H	NHS CAMBRIDGESHIRE AND PETERBORO	D81040	ST. MARY'S SURGERY	18	72%	50%	*	*	6%
06H	NHS CAMBRIDGESHIRE AND PETERBORO	D81041	THE SURGERY	48	63%	50%	13%	27%	10%
06H	NHS CAMBRIDGESHIRE AND PETERBORO	D81042	ROSALIND FRANKLIN HOUSE	64	59%	45%	14%	33%	8%
06H	NHS CAMBRIDGESHIRE AND PETERBORO	D81043	SAWSTON MEDICAL PRACTICE	141	67%	43%	24%	31%	2%
06H	NHS CAMBRIDGESHIRE AND PETERBORO	D81044	NUFFIELD ROAD MEDICAL CTR	188	59%	40%	18%	41%	1%
06H	NHS CAMBRIDGESHIRE AND PETERBORO	D81045	THE SURGERY	72	60%	54%	*	38%	3%
06H	NHS CAMBRIDGESHIRE AND PETERBORO	D81046	NEW QUEEN STREET SURGERY	210	44%	32%	12%	55%	0%
06H	NHS CAMBRIDGESHIRE AND PETERBORO	D81048	LINTON HEALTH CENTRE	92	62%	45%	17%	32%	7%
06H	NHS CAMBRIDGESHIRE AND PETERBORO	D81049	THE SPINNEY SURGERY	113	58%	35%	23%	40%	3%
06H	NHS CAMBRIDGESHIRE AND PETERBORO	D81050	CHARLES HICKS CENTRE	141	46%	35%	11%	48%	6%
06H	NHS CAMBRIDGESHIRE AND PETERBORO	D81051	THE BURWELL SURGERY	89	57%	38%	19%	43%	0%
06H	NHS CAMBRIDGESHIRE AND PETERBORO	D81052	THE CORNERSTONE PRACTICE	123	35%	28%	7%	63%	2%
06H	NHS CAMBRIDGESHIRE AND PETERBORO	D81053	BRETTON MEDICAL PRACTICE	175	37%	25%	12%	59%	4%
06H	NHS CAMBRIDGESHIRE AND PETERBORO	D81054	THE RED HOUSE SURGERY	159	80%	65%	14%	19%	1%
06H	NHS CAMBRIDGESHIRE AND PETERBORO	D81055	THE SURGERY	57	67%	51%	16%	30%	4%
06H	NHS CAMBRIDGESHIRE AND PETERBORO	D81056	THE PETERSFIELD MED.PRACT	69	87%	64%	23%	10%	3%
06H	NHS CAMBRIDGESHIRE AND PETERBORO	D81057	CEDAR HOUSE SURGERY	208	46%	32%	14%	52%	1%
06H	NHS CAMBRIDGESHIRE AND PETERBORO	D81058	THE SURGERY	53	70%	49%	21%	23%	8%
06H	NHS CAMBRIDGESHIRE AND PETERBORO	D81059	RAMSEY HEALTH CENTRE	69	41%	28%	13%	57%	3%
06H	NHS CAMBRIDGESHIRE AND PETERBORO	D81060	THE MOAT HOUSE SURGERY	73	30%	27%	*	63%	7%
06H	NHS CAMBRIDGESHIRE AND PETERBORO	D81061	GEORGE CLARE SURGERY	148	41%	32%	9%	58%	1%
06H	NHS CAMBRIDGESHIRE AND PETERBORO	D81062	THE SURGERY	73	62%	51%	11%	38%	0%
06H	NHS CAMBRIDGESHIRE AND PETERBORO	D81063	WESTGATE SURGERY	135	49%	33%	16%	47%	4%
06H	NHS CAMBRIDGESHIRE AND PETERBORO	D81064	MERCHEFORD HOUSE	50	40%	28%	12%	60%	0%
06H	NHS CAMBRIDGESHIRE AND PETERBORO	D81065	WELLAND MEDICAL PRACTICE	78	42%	27%	15%	55%	3%
06H	NHS CAMBRIDGESHIRE AND PETERBORO	D81066	THE QUEEN EDITH MED.PRACT	78	62%	33%	28%	21%	18%
06H	NHS CAMBRIDGESHIRE AND PETERBORO	D81070	WOODLANDS SURGERY	80	70%	55%	15%	18%	13%

Table 16 : Prevalence of breastfeeding at 6 to 8 weeks , by GP Practice, CCG, Area Team 2013/14 - Annual

Source: NHS England

Crown Copyright © 2014



Code	CCG Name	Code	GP Practice name	Number of Infant due a check	Percentage of infants being breastfed (Total or patial)	Percentage of infants totally Breastfed	Percentage of infants partially breastfed	Percentage infants not at all breastfed	Percentage infants with no known status
06H	NHS CAMBRIDGESHIRE AND PETERBORO	D81071	DODDINGTON MEDICAL CENTRE	41	37%	32%	*	63%	0%
06H	NHS CAMBRIDGESHIRE AND PETERBORO	D81073	WESTWOOD CLINIC	97	43%	31%	12%	52%	5%
06H	NHS CAMBRIDGESHIRE AND PETERBORO	D81074	NORTHCOTE HOUSE SURGERY	40	55%	23%	33%	45%	0%
06H	NHS CAMBRIDGESHIRE AND PETERBORO	D81078	MAPLE SURGERY	57	63%	51%	12%	33%	4%
06H	NHS CAMBRIDGESHIRE AND PETERBORO	D81081	THE SURGERY	19	37%	32%	*	53%	11%
06H	NHS CAMBRIDGESHIRE AND PETERBORO	D81082	ALMOND ROAD SURGERY	79	32%	25%	*	66%	3%
06H	NHS CAMBRIDGESHIRE AND PETERBORO	D81084	WILLINGHAM MEDICAL PRACT.	112	68%	49%	19%	31%	1%
06H	NHS CAMBRIDGESHIRE AND PETERBORO	D81085	THE SURGERY	71	58%	42%	15%	42%	0%
06H	NHS CAMBRIDGESHIRE AND PETERBORO	D81086	EAST BARNWELL HEALTH CTR	97	58%	36%	22%	37%	5%
06H	NHS CAMBRIDGESHIRE AND PETERBORO	D81087	RAINBOW SURGERY	50	44%	36%	*	50%	6%
06H	NHS CAMBRIDGESHIRE AND PETERBORO	D81602	COTTENHAM SURGERY	52	58%	48%	*	38%	4%
06H	NHS CAMBRIDGESHIRE AND PETERBORO	D81603	THE RIVERSIDE PRACTICE	86	30%	19%	12%	69%	1%
06H	NHS CAMBRIDGESHIRE AND PETERBORO	D81605	HUNTLY GROVE PRACTICE	22	*	*	*	77%	0%
06H	NHS CAMBRIDGESHIRE AND PETERBORO	D81606	THE ORCHARD SURGERY	53	45%	38%	*	55%	0%
06H	NHS CAMBRIDGESHIRE AND PETERBORO	D81607	THE SURGERY	23	78%	43%	35%	*	4%
06H	NHS CAMBRIDGESHIRE AND PETERBORO	D81611	THE SURGERY	20	*	*	*	85%	0%
06H	NHS CAMBRIDGESHIRE AND PETERBORO	D81612	MILTON SURGERY	54	81%	57%	24%	17%	2%
06H	NHS CAMBRIDGESHIRE AND PETERBORO	D81615	THORPE ROAD SURGERY	87	60%	47%	13%	39%	1%
06H	NHS CAMBRIDGESHIRE AND PETERBORO	D81616	THE SURGERY	57	44%	44%	-	54%	2%
06H	NHS CAMBRIDGESHIRE AND PETERBORO	D81618	AILSWORTH MEDICAL CENTRE	22	41%	36%	*	59%	0%
06H	NHS CAMBRIDGESHIRE AND PETERBORO	D81619	PARKHALL SURGERY	52	58%	44%	13%	40%	2%
06H	NHS CAMBRIDGESHIRE AND PETERBORO	D81620	PARNWELL MEDICAL CENTRE	32	41%	28%	*	59%	0%
06H	NHS CAMBRIDGESHIRE AND PETERBORO	D81622	TRINITY SURGERY	192	34%	26%	8%	58%	8%
06H	NHS CAMBRIDGESHIRE AND PETERBORO	D81623	THE OLD TEL EXCHANGE	23	70%	57%	*	30%	0%
06H	NHS CAMBRIDGESHIRE AND PETERBORO	D81624	DOGSTHORPE MEDICAL CENTRE	83	40%	24%	16%	60%	0%
06H	NHS CAMBRIDGESHIRE AND PETERBORO	D81625	THISTLEMOOR ROAD SURGERY	265	43%	26%	17%	52%	5%
06H	NHS CAMBRIDGESHIRE AND PETERBORO	D81629	ORTON MEDICAL PRACTICE	63	46%	27%	19%	52%	2%
06H	NHS CAMBRIDGESHIRE AND PETERBORO	D81630	HAMPTON HEALTH	174	48%	35%	13%	48%	4%
06H	NHS CAMBRIDGESHIRE AND PETERBORO	D81631	MILLFIELD MEDICAL CENTRE	227	48%	30%	19%	47%	4%
06H	NHS CAMBRIDGESHIRE AND PETERBORO	D81633	THE SURGERY	152	43%	30%	14%	54%	3%
06H	NHS CAMBRIDGESHIRE AND PETERBORO	D81637	MONKFIELD MEDICAL PRACTICE	176	65%	39%	26%	34%	2%
06H	NHS CAMBRIDGESHIRE AND PETERBORO	D81645	THE GRANGE MEDICAL CENTRE	41	46%	37%	*	54%	0%
06H	NHS CAMBRIDGESHIRE AND PETERBORO	E82011	MARKET HILL SURGERY	*	*	*	*	-	33%
06H	NHS CAMBRIDGESHIRE AND PETERBORO	K83017	WANSFORD SURGERY	78	44%	35%	9%	23%	33%
06H	NHS CAMBRIDGESHIRE AND PETERBORO	K83023	OUNDLE SURGERY	79	72%	66%	*	27%	1%
06H	NHS CAMBRIDGESHIRE AND PETERBORO	Y00185	THE LANTERN CENTRE	148	70%	54%	16%	30%	0%
06H	NHS CAMBRIDGESHIRE AND PETERBORO	Y00486	BOTOLPH BRIDGE	111	57%	41%	16%	43%	0%
06H	NHS CAMBRIDGESHIRE AND PETERBORO	Y02769	ST NEOTS HEALTH CENTRE	73	41%	26%	15%	47%	12%
06L	NHS IPSWICH AND EAST SUFFOLK CCG	D83001	CONSTABLE COUNTRY	*	*	*	-	*	0%
06L	NHS IPSWICH AND EAST SUFFOLK CCG	D83007	IXWORTH SURGERY	*	-	-	-	*	50%
06L	NHS IPSWICH AND EAST SUFFOLK CCG	D83008	BURLINGTON ROAD SURGERY	*	*	*	-	-	0%
06L	NHS IPSWICH AND EAST SUFFOLK CCG	D83017	COUNTRY PRACTICE	7	*	*	*	*	0%
06L	NHS IPSWICH AND EAST SUFFOLK CCG	D83024	IVRY ST MEDICAL PRACTICE	*	*	*	-	-	0%
06L	NHS IPSWICH AND EAST SUFFOLK CCG	D83028	THE SURGERY	*	-	-	-	-	100%
06L	NHS IPSWICH AND EAST SUFFOLK CCG	D83039	THE SURGERY	*	-	-	-	*	25%
06L	NHS IPSWICH AND EAST SUFFOLK CCG	D83043	THE HEALTH CENTRE	*	*	-	-	*	67%
06L	NHS IPSWICH AND EAST SUFFOLK CCG	D83044	STOWHEALTH	*	-	-	-	-	100%
06L	NHS IPSWICH AND EAST SUFFOLK CCG	D83049	7 LITTLE ST JOHN'S STREET	*	*	-	*	-	0%
06L	NHS IPSWICH AND EAST SUFFOLK CCG	D83051	DERBY ROAD SURGERY	*	-	-	-	*	0%
06L	NHS IPSWICH AND EAST SUFFOLK CCG	D83053	THE SURGERY	*	*	-	*	*	0%
06L	NHS IPSWICH AND EAST SUFFOLK CCG	D83057	FRAMFIELD HOUSE SURGERY	*	-	-	-	-	100%
06L	NHS IPSWICH AND EAST SUFFOLK CCG	D83058	THE NORWICH ROAD SURGERY	*	-	-	-	-	100%
06L	NHS IPSWICH AND EAST SUFFOLK CCG	D83069	FRESSINGFIELD MEDICAL CTR	*	*	*	*	-	0%
06L	NHS IPSWICH AND EAST SUFFOLK CCG	D83074	ORCHARD MEDICAL PRACTICE	*	*	*	-	-	0%
06L	NHS IPSWICH AND EAST SUFFOLK CCG	Y01794	RAVENWOOD	*	*	-	*	-	0%
06M	NHS GREAT YARMOUTH AND WAVENEY	D82003	CENTRAL SURGERY	98	45%	36%	9%	53%	2%
06M	NHS GREAT YARMOUTH AND WAVENEY	D82007	NEWTOWN SURGERY	105	40%	32%	8%	57%	3%
06M	NHS GREAT YARMOUTH AND WAVENEY	D82019	MILLWOOD SURGERY	80	43%	30%	13%	56%	1%
06M	NHS GREAT YARMOUTH AND WAVENEY	D82055	55 KING STREET	13	46%	*	*	54%	0%
06M	NHS GREAT YARMOUTH AND WAVENEY	D82058	COASTAL VILLAGES PRACTICE	91	48%	43%	*	46%	5%
06M	NHS GREAT YARMOUTH AND WAVENEY	D82067	THE PARK SURGERY	84	37%	31%	*	62%	1%
06M	NHS GREAT YARMOUTH AND WAVENEY	D82081	FALKLAND SURGERY	59	44%	37%	*	54%	2%
06M	NHS GREAT YARMOUTH AND WAVENEY	D82098	DR MALEKI	38	26%	21%	*	71%	3%
06M	NHS GREAT YARMOUTH AND WAVENEY	D82102	SOUTH QUAY SURGERY	58	29%	24%	*	71%	0%
06M	NHS GREAT YARMOUTH AND WAVENEY	D82600	THE SURGERY	11	*	*	*	*	9%
06M	NHS GREAT YARMOUTH AND WAVENEY	D82613	GORLESTON MEDICAL CENTRE	81	38%	33%	*	60%	1%

Table 16 : Prevalence of breastfeeding at 6 to 8 weeks , by GP Practice, CCG, Area Team 2013/14 - Annual

Source: NHS England

Crown Copyright © 2014



Code	CCG Name	Code	GP Practice name	Number of Infant due a check	Percentage of infants being breastfed (Total or partial)	Percentage of infants totally Breastfed	Percentage of infants partially breastfed	Percentage infants not at all breastfed	Percentage infants with no known status
06M	NHS GREAT YARMOUTH AND WAVENEY	D83002	THE SURGERY	138	31%	17%	14%	69%	0%
06M	NHS GREAT YARMOUTH AND WAVENEY	D83009	BECCLES MEDICAL CENTRE	134	51%	43%	8%	47%	1%
06M	NHS GREAT YARMOUTH AND WAVENEY	D83010	FIELD LANE SURGERY	34	38%	35%	*	62%	0%
06M	NHS GREAT YARMOUTH AND WAVENEY	D83011	THE SURGERY	79	54%	41%	14%	46%	0%
06M	NHS GREAT YARMOUTH AND WAVENEY	D83016	82 VICTORIA ROAD	71	32%	25%	*	66%	1%
06M	NHS GREAT YARMOUTH AND WAVENEY	D83022	SOUTHWOLD SURGERY	27	52%	37%	*	48%	0%
06M	NHS GREAT YARMOUTH AND WAVENEY	D83023	THE SURGERY	95	40%	19%	21%	59%	1%
06M	NHS GREAT YARMOUTH AND WAVENEY	D83030	KIRKLEY MILL HEALTH CENTRE	62	44%	27%	16%	56%	0%
06M	NHS GREAT YARMOUTH AND WAVENEY	D83034	BUNGAY MEDICAL CENTRE	72	60%	46%	14%	38%	3%
06M	NHS GREAT YARMOUTH AND WAVENEY	D83035	CUTLERS HILL SURGERY	57	61%	47%	14%	37%	2%
06M	NHS GREAT YARMOUTH AND WAVENEY	D83047	ROSEDALE SURGERY	99	42%	30%	12%	58%	0%
06M	NHS GREAT YARMOUTH AND WAVENEY	D83071	MARINE PARADE SURGERY	46	41%	35%	*	59%	0%
06M	NHS GREAT YARMOUTH AND WAVENEY	D83608	ANDAMAN SURGERY	56	41%	25%	16%	57%	2%
06M	NHS GREAT YARMOUTH AND WAVENEY	D83619	WESTWOOD SURGERY	16	*	*	*	69%	0%
06M	NHS GREAT YARMOUTH AND WAVENEY	Y00164	NELSON MEDICAL PRACTICE	74	32%	27%	*	66%	1%
06M	NHS GREAT YARMOUTH AND WAVENEY	Y02662	GREYFRIARS HEALTH CENTRE	63	33%	30%	*	65%	2%
06V	NHS NORTH NORFOLK CCG	D82001	THE HOLT MEDICAL PRACTICE	110	43%	33%	10%	46%	11%
06V	NHS NORTH NORFOLK CCG	D82004	THE SURGERY	120	34%	24%	10%	59%	7%
06V	NHS NORTH NORFOLK CCG	D82005	THE HEALTH CENTRE	48	50%	27%	23%	48%	2%
06V	NHS NORTH NORFOLK CCG	D82009	THE STAITHE SURGERY	69	42%	26%	16%	49%	9%
06V	NHS NORTH NORFOLK CCG	D82016	THE MARKET SURGERY	79	51%	41%	10%	46%	4%
06V	NHS NORTH NORFOLK CCG	D82025	HOVETON & WROXHAM MED CTR	55	55%	44%	11%	40%	5%
06V	NHS NORTH NORFOLK CCG	D82028	THE SURGERY	43	44%	33%	*	40%	16%
06V	NHS NORTH NORFOLK CCG	D82029	DRAYTON MEDICAL PRACTICE	126	48%	38%	10%	47%	5%
06V	NHS NORTH NORFOLK CCG	D82030	DRS PRICE PEARCE & COTTON	58	55%	47%	*	34%	10%
06V	NHS NORTH NORFOLK CCG	D82032	THE BRUNDALL MEDICAL CTR	70	66%	51%	14%	33%	1%
06V	NHS NORTH NORFOLK CCG	D82038	THE HEALTH CENTRE	29	31%	*	*	55%	14%
06V	NHS NORTH NORFOLK CCG	D82053	MUNDESLEY MEDICAL CENTRE	39	44%	21%	23%	49%	8%
06V	NHS NORTH NORFOLK CCG	D82054	FAKENHAM MEDICAL PRACTICE	110	43%	27%	15%	56%	1%
06V	NHS NORTH NORFOLK CCG	D82059	BIRCHWOOD SURGERY	111	44%	34%	10%	47%	9%
06V	NHS NORTH NORFOLK CCG	D82062	COLTISHALL SURGERY	77	55%	40%	14%	36%	9%
06V	NHS NORTH NORFOLK CCG	D82066	PASTON SURGERY	64	44%	36%	*	53%	3%
06V	NHS NORTH NORFOLK CCG	D82080	THE BLOFIELD SURGERY	61	61%	48%	13%	38%	2%
06V	NHS NORTH NORFOLK CCG	D82103	HORSFORD MEDICAL CENTRE	47	40%	30%	*	55%	4%
06V	NHS NORTH NORFOLK CCG	D82104	THE ACLE MEDICAL CENTRE	69	54%	49%	*	42%	4%
06V	NHS NORTH NORFOLK CCG	D82628	THE SURGERY	22	82%	55%	27%	*	5%
06W	NHS NORWICH CCG	D82008	ST STEPHEN'S GATE M/PRACT	151	62%	46%	15%	29%	9%
06W	NHS NORWICH CCG	D82011	CASTLE PATRNSHIP	207	51%	35%	16%	43%	7%
06W	NHS NORWICH CCG	D82012	THE MAGDALEN MEDICAL PRAC	168	45%	32%	14%	47%	8%
06W	NHS NORWICH CCG	D82013	OLD CATTON SURGERY	94	46%	33%	13%	50%	4%
06W	NHS NORWICH CCG	D82017	DR BARBER	150	43%	34%	9%	45%	12%
06W	NHS NORWICH CCG	D82018	HELLESODON MEDICAL PRACT.	80	38%	30%	8%	55%	8%
06W	NHS NORWICH CCG	D82024	THE TAVERHAM PARTNERSHIP	78	41%	33%	8%	47%	12%
06W	NHS NORWICH CCG	D82026	THE LAKENHAM SURGERY	85	52%	35%	16%	44%	5%
06W	NHS NORWICH CCG	D82040	ADELAIDE ST.HEALTH CENTRE	177	32%	25%	7%	62%	6%
06W	NHS NORWICH CCG	D82047	OAK STREET MEDICAL PRACT.	72	50%	39%	11%	46%	4%
06W	NHS NORWICH CCG	D82048	THORPEWOOD SURGERY	140	46%	40%	6%	47%	6%
06W	NHS NORWICH CCG	D82060	BACON ROAD MEDICAL CENTRE	62	34%	27%	*	56%	10%
06W	NHS NORWICH CCG	D82069	NEWMARKET ROAD SURGERY	55	80%	73%	*	13%	7%
06W	NHS NORWICH CCG	D82071	SPROWSTON-THORPE MEDICAL PARTNERSHIP	161	45%	34%	11%	46%	9%
06W	NHS NORWICH CCG	D82073	YARE VALLEY MEDICAL PRACT	96	46%	40%	6%	47%	7%
06W	NHS NORWICH CCG	D82076	LAWSON ROAD SURGERY	96	49%	39%	10%	47%	4%
06W	NHS NORWICH CCG	D82087	PROSPECT MEDICAL PRACTICE	94	44%	30%	14%	43%	14%
06W	NHS NORWICH CCG	D82088	THE MEDICAL CENTRE	72	72%	53%	19%	11%	17%
06W	NHS NORWICH CCG	D82096	THE SURGERY	131	34%	25%	8%	54%	12%
06W	NHS NORWICH CCG	D82106	WEST POTTERGATE HLTH.CTR.	48	67%	42%	25%	29%	4%
06W	NHS NORWICH CCG	D82620	THE HEALTH CENTRE	16	56%	*	*	*	13%
06W	NHS NORWICH CCG	D82632	OLD PALACE MEDICAL PRACT.	42	69%	48%	21%	29%	2%
06W	NHS NORWICH CCG	Y02751	TIMBER HILL HEALTH CENTRE	129	46%	31%	15%	40%	14%
06W	NHS NORWICH CCG	Y03595	BEECHCROFT SURGERY	25	*	*	-	60%	20%
06Y	NHS SOUTH NORFOLK CCG	D82002	GROVE SURGERY	188	31%	21%	10%	61%	9%
06Y	NHS SOUTH NORFOLK CCG	D82006	CHET VALLEY MEDICAL PRACTICE	69	54%	42%	12%	36%	10%
06Y	NHS SOUTH NORFOLK CCG	D82020	ORCHARD SURGERY	148	39%	29%	9%	55%	6%
06Y	NHS SOUTH NORFOLK CCG	D82022	THE HEALTH CENTRE	75	56%	40%	16%	31%	13%
06Y	NHS SOUTH NORFOLK CCG	D82023	ROUNDWELL MEDICAL CENTRE	204	45%	36%	9%	45%	10%
06Y	NHS SOUTH NORFOLK CCG	D82031	PARISH FIELDS PRACTICE	77	45%	32%	13%	43%	12%

Table 16 : Prevalence of breastfeeding at 6 to 8 weeks , by GP Practice, CCG, Area Team 2013/14 - Annual

Source: NHS England

Crown Copyright © 2014



Code	CCG Name	Code	GP Practice name	Number of Infant due a check	Percentage of infants being breastfed (Total or patial)	Percentage of infants totally Breastfed	Percentage of infants partially breastfed	Percentage infants not at all breastfed	Percentage infants with no known status
06Y	NHS SOUTH NORFOLK CCG	D82034	THE SURGERY	162	54%	39%	15%	42%	4%
06Y	NHS SOUTH NORFOLK CCG	D82036	OLD MILL SURGERY	56	50%	46%	*	41%	9%
06Y	NHS SOUTH NORFOLK CCG	D82037	LONG STRATTON MED P/SHIP	116	47%	33%	14%	41%	12%
06Y	NHS SOUTH NORFOLK CCG	D82039	THE SURGERY	69	52%	38%	14%	39%	9%
06Y	NHS SOUTH NORFOLK CCG	D82041	THE SURGERY	199	40%	30%	10%	50%	10%
06Y	NHS SOUTH NORFOLK CCG	D82042	KINGS RIDE SURGERY	75	57%	40%	17%	39%	4%
06Y	NHS SOUTH NORFOLK CCG	D82045	WYMONDHAM MEDICAL P/SHIP	150	56%	37%	19%	41%	3%
06Y	NHS SOUTH NORFOLK CCG	D82046	CHURCH HILL SURGERY	37	38%	22%	16%	43%	19%
06Y	NHS SOUTH NORFOLK CCG	D82050	THEATRE ROYAL SURGERY	91	37%	30%	8%	57%	5%
06Y	NHS SOUTH NORFOLK CCG	D82056	THE ELMHAM SURGERY	83	51%	41%	10%	45%	5%
06Y	NHS SOUTH NORFOLK CCG	D82063	WATTON MEDICAL PRACTICE	164	35%	29%	7%	59%	5%
06Y	NHS SOUTH NORFOLK CCG	D82064	HETHERSETT SURGERY	206	62%	51%	11%	30%	9%
06Y	NHS SOUTH NORFOLK CCG	D82078	HEATHGATE SURGERY	66	58%	52%	*	38%	5%
06Y	NHS SOUTH NORFOLK CCG	D82084	THE SURGERY	67	34%	27%	*	46%	19%
06Y	NHS SOUTH NORFOLK CCG	D82085	THE SURGERY	33	39%	33%	*	52%	9%
06Y	NHS SOUTH NORFOLK CCG	D82100	THE SURGERY	30	57%	40%	*	37%	7%
06Y	NHS SOUTH NORFOLK CCG	D82615	NEWTON FLOTMAN SURGERY	7	*	*	*	*	0%
06Y	NHS SOUTH NORFOLK CCG	D82624	WINDMILL SURGERY	52	62%	40%	21%	35%	4%
06Y	NHS SOUTH NORFOLK CCG	D82629	TOFTWOOD MEDICAL CENTRE	41	37%	27%	*	54%	10%
06Y	NHS SOUTH NORFOLK CCG	Y01690	SCHOOL LANE PMS PRACTICE	15	53%	47%	*	47%	0%
07J	NHS WEST NORFOLK CCG	D82010	GRIMSTON MEDICAL CENTRE	33	36%	27%	*	58%	6%
07J	NHS WEST NORFOLK CCG	D82015	THE BRIDGE STREET SURGERY	70	39%	23%	16%	53%	9%
07J	NHS WEST NORFOLK CCG	D82021	THE SURGERY	42	36%	24%	*	57%	7%
07J	NHS WEST NORFOLK CCG	D82027	HEACHAM GROUP SURGERY	43	35%	30%	*	53%	12%
07J	NHS WEST NORFOLK CCG	D82035	THE HEALTH CENTRE	100	26%	19%	7%	67%	7%
07J	NHS WEST NORFOLK CCG	D82043	WATLINGTON MEDICAL CENTRE	68	46%	34%	12%	53%	1%
07J	NHS WEST NORFOLK CCG	D82044	GAYTON RD HLTH & SURG CTR	240	33%	25%	8%	60%	7%
07J	NHS WEST NORFOLK CCG	D82049	THE HEALTH CENTRE	25	36%	28%	*	56%	8%
07J	NHS WEST NORFOLK CCG	D82051	ST JAMES' MEDICAL PRACT.	186	28%	22%	6%	65%	7%
07J	NHS WEST NORFOLK CCG	D82057	THE SURGERY	50	42%	34%	*	46%	12%
07J	NHS WEST NORFOLK CCG	D82065	MANOR FARM MEDICAL CENTRE	62	24%	13%	11%	63%	13%
07J	NHS WEST NORFOLK CCG	D82068	THE HOWDALE SURGERY	65	28%	20%	*	66%	6%
07J	NHS WEST NORFOLK CCG	D82070	THE SURGERY	63	43%	35%	*	56%	2%
07J	NHS WEST NORFOLK CCG	D82072	THE BURNHAMS SURGERY	33	48%	30%	18%	42%	9%
07J	NHS WEST NORFOLK CCG	D82079	THE SURGERY	60	45%	35%	10%	50%	5%
07J	NHS WEST NORFOLK CCG	D82086	THE SURGERY	80	20%	15%	*	70%	10%
07J	NHS WEST NORFOLK CCG	D82099	SOUTHGATES MED & SURG CTR	223	35%	27%	8%	57%	7%
07J	NHS WEST NORFOLK CCG	D82105	ST CLEMENT'S SURGERY	50	44%	30%	14%	50%	6%
07J	NHS WEST NORFOLK CCG	D82604	THE SURGERY	19	42%	*	*	58%	0%
07J	NHS WEST NORFOLK CCG	D82618	THE WOOTTONS SURGERY	42	33%	26%	*	60%	7%
07J	NHS WEST NORFOLK CCG	D82621	PLOWRIGHT SURGERY	60	20%	12%	*	62%	18%
07J	NHS WEST NORFOLK CCG	Y00297	DOWNHAM MARKET HEALTH CTR	59	44%	37%	*	47%	8%
07J	NHS WEST NORFOLK CCG	Y03222	ST JOHN'S SURGERY	43	16%	*	*	74%	9%
07K	NHS WEST SUFFOLK CCG	D83005	1 ANGEL HILL	*	-	-	-	-	100%
07K	NHS WEST SUFFOLK CCG	D83029	THE ROOKERY MED P/SHIP	*	-	-	-	-	100%
07K	NHS WEST SUFFOLK CCG	D83033	THE HEALTH CENTRE	*	-	-	-	*	67%
07K	NHS WEST SUFFOLK CCG	D83038	MOUNT FARM SURGERY	*	*	*	-	-	0%
07K	NHS WEST SUFFOLK CCG	D83040	VICTORIA SURGERY	*	-	-	-	-	100%
07K	NHS WEST SUFFOLK CCG	D83045	THE SURGERY	*	-	-	-	-	100%
07K	NHS WEST SUFFOLK CCG	D83060	HARDWICKE HOUSE	*	*	*	*	*	0%
07K	NHS WEST SUFFOLK CCG	D83075	SIAM SURGERY	*	-	-	-	*	0%
07K	NHS WEST SUFFOLK CCG	D83076	THE GUILDHALL SURGERY	6	100%	*	*	-	0%
07K	NHS WEST SUFFOLK CCG	D83078	WHITE HOUSE SURGERY	*	-	-	-	-	100%
07K	NHS WEST SUFFOLK CCG	D83610	THE SWAN SURGERY	*	*	*	-	-	50%
07K	NHS WEST SUFFOLK CCG	D83618	STOURVIEW MEDICAL CENTRE	*	-	-	-	*	0%

Table 16 : Prevalence of breastfeeding at 6 to 8 weeks , by GP Practice, CCG, Area Team 2013/14 - Annual

Source: NHS England

Crown Copyright © 2014



Code	CCG Name	Code	GP Practice name	Number of Infant due a check	Percentage of infants being breastfed (Total or patial)	Percentage of infants totally Breastfed	Percentage of infants partially breastfed	Percentage infants not at all breastfed	Percentage infants with no known status
06Q	NHS MID ESSEX CCG	F81011	KELVEDON & FEERING HTH CT	94	70%	38%	32%	30%	0%
06Q	NHS MID ESSEX CCG	F81014	ST. LAWRENCE SURGERY	335	70%	48%	21%	30%	0%
06Q	NHS MID ESSEX CCG	F81020	FRESHFORD MEDICAL PRACTICE	102	75%	43%	32%	23%	2%
06Q	NHS MID ESSEX CCG	F81022	LONGFIELD MEDICAL CENTRE	225	68%	50%	18%	32%	0%
06Q	NHS MID ESSEX CCG	F81024	THE SURGERY	105	69%	40%	29%	31%	0%
06Q	NHS MID ESSEX CCG	F81030	FERN HOUSE SURGERY	279	65%	44%	22%	34%	1%
06Q	NHS MID ESSEX CCG	F81035	158 GLOUCESTER AVENUE	170	69%	45%	24%	31%	1%
06Q	NHS MID ESSEX CCG	F81040	STOCK SURGERY	33	58%	24%	33%	39%	3%
06Q	NHS MID ESSEX CCG	F81057	WHITLEY HOUSE	254	75%	40%	35%	25%	0%
06Q	NHS MID ESSEX CCG	F81068	ELIZABETH COURTAULD SURG	283	70%	45%	26%	29%	0%
06Q	NHS MID ESSEX CCG	F81071	RIVERMEAD GATE MED.CTR.	230	72%	40%	33%	27%	1%
06Q	NHS MID ESSEX CCG	F81074	MELBOURNE HOUSE SURGERY	120	69%	44%	25%	29%	2%
06Q	NHS MID ESSEX CCG	F81076	THE SURGERY	59	73%	41%	32%	25%	2%
06Q	NHS MID ESSEX CCG	F81083	BEAUCHAMP HOUSE	244	72%	38%	34%	27%	0%
06Q	NHS MID ESSEX CCG	F81087	MOUNT CHAMBERS SURGERY	197	73%	47%	26%	27%	1%
06Q	NHS MID ESSEX CCG	F81098	THE WRITTLE SURGERY	147	72%	37%	35%	27%	1%
06Q	NHS MID ESSEX CCG	F81099	BLACKWATER MEDICAL CENTRE	225	69%	48%	20%	31%	0%
06Q	NHS MID ESSEX CCG	F81100	DANBURY MEDICAL CENTRE	138	75%	41%	35%	25%	0%
06Q	NHS MID ESSEX CCG	F81105	LITTLE WALTHAM SURGERY	327	69%	42%	28%	30%	1%
06Q	NHS MID ESSEX CCG	F81114	THE SURGERY	237	73%	47%	26%	27%	1%
06Q	NHS MID ESSEX CCG	F81117	SUTHERLAND LODGE SURGERY	221	73%	40%	33%	27%	0%
06Q	NHS MID ESSEX CCG	F81119	THE PUMP HOUSE SURGERY	102	66%	37%	28%	31%	3%
06Q	NHS MID ESSEX CCG	F81122	TENNYSON HOUSE SURGERY	177	67%	41%	26%	32%	1%
06Q	NHS MID ESSEX CCG	F81126	THE BURNHAM SURGERY	143	69%	50%	18%	31%	1%
06Q	NHS MID ESSEX CCG	F81127	27 HUMBER ROAD	169	70%	43%	27%	28%	2%
06Q	NHS MID ESSEX CCG	F81130	WILLIAM FISHER MED.CTR.	90	67%	50%	17%	33%	0%
06Q	NHS MID ESSEX CCG	F81132	BLANDFORD HOUSE	406	66%	45%	20%	34%	0%
06Q	NHS MID ESSEX CCG	F81138	HILTON HOUSE	52	65%	44%	21%	35%	0%
06Q	NHS MID ESSEX CCG	F81149	THE LAURELS SURGERY	228	68%	44%	24%	32%	0%
06Q	NHS MID ESSEX CCG	F81162	CASTLE HEDINGHAM SURGERY	28	82%	46%	36%	*	0%
06Q	NHS MID ESSEX CCG	F81170	KINGS WAY SURGERY	63	70%	44%	25%	30%	0%
06Q	NHS MID ESSEX CCG	F81173	THE SURGERY	175	64%	51%	13%	36%	0%
06Q	NHS MID ESSEX CCG	F81180	MOUNTBATTEN HOUSE	150	70%	38%	32%	29%	1%
06Q	NHS MID ESSEX CCG	F81183	THE TILLINGHAM MED CENTRE	32	63%	50%	*	38%	0%
06Q	NHS MID ESSEX CCG	F81185	THE PRACTICE	96	63%	43%	20%	38%	0%
06Q	NHS MID ESSEX CCG	F81193	WITHAM HEALTH CENTRE	120	64%	45%	19%	35%	1%
06Q	NHS MID ESSEX CCG	F81635	40 COLLINGWOOD ROAD	33	67%	48%	18%	33%	0%
06Q	NHS MID ESSEX CCG	F81665	CHELMER VILLAGE SURGERY	98	77%	42%	35%	23%	0%
06Q	NHS MID ESSEX CCG	F81674	WYNCROFT SURGERY	40	78%	43%	35%	23%	0%
06Q	NHS MID ESSEX CCG	F81683	BLYTH'S MEADOW SURGERY	264	63%	44%	19%	36%	0%
06Q	NHS MID ESSEX CCG	F81717	MAYLANDSEA MEDICAL CENTRE	19	63%	47%	*	37%	0%
06Q	NHS MID ESSEX CCG	F81721	THE SURGERY	105	65%	39%	26%	35%	0%
06Q	NHS MID ESSEX CCG	F81730	THE COGGESHALL SURGERY	64	83%	44%	39%	17%	0%
06Q	NHS MID ESSEX CCG	F81738	BRIMPTON HOUSE	30	77%	47%	30%	23%	0%
06Q	NHS MID ESSEX CCG	F81751	THE TRINITY MEDICAL PRACTICE	77	60%	47%	13%	40%	0%
06Q	NHS MID ESSEX CCG	Y00293	CASTLE SURGERY	46	76%	43%	33%	24%	0%
06Q	NHS MID ESSEX CCG	Y00589	THE GREENWOOD SURGERY	64	66%	45%	20%	31%	3%
06Q	NHS MID ESSEX CCG	Y02611	NORTH CHELMSFORD NHS HCC	68	71%	40%	31%	29%	0%
06T	NHS NORTH EAST ESSEX CCG	F81005	SHRUB END SURGERY	91	62%	46%	15%	38%	0%
06T	NHS NORTH EAST ESSEX CCG	F81012	THE SURGERY	54	67%	33%	33%	33%	0%
06T	NHS NORTH EAST ESSEX CCG	F81017	THE SURGERY	48	38%	29%	*	60%	2%
06T	NHS NORTH EAST ESSEX CCG	F81018	GREAT CLACTON SURGERY	53	34%	15%	19%	66%	0%
06T	NHS NORTH EAST ESSEX CCG	F81019	MAYFLOWER MEDICAL CENTRE	214	38%	25%	13%	62%	0%
06T	NHS NORTH EAST ESSEX CCG	F81021	THE HOLLIES	56	66%	54%	13%	34%	0%
06T	NHS NORTH EAST ESSEX CCG	F81026	STATION APPROACH SURGERY	57	46%	37%	*	54%	0%
06T	NHS NORTH EAST ESSEX CCG	F81028	SPRING LODGE	74	74%	54%	20%	26%	0%
06T	NHS NORTH EAST ESSEX CCG	F81037	EAST LYNNE MEDICAL CENTRE	100	30%	23%	7%	70%	0%
06T	NHS NORTH EAST ESSEX CCG	F81042	CASTLE GARDENS MED CENTRE	108	43%	26%	17%	57%	0%
06T	NHS NORTH EAST ESSEX CCG	F81044	THE SURGERY	44	75%	50%	25%	25%	0%
06T	NHS NORTH EAST ESSEX CCG	F81052	ST JAMES SURGERY	125	33%	21%	12%	67%	0%
06T	NHS NORTH EAST ESSEX CCG	F81067	AMBROSE AVE GRP PRACTICE	148	49%	33%	16%	51%	0%
06T	NHS NORTH EAST ESSEX CCG	F81069	84 WINSTREE ROAD	30	67%	40%	27%	33%	0%
06T	NHS NORTH EAST ESSEX CCG	F81079	PARSONS HEATH MEDICAL CTR	107	51%	37%	14%	49%	0%
06T	NHS NORTH EAST ESSEX CCG	F81091	THE EAST HILL SURGERY	112	53%	36%	17%	47%	0%
06T	NHS NORTH EAST ESSEX CCG	F81094	NORTH HILL SURGERY	113	65%	46%	19%	35%	0%
06T	NHS NORTH EAST ESSEX CCG	F81095	ABBEEY FIELD MEDICAL CENTRE	181	50%	34%	17%	49%	1%
06T	NHS NORTH EAST ESSEX CCG	F81109	LAYER ROAD SURGERY	144	47%	28%	19%	51%	1%
06T	NHS NORTH EAST ESSEX CCG	F81115	CREFFIELD MEDICAL CENTRE	117	61%	40%	21%	38%	1%
06T	NHS NORTH EAST ESSEX CCG	F81116	COLNE MEDICAL CENTRE	81	57%	38%	19%	43%	0%
06T	NHS NORTH EAST ESSEX CCG	F81129	WIMPOLE ROAD SURGERY	86	45%	28%	17%	55%	0%

Table 16 : Prevalence of breastfeeding at 6 to 8 weeks , by GP Practice, CCG, Area Team 2013/14 - Annual

Source: NHS England

Crown Copyright © 2014



Code	CCG Name	Code	GP Practice name	Number of Infant due a check	Percentage of infants being breastfed (Total or patial)	Percentage of infants totally Breastfed	Percentage of infants partially breastfed	Percentage infants not at all breastfed	Percentage infants with no known status
06T	NHS NORTH EAST ESSEX CCG	F81133	THE MEDICAL CENTRE	105	52%	32%	20%	47%	1%
06T	NHS NORTH EAST ESSEX CCG	F81141	ROWHEDGE SURGERY	37	65%	46%	19%	35%	0%
06T	NHS NORTH EAST ESSEX CCG	F81156	RANWORTH SURGERY	124	40%	28%	12%	60%	0%
06T	NHS NORTH EAST ESSEX CCG	F81157	THE FRINTON ROAD MED CTR	23	43%	35%	*	57%	0%
06T	NHS NORTH EAST ESSEX CCG	F81212	145-149 OLD ROAD	94	27%	10%	17%	73%	0%
06T	NHS NORTH EAST ESSEX CCG	F81213	THE SURGERY	51	63%	39%	24%	37%	0%
06T	NHS NORTH EAST ESSEX CCG	F81221	FRONKS RD FAMILY SURGERY	32	31%	19%	*	69%	0%
06T	NHS NORTH EAST ESSEX CCG	F81606	HAREWOOD	30	40%	27%	*	60%	0%
06T	NHS NORTH EAST ESSEX CCG	F81633	THE SURGERY	24	50%	29%	*	50%	0%
06T	NHS NORTH EAST ESSEX CCG	F81636	THE MILL ROAD SURGERY	186	65%	42%	23%	35%	0%
06T	NHS NORTH EAST ESSEX CCG	F81670	THE SURGERY	27	22%	*	*	78%	0%
06T	NHS NORTH EAST ESSEX CCG	F81672	PORTLAND MEDICAL PRACTICE	35	43%	20%	23%	57%	0%
06T	NHS NORTH EAST ESSEX CCG	F81679	HIGHWOODS SURGERY	72	60%	53%	*	40%	0%
06T	NHS NORTH EAST ESSEX CCG	F81681	GREEN ELMS HEALTH CENTRE	66	24%	12%	12%	76%	0%
06T	NHS NORTH EAST ESSEX CCG	F81716	TOLLGATE MEDICAL CENTRE	87	59%	41%	17%	40%	1%
06T	NHS NORTH EAST ESSEX CCG	F81736	64 MALTINGS GREEN ROAD	28	75%	50%	25%	25%	0%
06T	NHS NORTH EAST ESSEX CCG	F81741	UNITS 7-8	45	29%	20%	*	71%	0%
06T	NHS NORTH EAST ESSEX CCG	F81746	BLUEBELL SURGERY	63	59%	44%	14%	40%	2%
06T	NHS NORTH EAST ESSEX CCG	F81757	THE RIVERSIDE HEALTH CTR	47	64%	47%	17%	36%	0%
06T	NHS NORTH EAST ESSEX CCG	Y00484	THE HAWTHORN SURGERY	95	44%	27%	17%	54%	2%
06T	NHS NORTH EAST ESSEX CCG	Y02646	NORTH COLCHESTER H/C CTR	120	52%	32%	20%	48%	0%
07G	NHS THURROCK CCG	F81010	AVELEY MEDICAL CENTRE	131	38%	31%	7%	60%	2%
07G	NHS THURROCK CCG	F81082	THE RIGG-MILNER MED CTR	42	45%	31%	14%	43%	12%
07G	NHS THURROCK CCG	F81084	CHADWELL MEDICAL CENTRE	54	48%	41%	*	43%	9%
07G	NHS THURROCK CCG	F81088	271A SOUTHEND ROAD	17	*	*	*	65%	18%
07G	NHS THURROCK CCG	F81110	THE HEALTH CENTRE	26	35%	*	*	31%	35%
07G	NHS THURROCK CCG	F81113	CHAFFORD HUNDRED MED.CTR.	229	59%	44%	15%	39%	2%
07G	NHS THURROCK CCG	F81134	PEAR TREE SURGERY	69	58%	36%	22%	42%	0%
07G	NHS THURROCK CCG	F81137	THE SURGERY	77	40%	29%	12%	48%	12%
07G	NHS THURROCK CCG	F81153	HASSENGATE MEDICAL CENTRE	134	43%	34%	10%	55%	1%
07G	NHS THURROCK CCG	F81155	BALFOUR MEDICAL CENTRE	57	46%	32%	14%	53%	2%
07G	NHS THURROCK CCG	F81177	2 WHARF ROAD	32	44%	28%	*	44%	13%
07G	NHS THURROCK CCG	F81192	STIFFORD CLAYS HEALTH CTR	75	43%	28%	15%	47%	11%
07G	NHS THURROCK CCG	F81197	SANCTA MARIA MEDICAL CTR.	28	57%	39%	*	36%	7%
07G	NHS THURROCK CCG	F81198	THE SURGERY	15	60%	*	*	40%	0%
07G	NHS THURROCK CCG	F81206	ST.CHAD'S MEDICAL CENTRE	144	47%	28%	18%	53%	1%
07G	NHS THURROCK CCG	F81211	EAST THURROCK RD MED CTR	74	45%	26%	19%	53%	3%
07G	NHS THURROCK CCG	F81218	THE GRAYS SURGERY	24	42%	29%	*	58%	0%
07G	NHS THURROCK CCG	F81219	111 ORSETT ROAD	39	49%	41%	*	49%	3%
07G	NHS THURROCK CCG	F81623	THE SURGERY	30	40%	23%	*	60%	0%
07G	NHS THURROCK CCG	F81632	THE HEALTH CENTRE	56	41%	32%	*	54%	5%
07G	NHS THURROCK CCG	F81641	12 MILTON ROAD	34	47%	38%	*	53%	0%
07G	NHS THURROCK CCG	F81644	ASH TREE SURGERY	8	*	*	*	*	0%
07G	NHS THURROCK CCG	F81652	MEDIC HOUSE	48	27%	17%	*	48%	25%
07G	NHS THURROCK CCG	F81669	2 FORTIN PATH	84	48%	37%	11%	45%	7%
07G	NHS THURROCK CCG	F81691	EAST TILBURY HEALTH CTR	49	43%	24%	18%	53%	4%
07G	NHS THURROCK CCG	F81697	7 THE SORRELLS	30	23%	*	*	77%	0%
07G	NHS THURROCK CCG	F81698	DILIP SABNIS MED CTR PMS	36	50%	33%	17%	44%	6%
07G	NHS THURROCK CCG	F81708	SAI MEDICAL CENTRE	25	44%	28%	*	52%	4%
07G	NHS THURROCK CCG	F81719	DOCTORS SURGERY	33	33%	24%	*	55%	12%
07G	NHS THURROCK CCG	F81734	4 COMMONWEALTH HOUSE	9	*	*	*	*	11%
07G	NHS THURROCK CCG	F81742	ACORNS MEDICAL CENTRE	98	56%	41%	15%	42%	2%
07G	NHS THURROCK CCG	Y00033	PURFLEET CARE CENTRE	136	65%	46%	18%	33%	2%
07G	NHS THURROCK CCG	Y00999	ST. CLEMENTS HEALTH CENTRE	78	63%	45%	18%	37%	0%
07G	NHS THURROCK CCG	Y02807	GRAYS PRIMARY CARE CENTRE	206	61%	41%	19%	34%	5%
07H	NHS WEST ESSEX CCG	F81004	BROOMFIELDS SURGERY	84	49%	42%	7%	49%	2%
07H	NHS WEST ESSEX CCG	F81009	THE GOLD STREET SURGERY	115	60%	47%	13%	37%	3%
07H	NHS WEST ESSEX CCG	F81015	THE OLD RECTORY	67	51%	42%	9%	48%	1%
07H	NHS WEST ESSEX CCG	F81016	BARBARA CASTLE HEALTH CTR	51	41%	29%	12%	51%	8%
07H	NHS WEST ESSEX CCG	F81027	LISTER MEDICAL CENTRE	279	44%	31%	13%	51%	5%
07H	NHS WEST ESSEX CCG	F81034	THE SURGERY	74	59%	51%	8%	36%	4%
07H	NHS WEST ESSEX CCG	F81043	THE LIMES MEDICAL CENTRE	213	49%	38%	11%	44%	8%
07H	NHS WEST ESSEX CCG	F81047	KEATS HOUSE	111	32%	23%	8%	61%	7%
07H	NHS WEST ESSEX CCG	F81048	LOUGHTON HEALTH CENTRE	153	49%	33%	16%	48%	3%
07H	NHS WEST ESSEX CCG	F81049	ONGAR HEALTH CENTRE	118	45%	32%	13%	53%	3%
07H	NHS WEST ESSEX CCG	F81053	THE STANSTED SURGERY	126	64%	48%	17%	33%	2%
07H	NHS WEST ESSEX CCG	F81056	OLD HARLOW HEALTH CENTRE	92	52%	29%	23%	46%	2%
07H	NHS WEST ESSEX CCG	F81062	CHIGWELL MEDICAL CENTRE	100	46%	23%	23%	45%	9%
07H	NHS WEST ESSEX CCG	F81072	301-309 HIGH STREET	98	40%	32%	8%	52%	8%
07H	NHS WEST ESSEX CCG	F81078	CHURCH LANGLEY MED. CTR.	144	47%	35%	11%	51%	2%

Table 16 : Prevalence of breastfeeding at 6 to 8 weeks , by GP Practice, CCG, Area Team 2013/14 - Annual

Source: NHS England

Crown Copyright © 2014



Code	CCG Name	Code	GP Practice name	Number of Infant due a check	Percentage of infants being breastfed (Total or patial)	Percentage of infants totally Breastfed	Percentage of infants partially breastfed	Percentage infants not at all breastfed	Percentage infants with no known status
07H	NHS WEST ESSEX CCG	F81090	ANGEL LANE SURGERY	96	42%	31%	10%	56%	2%
07H	NHS WEST ESSEX CCG	F81106	THE ROSS PRACTICE	137	31%	20%	11%	66%	3%
07H	NHS WEST ESSEX CCG	F81111	ELSENHAM SURGERY	67	42%	34%	*	51%	7%
07H	NHS WEST ESSEX CCG	F81118	JOHN TASKER HOUSE	178	47%	33%	15%	51%	2%
07H	NHS WEST ESSEX CCG	F81120	NUFFIELD HOUSE	189	42%	29%	13%	53%	4%
07H	NHS WEST ESSEX CCG	F81131	THE SURGERY	68	51%	40%	12%	44%	4%
07H	NHS WEST ESSEX CCG	F81136	113 HIGH ROAD	49	51%	31%	20%	49%	0%
07H	NHS WEST ESSEX CCG	F81152	FOREST SURGERY	139	46%	37%	9%	49%	5%
07H	NHS WEST ESSEX CCG	F81165	18 PALMERSTON ROAD	42	55%	29%	26%	45%	0%
07H	NHS WEST ESSEX CCG	F81169	KINGS MEDICAL CENTRE	66	65%	48%	17%	33%	2%
07H	NHS WEST ESSEX CCG	F81172	TRAPS HILL SURGERY	104	42%	26%	16%	51%	7%
07H	NHS WEST ESSEX CCG	F81181	ADDISON HOUSE SURGERY	233	47%	35%	12%	50%	3%
07H	NHS WEST ESSEX CCG	F81184	THE SURGERY	27	30%	30%	-	63%	7%
07H	NHS WEST ESSEX CCG	F81195	THE SURGERY	11	73%	55%	*	*	0%
07H	NHS WEST ESSEX CCG	F81210	BOROUGH LANE SURGERY	60	75%	60%	15%	20%	5%
07H	NHS WEST ESSEX CCG	F81216	THE RIVER SURGERY	65	45%	32%	12%	48%	8%
07H	NHS WEST ESSEX CCG	F81608	KEYHEALTH MEDICAL CENTRE	112	41%	31%	10%	56%	3%
07H	NHS WEST ESSEX CCG	F81619	SYDENHAM HOUSE	28	43%	29%	*	57%	0%
07H	NHS WEST ESSEX CCG	F81725	17/18 MAYNARD COURT	33	33%	27%	*	61%	6%
07H	NHS WEST ESSEX CCG	F81728	THE ONGAR SURGERY	22	50%	*	27%	50%	0%
07H	NHS WEST ESSEX CCG	F81749	MARKET SQUARE SURGERY	94	36%	24%	12%	56%	7%
07H	NHS WEST ESSEX CCG	F81758	OSLER HOUSE SURGERY	28	36%	25%	*	61%	4%
07H	NHS WEST ESSEX CCG	Y00268	NAZEING VALLEY HEALTH CTR	30	37%	20%	*	63%	0%
99E	NHS BASILDON AND BRENTWOOD CCG	F81006	DR OGUNBIYI & PARTNERS	98	31%	21%	9%	66%	3%
99E	NHS BASILDON AND BRENTWOOD CCG	F81013	THE WESTERN ROAD SURGERY	96	55%	36%	19%	43%	2%
99E	NHS BASILDON AND BRENTWOOD CCG	F81023	BEECHWOOD SURGERY	153	35%	26%	9%	49%	16%
99E	NHS BASILDON AND BRENTWOOD CCG	F81025	KINGSWOOD MEDICAL CENTRE	110	41%	30%	11%	58%	1%
99E	NHS BASILDON AND BRENTWOOD CCG	F81029	93 THE KNARES	68	47%	25%	22%	43%	10%
99E	NHS BASILDON AND BRENTWOOD CCG	F81031	THE SURGERY	121	25%	17%	7%	58%	17%
99E	NHS BASILDON AND BRENTWOOD CCG	F81033	66 SWAN LANE	33	45%	33%	*	48%	6%
99E	NHS BASILDON AND BRENTWOOD CCG	F81036	ROBERT FREW MEDICAL CTR.	167	40%	31%	10%	59%	1%
99E	NHS BASILDON AND BRENTWOOD CCG	F81038	TILE HOUSE SURGERY	132	28%	23%	5%	36%	36%
99E	NHS BASILDON AND BRENTWOOD CCG	F81041	THE LONDON ROAD SURGERY	97	52%	29%	23%	44%	4%
99E	NHS BASILDON AND BRENTWOOD CCG	F81045	27 STOCK ROAD	22	64%	41%	*	32%	5%
99E	NHS BASILDON AND BRENTWOOD CCG	F81055	THE SURGERY	120	58%	38%	19%	40%	3%
99E	NHS BASILDON AND BRENTWOOD CCG	F81060	AEGIS MEDICAL CENTRE	55	33%	29%	*	60%	7%
99E	NHS BASILDON AND BRENTWOOD CCG	F81080	BILLERICAY HEALTH CENTRE	138	53%	38%	14%	38%	9%
99E	NHS BASILDON AND BRENTWOOD CCG	F81085	THE SURGERY	174	43%	30%	13%	49%	7%
99E	NHS BASILDON AND BRENTWOOD CCG	F81102	ROCKLEIGH COURT SURGERY	46	46%	28%	17%	20%	35%
99E	NHS BASILDON AND BRENTWOOD CCG	F81104	THE CHAPEL ST. SURGERY	46	41%	17%	24%	59%	0%
99E	NHS BASILDON AND BRENTWOOD CCG	F81108	LAINDON HEALTH CENTRE	169	23%	14%	9%	53%	24%
99E	NHS BASILDON AND BRENTWOOD CCG	F81150	49 BALLARDS WALK	98	32%	21%	10%	60%	8%
99E	NHS BASILDON AND BRENTWOOD CCG	F81151	DIPPLE MEDICAL CENTRE	60	13%	*	*	58%	28%
99E	NHS BASILDON AND BRENTWOOD CCG	F81158	DIPPLE MEDICAL CENTRE	50	14%	12%	*	80%	6%
99E	NHS BASILDON AND BRENTWOOD CCG	F81163	THE NEW FOLLY	51	41%	35%	*	37%	22%
99E	NHS BASILDON AND BRENTWOOD CCG	F81168	SOUTHVIEW PARK SURGERY	50	36%	24%	12%	44%	20%
99E	NHS BASILDON AND BRENTWOOD CCG	F81186	NORTHLANDS SURGERY	74	38%	26%	12%	53%	9%
99E	NHS BASILDON AND BRENTWOOD CCG	F81214	LAINDON HEALTH CENTRE	92	28%	20%	9%	61%	11%
99E	NHS BASILDON AND BRENTWOOD CCG	F81215	DEAL TREE HEALTH CENTRE	68	31%	16%	15%	63%	6%
99E	NHS BASILDON AND BRENTWOOD CCG	F81222	QUEENSPARK SURGERY	42	57%	40%	17%	33%	10%
99E	NHS BASILDON AND BRENTWOOD CCG	F81640	NORTHLANDS SURGERY	54	20%	17%	*	72%	7%
99E	NHS BASILDON AND BRENTWOOD CCG	F81645	6 RECTORY PARK DRIVE	45	31%	24%	*	60%	9%
99E	NHS BASILDON AND BRENTWOOD CCG	F81648	THE SURGERY	*	*	*	*	*	0%
99E	NHS BASILDON AND BRENTWOOD CCG	F81651	SOUTH GREEN SURGERY	28	25%	21%	*	57%	18%
99E	NHS BASILDON AND BRENTWOOD CCG	F81666	NOAK BRIDGE MEDICAL CTR.	45	36%	22%	13%	60%	4%
99E	NHS BASILDON AND BRENTWOOD CCG	F81707	FRYERNS MEDICAL CENTRE	38	32%	16%	16%	58%	11%
99E	NHS BASILDON AND BRENTWOOD CCG	F81710	DIPPLE MEDICAL CENTRE	46	15%	15%	-	50%	35%
99E	NHS BASILDON AND BRENTWOOD CCG	F81711	KNIGHTS SURGERY	15	*	*	*	87%	0%
99E	NHS BASILDON AND BRENTWOOD CCG	F81720	340 SOUTHEND ROAD	41	29%	20%	*	63%	7%
99E	NHS BASILDON AND BRENTWOOD CCG	F81729	THE SURGERY	60	17%	12%	*	77%	7%
99E	NHS BASILDON AND BRENTWOOD CCG	F81732	APPLEWOOD SURGERY	35	40%	23%	17%	51%	9%
99E	NHS BASILDON AND BRENTWOOD CCG	F81737	THE HIGHWOOD SURGERY	19	*	*	-	*	47%
99E	NHS BASILDON AND BRENTWOOD CCG	F81743	WICKFORD HEALTH CENTRE	63	29%	16%	13%	56%	16%
99E	NHS BASILDON AND BRENTWOOD CCG	F81756	THE SURGERY	45	33%	27%	*	51%	16%
99E	NHS BASILDON AND BRENTWOOD CCG	Y00469	DIPPLE MEDICAL CENTRE	81	25%	21%	*	52%	23%
99E	NHS BASILDON AND BRENTWOOD CCG	Y00758	DIPPLE MEDICAL CENTRE	21	33%	*	*	52%	14%
99E	NHS BASILDON AND BRENTWOOD CCG	Y03052	DR ADENAIKE & DR B SALAKO	120	54%	35%	19%	38%	8%
99F	NHS CASTLE POINT AND ROCHFORD CCG	F81001	91 RUSHBOTTOM LANE	92	28%	22%	7%	68%	3%
99F	NHS CASTLE POINT AND ROCHFORD CCG	F81007	SOUTHWELL HOUSE	136	34%	26%	8%	57%	10%
99F	NHS CASTLE POINT AND ROCHFORD CCG	F81032	THE SURGERY	14	*	*	-	79%	7%

Table 16 : Prevalence of breastfeeding at 6 to 8 weeks , by GP Practice, CCG, Area Team 2013/14 - Annual

Source: NHS England

Crown Copyright © 2014



Code	CCG Name	Code	GP Practice name	Number of Infant due a check	Percentage of infants being breastfed (Total or patial)	Percentage of infants totally Breastfed	Percentage of infants partially breastfed	Percentage infants not at all breastfed	Percentage infants with no known status
99F	NHS CASTLE POINT AND ROCHFORD CCG F81051		THE NEW HEALTH CENTRE	84	20%	7%	13%	71%	8%
99F	NHS CASTLE POINT AND ROCHFORD CCG F81061		RIVERSIDE MEDICAL CENTRE	55	44%	33%	11%	56%	0%
99F	NHS CASTLE POINT AND ROCHFORD CCG F81065		THE SURGERY	40	33%	30%	*	60%	8%
99F	NHS CASTLE POINT AND ROCHFORD CCG F81066		THE GREENSWARD SURGERY	30	33%	23%	*	57%	10%
99F	NHS CASTLE POINT AND ROCHFORD CCG F81070		GRAFTON SURGERY	65	20%	12%	*	74%	6%
99F	NHS CASTLE POINT AND ROCHFORD CCG F81075		THE HOLLIES	102	27%	23%	*	63%	10%
99F	NHS CASTLE POINT AND ROCHFORD CCG F81089		WAKERING MEDICAL CTR.	93	31%	23%	9%	54%	15%
99F	NHS CASTLE POINT AND ROCHFORD CCG F81096		OAKLANDS SURGERY	133	20%	14%	5%	71%	10%
99F	NHS CASTLE POINT AND ROCHFORD CCG F81101		ESSEX WAY SURGERY	43	42%	30%	*	53%	5%
99F	NHS CASTLE POINT AND ROCHFORD CCG F81123		AUDLEY MILLS SURGERY	227	42%	28%	15%	52%	5%
99F	NHS CASTLE POINT AND ROCHFORD CCG F81125		CHURCH VIEW SURGERY	126	42%	36%	6%	52%	6%
99F	NHS CASTLE POINT AND ROCHFORD CCG F81142		91 RUSHBOTTOM LANE	62	32%	16%	16%	60%	8%
99F	NHS CASTLE POINT AND ROCHFORD CCG F81205		THE SURGERY	46	15%	13%	*	83%	2%
99F	NHS CASTLE POINT AND ROCHFORD CCG F81618		HIGH ROAD FAMILY DOCTORS	58	36%	21%	16%	55%	9%
99F	NHS CASTLE POINT AND ROCHFORD CCG F81661		LEIGH BECK SURGERY	12	*	*	-	83%	8%
99F	NHS CASTLE POINT AND ROCHFORD CCG F81667		271 RAYLEIGH ROAD	30	27%	23%	*	60%	13%
99F	NHS CASTLE POINT AND ROCHFORD CCG F81675		THE PRACTICE	22	50%	50%	-	41%	9%
99F	NHS CASTLE POINT AND ROCHFORD CCG F81690		THE SURGERY	21	52%	38%	*	48%	0%
99F	NHS CASTLE POINT AND ROCHFORD CCG F81699		THE SURGERY	21	*	*	-	76%	5%
99F	NHS CASTLE POINT AND ROCHFORD CCG F81700		THE SURGERY	50	18%	14%	*	74%	8%
99F	NHS CASTLE POINT AND ROCHFORD CCG F81704		49 RAWRETH LANE	37	35%	24%	*	51%	14%
99F	NHS CASTLE POINT AND ROCHFORD CCG F81713		BENFLEET SURGERY	32	44%	28%	*	50%	6%
99F	NHS CASTLE POINT AND ROCHFORD CCG F81739		THE ISLAND SURGERY	29	*	*	-	79%	3%
99F	NHS CASTLE POINT AND ROCHFORD CCG F81740		THE ISLAND SURGERY	27	26%	*	*	59%	15%
99F	NHS CASTLE POINT AND ROCHFORD CCG Y00984		DR BAJEN AND DR BLASCO	119	33%	22%	11%	61%	6%
99G	NHS SOUTHEND CCG	F81003	CARNARVON MEDICAL CENTRE	37	35%	19%	16%	65%	0%
99G	NHS SOUTHEND CCG	F81046	KENT ELMS HEALTH CENTRE	41	20%	15%	*	78%	2%
99G	NHS SOUTHEND CCG	F81073	258 WESTBOROUGH ROAD	52	46%	31%	15%	46%	8%
99G	NHS SOUTHEND CCG	F81081	DR PELTA	324	32%	23%	10%	63%	5%
99G	NHS SOUTHEND CCG	F81086	27 SOUTHCHURCH BOULEVARD	91	46%	29%	18%	47%	7%
99G	NHS SOUTHEND CCG	F81092	3 PRINCE AVENUE	37	32%	24%	*	57%	11%
99G	NHS SOUTHEND CCG	F81097	THE VALKYRIE SURGERY	212	43%	29%	15%	50%	6%
99G	NHS SOUTHEND CCG	F81112	HIGHLANDS SURGERY	126	55%	37%	17%	37%	9%
99G	NHS SOUTHEND CCG	F81121	99 TYRONE ROAD	76	46%	38%	8%	43%	11%
99G	NHS SOUTHEND CCG	F81128	KENT ELMS HEALTH CENTRE	103	30%	21%	9%	63%	7%
99G	NHS SOUTHEND CCG	F81144	178 PALL MALL	271	54%	43%	11%	38%	7%
99G	NHS SOUTHEND CCG	F81147	CENTRAL SURGERY	38	45%	34%	*	53%	3%
99G	NHS SOUTHEND CCG	F81159	SOUTHEND MEDICAL CENTRE	67	46%	25%	21%	43%	10%
99G	NHS SOUTHEND CCG	F81164	WEST ROAD SURGERY	130	40%	32%	8%	54%	6%
99G	NHS SOUTHEND CCG	F81176	332 NORTH AVENUE	30	33%	20%	*	57%	10%
99G	NHS SOUTHEND CCG	F81200	9 BLENHEIM CHASE	28	29%	*	*	68%	4%
99G	NHS SOUTHEND CCG	F81207	48 ARGYLL ROAD	15	60%	47%	*	40%	0%
99G	NHS SOUTHEND CCG	F81209	SHAFTESBURY AVENUE SURGERY	26	42%	35%	*	38%	19%
99G	NHS SOUTHEND CCG	F81223	KENT ELMS HEALTH CENTRE.	32	19%	*	*	72%	9%
99G	NHS SOUTHEND CCG	F81613	SHOEBURY HEALTH CENTRE	80	38%	23%	15%	59%	4%
99G	NHS SOUTHEND CCG	F81622	101 WEST ROAD	30	*	*	*	77%	7%
99G	NHS SOUTHEND CCG	F81639	401 WESTBOROUGH ROAD	*	*	*	-	*	0%
99G	NHS SOUTHEND CCG	F81649	THE HEALTH CENTRE	41	24%	22%	*	71%	5%
99G	NHS SOUTHEND CCG	F81656	61 WARRIOR SQUARE	52	44%	23%	21%	52%	4%
99G	NHS SOUTHEND CCG	F81676	33 CRANLEIGH DRIVE	6	*	*	*	*	0%
99G	NHS SOUTHEND CCG	F81684	NORTH SHOEBURY SURGERY	63	14%	13%	*	78%	8%
99G	NHS SOUTHEND CCG	F81688	129 EAGLE WAY	37	35%	22%	*	57%	8%
99G	NHS SOUTHEND CCG	F81695	203 ELMSLEIGH DRIVE	12	*	*	-	58%	8%
99G	NHS SOUTHEND CCG	F81696	194 ELMSLEIGH DRIVE	9	*	*	-	67%	0%
99G	NHS SOUTHEND CCG	F81718	FAMILY HTH CARE	13	*	*	*	46%	15%
99G	NHS SOUTHEND CCG	F81724	NEW WESTBOROUGH SURGERY	43	49%	33%	16%	44%	7%
99G	NHS SOUTHEND CCG	F81733	314 SOUTHBOURNE GROVE	33	39%	33%	*	45%	15%
99G	NHS SOUTHEND CCG	F81744	SCOTT PARK SURGERY	30	40%	20%	20%	60%	0%
99G	NHS SOUTHEND CCG	Y02177	THE PRACTICE NORTHUMBERLAND AVENUE	94	34%	27%	7%	52%	14%
99G	NHS SOUTHEND CCG	Y02707	ST LUKE'S HEALTH CENTRE	121	34%	25%	9%	60%	7%

Table 16 : Prevalence of breastfeeding at 6 to 8 weeks , by GP Practice, CCG, Area Team 2013/14 - Annual

Source: NHS England
Crown Copyright © 2014



Code	CCG Name	Code	GP Practice name	Number of Infant due a check	Percentage of	Percentage of	Percentage of	Percentage	Percentage
					infants being breastfed (Total or patial)	infants totally Breastfed	infants partially breastfed	infants not at all breastfed	infants with no known status
03V	NHS CORBY CCG	K83002	THE LAKESIDE SURGERY	585	39%	30%	9%	55%	7%
03V	NHS CORBY CCG	K83059	WOODSEND MEDICAL CENTRE	128	30%	21%	9%	62%	9%
03V	NHS CORBY CCG	K83607	STUDFALL MEDICAL CENTRE	22	*	*	-	77%	9%
03V	NHS CORBY CCG	K83614	THE STUDFALL PARTNERSHIP	51	22%	14%	*	71%	8%
03V	NHS CORBY CCG	K83622	GREAT OAKLEY MEDICAL CTR.	158	45%	38%	7%	48%	7%
04F	NHS MILTON KEYNES CCG	K82003	WOLVERTON HEALTH CENTRE	244	40%	24%	16%	52%	8%
04F	NHS MILTON KEYNES CCG	K82009	THE HEALTH CENTRE	130	61%	40%	21%	35%	4%
04F	NHS MILTON KEYNES CCG	K82013	THE RED HOUSE SURGERY	155	41%	28%	12%	59%	1%
04F	NHS MILTON KEYNES CCG	K82015	PARKSIDE MEDICAL CENTRE	146	40%	25%	15%	45%	15%
04F	NHS MILTON KEYNES CCG	K82016	NEWPORT PAGNELL MED.CTR.	208	54%	36%	19%	46%	0%
04F	NHS MILTON KEYNES CCG	K82025	SOVEREIGN MEDICAL CENTRE	141	54%	26%	28%	40%	6%
04F	NHS MILTON KEYNES CCG	K82026	WHADDON MEDICAL CENTRE 25 WITHAM COURT	140	46%	26%	20%	39%	15%
04F	NHS MILTON KEYNES CCG	K82027	PURBECK HEALTH CENTRE	83	41%	19%	22%	52%	7%
04F	NHS MILTON KEYNES CCG	K82032	OAKRIDGE PARK MEDICAL CTR	211	44%	27%	17%	51%	5%
04F	NHS MILTON KEYNES CCG	K82039	THE SURGERY	136	53%	29%	24%	43%	4%
04F	NHS MILTON KEYNES CCG	K82050	WATER EATON HEALTH CENTRE	109	39%	24%	16%	57%	4%
04F	NHS MILTON KEYNES CCG	K82054	ASHFIELD MEDICAL CTR	200	52%	30%	22%	42%	7%
04F	NHS MILTON KEYNES CCG	K82057	COBBS GARDEN SURGERY	82	48%	32%	16%	49%	4%
04F	NHS MILTON KEYNES CCG	K82059	WESTFIELD ROAD SURGERY	75	40%	29%	11%	57%	3%
04F	NHS MILTON KEYNES CCG	K82060	NEATH HILL HEALTH CENTRE	58	59%	29%	29%	36%	5%
04F	NHS MILTON KEYNES CCG	K82062	DRAYTON ROAD SURGERY	41	39%	20%	20%	56%	5%
04F	NHS MILTON KEYNES CCG	K82064	FISHERMEAD MEDICAL CENTRE	110	58%	29%	29%	35%	6%
04F	NHS MILTON KEYNES CCG	K82065	CTRL.MILTON KEYNES MED.CT	267	63%	39%	24%	30%	7%
04F	NHS MILTON KEYNES CCG	K82067	HILLTOPS MEDICAL CENTRE	192	58%	36%	22%	38%	4%
04F	NHS MILTON KEYNES CCG	K82074	KINGFISHER SURGERY	53	45%	36%	*	55%	0%
04F	NHS MILTON KEYNES CCG	K82076	WATLING VALE MEDICAL CTR.	148	54%	32%	22%	46%	0%
04F	NHS MILTON KEYNES CCG	K82610	THE GROVE SURGERY	100	48%	24%	24%	43%	9%
04F	NHS MILTON KEYNES CCG	K82615	WALNUT TREE HEALTH CENTRE	140	53%	38%	15%	45%	2%
04F	NHS MILTON KEYNES CCG	K82616	*TO BE CONFIRMED DORMANT* WILLEN VILLAGE S	9	*	-	*	67%	22%
04F	NHS MILTON KEYNES CCG	K82617	THE STONEDEAN PRACTICE	92	55%	34%	22%	40%	4%
04F	NHS MILTON KEYNES CCG	K82631	MILTON KEYNES VILL SURG	198	60%	31%	28%	38%	2%
04F	NHS MILTON KEYNES CCG	K82633	WESTCROFT HEALTH CENTRE	238	56%	36%	21%	42%	1%
04F	NHS MILTON KEYNES CCG	Y02900	BROUGHTON HEALTH CENTRE	214	57%	34%	23%	41%	2%
04G	NHS NENE CCG	K83003	QUEENSVIEW MEDICAL CENTRE	95	43%	29%	14%	53%	4%
04G	NHS NENE CCG	K83004	BRACKLEY HEALTH CENTRE	36	44%	28%	17%	44%	11%
04G	NHS NENE CCG	K83005	QUEENSWAY MEDICAL CENTRE	157	37%	27%	10%	56%	7%
04G	NHS NENE CCG	K83006	HEADLANDS SURGERY	118	43%	35%	8%	50%	7%
04G	NHS NENE CCG	K83007	HARBOROUGH FIELD SURGERY	157	36%	23%	13%	60%	4%
04G	NHS NENE CCG	K83008	THE PINES SURGERY	81	44%	30%	15%	49%	6%
04G	NHS NENE CCG	K83009	MOULTON SURGERY	60	63%	57%	*	30%	7%
04G	NHS NENE CCG	K83010	DELAPRE MEDICAL CENTRE	237	40%	27%	12%	44%	16%
04G	NHS NENE CCG	K83011	REDWELL MEDICAL CENTRE	142	34%	23%	11%	56%	10%
04G	NHS NENE CCG	K83012	KING EDWARD ROAD SURGERY	144	60%	45%	15%	33%	8%
04G	NHS NENE CCG	K83013	ESKDAILL MEDICAL CENTRE	167	42%	32%	10%	50%	8%
04G	NHS NENE CCG	K83014	LEICESTER TCE H/CARE CTR.	185	42%	29%	14%	49%	9%
04G	NHS NENE CCG	K83015	DANETRE MEDICAL PRACTICE	148	36%	20%	16%	46%	18%
04G	NHS NENE CCG	K83018	SPRINGFIELD SURGERY	81	57%	36%	21%	28%	15%
04G	NHS NENE CCG	K83019	LONG BUCKBY SURGERY	47	43%	28%	15%	47%	11%
04G	NHS NENE CCG	K83020	RILLWOOD MEDICAL CENTRE	58	34%	19%	16%	50%	16%
04G	NHS NENE CCG	K83021	DESBOROUGH & ROTHWELL HEALTH CARE GRP	204	35%	27%	7%	60%	5%
04G	NHS NENE CCG	K83022	TOWCESTER MEDICAL CENTRE	66	53%	39%	14%	42%	5%
04G	NHS NENE CCG	K83024	RUSHDEN MEDICAL CENTRE	132	34%	20%	14%	62%	4%
04G	NHS NENE CCG	K83025	THE MOUNTS MEDICAL CENTRE	248	49%	28%	21%	45%	6%
04G	NHS NENE CCG	K83026	ALBANY HOUSE MEDICAL CTR.	252	42%	31%	11%	46%	12%
04G	NHS NENE CCG	K83027	LANGHAM PLACE SURGERY	133	40%	27%	13%	37%	23%
04G	NHS NENE CCG	K83028	SPINNEYBROOK MEDICAL CNTR	134	28%	22%	6%	49%	23%
04G	NHS NENE CCG	K83029	ABINGTON PARK SURGERY	151	49%	32%	17%	43%	8%
04G	NHS NENE CCG	K83030	THE COTTONS	100	43%	35%	8%	52%	5%
04G	NHS NENE CCG	K83031	BYFIELD MEDICAL CENTRE	68	41%	31%	10%	46%	13%
04G	NHS NENE CCG	K83032	ABBAY HOUSE SURGERY	264	35%	27%	8%	47%	18%
04G	NHS NENE CCG	K83033	WESTON FAVELL HEALTH CTR	39	44%	*	33%	51%	5%
04G	NHS NENE CCG	K83035	KINGSTHORPE MEDICAL CTR.	51	31%	20%	12%	55%	14%
04G	NHS NENE CCG	K83036	LINDEN AVENUE MEDICAL CTR	162	42%	28%	14%	49%	9%
04G	NHS NENE CCG	K83037	BURTON LATIMER HEALTH CTR	135	36%	27%	8%	59%	5%
04G	NHS NENE CCG	K83039	DRYLAND SURGERY	124	46%	35%	11%	50%	4%
04G	NHS NENE CCG	K83040	WOODVIEW MEDICAL CENTRE	146	33%	22%	11%	60%	7%
04G	NHS NENE CCG	K83041	ST LUKE'S PRIMARY CARE CENTRE	339	49%	35%	14%	39%	13%
04G	NHS NENE CCG	K83042	PARK AVENUE MEDICAL CTR.	115	48%	30%	17%	44%	8%
04G	NHS NENE CCG	K83043	ABINGTON HEALTH COMPLEX	170	35%	26%	9%	49%	16%
04G	NHS NENE CCG	K83044	PARKLANDS	133	31%	19%	12%	56%	13%
04G	NHS NENE CCG	K83047	ABBAY MEDICAL PRACTICE	202	44%	34%	10%	52%	4%
04G	NHS NENE CCG	K83048	BROOK MEDICAL CENTRE	92	25%	13%	12%	73%	2%
04G	NHS NENE CCG	K83049	WASHINGTON HOUSE SURGERY	75	45%	39%	*	28%	27%
04G	NHS NENE CCG	K83050	THE CRESCENT MEDICAL CTR.	32	47%	28%	19%	34%	19%
04G	NHS NENE CCG	K83051	WEAVERS MEDICAL CENTRE	212	34%	26%	8%	58%	8%
04G	NHS NENE CCG	K83052	PARK SLOPE SURGERY	230	54%	40%	14%	38%	8%
04G	NHS NENE CCG	K83053	THE SURGERY	29	45%	34%	*	34%	21%
04G	NHS NENE CCG	K83055	WOOTTON MEDICAL CENTRE	41	54%	34%	20%	41%	5%
04G	NHS NENE CCG	K83056	COUNTY SURGERY	45	47%	31%	16%	44%	9%
04G	NHS NENE CCG	K83058	CLARENCE AVENUE SURGERY	58	36%	28%	*	55%	9%
04G	NHS NENE CCG	K83064	GUILSBOROUGH SURGERY	88	39%	27%	11%	31%	31%
04G	NHS NENE CCG	K83065	THE NENE VALLEY SURGERY	54	48%	20%	28%	44%	7%

Table 16 : Prevalence of breastfeeding at 6 to 8 weeks , by GP Practice, CCG, Area Team 2013/14 - Annual

Source: NHS England

Crown Copyright © 2014



Code	CCG Name	Code	GP Practice name	Number of Infant due a check	Percentage of infants being breastfed (Total or patial)	Percentage of infants totally Breastfed	Percentage of infants partially breastfed	Percentage infants not at all breastfed	Percentage infants with no known status
04G	NHS NENE CCG	K83066	WEEDON SURGERY	106	37%	28%	8%	33%	30%
04G	NHS NENE CCG	K83068	DENTON VILLAGE SURGERY	52	56%	44%	12%	35%	10%
04G	NHS NENE CCG	K83069	MARSHALLS ROAD SURGERY	17	41%	*	*	53%	6%
04G	NHS NENE CCG	K83070	BUGBROOKE SURGERY	77	38%	30%	8%	48%	14%
04G	NHS NENE CCG	K83076	WESTON FAVELL HEALTH CTR	40	50%	*	38%	35%	15%
04G	NHS NENE CCG	K83077	GREENVIEW SURGERY	73	49%	38%	11%	44%	7%
04G	NHS NENE CCG	K83079	WOLLASTON SURGERY	44	48%	34%	14%	34%	18%
04G	NHS NENE CCG	K83080	HIGHAM FERRERS SURGERY	68	34%	22%	12%	59%	7%
04G	NHS NENE CCG	K83081	SUMMERLEE MEDICAL CENTRE	13	*	*	-	54%	15%
04G	NHS NENE CCG	K83601	EARLS BARTON MEDICAL CTR	55	51%	35%	16%	35%	15%
04G	NHS NENE CCG	K83610	DANES CAMP SURGERY	102	50%	32%	18%	38%	12%
04G	NHS NENE CCG	K83616	THE MEADOWS SURGERY	49	47%	33%	14%	47%	6%
04G	NHS NENE CCG	K83618	WESTON FAVELL HEALTH CTR.	104	44%	21%	23%	38%	17%
04G	NHS NENE CCG	K83619	PENVALE PARK MEDICAL CTR	55	53%	33%	20%	42%	5%
04G	NHS NENE CCG	K83620	THE BROOK HEALTH CTR	85	38%	27%	11%	40%	22%
04G	NHS NENE CCG	K83621	MAPLE ACCESS PARTNERSHIP LLP	101	55%	31%	25%	36%	9%
04G	NHS NENE CCG	K83625	MAWSLEY VILLAGE SURGERY	82	48%	30%	17%	48%	5%
04G	NHS NENE CCG	Y00028	KINGS HEATH HEALTH CARE CENTRE	129	38%	19%	19%	49%	13%
04G	NHS NENE CCG	Y00399	IRCHESTER SURGERY	47	19%	*	*	40%	40%
04G	NHS NENE CCG	Y01139	DR DATT A & PARTNERS	59	44%	24%	20%	49%	7%
06F	NHS BEDFORDSHIRE CCG	E81002	GREENSAND SURGERY	77	44%	30%	14%	56%	0%
06F	NHS BEDFORDSHIRE CCG	E81003	THE SURGERY	155	41%	29%	12%	57%	2%
06F	NHS BEDFORDSHIRE CCG	E81004	SALISBURY HOUSE SURGERY	140	42%	29%	14%	56%	2%
06F	NHS BEDFORDSHIRE CCG	E81007	HARROLD MEDICAL PRACTICE	28	71%	54%	*	25%	4%
06F	NHS BEDFORDSHIRE CCG	E81008	WHEATFIELD SURGERY	166	46%	31%	15%	52%	2%
06F	NHS BEDFORDSHIRE CCG	E81009	WEST STREET SURGERY	129	37%	29%	9%	60%	3%
06F	NHS BEDFORDSHIRE CCG	E81011	2 GOLDINGTON ROAD	126	52%	37%	15%	48%	1%
06F	NHS BEDFORDSHIRE CCG	E81012	GREENSANDS MEDICAL PRACT.	75	48%	37%	11%	52%	0%
06F	NHS BEDFORDSHIRE CCG	E81014	THE HEALTH CENTRE	122	39%	30%	9%	59%	2%
06F	NHS BEDFORDSHIRE CCG	E81015	THE SURGERY	159	38%	33%	6%	61%	1%
06F	NHS BEDFORDSHIRE CCG	E81017	PEMBERLEY SURGERY	102	51%	40%	11%	48%	1%
06F	NHS BEDFORDSHIRE CCG	E81019	LONDON ROAD HEALTH CENTRE	228	36%	25%	11%	63%	1%
06F	NHS BEDFORDSHIRE CCG	E81020	THE SURGERY	78	37%	24%	13%	58%	5%
06F	NHS BEDFORDSHIRE CCG	E81021	THE SURGERY	116	56%	33%	23%	42%	2%
06F	NHS BEDFORDSHIRE CCG	E81022	LARKSFIELD SURGERY	203	57%	39%	17%	43%	0%
06F	NHS BEDFORDSHIRE CCG	E81023	THE SURGERY	42	43%	29%	14%	57%	0%
06F	NHS BEDFORDSHIRE CCG	E81024	THE SURGERY	29	66%	45%	21%	28%	7%
06F	NHS BEDFORDSHIRE CCG	E81027	HOUGHTON REGIS MED.CTR.	109	33%	21%	12%	66%	1%
06F	NHS BEDFORDSHIRE CCG	E81029	PUTNOE MEDICAL CENTRE	130	57%	41%	16%	43%	0%
06F	NHS BEDFORDSHIRE CCG	E81030	SHAKESPEARE ROAD SURGERY	37	54%	22%	32%	46%	0%
06F	NHS BEDFORDSHIRE CCG	E81031	26 SILVER STREET	31	71%	55%	*	29%	0%
06F	NHS BEDFORDSHIRE CCG	E81033	DR CAKEBREAD AND PARTNERS	202	47%	40%	7%	51%	2%
06F	NHS BEDFORDSHIRE CCG	E81034	TODDINGTON MEDICAL CENTRE	43	47%	33%	14%	51%	2%
06F	NHS BEDFORDSHIRE CCG	E81035	SANDY HEALTH CENTRE	93	39%	22%	17%	57%	4%
06F	NHS BEDFORDSHIRE CCG	E81036	THE IVEL MEDICAL CENTRE	126	48%	37%	12%	51%	1%
06F	NHS BEDFORDSHIRE CCG	E81037	DE PARYS MEDICAL CENTRE	124	44%	33%	10%	56%	0%
06F	NHS BEDFORDSHIRE CCG	E81038	273 BEDFORD ROAD	151	43%	33%	10%	56%	1%
06F	NHS BEDFORDSHIRE CCG	E81043	CRANFIELD SURGERY	123	54%	45%	10%	46%	0%
06F	NHS BEDFORDSHIRE CCG	E81044	LEIGHTON ROAD SURGERY	220	54%	36%	17%	45%	2%
06F	NHS BEDFORDSHIRE CCG	E81045	KINGSBURY COURT SURGERY	78	37%	31%	*	62%	1%
06F	NHS BEDFORDSHIRE CCG	E81046	THE SURGERY	84	42%	32%	10%	54%	5%
06F	NHS BEDFORDSHIRE CCG	E81047	85 GOLDINGTON AVENUE	111	57%	42%	14%	42%	1%
06F	NHS BEDFORDSHIRE CCG	E81049	PRIORY MEDICAL PRACTICE	79	49%	38%	11%	49%	1%
06F	NHS BEDFORDSHIRE CCG	E81050	ASPLANDS MEDICAL CENTRE	94	62%	49%	13%	34%	4%
06F	NHS BEDFORDSHIRE CCG	E81052	KIRBY ROAD SURGERY	98	47%	35%	12%	53%	0%
06F	NHS BEDFORDSHIRE CCG	E81056	16 ST JOHN'S STREET	59	47%	29%	19%	53%	0%
06F	NHS BEDFORDSHIRE CCG	E81057	BIGGLESWADE HEALTH CENTRE	165	51%	39%	12%	49%	0%
06F	NHS BEDFORDSHIRE CCG	E81059	THE SURGERY	72	42%	38%	*	58%	0%
06F	NHS BEDFORDSHIRE CCG	E81060	THE SURGERY	52	42%	35%	*	56%	2%
06F	NHS BEDFORDSHIRE CCG	E81061	109 STATION ROAD	62	55%	40%	15%	45%	0%
06F	NHS BEDFORDSHIRE CCG	E81062	CLAPHAM ROAD SURGERY	52	44%	19%	25%	54%	2%
06F	NHS BEDFORDSHIRE CCG	E81069	CADDINGTON SURGERY	46	43%	30%	13%	48%	9%
06F	NHS BEDFORDSHIRE CCG	E81072	GROVEBURY ROAD SURGERY	109	35%	28%	7%	58%	7%
06F	NHS BEDFORDSHIRE CCG	E81074	HOUGHTON CLOSE SURGERY	96	50%	36%	14%	50%	0%
06F	NHS BEDFORDSHIRE CCG	E81077	THE HEALTH CENTRE	58	31%	22%	*	66%	3%
06F	NHS BEDFORDSHIRE CCG	E81611	ROTHSAY SURGERY	35	43%	26%	17%	54%	3%
06F	NHS BEDFORDSHIRE CCG	E81615	8 ASHBURNHAM ROAD	67	52%	34%	18%	43%	4%
06F	NHS BEDFORDSHIRE CCG	E81626	VICTORIA ROAD MEDICAL PRACTICE	96	49%	34%	15%	44%	7%
06F	NHS BEDFORDSHIRE CCG	E81635	EASTGATE SURGERY	26	27%	*	*	54%	19%
06F	NHS BEDFORDSHIRE CCG	E81636	INTRAHEALTH MEDICAL PRACTICE	35	31%	23%	*	69%	0%
06F	NHS BEDFORDSHIRE CCG	Y00260	ARLESEY MEDICAL CENTRE	58	45%	31%	14%	53%	2%
06F	NHS BEDFORDSHIRE CCG	Y00328	THE SURGERY	41	68%	61%	*	29%	2%
06F	NHS BEDFORDSHIRE CCG	Y00522	THE VILLAGE MEDICAL CTR	87	55%	32%	23%	45%	0%
06F	NHS BEDFORDSHIRE CCG	Y00560	WOOTTON VALE HEALTHY LIVING CENTRE	45	62%	42%	20%	36%	2%
06F	NHS BEDFORDSHIRE CCG	Y00561	SHORTSTOWN SURGERY	54	48%	35%	13%	50%	2%
06K	NHS EAST AND NORTH HERTFORDSHIRE	D81047	ASHWELL SURGERY	61	34%	25%	10%	20%	46%
06K	NHS EAST AND NORTH HERTFORDSHIRE	E82002	WRAFTON HOUSE SURGERY	138	45%	27%	18%	35%	20%
06K	NHS EAST AND NORTH HERTFORDSHIRE	E82005	THE HEALTH CENTRE	250	32%	24%	8%	53%	16%
06K	NHS EAST AND NORTH HERTFORDSHIRE	E82006	THE LIMES SURGERY	98	37%	23%	13%	51%	12%
06K	NHS EAST AND NORTH HERTFORDSHIRE	E82007	HANSCOMBE HOUSE SURGERY	109	51%	35%	17%	28%	20%
06K	NHS EAST AND NORTH HERTFORDSHIRE	E82008	THE SURGERY	98	42%	31%	11%	41%	17%
06K	NHS EAST AND NORTH HERTFORDSHIRE	E82018	LISTER HOUSE	182	31%	16%	15%	29%	40%

Table 16 : Prevalence of breastfeeding at 6 to 8 weeks , by GP Practice, CCG, Area Team 2013/14 - Annual

Source: NHS England

Crown Copyright © 2014



Code	CCG Name	Code	GP Practice name	Number of Infant due a check	Percentage of infants being breastfed (Total or patial)		Percentage of infants totally Breastfed	Percentage of infants partially breastfed	Percentage infants not at all breastfed		Percentage infants with no known status
06K	NHS EAST AND NORTH HERTFORDSHIRE	E82019	BRIDGE COTTAGE SURGERY	141	42%		28%	14%	18%		40%
06K	NHS EAST AND NORTH HERTFORDSHIRE	E82021	THE HEALTH CENTRE	43	14%		*	*	-		86%
06K	NHS EAST AND NORTH HERTFORDSHIRE	E82023	BURVILL HOUSE SURGERY	125	42%		24%	18%	22%		36%
06K	NHS EAST AND NORTH HERTFORDSHIRE	E82024	WALLACE HOUSE	145	23%		14%	9%	26%		52%
06K	NHS EAST AND NORTH HERTFORDSHIRE	E82035	THE SURGERY	132	33%		22%	11%	33%		33%
06K	NHS EAST AND NORTH HERTFORDSHIRE	E82038	THE HEALTH CENTRE	80	*		-	*	*		96%
06K	NHS EAST AND NORTH HERTFORDSHIRE	E82039	ST.NICHOLAS HEALTH CENTRE	176	36%		21%	15%	49%		14%
06K	NHS EAST AND NORTH HERTFORDSHIRE	E82040	110 PEARTREE LANE	284	42%		25%	17%	43%		15%
06K	NHS EAST AND NORTH HERTFORDSHIRE	E82041	185 KNIGHTSFIELD	102	37%		25%	13%	18%		45%
06K	NHS EAST AND NORTH HERTFORDSHIRE	E82042	ABBNEY ROAD SURGERY	106	30%		14%	16%	37%		33%
06K	NHS EAST AND NORTH HERTFORDSHIRE	E82044	THE PORTMILL SURGERY	131	51%		36%	15%	27%		22%
06K	NHS EAST AND NORTH HERTFORDSHIRE	E82053	COURTENAY HOUSE SURGERY	81	52%		37%	15%	26%		22%
06K	NHS EAST AND NORTH HERTFORDSHIRE	E82056	29 SHEPHALL WAY	102	40%		30%	10%	54%		6%
06K	NHS EAST AND NORTH HERTFORDSHIRE	E82057	77 WARE ROAD	79	32%		23%	9%	29%		39%
06K	NHS EAST AND NORTH HERTFORDSHIRE	E82058	POTTERELLS LODGE MED.CTR.	78	60%		35%	26%	27%		13%
06K	NHS EAST AND NORTH HERTFORDSHIRE	E82061	AMWELL STREET SURGERY	142	15%		12%	*	19%		66%
06K	NHS EAST AND NORTH HERTFORDSHIRE	E82062	HALL GROVE PRACTICE	160	58%		33%	25%	33%		9%
06K	NHS EAST AND NORTH HERTFORDSHIRE	E82063	THE MAPLES HEALTH CENTRE	169	-		-	-	*		99%
06K	NHS EAST AND NORTH HERTFORDSHIRE	E82067	THORLEY HEALTH CENTRE	182	34%		24%	10%	26%		40%
06K	NHS EAST AND NORTH HERTFORDSHIRE	E82074	SOUTH STREET SURGERY	211	*		*	-	*		99%
06K	NHS EAST AND NORTH HERTFORDSHIRE	E82075	THE SURGERY	168	27%		22%	5%	12%		61%
06K	NHS EAST AND NORTH HERTFORDSHIRE	E82079	WORMLEY MEDICAL CENTRE	107	29%		20%	9%	51%		20%
06K	NHS EAST AND NORTH HERTFORDSHIRE	E82080	ORFORD LODGE	134	60%		37%	22%	30%		10%
06K	NHS EAST AND NORTH HERTFORDSHIRE	E82081	CUFFLEY & GOFFS OAK MEDICAL PRACTICE	93	54%		26%	28%	33%		13%
06K	NHS EAST AND NORTH HERTFORDSHIRE	E82082	BIRCHWOOD SURGERY	158	37%		28%	8%	49%		15%
06K	NHS EAST AND NORTH HERTFORDSHIRE	E82086	HEALTH FIRST MED.GROUP	218	51%		36%	15%	44%		5%
06K	NHS EAST AND NORTH HERTFORDSHIRE	E82088	HAILEY VIEW SURGERY	99	29%		15%	14%	44%		26%
06K	NHS EAST AND NORTH HERTFORDSHIRE	E82089	265 CHELLS WAY	156	38%		19%	20%	48%		13%
06K	NHS EAST AND NORTH HERTFORDSHIRE	E82090	8 PARK LANE	92	38%		26%	12%	51%		11%
06K	NHS EAST AND NORTH HERTFORDSHIRE	E82092	THE SURGERY	139	40%		29%	11%	46%		14%
06K	NHS EAST AND NORTH HERTFORDSHIRE	E82093	BEDWELL MEDICAL CENTRE	135	10%		6%	4%	14%		76%
06K	NHS EAST AND NORTH HERTFORDSHIRE	E82099	THE SURGERY	144	47%		40%	7%	41%		13%
06K	NHS EAST AND NORTH HERTFORDSHIRE	E82100	THE CENTRAL SURGERY	150	*		*	-	*		96%
06K	NHS EAST AND NORTH HERTFORDSHIRE	E82102	CHURCH STREET SURGERY	107	43%		31%	12%	48%		9%
06K	NHS EAST AND NORTH HERTFORDSHIRE	E82104	THE SURGERY	55	45%		25%	20%	36%		18%
06K	NHS EAST AND NORTH HERTFORDSHIRE	E82109	CASTLEGATE SURGERY	94	29%		23%	*	45%		27%
06K	NHS EAST AND NORTH HERTFORDSHIRE	E82111	SYMONDS GREEN HEALTH CTR.	49	18%		14%	*	45%		37%
06K	NHS EAST AND NORTH HERTFORDSHIRE	E82115	STOCKWELL LODGE MED.CTR.	157	26%		14%	12%	48%		25%
06K	NHS EAST AND NORTH HERTFORDSHIRE	E82121	WATTON PLACE HOUSE	47	32%		28%	*	17%		51%
06K	NHS EAST AND NORTH HERTFORDSHIRE	E82123	WARDEN LODGE SURGERY	129	34%		20%	14%	28%		38%
06K	NHS EAST AND NORTH HERTFORDSHIRE	E82126	DR NS HANDYSIDES	21	48%		33%	*	29%		24%
06K	NHS EAST AND NORTH HERTFORDSHIRE	E82130	BUNTINGFORD MEDICAL CENTRE	56	14%		*	*	20%		66%
06K	NHS EAST AND NORTH HERTFORDSHIRE	E82133	HIGH STREET SURGERY	47	40%		19%	21%	40%		19%
06K	NHS EAST AND NORTH HERTFORDSHIRE	E82620	HAILEYBURY COLLEGE	*	-		-	-	-		100%
06K	NHS EAST AND NORTH HERTFORDSHIRE	E82624	CANTERBURY WAY SURGERY	47	36%		17%	19%	40%		23%
06K	NHS EAST AND NORTH HERTFORDSHIRE	E82626	60 HIGH STREET	28	39%		36%	*	43%		18%
06K	NHS EAST AND NORTH HERTFORDSHIRE	E82627	THE MALTINGS SURGERY	26	31%		23%	*	58%		12%
06K	NHS EAST AND NORTH HERTFORDSHIRE	E82638	STANHOPE SURGERY	103	26%		14%	13%	18%		55%
06K	NHS EAST AND NORTH HERTFORDSHIRE	E82641	MANOR HOUSE SURGERY	68	63%		21%	43%	26%		10%
06K	NHS EAST AND NORTH HERTFORDSHIRE	E82654	HIGH CROFT SURGERY	52	40%		31%	*	29%		31%
06K	NHS EAST AND NORTH HERTFORDSHIRE	E82661	GARDEN CITY SURGERY	112	39%		29%	10%	48%		13%
06N	NHS EAST AND NORTH HERTFORDSHIRE	Y02639	SPRING HOUSE MC	144	47%		34%	13%	31%		22%
06N	NHS HERTS VALLEYS CCG	E82001	ROTHSCHILD HOUSE SURGERY	216	30%		24%	6%	18%		52%
06N	NHS HERTS VALLEYS CCG	E82004	61 HATFIELD ROAD	56	41%		20%	21%	*		50%
06N	NHS HERTS VALLEYS CCG	E82009	LINCOLN HOUSE SURGERY	135	25%		15%	10%	21%		54%
06N	NHS HERTS VALLEYS CCG	E82012	FAIRBROOK MEDICAL CENTRE	207	36%		22%	14%	37%		27%
06N	NHS HERTS VALLEYS CCG	E82013	THE COACH HOUSE SURGERY	184	43%		24%	19%	23%		34%
06N	NHS HERTS VALLEYS CCG	E82014	THE LODGE SURGERY	199	25%		19%	7%	8%		67%
06N	NHS HERTS VALLEYS CCG	E82015	SUTHERGREY HOUSE MED CTR	160	46%		28%	18%	21%		34%
06N	NHS HERTS VALLEYS CCG	E82017	GARSTON MEDICAL CENTRE	158	34%		23%	10%	20%		47%
06N	NHS HERTS VALLEYS CCG	E82020	THE CONSULTING ROOMS	78	31%		17%	14%	42%		27%
06N	NHS HERTS VALLEYS CCG	E82022	FERNVILLE SURGERY	231	32%		19%	13%	40%		28%
06N	NHS HERTS VALLEYS CCG	E82025	35 RICKMANSWORTH ROAD	194	36%		19%	17%	20%		44%
06N	NHS HERTS VALLEYS CCG	E82027	PARKFIELD MEDICAL CENTRE	95	41%		25%	16%	35%		24%
06N	NHS HERTS VALLEYS CCG	E82028	MILTON HOUSE SURGERY	86	*		*	-	-		98%
06N	NHS HERTS VALLEYS CCG	E82031	THE MALTINGS SURGERY	290	39%		26%	13%	10%		51%
06N	NHS HERTS VALLEYS CCG	E82032	BENNETTS END SURGERY	222	22%		14%	8%	39%		39%
06N	NHS HERTS VALLEYS CCG	E82034	TUDOR SURGERY	78	*		*	*	*		88%
06N	NHS HERTS VALLEYS CCG	E82037	THE VILLAGE SURGERY	221	53%		43%	10%	14%		33%
06N	NHS HERTS VALLEYS CCG	E82043	SCHOPWICK SURGERY	128	25%		19%	6%	19%		56%
06N	NHS HERTS VALLEYS CCG	E82045	UPTON ROAD SURGERY	109	40%		16%	25%	24%		36%
06N	NHS HERTS VALLEYS CCG	E82046	VINE HOUSE HEALTH CENTRE	119	39%		25%	13%	39%		23%
06N	NHS HERTS VALLEYS CCG	E82048	THEOBALD MEDICAL CENTRE	95	*		*	-	*		98%
06N	NHS HERTS VALLEYS CCG	E82049	BALDWINS LANE SURGERY	37	-		-	-	*		97%
06N	NHS HERTS VALLEYS CCG	E82050	GROVE HILL MEDICAL CENTRE	56	*		*	-	*		96%
06N	NHS HERTS VALLEYS CCG	E82051	EVEREST HOUSE SURGERY	189	24%		17%	7%	34%		41%
06N	NHS HERTS VALLEYS CCG	E82054	THE CALLOWLAND SURGERY	228	37%		22%	15%	20%		43%
06N	NHS HERTS VALLEYS CCG	E82055	THE MIDWAY SURGERY	145	51%		37%	14%	21%		28%
06N	NHS HERTS VALLEYS CCG	E82059	GRANGE STREET SURGERY	136	49%		28%	21%	13%		38%
06N	NHS HERTS VALLEYS CCG	E82060	PARKBURY HOUSE	260	42%		30%	12%	9%		49%
06N	NHS HERTS VALLEYS CCG	E82064	CHORLEYWOOD HEALTH CENTRE	61	31%		21%	10%	13%		56%
06N	NHS HERTS VALLEYS CCG	E82066	HAVERFIELD SURGERY	36	58%		42%	17%	22%		19%

Table 16 : Prevalence of breastfeeding at 6 to 8 weeks , by GP Practice, CCG, Area Team 2013/14 - Annual

Source: NHS England

Crown Copyright © 2014



Code	CCG Name	Code	GP Practice name	Number of Infant due a check	Percentage of infants being breastfed (Total or patial)	Percentage of infants totally Breastfed	Percentage of infants partially breastfed	Percentage infants not at all breastfed	Percentage infants with no known status
06N	NHS HERTS VALLEYS CCG	E82068	GADE HOUSE SURGERY	116	53%	33%	20%	22%	25%
06N	NHS HERTS VALLEYS CCG	E82069	36 THE AVENUE	45	-	-	-	-	100%
06N	NHS HERTS VALLEYS CCG	E82070	WOODHALL FARM MEDICAL CTR	39	38%	31%	*	28%	33%
06N	NHS HERTS VALLEYS CCG	E82071	THE ELMS MEDICAL PRACTICE	167	21%	17%	4%	6%	73%
06N	NHS HERTS VALLEYS CCG	E82073	MANOR VIEW PRACTICE	158	35%	23%	13%	23%	41%
06N	NHS HERTS VALLEYS CCG	E82076	BOXWELL ROAD SURGERY	48	69%	40%	29%	13%	19%
06N	NHS HERTS VALLEYS CCG	E82077	DAVENPORT HOUSE	155	41%	30%	10%	16%	43%
06N	NHS HERTS VALLEYS CCG	E82078	HIGH VIEW SURGERY	85	35%	21%	14%	44%	21%
06N	NHS HERTS VALLEYS CCG	E82083	COLNE HOUSE	105	51%	43%	9%	29%	20%
06N	NHS HERTS VALLEYS CCG	E82084	HARVEY HOUSE SURGERY	176	32%	23%	9%	13%	56%
06N	NHS HERTS VALLEYS CCG	E82085	THE RED HOUSE	195	11%	5%	7%	16%	72%
06N	NHS HERTS VALLEYS CCG	E82091	PARKWOOD DRIVE SURGERY	205	37%	25%	11%	46%	18%
06N	NHS HERTS VALLEYS CCG	E82094	MANOR STREET SURGERY	127	59%	43%	17%	21%	20%
06N	NHS HERTS VALLEYS CCG	E82095	THE HEALTH CENTRE	93	54%	34%	19%	17%	29%
06N	NHS HERTS VALLEYS CCG	E82096	SHEEPCOT MEDICAL CENTRE	103	38%	22%	16%	37%	25%
06N	NHS HERTS VALLEYS CCG	E82098	ANNANDALE HOUSE	70	37%	24%	13%	36%	27%
06N	NHS HERTS VALLEYS CCG	E82105	ABBOTS WOOD MEDICAL CTR	53	36%	17%	19%	34%	30%
06N	NHS HERTS VALLEYS CCG	E82106	THE SURGERY	108	58%	40%	19%	23%	19%
06N	NHS HERTS VALLEYS CCG	E82107	THE LATTIMORE SURGERY	122	31%	21%	10%	19%	50%
06N	NHS HERTS VALLEYS CCG	E82113	COLNEY MEDICAL CENTRE	44	*	*	*	20%	68%
06N	NHS HERTS VALLEYS CCG	E82117	GROVE ROAD MEDICAL CENTRE	267	41%	27%	14%	36%	23%
06N	NHS HERTS VALLEYS CCG	E82124	ATTENBOROUGH SURGERY	164	46%	31%	15%	30%	24%
06N	NHS HERTS VALLEYS CCG	E82129	KINGS LANGLEY SURGERY	152	47%	37%	10%	22%	32%
06N	NHS HERTS VALLEYS CCG	E82131	THE NEW SURGERY	17	-	-	-	-	100%
06N	NHS HERTS VALLEYS CCG	E82603	CASSIO SURGERY - E82603	28	25%	*	*	25%	50%
06N	NHS HERTS VALLEYS CCG	E82613	CASSIO SURGERY - E82613	40	*	-	*	*	88%
06N	NHS HERTS VALLEYS CCG	E82630	CASSIO SURGERY	36	*	*	*	*	81%
06N	NHS HERTS VALLEYS CCG	E82640	HIGHFIELD SURGERY	53	-	-	-	-	100%
06N	NHS HERTS VALLEYS CCG	E82643	ARCHWAY SURGERY	20	45%	35%	*	*	35%
06N	NHS HERTS VALLEYS CCG	E82644	2 COLERIDGE CRESCENT	23	43%	30%	*	48%	9%
06N	NHS HERTS VALLEYS CCG	E82652	GOSSOMS END SURGERY	31	35%	*	23%	23%	42%
06N	NHS HERTS VALLEYS CCG	E82653	305 PRESTWICK ROAD	24	-	-	-	-	100%
06N	NHS HERTS VALLEYS CCG	E82655	SOUTH WEST HERTS HLTH CTR	36	19%	*	*	47%	33%
06N	NHS HERTS VALLEYS CCG	E82656	CASSIO SURGERY - E82656	29	-	-	*	-	97%
06N	NHS HERTS VALLEYS CCG	E82657	THE LITTLE BUSHEY SURGERY	63	*	*	-	*	94%
06N	NHS HERTS VALLEYS CCG	E82658	83B TOLPITS LANE	70	23%	13%	10%	*	70%
06N	NHS HERTS VALLEYS CCG	E82663	THE SURGERY	47	55%	28%	28%	21%	23%
06N	NHS HERTS VALLEYS CCG	Y01165	PATHFINDER PRACTICE	71	*	*	-	27%	69%
06N	NHS HERTS VALLEYS CCG	Y02638	WEST HERTS MC	28	21%	*	*	21%	57%
06P	NHS LUTON CCG	E81001	THE SURGERY	46	52%	37%	15%	46%	2%
06P	NHS LUTON CCG	E81005	BELL HOUSE MEDICAL CENTRE	122	66%	38%	28%	34%	1%
06P	NHS LUTON CCG	E81006	THE SURGERY	120	49%	33%	16%	51%	0%
06P	NHS LUTON CCG	E81010	LEAGRAVE SURGERY	114	61%	40%	21%	37%	2%
06P	NHS LUTON CCG	E81013	THE SURGERY	133	65%	47%	18%	32%	3%
06P	NHS LUTON CCG	E81016	LISTER HOUSE SURGERY	79	57%	33%	24%	41%	3%
06P	NHS LUTON CCG	E81018	WOODLAND AVENUE PRACTICE	170	52%	32%	20%	46%	2%
06P	NHS LUTON CCG	E81025	OAKLEY SURGERY	48	65%	42%	23%	31%	4%
06P	NHS LUTON CCG	E81026	CHURCHFIELD MEDICAL CTR	76	43%	34%	9%	53%	4%
06P	NHS LUTON CCG	E81028	THE BLENHEIM MEDICAL CENTRE	211	61%	30%	30%	37%	2%
06P	NHS LUTON CCG	E81032	LEA VALE MEDICAL GROUP	422	58%	37%	21%	40%	2%
06P	NHS LUTON CCG	E81040	SUNDON MEDICAL CENTRE	65	35%	29%	*	63%	2%
06P	NHS LUTON CCG	E81041	GARDENIA SURGERY	129	49%	34%	15%	43%	9%
06P	NHS LUTON CCG	E81048	BUTE HOUSE MEDICAL CENTRE	123	53%	32%	21%	46%	2%
06P	NHS LUTON CCG	E81054	SUNDON PARK HEALTH CENTRE	55	49%	31%	18%	49%	2%
06P	NHS LUTON CCG	E81063	CONWAY MEDICAL CENTRE	160	54%	27%	27%	45%	1%
06P	NHS LUTON CCG	E81064	BRAMINGHAM MEDICAL CENTRE	63	43%	32%	11%	56%	2%
06P	NHS LUTON CCG	E81065	3 MEDINA ROAD	115	59%	20%	39%	40%	1%
06P	NHS LUTON CCG	E81073	MEDICI PRACTICE	237	57%	41%	17%	41%	2%
06P	NHS LUTON CCG	E81075	DR ELLIS & PARTNERS	129	43%	29%	14%	55%	2%
06P	NHS LUTON CCG	E81076	PASTURES WAY SURGERY	64	56%	31%	25%	38%	6%
06P	NHS LUTON CCG	E81612	THE SURGERY	76	57%	28%	29%	41%	3%
06P	NHS LUTON CCG	E81617	49 ASHCROFT ROAD	55	49%	38%	11%	51%	0%
06P	NHS LUTON CCG	E81618	53 LEAGRAVE ROAD	26	65%	46%	*	35%	0%
06P	NHS LUTON CCG	E81631	2A MALZEARD ROAD	57	65%	21%	44%	35%	0%
06P	NHS LUTON CCG	E81632	WHITEHORSE VALE	78	49%	31%	18%	50%	1%
06P	NHS LUTON CCG	E81633	NEVILLE ROAD SURGERY	40	68%	38%	30%	30%	3%
06P	NHS LUTON CCG	Y02332	KINGSWAY HEALTH CENTRE	157	58%	27%	31%	41%	1%
06P	NHS LUTON CCG	Y02463	TOWN CTR SURGERY (L H SOLUTIONS)	136	66%	49%	18%	31%	3%
06P	NHS LUTON CCG	Y02464	THE MOAKES	67	54%	25%	28%	43%	3%
06P	NHS LUTON CCG	Y02477	WHIPPERLEY MEDICAL CTR (N H SOLUTIONS)	50	64%	30%	34%	36%	0%

Table 16 : Prevalence of breastfeeding at 6 to 8 weeks , by GP Practice, CCG, Area Team 2013/14 - Annual

Source: NHS England
Crown Copyright © 2014

Code	CCG Name	Code	GP Practice name	Number of Infant due a check	Percentage of infants being breastfed (Total or partial)	Percentage of infants totally Breastfed	Percentage of infants partially breastfed	Percentage infants not at all breastfed	Percentage infants with no known status
03T	NHS LINCOLNSHIRE EAST CCG	C83004	THE SURGERY	126	37%	28%	10%	62%	1%
03T	NHS LINCOLNSHIRE EAST CCG	C83005	SPILSBY SURGERY	47	40%	26%	15%	55%	4%
03T	NHS LINCOLNSHIRE EAST CCG	C83006	KIDGATE SURGERY	34	41%	29%	*	59%	0%
03T	NHS LINCOLNSHIRE EAST CCG	C83010	PARKSIDE SURGERY	174	41%	29%	12%	55%	3%
03T	NHS LINCOLNSHIRE EAST CCG	C83015	SWINESHEAD MEDICAL GRP	71	42%	24%	18%	54%	4%
03T	NHS LINCOLNSHIRE EAST CCG	C83019	BEACON MEDICAL PRACTICE	228	18%	13%	5%	71%	11%
03T	NHS LINCOLNSHIRE EAST CCG	C83021	THE SURGERY	16	*	*	-	88%	6%
03T	NHS LINCOLNSHIRE EAST CCG	C83027	THE OLD VICARAGE	69	46%	38%	9%	52%	1%
03T	NHS LINCOLNSHIRE EAST CCG	C83028	HOLBEACH MEDICAL CENTRE	67	33%	22%	10%	64%	3%
03T	NHS LINCOLNSHIRE EAST CCG	C83032	MERTON LODGE	54	31%	28%	*	67%	2%
03T	NHS LINCOLNSHIRE EAST CCG	C83042	MARSH MEDICAL PRACTICE	36	39%	28%	*	58%	3%
03T	NHS LINCOLNSHIRE EAST CCG	C83043	THE SURGERY	75	43%	33%	9%	55%	3%
03T	NHS LINCOLNSHIRE EAST CCG	C83045	HAWTHORN MEDICAL PRACTICE	118	15%	12%	*	77%	8%
03T	NHS LINCOLNSHIRE EAST CCG	C83047	WESTSIDE SURGERY	120	38%	30%	8%	58%	5%
03T	NHS LINCOLNSHIRE EAST CCG	C83049	THE MEDICAL CENTRE	42	43%	29%	14%	52%	5%
03T	NHS LINCOLNSHIRE EAST CCG	C83055	THE SURGERY	38	39%	34%	*	58%	3%
03T	NHS LINCOLNSHIRE EAST CCG	C83056	NEWMARKET MED/PRACTICE	119	36%	29%	8%	64%	0%
03T	NHS LINCOLNSHIRE EAST CCG	C83057	THE KIRTON MEDICAL CENTRE	69	32%	23%	9%	65%	3%
03T	NHS LINCOLNSHIRE EAST CCG	C83059	GREYFRIARS SURGERY	140	29%	22%	7%	66%	4%
03T	NHS LINCOLNSHIRE EAST CCG	C83060	STUART HOUSE SURGERY	94	33%	26%	7%	63%	4%
03T	NHS LINCOLNSHIRE EAST CCG	C83061	THE SURGERY	67	48%	39%	9%	52%	0%
03T	NHS LINCOLNSHIRE EAST CCG	C83064	MARISCO MEDICAL PRACTICE	96	19%	14%	*	80%	1%
03T	NHS LINCOLNSHIRE EAST CCG	C83083	THE NEW CONINGSBY SURGERY	120	33%	25%	8%	65%	2%
03T	NHS LINCOLNSHIRE EAST CCG	C83085	JAMES STREET FAMILY PRACT	100	34%	31%	*	65%	1%
03T	NHS LINCOLNSHIRE EAST CCG	C83605	THE WOLDS PRACTICE	10	*	*	*	*	0%
03T	NHS LINCOLNSHIRE EAST CCG	C83613	CAISTOR HEALTH CENTRE	45	36%	27%	*	62%	2%
03T	NHS LINCOLNSHIRE EAST CCG	C83634	TASBURGH LODGE SURGERY	34	50%	35%	*	47%	3%
03T	NHS LINCOLNSHIRE EAST CCG	C83635	WOODHALL SPA NEW SURGERY	45	36%	20%	16%	60%	4%
03T	NHS LINCOLNSHIRE EAST CCG	C83643	BINBROOK SURGERY	26	35%	35%	-	58%	8%
03T	NHS LINCOLNSHIRE EAST CCG	C83650	THE WRAGBY SURGERY	30	33%	33%	-	67%	0%
03W	NHS EAST LEICESTERSHIRE AND RUTLAN	C82001	KIBWORTH HEALTH CENTRE	99	59%	45%	13%	38%	3%
03W	NHS EAST LEICESTERSHIRE AND RUTLAN	C82002	COUNTESTHORPE HEALTH CTR.	92	50%	36%	14%	50%	0%
03W	NHS EAST LEICESTERSHIRE AND RUTLAN	C82009	MARKET HARBOUROUGH MED.CTR	213	44%	35%	9%	53%	3%
03W	NHS EAST LEICESTERSHIRE AND RUTLAN	C82010	OAKHAM MEDICAL PRACTICE	146	50%	39%	11%	49%	1%
03W	NHS EAST LEICESTERSHIRE AND RUTLAN	C82013	THE SURGERY	109	40%	27%	14%	58%	2%
03W	NHS EAST LEICESTERSHIRE AND RUTLAN	C82016	THE SURGERY	46	54%	46%	*	46%	0%
03W	NHS EAST LEICESTERSHIRE AND RUTLAN	C82021	THE CENTRAL SURGERY	85	60%	42%	18%	38%	2%
03W	NHS EAST LEICESTERSHIRE AND RUTLAN	C82022	4 MARKET PLACE	40	70%	50%	20%	30%	0%
03W	NHS EAST LEICESTERSHIRE AND RUTLAN	C82025	LUTTERWORTH HEALTH CENTRE	73	37%	32%	*	59%	4%
03W	NHS EAST LEICESTERSHIRE AND RUTLAN	C82036	THE OLD SCHOOL SURGERY	136	63%	57%	6%	38%	0%
03W	NHS EAST LEICESTERSHIRE AND RUTLAN	C82038	LATHAM HOUSE	376	41%	30%	11%	58%	1%
03W	NHS EAST LEICESTERSHIRE AND RUTLAN	C82039	23 KINGSWAY	199	47%	29%	18%	53%	0%
03W	NHS EAST LEICESTERSHIRE AND RUTLAN	C82042	COUNTY PRACTICE	98	43%	36%	7%	54%	3%
03W	NHS EAST LEICESTERSHIRE AND RUTLAN	C82044	EMPINGHAM MEDICAL CENTRE	64	55%	50%	*	42%	3%
03W	NHS EAST LEICESTERSHIRE AND RUTLAN	C82048	103 ROSEMEAD DRIVE	20	50%	*	30%	50%	0%
03W	NHS EAST LEICESTERSHIRE AND RUTLAN	C82055	THE LIMES MEDICAL CENTRE	137	49%	36%	12%	50%	1%
03W	NHS EAST LEICESTERSHIRE AND RUTLAN	C82056	111 STATION ROAD	109	52%	39%	14%	48%	0%
03W	NHS EAST LEICESTERSHIRE AND RUTLAN	C82066	FOREST HOUSE MEDICAL CENTRE	157	52%	37%	15%	46%	2%
03W	NHS EAST LEICESTERSHIRE AND RUTLAN	C82067	THE CROFT MEDICAL CENTRE	52	71%	50%	21%	21%	8%
03W	NHS EAST LEICESTERSHIRE AND RUTLAN	C82068	NORTHFIELD MEDICAL CENTRE	124	41%	31%	10%	58%	1%
03W	NHS EAST LEICESTERSHIRE AND RUTLAN	C82071	48 LEICESTER ROAD	87	64%	49%	15%	34%	1%
03W	NHS EAST LEICESTERSHIRE AND RUTLAN	C82077	2 LONDON ROAD	78	71%	53%	18%	29%	0%
03W	NHS EAST LEICESTERSHIRE AND RUTLAN	C82078	HEALTH CENTRE	117	47%	38%	9%	52%	1%
03W	NHS EAST LEICESTERSHIRE AND RUTLAN	C82079	SOUTH WIGSTON HEALTH CTR.	109	32%	27%	6%	67%	1%
03W	NHS EAST LEICESTERSHIRE AND RUTLAN	C82098	HAZELMERE MEDICAL CENTRE	55	38%	31%	*	60%	2%
03W	NHS EAST LEICESTERSHIRE AND RUTLAN	C82108	24 LONG STREET	26	31%	*	*	58%	12%
03W	NHS EAST LEICESTERSHIRE AND RUTLAN	C82109	THE SURGERY	25	64%	52%	*	32%	4%
03W	NHS EAST LEICESTERSHIRE AND RUTLAN	C82112	SEVERN SURGERY	37	81%	73%	*	19%	0%
03W	NHS EAST LEICESTERSHIRE AND RUTLAN	C82119	DR R KAPUR	35	57%	46%	*	37%	6%
03W	NHS EAST LEICESTERSHIRE AND RUTLAN	C82611	THE HEALTH CENTRE	61	49%	43%	*	46%	5%
03W	NHS EAST LEICESTERSHIRE AND RUTLAN	C82631	ENDERBY MEDICAL CENTRE	59	44%	32%	12%	53%	3%
03W	NHS EAST LEICESTERSHIRE AND RUTLAN	C82641	152 STATION ROAD	23	39%	*	*	61%	0%
03W	NHS EAST LEICESTERSHIRE AND RUTLAN	C82649	THE SURGERY	64	56%	41%	16%	39%	5%

Table 16 : Prevalence of breastfeeding at 6 to 8 weeks , by GP Practice, CCG, Area Team 2013/14 - Annual

Source: NHS England
Crown Copyright © 2014



Code	CCG Name	Code	GP Practice name	Number of Infant due a check	Percentage of infants being breastfed (Total or partial)	Percentage of infants totally Breastfed	Percentage of infants partially breastfed	Percentage infants not at all breastfed	Percentage infants with no known status
03W	NHS EAST LEICESTERSHIRE AND RUTLAND	Y02725	OADBY HEALTH CENTRE	24	58%	50%	*	38%	4%
04C	NHS LEICESTER CITY CCG	C82005	9 GROBY ROAD	138	45%	34%	11%	50%	5%
04C	NHS LEICESTER CITY CCG	C82008	OAKMEADOW SURGERY	154	26%	15%	11%	74%	0%
04C	NHS LEICESTER CITY CCG	C82015	RUSHEY MEAD HEALTH CENTRE	26	42%	31%	*	58%	0%
04C	NHS LEICESTER CITY CCG	C82018	MANOR MEDICAL CENTRE	210	51%	34%	17%	47%	1%
04C	NHS LEICESTER CITY CCG	C82019	HEALTH CENTRE	46	26%	24%	*	74%	0%
04C	NHS LEICESTER CITY CCG	C82020	DE MONTFORT SURGERY	107	70%	47%	23%	25%	5%
04C	NHS LEICESTER CITY CCG	C82023	ST. MATTHEWS HEALTH AND COMMUNITY CTR	70	80%	27%	53%	20%	0%
04C	NHS LEICESTER CITY CCG	C82024	SPINNEY HILL MEDICAL PRAC	196	71%	47%	24%	26%	3%
04C	NHS LEICESTER CITY CCG	C82029	WILLOWBROOK MEDICAL CTR.	121	53%	34%	19%	45%	2%
04C	NHS LEICESTER CITY CCG	C82030	THE SURGERY	57	61%	44%	18%	33%	5%
04C	NHS LEICESTER CITY CCG	C82031	56 MELBOURNE STREET	152	53%	36%	16%	47%	1%
04C	NHS LEICESTER CITY CCG	C82033	HUMBERSTONE MEDICAL CENTRE	117	62%	39%	23%	38%	0%
04C	NHS LEICESTER CITY CCG	C82037	EAST PARK MEDICAL CTR	98	79%	43%	36%	17%	4%
04C	NHS LEICESTER CITY CCG	C82046	SAFFRON GROUP PRACTICE	217	37%	29%	9%	62%	0%
04C	NHS LEICESTER CITY CCG	C82053	HOCKLEY FARM MEDICAL PRACTICE	144	25%	18%	7%	74%	1%
04C	NHS LEICESTER CITY CCG	C82058	612 SAFFRON LANE	56	25%	23%	*	75%	0%
04C	NHS LEICESTER CITY CCG	C82059	WESTCOTES FAMILY PRACTICE	21	48%	38%	*	48%	5%
04C	NHS LEICESTER CITY CCG	C82060	SAYEED MEDICAL CENTRE	56	84%	52%	32%	14%	2%
04C	NHS LEICESTER CITY CCG	C82063	EAST LEICESTER MEDICAL PRACTICE	180	61%	42%	19%	37%	2%
04C	NHS LEICESTER CITY CCG	C82065	THE MAPLES SURGERY	32	56%	25%	31%	41%	3%
04C	NHS LEICESTER CITY CCG	C82073	MERRIDALE MEDICAL CENTRE	232	44%	33%	11%	53%	4%
04C	NHS LEICESTER CITY CCG	C82080	ST.PETER'S HEALTH CENTRE	65	83%	62%	22%	14%	3%
04C	NHS LEICESTER CITY CCG	C82081	THE QUEENS RD MEDICAL CTR	22	68%	36%	32%	32%	0%
04C	NHS LEICESTER CITY CCG	C82084	122 CANON STREET	51	61%	33%	27%	35%	4%
04C	NHS LEICESTER CITY CCG	C82086	FOSSE MEDICAL CENTRE	121	45%	34%	12%	50%	4%
04C	NHS LEICESTER CITY CCG	C82088	EVINGTON MEDICAL CTR	97	69%	41%	28%	29%	2%
04C	NHS LEICESTER CITY CCG	C82092	AYLESTONE HEALTH CENTRE	39	56%	36%	21%	44%	0%
04C	NHS LEICESTER CITY CCG	C82094	THE SURGERY	118	46%	29%	17%	51%	3%
04C	NHS LEICESTER CITY CCG	C82099	91 ST. PETERS ROAD	58	86%	48%	38%	10%	3%
04C	NHS LEICESTER CITY CCG	C82100	THE HEDGES MEDICAL CENTRE	75	28%	23%	*	69%	3%
04C	NHS LEICESTER CITY CCG	C82105	AR RAZI MEDICAL CENTRE	26	73%	54%	*	23%	4%
04C	NHS LEICESTER CITY CCG	C82107	BELGRAVE HEALTH CENTRE	53	75%	43%	32%	21%	4%
04C	NHS LEICESTER CITY CCG	C82114	16 FOSSE ROAD SOUTH	20	55%	35%	*	45%	0%
04C	NHS LEICESTER CITY CCG	C82116	HIGHFIELDS SURGERY	54	70%	46%	24%	30%	0%
04C	NHS LEICESTER CITY CCG	C82122	CLARENDON PARK SURGERY	47	68%	55%	13%	30%	2%
04C	NHS LEICESTER CITY CCG	C82124	THE VICTORIA PARK HEALTH CENTRE	57	77%	65%	12%	16%	7%
04C	NHS LEICESTER CITY CCG	C82610	THE PARKS MEDICAL CENTRE	86	42%	34%	8%	57%	1%
04C	NHS LEICESTER CITY CCG	C82614	ASQUITH SURGERY	50	66%	48%	18%	28%	6%
04C	NHS LEICESTER CITY CCG	C82620	5 BRITON STREET	25	60%	40%	*	40%	0%
04C	NHS LEICESTER CITY CCG	C82623	HEATHERBROOK SURGERY	47	49%	34%	15%	47%	4%
04C	NHS LEICESTER CITY CCG	C82624	BEAUMONT LEYS HEALTH CTR.	159	42%	31%	10%	57%	2%
04C	NHS LEICESTER CITY CCG	C82625	THE PETWORTH DRIVE SURGERY	52	38%	33%	*	54%	8%
04C	NHS LEICESTER CITY CCG	C82626	PASLEY ROAD HEALTH CENTRE	22	*	*	-	91%	0%
04C	NHS LEICESTER CITY CCG	C82639	WESTCOTES HEALTH CENTRE	67	60%	43%	16%	40%	0%
04C	NHS LEICESTER CITY CCG	C82642	HIGHFIELDS MEDICAL CTR	100	79%	50%	29%	19%	2%
04C	NHS LEICESTER CITY CCG	C82643	THE MELBOURNE CENTRE	171	82%	58%	25%	16%	1%
04C	NHS LEICESTER CITY CCG	C82651	10 BROADHURST STREET	31	71%	45%	26%	29%	0%
04C	NHS LEICESTER CITY CCG	C82653	WESTCOTES FAMILY PRACTICE	16	*	*	-	75%	0%
04C	NHS LEICESTER CITY CCG	C82659	47 MELBOURNE ROAD	40	75%	43%	33%	23%	3%
04C	NHS LEICESTER CITY CCG	C82660	ST.PETER'S HEALTH CENTRE	84	73%	43%	30%	25%	2%
04C	NHS LEICESTER CITY CCG	C82662	WALNUT STREET SURGERY	46	61%	35%	26%	35%	4%
04C	NHS LEICESTER CITY CCG	C82667	MERLYN VAZ HEALTH AND SOCIAL CARE CTR	129	70%	42%	28%	28%	2%
04C	NHS LEICESTER CITY CCG	C82669	THE SURGERY @ AYLESTON	48	46%	33%	13%	52%	2%
04C	NHS LEICESTER CITY CCG	C82670	INCLUSION HEALTHCARE	*	*	*	-	*	0%
04C	NHS LEICESTER CITY CCG	C82671	BELGRAVE HEALTH CENTRE	63	92%	46%	46%	*	0%
04C	NHS LEICESTER CITY CCG	C82676	ST ELIZABETH'S MED CENTRE	63	43%	25%	17%	54%	3%
04C	NHS LEICESTER CITY CCG	C82680	RUSHEY MEAD HEALTH CENTRE	37	65%	38%	27%	30%	5%
04C	NHS LEICESTER CITY CCG	Y00137	THE WILLOWS MEDICAL PRACTICE	57	49%	26%	23%	49%	2%
04C	NHS LEICESTER CITY CCG	Y00280	BELGRAVE SURGERY	24	83%	67%	*	*	0%
04C	NHS LEICESTER CITY CCG	Y00344	LEICESTER CITY ASSIST PRACTICE	28	75%	54%	21%	21%	4%
04C	NHS LEICESTER CITY CCG	Y02469	MERLYN VAZ HEALTH AND SOCIAL CARE CTR	105	71%	37%	34%	25%	4%
04C	NHS LEICESTER CITY CCG	Y02686	THE PRACTICE - BOWLING GREEN STREET SURGERY	42	55%	43%	*	36%	10%

Table 16 : Prevalence of breastfeeding at 6 to 8 weeks , by GP Practice, CCG, Area Team 2013/14 - Annual

Source: NHS England
Crown Copyright © 2014

Code	CCG Name	Code	GP Practice name	Number of Infant due a check	Percentage of infants being breastfed (Total or partial)	Percentage of infants totally Breastfed	Percentage of infants partially breastfed	Percentage infants not at all breastfed	Percentage infants with no known status
04C	NHS LEICESTER CITY CCG	Y03587	WESTCOTES HEALTH CENTRE	75	56%	40%	16%	33%	11%
04D	NHS LINCOLNSHIRE WEST CCG	C83001	CITY MEDICAL PRACTICE	138	43%	30%	13%	51%	5%
04D	NHS LINCOLNSHIRE WEST CCG	C83002	NAVENBY CLIFF VILLAGES	88	49%	33%	16%	48%	3%
04D	NHS LINCOLNSHIRE WEST CCG	C83009	LINDUM MEDICAL PRACTICE	110	32%	22%	10%	65%	4%
04D	NHS LINCOLNSHIRE WEST CCG	C83014	BOULTHAM PARK MED.PRACT.	131	34%	24%	10%	66%	1%
04D	NHS LINCOLNSHIRE WEST CCG	C83016	SPRINGCLIFF SURGERY	28	39%	29%	*	54%	7%
04D	NHS LINCOLNSHIRE WEST CCG	C83018	CLEVELAND SURGERY	110	21%	18%	*	74%	5%
04D	NHS LINCOLNSHIRE WEST CCG	C83025	RICHMOND MEDICAL CENTRE	86	37%	30%	7%	59%	3%
04D	NHS LINCOLNSHIRE WEST CCG	C83029	THE SURGERY	51	49%	35%	14%	49%	2%
04D	NHS LINCOLNSHIRE WEST CCG	C83031	NETTLEHAM MEDICAL PRACT.	75	53%	40%	13%	43%	4%
04D	NHS LINCOLNSHIRE WEST CCG	C83033	HIBALDSTOW MEDICAL PRACT	17	35%	*	*	65%	0%
04D	NHS LINCOLNSHIRE WEST CCG	C83037	WELTON FAMILY HEALTH CTR.	83	43%	36%	7%	57%	0%
04D	NHS LINCOLNSHIRE WEST CCG	C83038	THE GLEBE PRACTICE	54	43%	35%	*	56%	2%
04D	NHS LINCOLNSHIRE WEST CCG	C83041	THE WOODLAND MEDICAL PRAC	96	32%	20%	13%	66%	2%
04D	NHS LINCOLNSHIRE WEST CCG	C83044	THE SURGERY	131	29%	22%	7%	68%	3%
04D	NHS LINCOLNSHIRE WEST CCG	C83046	THE HEALTH SURGERY	80	40%	26%	14%	59%	1%
04D	NHS LINCOLNSHIRE WEST CCG	C83051	ABBAY MEDICAL PRACTICE	77	51%	42%	9%	49%	0%
04D	NHS LINCOLNSHIRE WEST CCG	C83052	THE SURGERY	34	44%	35%	*	50%	6%
04D	NHS LINCOLNSHIRE WEST CCG	C83058	THE SURGERY	37	46%	30%	16%	46%	8%
04D	NHS LINCOLNSHIRE WEST CCG	C83062	THE SURGERY	49	53%	41%	12%	45%	2%
04D	NHS LINCOLNSHIRE WEST CCG	C83071	NEWARK ROAD SURGERY	72	50%	38%	13%	50%	0%
04D	NHS LINCOLNSHIRE WEST CCG	C83072	THE MINSTER PRACTICE	140	42%	34%	9%	57%	1%
04D	NHS LINCOLNSHIRE WEST CCG	C83073	CLIFF HOUSE MEDICAL PRACT	60	52%	35%	17%	47%	2%
04D	NHS LINCOLNSHIRE WEST CCG	C83074	THE SURGERY	24	46%	*	25%	46%	8%
04D	NHS LINCOLNSHIRE WEST CCG	C83078	BRANT ROAD SURGERY	69	33%	19%	14%	65%	1%
04D	NHS LINCOLNSHIRE WEST CCG	C83079	17 MONTAIGNE CRESCENT	48	44%	35%	*	56%	0%
04D	NHS LINCOLNSHIRE WEST CCG	C83081	ARBORETUM SURGERY	60	40%	32%	*	58%	2%
04D	NHS LINCOLNSHIRE WEST CCG	C83082	BIRCHWOOD MEDICAL PRAC.	140	31%	24%	6%	66%	4%
04D	NHS LINCOLNSHIRE WEST CCG	C83611	THE BASSINGHAM SURGERY	81	51%	37%	14%	46%	4%
04D	NHS LINCOLNSHIRE WEST CCG	C83615	BURTON ROAD SURGERY	36	47%	31%	17%	50%	3%
04D	NHS LINCOLNSHIRE WEST CCG	C83626	BRAYFORD MEDICAL PRACTICE	85	51%	41%	9%	48%	1%
04D	NHS LINCOLNSHIRE WEST CCG	C83633	THE SURGERY	42	48%	36%	*	52%	0%
04D	NHS LINCOLNSHIRE WEST CCG	C83637	CROSSROADS MEDICAL PRACT.	60	32%	25%	*	65%	3%
04D	NHS LINCOLNSHIRE WEST CCG	C83641	TRENT VALLEY SURGERY	31	39%	29%	*	61%	0%
04D	NHS LINCOLNSHIRE WEST CCG	C83644	POTTERGATE SURGERY	54	30%	19%	11%	69%	2%
04D	NHS LINCOLNSHIRE WEST CCG	C83652	THE WITHAM PRACTICE	16	63%	*	*	38%	0%
04D	NHS LINCOLNSHIRE WEST CCG	C83655	HIGH STREET	31	45%	39%	*	55%	0%
04Q	NHS SOUTH WEST LINCOLNSHIRE CCG	C82076	THE WELBY PRACTICE	35	51%	43%	*	46%	3%
04Q	NHS SOUTH WEST LINCOLNSHIRE CCG	C82123	BELVOIR VALE SURGERY	18	61%	44%	*	39%	0%
04Q	NHS SOUTH WEST LINCOLNSHIRE CCG	C83008	SWINGBRIDGE SURGERY	93	23%	14%	9%	75%	2%
04Q	NHS SOUTH WEST LINCOLNSHIRE CCG	C83011	MILL VIEW MEDICAL PRACT.	78	32%	24%	8%	65%	3%
04Q	NHS SOUTH WEST LINCOLNSHIRE CCG	C83013	RUSKINGTON MEDICAL PRACTICE	51	55%	41%	14%	45%	0%
04Q	NHS SOUTH WEST LINCOLNSHIRE CCG	C83020	ANCASTER SURGERY	58	55%	29%	26%	43%	2%
04Q	NHS SOUTH WEST LINCOLNSHIRE CCG	C83023	SLEAFORD MEDICAL GROUP	184	36%	23%	13%	63%	2%
04Q	NHS SOUTH WEST LINCOLNSHIRE CCG	C83024	GLENSIDE COUNTRY PRACTICE	25	32%	24%	*	68%	0%
04Q	NHS SOUTH WEST LINCOLNSHIRE CCG	C83030	BILLINGHAY MED PRACTICE	42	45%	36%	*	50%	5%
04Q	NHS SOUTH WEST LINCOLNSHIRE CCG	C83040	THE SURGERY	153	37%	29%	8%	58%	5%
04Q	NHS SOUTH WEST LINCOLNSHIRE CCG	C83048	ST JOHN'S MEDICAL CENTRE	184	42%	27%	15%	56%	2%
04Q	NHS SOUTH WEST LINCOLNSHIRE CCG	C83053	BACK LANE	24	42%	*	29%	54%	4%
04Q	NHS SOUTH WEST LINCOLNSHIRE CCG	C83067	10 VALLEY LANE	41	51%	37%	15%	44%	5%
04Q	NHS SOUTH WEST LINCOLNSHIRE CCG	C83075	VINE HOUSE	73	40%	26%	14%	56%	4%
04Q	NHS SOUTH WEST LINCOLNSHIRE CCG	C83080	THE HARROWBY LANE SURGERY	73	40%	32%	8%	59%	1%
04Q	NHS SOUTH WEST LINCOLNSHIRE CCG	C83628	THE SURGERY	7	*	*	-	*	0%
04Q	NHS SOUTH WEST LINCOLNSHIRE CCG	C83649	MARKET CROSS SURGERY	43	65%	47%	19%	33%	2%
04Q	NHS SOUTH WEST LINCOLNSHIRE CCG	C83653	THE STACKYARD SURGERY	11	73%	73%	-	*	0%
04Q	NHS SOUTH WEST LINCOLNSHIRE CCG	Y01652	THE NEW SPRINGWELLS PRACTICE	54	43%	31%	11%	54%	4%
04V	NHS WEST LEICESTERSHIRE CCG	C82003	GREENGATE MEDICAL CENTRE	115	42%	32%	10%	54%	4%
04V	NHS WEST LEICESTERSHIRE CCG	C82007	53 BOROUGH STREET	78	44%	33%	10%	55%	1%
04V	NHS WEST LEICESTERSHIRE CCG	C82011	PINFOLD MEDICAL PRACTICE	131	50%	35%	15%	46%	4%
04V	NHS WEST LEICESTERSHIRE CCG	C82012	IBSTOCK HOUSE	102	25%	22%	*	75%	0%
04V	NHS WEST LEICESTERSHIRE CCG	C82014	ASHBY HEALTH CENTRE	135	50%	39%	12%	47%	2%
04V	NHS WEST LEICESTERSHIRE CCG	C82017	MEASHAM MEDICAL UNIT	90	51%	42%	9%	49%	0%
04V	NHS WEST LEICESTERSHIRE CCG	C82026	BRIDGE STREET MED.PRACT.	81	48%	40%	9%	47%	5%

Table 16 : Prevalence of breastfeeding at 6 to 8 weeks , by GP Practice, CCG, Area Team 2013/14 - Annual

Source: NHS England
Crown Copyright © 2014



Code	CCG Name	Code	GP Practice name	Number of Infant due a check	Percentage of infants being breastfed (Total or partial)	Percentage of infants totally Breastfed	Percentage of infants partially breastfed	Percentage infants not at all breastfed	Percentage infants with no known status
04V	NHS WEST LEICESTERSHIRE CCG	C82027	THE OLD SCHOOL SURGERY	58	53%	41%	12%	43%	3%
04V	NHS WEST LEICESTERSHIRE CCG	C82028	24 CHITTERMAN WAY	50	44%	34%	*	56%	0%
04V	NHS WEST LEICESTERSHIRE CCG	C82032	THE SURGERY	84	40%	24%	17%	58%	1%
04V	NHS WEST LEICESTERSHIRE CCG	C82034	QUORN MEDICAL CENTRE	74	61%	47%	14%	36%	3%
04V	NHS WEST LEICESTERSHIRE CCG	C82035	PARK VIEW SURGERY	71	49%	31%	18%	51%	0%
04V	NHS WEST LEICESTERSHIRE CCG	C82041	ROSEBERRY MEDICAL CTR.	132	49%	41%	8%	48%	3%
04V	NHS WEST LEICESTERSHIRE CCG	C82043	STATION VIEW HEALTH CTRE	141	43%	30%	13%	56%	1%
04V	NHS WEST LEICESTERSHIRE CCG	C82045	THE SURGERY	55	27%	18%	*	71%	2%
04V	NHS WEST LEICESTERSHIRE CCG	C82047	MAPLES FAMILY MED.PRACT.	110	34%	24%	10%	65%	1%
04V	NHS WEST LEICESTERSHIRE CCG	C82050	LONG LANE SURGERY	105	34%	28%	7%	65%	1%
04V	NHS WEST LEICESTERSHIRE CCG	C82051	NEWBOLD VERDON MED.PRACT.	96	51%	36%	15%	47%	2%
04V	NHS WEST LEICESTERSHIRE CCG	C82052	WHITWICK HEALTH CENTRE	34	38%	29%	*	56%	6%
04V	NHS WEST LEICESTERSHIRE CCG	C82054	THE BURBAGE SURGERY	87	47%	33%	14%	49%	3%
04V	NHS WEST LEICESTERSHIRE CCG	C82061	BARWELL MEDICAL CENTRE	130	40%	28%	12%	58%	2%
04V	NHS WEST LEICESTERSHIRE CCG	C82062	HEALTH CENTRE	88	59%	48%	11%	40%	1%
04V	NHS WEST LEICESTERSHIRE CCG	C82064	FOREST HOUSE SURGERY	121	36%	33%	*	63%	1%
04V	NHS WEST LEICESTERSHIRE CCG	C82070	WOODBROOK MEDICAL CENTRE	89	54%	40%	13%	42%	4%
04V	NHS WEST LEICESTERSHIRE CCG	C82072	BROOM LEYS SURGERY	101	28%	18%	10%	70%	2%
04V	NHS WEST LEICESTERSHIRE CCG	C82075	CASTLE MEAD MEDICAL CTR.	82	44%	32%	12%	54%	2%
04V	NHS WEST LEICESTERSHIRE CCG	C82082	THE CENTRE SURGERY	53	32%	23%	*	64%	4%
04V	NHS WEST LEICESTERSHIRE CCG	C82091	BIRSTALL MEDICAL CENTRE	106	35%	27%	8%	61%	4%
04V	NHS WEST LEICESTERSHIRE CCG	C82093	THE ORCHARD MED PRACTICE	110	42%	34%	8%	55%	4%
04V	NHS WEST LEICESTERSHIRE CCG	C82095	ALPINE HOUSE SURGERY	110	45%	35%	9%	51%	5%
04V	NHS WEST LEICESTERSHIRE CCG	C82096	HUGGlescote SURGERY	118	30%	25%	*	67%	3%
04V	NHS WEST LEICESTERSHIRE CCG	C82097	CHARNWOOD SURGERY	9	*	*	-	*	0%
04V	NHS WEST LEICESTERSHIRE CCG	C82102	MANOR HOUSE SURGERY	32	50%	44%	*	50%	0%
04V	NHS WEST LEICESTERSHIRE CCG	C82103	DISHLEY GRANGE MEDICAL PRACTICE	73	42%	32%	11%	55%	3%
04V	NHS WEST LEICESTERSHIRE CCG	C82106	MEDICAL CENTRE	23	26%	*	*	70%	4%
04V	NHS WEST LEICESTERSHIRE CCG	C82111	THE MEDICAL CENTRE	17	94%	76%	*	*	0%
04V	NHS WEST LEICESTERSHIRE CCG	C82120	WHITWICK HEALTH CENTRE	39	33%	26%	*	64%	3%
04V	NHS WEST LEICESTERSHIRE CCG	C82121	HEATH LANE SURGERY	161	34%	24%	10%	65%	1%
04V	NHS WEST LEICESTERSHIRE CCG	C82600	THE BANKS SURGERY	54	48%	39%	*	48%	4%
04V	NHS WEST LEICESTERSHIRE CCG	C82627	6 SILVERDALE DRIVE	42	38%	29%	*	62%	0%
04V	NHS WEST LEICESTERSHIRE CCG	C82628	26 ROOKERY LANE	21	48%	29%	*	48%	5%
04V	NHS WEST LEICESTERSHIRE CCG	C82634	RATBY SURGERY	33	24%	18%	*	70%	6%
04V	NHS WEST LEICESTERSHIRE CCG	C82644	HIGHGATE SURGERY	49	35%	22%	12%	65%	0%
04V	NHS WEST LEICESTERSHIRE CCG	C82650	THE DESFORD SURGERY	35	51%	46%	*	46%	3%
04V	NHS WEST LEICESTERSHIRE CCG	C82655	1 MARKET STREET	19	32%	*	*	68%	0%
04V	NHS WEST LEICESTERSHIRE CCG	C82656	FIELD STREET SURGERY	26	38%	27%	*	62%	0%
04V	NHS WEST LEICESTERSHIRE CCG	C82657	10 CHESTNUT WAY	10	*	*	*	*	0%
04V	NHS WEST LEICESTERSHIRE CCG	C82663	THE SURGERY	16	50%	44%	*	50%	0%
04V	NHS WEST LEICESTERSHIRE CCG	C82678	573A MELTON ROAD	76	47%	26%	21%	53%	0%
04V	NHS WEST LEICESTERSHIRE CCG	Y00252	THE COTTAGE SURGERY	21	48%	38%	*	43%	10%
99D	NHS SOUTH LINCOLNSHIRE CCG	C83003	BEECHFIELD MEDICAL CENTRE	180	42%	33%	8%	52%	6%
99D	NHS SOUTH LINCOLNSHIRE CCG	C83007	THE NEW SHEEPMARKET SURG.	172	35%	25%	10%	60%	4%
99D	NHS SOUTH LINCOLNSHIRE CCG	C83017	ST.MARY'S MEDICAL CENTRE	115	51%	35%	17%	43%	6%
99D	NHS SOUTH LINCOLNSHIRE CCG	C83022	MUNRO MEDICAL CENTRE	247	40%	27%	13%	55%	4%
99D	NHS SOUTH LINCOLNSHIRE CCG	C83026	THE DEEPINGS PRACTICE	202	49%	42%	7%	48%	3%
99D	NHS SOUTH LINCOLNSHIRE CCG	C83035	HEREWARD MEDICAL CENTRE	116	41%	28%	14%	59%	0%
99D	NHS SOUTH LINCOLNSHIRE CCG	C83036	GOSBERTON MEDICAL CENTRE	55	40%	31%	*	51%	9%
99D	NHS SOUTH LINCOLNSHIRE CCG	C83039	MOULTON MEDICAL CENTRE	35	29%	17%	*	66%	6%
99D	NHS SOUTH LINCOLNSHIRE CCG	C83054	BOURNE GALLETLY PRACTICE TEAM	96	44%	30%	14%	56%	0%
99D	NHS SOUTH LINCOLNSHIRE CCG	C83063	LONG SUTTON MEDICAL CTR.	146	25%	18%	6%	73%	3%
99D	NHS SOUTH LINCOLNSHIRE CCG	C83065	LITTLEBURY MEDICAL CENTRE	69	23%	16%	*	70%	7%
99D	NHS SOUTH LINCOLNSHIRE CCG	C83068	LITTLE SURGERY	36	58%	47%	*	42%	0%
99D	NHS SOUTH LINCOLNSHIRE CCG	C83614	THE SURGERY	39	31%	26%	*	69%	0%
99D	NHS SOUTH LINCOLNSHIRE CCG	C83617	THE ABBEYVIEW SURGERY	69	38%	33%	*	58%	4%
99D	NHS SOUTH LINCOLNSHIRE CCG	C83631	PENNYGATE HEALTH CENTRE	36	28%	19%	*	67%	6%

Table 16 : Prevalence of breastfeeding at 6 to 8 weeks , by GP Practice, CCG, Area Team 2013/14 - Annual

Source: NHS England

Crown Copyright © 2014



Code	CCG Name	Code	GP Practice name	Number of Infant due a check	Percentage of infants being breastfed (Total or partial)	Percentage of infants totally Breastfed	Percentage of infants partially breastfed	Percentage infants not at all breastfed	Percentage infants with no known status
04Y	NHS CANNOCK CHASE CCG	M83001	HORSEFAIR PRACTICE GROUP	142	30%	23%	7%	58%	11%
04Y	NHS CANNOCK CHASE CCG	M83016	HIGH STREET SURGERY	40	*	*	-	25%	73%
04Y	NHS CANNOCK CHASE CCG	M83033	HEDNESFORD VALLEY H/CTR	22	*	*	*	59%	18%
04Y	NHS CANNOCK CHASE CCG	M83048	NILE PRACTICE	69	29%	23%	*	55%	16%
04Y	NHS CANNOCK CHASE CCG	M83063	NORTON CANES HEALTH CTR.	41	24%	15%	*	49%	27%
04Y	NHS CANNOCK CHASE CCG	M83080	GREAT WYRLEY H/C	21	29%	*	*	48%	24%
04Y	NHS CANNOCK CHASE CCG	M83107	BIDEFORD WAY SURGERY	36	19%	*	*	39%	42%
04Y	NHS CANNOCK CHASE CCG	M83109	HEDNESFORD VALLEY HEALTH CENTRE	20	*	*	*	75%	10%
04Y	NHS CANNOCK CHASE CCG	M83129	HEATH HAYES H/C GORSEMOOR ROAD	113	32%	25%	7%	53%	15%
04Y	NHS CANNOCK CHASE CCG	M83130	RED LION SURGERY	42	24%	17%	*	71%	5%
04Y	NHS CANNOCK CHASE CCG	M83139	MOSS STREET SURGERY	72	22%	18%	*	65%	13%
04Y	NHS CANNOCK CHASE CCG	M83608	QUINTON PRACTICE	21	33%	33%	-	57%	10%
04Y	NHS CANNOCK CHASE CCG	M83613	GREAT WYRLEY H/C (WARDLES LANE SURGERY)	25	*	*	-	*	84%
04Y	NHS CANNOCK CHASE CCG	M83616	GP SUITE	76	17%	11%	*	61%	22%
04Y	NHS CANNOCK CHASE CCG	M83637	CHADSMOOR MEDICAL PRACT.	51	*	*	*	65%	25%
04Y	NHS CANNOCK CHASE CCG	M83638	THE COLLIERY PRACTICE	194	28%	19%	9%	63%	8%
04Y	NHS CANNOCK CHASE CCG	M83639	HEDNESFORD VALLEY H/C	36	31%	*	17%	58%	11%
04Y	NHS CANNOCK CHASE CCG	M83662	NEWHALL STREET SURGERY	29	21%	21%	-	66%	14%
04Y	NHS CANNOCK CHASE CCG	M83698	SOUTHFIELD WAY SURGERY	30	*	*	*	77%	10%
04Y	NHS CANNOCK CHASE CCG	M83703	BRERETON SURGERY	52	33%	21%	12%	67%	0%
04Y	NHS CANNOCK CHASE CCG	M83717	NORTON CANES SURGERY	22	*	*	-	64%	18%
04Y	NHS CANNOCK CHASE CCG	M83719	RAWNSLEY SURGERY	45	38%	24%	13%	44%	18%
04Y	NHS CANNOCK CHASE CCG	M83722	HEDNESFORD VALLEY H/C	56	21%	16%	*	70%	9%
04Y	NHS CANNOCK CHASE CCG	M83727	NORTON CANES PRACTICE	41	20%	*	*	51%	29%
04Y	NHS CANNOCK CHASE CCG	M83738	AELFGAR SURGERY	41	22%	17%	*	71%	7%
04Y	NHS CANNOCK CHASE CCG	Y02354	SANDY LANE SURGERY	141	34%	26%	9%	61%	5%
04Y	NHS CANNOCK CHASE CCG	Y02594	ESSINGTON MEDICAL CTR	30	*	*	-	40%	57%
05D	NHS EAST STAFFORDSHIRE CCG	C81018	DOVE RIVER PRACTICE	44	57%	43%	14%	32%	11%
05D	NHS EAST STAFFORDSHIRE CCG	M83010	GORDON ST SURGERY	176	36%	20%	16%	53%	11%
05D	NHS EAST STAFFORDSHIRE CCG	M83013	YOXALL HEALTH CENTRE	34	47%	35%	*	38%	15%
05D	NHS EAST STAFFORDSHIRE CCG	M83026	CARLTON STREET SURGERY	133	34%	21%	13%	43%	23%
05D	NHS EAST STAFFORDSHIRE CCG	M83027	TRENT MEADOWS	134	35%	25%	10%	50%	15%
05D	NHS EAST STAFFORDSHIRE CCG	M83035	THE SURGERY	36	33%	28%	*	33%	33%
05D	NHS EAST STAFFORDSHIRE CCG	M83037	THE TUTBURY PRTC	48	33%	23%	*	48%	19%
05D	NHS EAST STAFFORDSHIRE CCG	M83042	BRIDGE SURGERY	81	28%	21%	7%	41%	31%
05D	NHS EAST STAFFORDSHIRE CCG	M83051	WETMORE SURGERY	106	25%	20%	6%	56%	19%
05D	NHS EAST STAFFORDSHIRE CCG	M83059	ABBOTTS BROMLEY SURGERY	23	52%	43%	*	26%	22%
05D	NHS EAST STAFFORDSHIRE CCG	M83065	BARTON FAMILY PRACTICE	46	43%	30%	13%	37%	20%
05D	NHS EAST STAFFORDSHIRE CCG	M83073	STAPENHILL MEDICAL PRTC	92	13%	11%	*	30%	57%
05D	NHS EAST STAFFORDSHIRE CCG	M83074	BALANCE STREET PRTC	124	30%	26%	*	57%	13%
05D	NHS EAST STAFFORDSHIRE CCG	M83641	MILL VIEW SURGERY	21	43%	33%	*	*	52%
05D	NHS EAST STAFFORDSHIRE CCG	M83680	NORTH GATE SURGERY	48	31%	21%	*	54%	15%
05D	NHS EAST STAFFORDSHIRE CCG	M83681	ALL SAINTS SURGERY	151	30%	22%	9%	48%	22%
05D	NHS EAST STAFFORDSHIRE CCG	M83718	PEEL CROFT SURGERY	60	37%	28%	*	55%	8%
05D	NHS EAST STAFFORDSHIRE CCG	M83726	KING STREET SURGERY	87	32%	24%	8%	48%	20%
05D	NHS EAST STAFFORDSHIRE CCG	Y00078	WINSHILL HEALTH CENTRE	58	21%	19%	*	24%	55%
05G	NHS NORTH STAFFORDSHIRE CCG	M83005	THE SURGERY	44	30%	20%	*	59%	11%
05G	NHS NORTH STAFFORDSHIRE CCG	M83007	THE VILLAGE SURGERY	57	25%	18%	*	54%	21%
05G	NHS NORTH STAFFORDSHIRE CCG	M83011	WERRINGTON VILLAGE SURG.	53	42%	32%	*	36%	23%
05G	NHS NORTH STAFFORDSHIRE CCG	M83012	LEEK HEALTH CENTRE	64	33%	28%	*	38%	30%
05G	NHS NORTH STAFFORDSHIRE CCG	M83015	MOSS LANE SURGERY	59	39%	31%	*	41%	20%
05G	NHS NORTH STAFFORDSHIRE CCG	M83017	ASHLEY SURGERY	22	27%	27%	-	27%	45%
05G	NHS NORTH STAFFORDSHIRE CCG	M83023	KIDSGROVE MEDICAL CENTRE	80	34%	25%	9%	46%	20%
05G	NHS NORTH STAFFORDSHIRE CCG	M83025	THE SURGERY	49	27%	27%	-	35%	39%
05G	NHS NORTH STAFFORDSHIRE CCG	M83034	SILVERDALE HEALTH CENTRE	138	25%	19%	6%	54%	21%
05G	NHS NORTH STAFFORDSHIRE CCG	M83046	WELL STREET MEDICAL CTR.	88	32%	27%	*	48%	20%
05G	NHS NORTH STAFFORDSHIRE CCG	M83054	AUDLEY HEALTH CENTRE	83	45%	34%	11%	31%	24%
05G	NHS NORTH STAFFORDSHIRE CCG	M83056	WOLSTANTON MEDICAL CENTRE	101	29%	22%	7%	52%	19%
05G	NHS NORTH STAFFORDSHIRE CCG	M83067	LYME VALLEY MEDICAL CTRE	62	40%	23%	18%	48%	11%
05G	NHS NORTH STAFFORDSHIRE CCG	M83071	PARK MEDICAL CENTRE	114	32%	20%	11%	50%	18%
05G	NHS NORTH STAFFORDSHIRE CCG	M83079	MOORLAND MEDICAL CENTRE	83	29%	24%	*	43%	28%
05G	NHS NORTH STAFFORDSHIRE CCG	M83084	KIDSGROVE MEDICAL CENTRE	54	15%	11%	*	63%	22%

Table 16 : Prevalence of breastfeeding at 6 to 8 weeks , by GP Practice, CCG, Area Team 2013/14 - Annual

Source: NHS England

Crown Copyright © 2014



Code	CCG Name	Code	GP Practice name	Number of Infant due a check	Percentage of infants being breastfed (Total or partial)	Percentage of infants totally Breastfed	Percentage of infants partially breastfed	Percentage infants not at all breastfed	Percentage infants with no known status
05G	NHS NORTH STAFFORDSHIRE CCG	M83089	BIDDULPHDOCTORS	87	30%	14%	16%	44%	26%
05G	NHS NORTH STAFFORDSHIRE CCG	M83096	QUEEN ST.TARDIS SURGERY	59	41%	29%	12%	42%	17%
05G	NHS NORTH STAFFORDSHIRE CCG	M83103	ALLEN STREET CLINIC	32	*	*	-	59%	28%
05G	NHS NORTH STAFFORDSHIRE CCG	M83108	WELL STREET MEDICAL CTR	73	25%	21%	*	60%	15%
05G	NHS NORTH STAFFORDSHIRE CCG	M83121	THE NEW SURGERY	39	38%	33%	*	31%	31%
05G	NHS NORTH STAFFORDSHIRE CCG	M83122	WATERHOUSES MEDICAL PRACT	31	26%	26%	-	45%	29%
05G	NHS NORTH STAFFORDSHIRE CCG	M83140	HIGHERLAND SURGERY	36	31%	25%	*	53%	17%
05G	NHS NORTH STAFFORDSHIRE CCG	M83141	KINGSBRIDGE MEDICAL PRACT	73	45%	32%	14%	36%	19%
05G	NHS NORTH STAFFORDSHIRE CCG	M83640	ALTON PRIMARY CARE CENTRE	16	56%	44%	*	*	19%
05G	NHS NORTH STAFFORDSHIRE CCG	M83665	RJ MITCHELL MEDICAL CTR.	55	33%	20%	13%	55%	13%
05G	NHS NORTH STAFFORDSHIRE CCG	M83670	KEELE PRACTICE	8	*	*	*	*	50%
05G	NHS NORTH STAFFORDSHIRE CCG	M83691	THE SURGERY	18	56%	50%	*	33%	11%
05G	NHS NORTH STAFFORDSHIRE CCG	M83697	MILEHOUSE PRIMARY CARE CENTRE	26	27%	*	*	58%	15%
05G	NHS NORTH STAFFORDSHIRE CCG	M83701	TALKE PITS CLINIC	54	17%	17%	-	65%	19%
05G	NHS NORTH STAFFORDSHIRE CCG	M83723	LOOMER ROAD SURGERY	51	31%	24%	*	55%	14%
05G	NHS NORTH STAFFORDSHIRE CCG	Y02570	MIDWAY MEDICAL CENTRE	53	15%	13%	*	70%	15%
05G	NHS NORTH STAFFORDSHIRE CCG	Y03430	LYMEBROOK SURGERY	66	26%	18%	*	61%	14%
05N	NHS SHROPSHIRE CCG	M82002	MYTTON OAK MEDICAL PRACT.	83	55%	40%	16%	45%	0%
05N	NHS SHROPSHIRE CCG	M82004	NORTHGATE HEALTH CENTRE	145	48%	35%	13%	52%	0%
05N	NHS SHROPSHIRE CCG	M82005	PLAS FFYNNON MEDICAL CTRE	91	38%	24%	14%	58%	3%
05N	NHS SHROPSHIRE CCG	M82006	RIVERSIDE MED.PRACTICE	109	44%	34%	10%	56%	0%
05N	NHS SHROPSHIRE CCG	M82008	THE MEDICAL CENTRE	40	53%	30%	23%	48%	0%
05N	NHS SHROPSHIRE CCG	M82010	DRAYTON MEDICAL PRACTICE	207	34%	24%	10%	65%	1%
05N	NHS SHROPSHIRE CCG	M82011	THE SURGERY	38	42%	21%	21%	58%	0%
05N	NHS SHROPSHIRE CCG	M82013	WESTBURY MEDICAL CENTRE	24	46%	38%	*	54%	0%
05N	NHS SHROPSHIRE CCG	M82014	THE SURGERY	70	50%	36%	14%	50%	0%
05N	NHS SHROPSHIRE CCG	M82015	*DORMANT*CAMBRIAN SURGERY	128	39%	34%	5%	60%	1%
05N	NHS SHROPSHIRE CCG	M82016	RADBROOK GREEN SURGERY	66	55%	44%	11%	41%	5%
05N	NHS SHROPSHIRE CCG	M82017	THE SURGERY	25	44%	40%	*	56%	0%
05N	NHS SHROPSHIRE CCG	M82018	1 BEECHES ROAD	51	55%	41%	14%	45%	0%
05N	NHS SHROPSHIRE CCG	M82019	KINGSWAY LODGE	46	59%	50%	*	41%	0%
05N	NHS SHROPSHIRE CCG	M82020	KNOCKIN MEDICAL CENTRE	20	60%	50%	*	35%	5%
05N	NHS SHROPSHIRE CCG	M82021	ALBRIGHTON MEDICAL PRACT	44	48%	34%	14%	52%	0%
05N	NHS SHROPSHIRE CCG	M82022	THE CAXTON SURGERY	143	34%	22%	11%	66%	0%
05N	NHS SHROPSHIRE CCG	M82023	PRESCOTT SURGERY	42	50%	33%	17%	50%	0%
05N	NHS SHROPSHIRE CCG	M82024	THE SURGERY	16	63%	*	*	*	6%
05N	NHS SHROPSHIRE CCG	M82025	ELLESMERE MEDICAL PRACT	64	42%	30%	13%	58%	0%
05N	NHS SHROPSHIRE CCG	M82030	PONTESBURY MEDICAL PRAC	58	48%	33%	16%	52%	0%
05N	NHS SHROPSHIRE CCG	M82031	THE MEDICAL CENTRE	26	31%	23%	*	69%	0%
05N	NHS SHROPSHIRE CCG	M82032	DR MARTIN AND PARTNERS	115	26%	21%	5%	74%	0%
05N	NHS SHROPSHIRE CCG	M82033	THE SURGERY	36	64%	44%	19%	36%	0%
05N	NHS SHROPSHIRE CCG	M82034	CLAREMONT BANK SURGERY	82	49%	33%	16%	49%	2%
05N	NHS SHROPSHIRE CCG	M82035	WEM MEDICAL PRACTICE	101	34%	27%	7%	55%	11%
05N	NHS SHROPSHIRE CCG	M82038	SHIFNAL MEDICAL PRACTICE	89	53%	39%	13%	47%	0%
05N	NHS SHROPSHIRE CCG	M82040	MARYSVILLE MEDICAL PRACT	57	51%	42%	*	49%	0%
05N	NHS SHROPSHIRE CCG	M82041	CLEOBURY MORTIMER MEDICAL CETNRE	55	44%	35%	*	56%	0%
05N	NHS SHROPSHIRE CCG	M82043	PORTCULLIS SURGERY	67	36%	25%	10%	60%	4%
05N	NHS SHROPSHIRE CCG	M82044	29 DODINGTON	39	38%	31%	*	62%	0%
05N	NHS SHROPSHIRE CCG	M82045	DRUMCARRIG	43	37%	26%	*	63%	0%
05N	NHS SHROPSHIRE CCG	M82046	THE SURGERY	37	35%	19%	16%	65%	0%
05N	NHS SHROPSHIRE CCG	M82047	MARDEN MEDICAL PRACTICE	64	50%	44%	*	48%	2%
05N	NHS SHROPSHIRE CCG	M82048	BELVIDERE MEDICAL PRACT.	44	43%	30%	14%	57%	0%
05N	NHS SHROPSHIRE CCG	M82050	MOUNT PLEASANT MEDICAL CENTRE	98	45%	39%	6%	53%	2%
05N	NHS SHROPSHIRE CCG	M82051	BROSELEY MEDICAL PRACTICE	39	33%	31%	*	67%	0%
05N	NHS SHROPSHIRE CCG	M82055	THE SURGERY	42	40%	26%	14%	60%	0%
05N	NHS SHROPSHIRE CCG	M82058	THE MEDICAL CENTRE	18	50%	33%	*	50%	0%
05N	NHS SHROPSHIRE CCG	M82060	THE SURGERY	61	66%	54%	11%	34%	0%
05N	NHS SHROPSHIRE CCG	M82601	ALVELEY MEDICAL PRACTICE	16	69%	56%	*	*	0%
05N	NHS SHROPSHIRE CCG	M82604	THE SURGERY	20	50%	*	*	50%	0%
05N	NHS SHROPSHIRE CCG	M82620	THE MEADOWS MEDICAL PRACTICE	13	69%	46%	*	*	15%
05N	NHS SHROPSHIRE CCG	Y02495	SHROPSHIRE WALK IN HEALTH CENTRE	45	31%	22%	*	62%	7%
05Q	NHS SOUTH EAST STAFFS AND SEISDON	M83006	THE WESTGATE PRTC	210	52%	34%	18%	45%	3%

Table 16 : Prevalence of breastfeeding at 6 to 8 weeks , by GP Practice, CCG, Area Team 2013/14 - Annual

Source: NHS England

Crown Copyright © 2014



Code	CCG Name	Code	GP Practice name	Number of Infant due a check	Percentage of infants being breastfed (Total or partial)	Percentage of infants totally Breastfed	Percentage of infants partially breastfed	Percentage infants not at all breastfed	Percentage infants with no known status
05Q	NHS SOUTH EAST STAFFS AND SEISDON	M83018	GRAVEL HILL SURGERY	64	28%	19%	9%	59%	13%
05Q	NHS SOUTH EAST STAFFS AND SEISDON	M83030	LANGTON GRANGE MED CTR	111	44%	35%	9%	50%	6%
05Q	NHS SOUTH EAST STAFFS AND SEISDON	M83031	RUSSELL HOUSE	50	42%	30%	12%	42%	16%
05Q	NHS SOUTH EAST STAFFS AND SEISDON	M83032	THE ALDERGATE MED.PRACT.	138	30%	25%	5%	53%	17%
05Q	NHS SOUTH EAST STAFFS AND SEISDON	M83041	MOSS GROVE SURGERY - KINVER	37	51%	43%	*	32%	16%
05Q	NHS SOUTH EAST STAFFS AND SEISDON	M83043	ANCHOR MEDICAL PRTC	18	*	*	*	44%	28%
05Q	NHS SOUTH EAST STAFFS AND SEISDON	M83062	LAUREL HOUSE SURGERY	137	25%	20%	5%	61%	15%
05Q	NHS SOUTH EAST STAFFS AND SEISDON	M83064	WILNECOTE SURGERY	87	31%	20%	11%	38%	31%
05Q	NHS SOUTH EAST STAFFS AND SEISDON	M83072	SALTERS MEADOW HEALTH CTR	91	26%	16%	10%	57%	16%
05Q	NHS SOUTH EAST STAFFS AND SEISDON	M83078	CLOISTERS MEDICAL PRACT.	67	45%	31%	13%	46%	9%
05Q	NHS SOUTH EAST STAFFS AND SEISDON	M83088	HOLLIES MEDICAL PRTC	144	30%	22%	8%	64%	6%
05Q	NHS SOUTH EAST STAFFS AND SEISDON	M83093	DALE MEDICAL PRACTICE	63	33%	19%	14%	63%	3%
05Q	NHS SOUTH EAST STAFFS AND SEISDON	M83097	BILBROOK MEDICAL CENTRE	58	31%	24%	*	40%	29%
05Q	NHS SOUTH EAST STAFFS AND SEISDON	M83110	HEATHVIEW MEDICAL CTR	28	*	*	*	39%	43%
05Q	NHS SOUTH EAST STAFFS AND SEISDON	M83111	RIVERSIDE SURGERY	10	*	*	-	80%	0%
05Q	NHS SOUTH EAST STAFFS AND SEISDON	M83113	STONEDELPH MEDICAL CTR	22	*	*	*	50%	32%
05Q	NHS SOUTH EAST STAFFS AND SEISDON	M83115	AHMAD'S SURGERY	10	-	-	-	-	100%
05Q	NHS SOUTH EAST STAFFS AND SEISDON	M83117	CROWN MEDICAL PRTC	49	*	*	*	33%	57%
05Q	NHS SOUTH EAST STAFFS AND SEISDON	M83125	CLAVERLEY SURGERY	10	-	-	-	-	100%
05Q	NHS SOUTH EAST STAFFS AND SEISDON	M83132	LAKESIDE MEDICAL CTR	72	40%	28%	13%	43%	17%
05Q	NHS SOUTH EAST STAFFS AND SEISDON	M83148	THE PEEL MEDICAL PRACTICE	223	28%	20%	8%	50%	22%
05Q	NHS SOUTH EAST STAFFS AND SEISDON	M83617	THE SPIRES PRACTICE	97	34%	25%	9%	59%	7%
05Q	NHS SOUTH EAST STAFFS AND SEISDON	M83668	TAMAR MEDICAL CENTRE	35	20%	*	*	57%	23%
05Q	NHS SOUTH EAST STAFFS AND SEISDON	M83692	FULFEN PRACTICE	46	17%	15%	*	67%	15%
05Q	NHS SOUTH EAST STAFFS AND SEISDON	M83693	TRI-LINKS MEDICAL PRACTICE	81	20%	15%	*	48%	32%
05Q	NHS SOUTH EAST STAFFS AND SEISDON	M83705	STONEDELPH HEALTH CENTRE	28	*	*	*	57%	29%
05Q	NHS SOUTH EAST STAFFS AND SEISDON	M83706	STONEDELPH HEALTH CENTRE	27	*	*	*	52%	33%
05Q	NHS SOUTH EAST STAFFS AND SEISDON	M83715	FEATHERSTONE FAMILY H.C.	47	30%	15%	15%	66%	4%
05Q	NHS SOUTH EAST STAFFS AND SEISDON	M83733	WILNECOTE HEALTH CENTRE	28	*	*	*	32%	50%
05Q	NHS SOUTH EAST STAFFS AND SEISDON	Y02414	BURNWOOD HEALTH & WELLBEING CENTRE	70	26%	17%	9%	51%	23%
05V	NHS STAFFORD AND SURROUNDS CCG	M83009	BREWOD MEDICAL PRACTICE	69	55%	46%	9%	36%	9%
05V	NHS STAFFORD AND SURROUNDS CCG	M83020	CUMBERLAND HOUSE	121	40%	30%	11%	37%	22%
05V	NHS STAFFORD AND SURROUNDS CCG	M83022	HAZELDENE HOUSE SURGERY	54	44%	35%	*	44%	11%
05V	NHS STAFFORD AND SURROUNDS CCG	M83024	CASTLEFIELDS SURGERY	70	37%	27%	10%	56%	7%
05V	NHS STAFFORD AND SURROUNDS CCG	M83036	RISING BROOK SURGERY	127	28%	20%	7%	57%	15%
05V	NHS STAFFORD AND SURROUNDS CCG	M83044	BROWNING STREET SURGERY	96	36%	24%	13%	60%	3%
05V	NHS STAFFORD AND SURROUNDS CCG	M83045	PENKRIDGE MEDICAL PRAC.	88	41%	30%	11%	49%	10%
05V	NHS STAFFORD AND SURROUNDS CCG	M83049	HOLMCROFT SURGERY	110	34%	20%	14%	59%	7%
05V	NHS STAFFORD AND SURROUNDS CCG	M83050	WOLVERHAMPTON ROAD SURGERY	104	35%	26%	9%	56%	10%
05V	NHS STAFFORD AND SURROUNDS CCG	M83052	WEeping CROSS HEALTH CTR.	169	41%	30%	11%	40%	20%
05V	NHS STAFFORD AND SURROUNDS CCG	M83057	MILL BANK SURGERY	126	31%	26%	5%	37%	33%
05V	NHS STAFFORD AND SURROUNDS CCG	M83069	MANSION HOUSE SURGERY	112	50%	41%	9%	44%	6%
05V	NHS STAFFORD AND SURROUNDS CCG	M83070	GNOSALL SURGERY	52	46%	38%	*	46%	8%
05V	NHS STAFFORD AND SURROUNDS CCG	M83092	THE CROWN SURGERY	60	55%	37%	18%	35%	10%
05W	NHS STOKE ON TRENT CCG	M83004	MAYFIELD	125	27%	22%	6%	59%	14%
05W	NHS STOKE ON TRENT CCG	M83014	TRENT VALE HEALTH CENTRE	115	28%	20%	8%	50%	22%
05W	NHS STOKE ON TRENT CCG	M83021	FURLONG MEDICAL CENTRE	110	21%	16%	*	62%	17%
05W	NHS STOKE ON TRENT CCG	M83028	FENTON HEALTH CENTRE	115	27%	23%	*	61%	12%
05W	NHS STOKE ON TRENT CCG	M83038	ORCHARD SURGERY	99	15%	14%	*	55%	30%
05W	NHS STOKE ON TRENT CCG	M83047	MEIR PARK SURGERY	50	18%	16%	*	56%	26%
05W	NHS STOKE ON TRENT CCG	M83061	MILLRISE MEDICAL PRACTICE	83	22%	17%	*	64%	14%
05W	NHS STOKE ON TRENT CCG	M83066	HARTSHILL SURGERY	77	55%	43%	12%	32%	13%
05W	NHS STOKE ON TRENT CCG	M83068	BELGRAVE MEDICAL CENTRE	158	27%	18%	9%	61%	12%
05W	NHS STOKE ON TRENT CCG	M83075	DR PHILLIPS AND PARTNERS	99	42%	31%	11%	31%	26%
05W	NHS STOKE ON TRENT CCG	M83076	HARLEY STREET MEDICAL CTR	82	38%	27%	11%	46%	16%
05W	NHS STOKE ON TRENT CCG	M83082	THE HAYMARKET HEALTH CTR	149	19%	11%	8%	65%	16%
05W	NHS STOKE ON TRENT CCG	M83090	MEDICAL CENTRE	36	25%	22%	*	61%	14%
05W	NHS STOKE ON TRENT CCG	M83094	BROOK MEDICAL CENTRE	193	21%	14%	7%	61%	18%
05W	NHS STOKE ON TRENT CCG	M83100	DR MILES AND PARTNERS	29	24%	24%	-	66%	10%
05W	NHS STOKE ON TRENT CCG	M83102	POTTERIES MEDICAL CENTRE	57	*	*	*	72%	19%
05W	NHS STOKE ON TRENT CCG	M83123	BIRCHES HEAD MEDICAL CTR.	66	18%	14%	*	61%	21%
05W	NHS STOKE ON TRENT CCG	M83126	LONGTON HALL SURGERY	57	19%	16%	*	67%	14%

Table 16 : Prevalence of breastfeeding at 6 to 8 weeks , by GP Practice, CCG, Area Team 2013/14 - Annual

Source: NHS England

Crown Copyright © 2014



Code	CCG Name	Code	GP Practice name	Number of Infant due a check	Percentage of infants being breastfed (Total or partial)	Percentage of infants totally Breastfed	Percentage of infants partially breastfed	Percentage infants not at all breastfed	Percentage infants with no known status
05W	NHS STOKE ON TRENT CCG	M83127	COBRIDGE SURGERY	82	39%	22%	17%	35%	26%
05W	NHS STOKE ON TRENT CCG	M83128	MERTON SURGERY	45	22%	18%	*	60%	18%
05W	NHS STOKE ON TRENT CCG	M83133	THE SURGERY	14	*	*	*	50%	14%
05W	NHS STOKE ON TRENT CCG	M83134	THE SURGERY	46	24%	13%	*	57%	20%
05W	NHS STOKE ON TRENT CCG	M83138	HANFORD CLINIC	54	35%	26%	*	48%	17%
05W	NHS STOKE ON TRENT CCG	M83143	GOLDENHILL MEDICAL CENTRE	68	15%	9%	*	69%	16%
05W	NHS STOKE ON TRENT CCG	M83146	THE MOORCROFT MEDICAL CTR	100	24%	18%	6%	57%	19%
05W	NHS STOKE ON TRENT CCG	M83601	11 BRINSLEY AVENUE	19	58%	53%	*	32%	11%
05W	NHS STOKE ON TRENT CCG	M83619	STOKE HEALTH CENTRE	24	50%	38%	*	29%	21%
05W	NHS STOKE ON TRENT CCG	M83623	SHELTON PRIMARY CARE CTR	62	31%	13%	18%	47%	23%
05W	NHS STOKE ON TRENT CCG	M83624	CAMBRIDGE HOUSE	35	26%	17%	*	57%	17%
05W	NHS STOKE ON TRENT CCG	M83625	HANLEY HEALTH CENTRE	85	20%	11%	9%	60%	20%
05W	NHS STOKE ON TRENT CCG	M83627	APSLEY SURGERY	92	32%	18%	13%	46%	23%
05W	NHS STOKE ON TRENT CCG	M83629	DRAYTON ROAD SURGERY	40	28%	23%	*	55%	18%
05W	NHS STOKE ON TRENT CCG	M83631	LONGTON HEALTH CENTRE	36	17%	*	*	61%	22%
05W	NHS STOKE ON TRENT CCG	M83632	TRINITY HEALTH CENTRE	31	26%	26%	-	48%	26%
05W	NHS STOKE ON TRENT CCG	M83650	TUNSTALL PRIMARY CARE CENTRE	44	14%	*	*	61%	25%
05W	NHS STOKE ON TRENT CCG	M83661	28/30 WESTON STREET	26	31%	*	*	65%	4%
05W	NHS STOKE ON TRENT CCG	M83669	TUNSTALL PRIMARY CARE CENTRE	73	25%	16%	8%	56%	19%
05W	NHS STOKE ON TRENT CCG	M83678	HANFORD HEALTH CENTRE	18	33%	*	*	44%	22%
05W	NHS STOKE ON TRENT CCG	M83682	LUCIE WEDGEWOOD HEALTH CENTRE	74	19%	12%	*	69%	12%
05W	NHS STOKE ON TRENT CCG	M83695	THE HIGH RIDGE SURGERY	10	*	*	-	80%	10%
05W	NHS STOKE ON TRENT CCG	M83700	FIVE TOWNS GP PRACTICE	73	32%	21%	11%	38%	30%
05W	NHS STOKE ON TRENT CCG	M83708	WESTON COYNEY MEDICAL CENTRE	22	27%	*	*	64%	9%
05W	NHS STOKE ON TRENT CCG	M83709	BADDELEY GREEN SURGERY	51	37%	33%	*	49%	14%
05W	NHS STOKE ON TRENT CCG	M83711	TRENTHAM MEWS MEDICAL PRACTICE	38	63%	50%	*	16%	21%
05W	NHS STOKE ON TRENT CCG	M83712	16 ROSSLYN ROAD	53	23%	11%	11%	66%	11%
05W	NHS STOKE ON TRENT CCG	M83713	MEIR PRIMARY CARE CENTRE	52	15%	13%	*	73%	12%
05W	NHS STOKE ON TRENT CCG	M83714	STOKE HEALTH CENTRE	19	47%	42%	*	53%	0%
05W	NHS STOKE ON TRENT CCG	M83725	BLURTON HEALTH CENTRE	51	16%	14%	*	69%	16%
05W	NHS STOKE ON TRENT CCG	M83739	PACKMOOR MEDICAL CENTRE	50	28%	20%	*	64%	8%
05W	NHS STOKE ON TRENT CCG	Y00592	MOSS GREEN SURGERY	116	16%	12%	*	72%	11%
05W	NHS STOKE ON TRENT CCG	Y02521	MEIR PRIMARY HEALTH CARE CENTRE	166	22%	11%	10%	63%	15%
05W	NHS STOKE ON TRENT CCG	Y02867	MIDDLEPORT MEDICAL CENTRE	55	40%	22%	18%	36%	24%
05W	NHS STOKE ON TRENT CCG	Y02868	HANLEY HEALTH & WELL BEING CENTRE	55	31%	22%	*	49%	20%
05X	NHS TELFORD AND WREKIN CCG	M82001	THE HEALTH CENTRE	39	38%	31%	*	59%	3%
05X	NHS TELFORD AND WREKIN CCG	M82003	THE HEALTH CENTRE	179	27%	13%	14%	72%	1%
05X	NHS TELFORD AND WREKIN CCG	M82007	CHARLTON MEDICAL CENTRE	177	34%	23%	11%	66%	1%
05X	NHS TELFORD AND WREKIN CCG	M82009	DAWLEY MEDICAL PRACTICES	121	15%	12%	*	84%	1%
05X	NHS TELFORD AND WREKIN CCG	M82012	THE HEALTH CENTRE	170	36%	26%	11%	54%	9%
05X	NHS TELFORD AND WREKIN CCG	M82027	THE MEDICAL CENTRE	124	26%	19%	6%	73%	1%
05X	NHS TELFORD AND WREKIN CCG	M82028	THE SURGERY	106	42%	33%	9%	57%	1%
05X	NHS TELFORD AND WREKIN CCG	M82029	OAKENGATES MED PRATICE	145	30%	21%	8%	69%	1%
05X	NHS TELFORD AND WREKIN CCG	M82039	THE HEALTH CENTRE	144	38%	28%	9%	60%	3%
05X	NHS TELFORD AND WREKIN CCG	M82042	WOODSIDE HEALTH CENTRE	108	23%	17%	6%	76%	1%
05X	NHS TELFORD AND WREKIN CCG	M82054	THE HEALTH CENTRE	64	34%	25%	9%	64%	2%
05X	NHS TELFORD AND WREKIN CCG	M82056	LINDEN HALL SURGERY	83	47%	33%	14%	49%	4%
05X	NHS TELFORD AND WREKIN CCG	M82057	THE SURGERY	47	45%	26%	19%	55%	0%
05X	NHS TELFORD AND WREKIN CCG	M82059	SHAWBIRCH MEDICAL PRACT	75	49%	37%	12%	49%	1%
05X	NHS TELFORD AND WREKIN CCG	M82606	IRONBRIDGE MEDICAL PRACT	41	51%	44%	*	49%	0%
05X	NHS TELFORD AND WREKIN CCG	M82607	LEEGOMERY SURGERY	38	47%	26%	21%	53%	0%
05X	NHS TELFORD AND WREKIN CCG	M82612	HOLLIWELL PRACTICE	40	33%	*	20%	68%	0%
05X	NHS TELFORD AND WREKIN CCG	M82616	THE CHURCH CLOSE SURGERY	58	28%	22%	*	69%	3%
05X	NHS TELFORD AND WREKIN CCG	M82619	LAWLEY MEDICAL PRACTICE	109	45%	36%	9%	51%	4%
05X	NHS TELFORD AND WREKIN CCG	Y01929	TRINITY HEALTHCARE LIMITED	86	23%	14%	9%	76%	1%
05X	NHS TELFORD AND WREKIN CCG	Y02421	MALLING HEALTH TELFORD	52	44%	33%	12%	48%	8%
05X	NHS TELFORD AND WREKIN CCG	Y02422	MALLING HEALTH WREKIN	124	32%	25%	7%	55%	13%

Table 16 : Prevalence of breastfeeding at 6 to 8 weeks , by GP Practice, CCG, Area Team 2013/14 - Annual

Source: NHS England

Crown Copyright © 2014



Code	CCG Name	Code	GP Practice name	Number of Infant due a check	Percentage of infants being breastfed (Total or partial)	Percentage of infants totally Breastfed	Percentage of infants partially breastfed	Percentage infants not at all breastfed	Percentage infants with no known status
05W	NHS STOKE ON TRENT CCG	M83631	LONGTON HEALTH CENTRE	36	17%	*	*	61%	22%
05W	NHS STOKE ON TRENT CCG	M83632	TRINITY HEALTH CENTRE	31	26%	26%	-	48%	26%
05W	NHS STOKE ON TRENT CCG	M83650	TUNSTALL PRIMARY CARE CENTRE	44	14%	*	*	61%	25%
05W	NHS STOKE ON TRENT CCG	M83661	28/30 WESTON STREET	26	31%	*	*	65%	4%
05W	NHS STOKE ON TRENT CCG	M83669	TUNSTALL PRIMARY CARE CENTRE	73	25%	16%	8%	56%	19%
05W	NHS STOKE ON TRENT CCG	M83678	HANFORD HEALTH CENTRE	18	33%	*	*	44%	22%
05W	NHS STOKE ON TRENT CCG	M83682	LUCIE WEDGEWOOD HEALTH CENTRE	74	19%	12%	*	69%	12%
05W	NHS STOKE ON TRENT CCG	M83695	THE HIGH RIDGE SURGERY	10	*	*	-	80%	10%
05W	NHS STOKE ON TRENT CCG	M83700	FIVE TOWNS GP PRACTICE	73	32%	21%	11%	38%	30%
05W	NHS STOKE ON TRENT CCG	M83708	WESTON COYNEY MEDICAL CENTRE	22	27%	*	*	64%	9%
05W	NHS STOKE ON TRENT CCG	M83709	BADDELEY GREEN SURGERY	51	37%	33%	*	49%	14%
05W	NHS STOKE ON TRENT CCG	M83711	TRENTHAM MEWS MEDICAL PRACTICE	38	63%	50%	*	16%	21%
05W	NHS STOKE ON TRENT CCG	M83712	16 ROSSLYN ROAD	53	23%	11%	11%	66%	11%
05W	NHS STOKE ON TRENT CCG	M83713	MEIR PRIMARY CARE CENTRE	52	15%	13%	*	73%	12%
05W	NHS STOKE ON TRENT CCG	M83714	STOKE HEALTH CENTRE	19	47%	42%	*	53%	0%
05W	NHS STOKE ON TRENT CCG	M83725	BLURTON HEALTH CENTRE	51	16%	14%	*	69%	16%
05W	NHS STOKE ON TRENT CCG	M83739	PACKMOOR MEDICAL CENTRE	50	28%	20%	*	64%	8%
05W	NHS STOKE ON TRENT CCG	Y00592	MOSS GREEN SURGERY	116	16%	12%	*	72%	11%
05W	NHS STOKE ON TRENT CCG	Y02521	MEIR PRIMARY HEALTH CARE CENTRE	166	22%	11%	10%	63%	15%
05W	NHS STOKE ON TRENT CCG	Y02867	MIDDLEPORT MEDICAL CENTRE	55	40%	22%	18%	36%	24%
05W	NHS STOKE ON TRENT CCG	Y02868	HANLEY HEALTH & WELL BEING CENTRE	55	31%	22%	*	49%	20%
05X	NHS TELFORD AND WREKIN CCG	M82001	THE HEALTH CENTRE	39	38%	31%	*	59%	3%
05X	NHS TELFORD AND WREKIN CCG	M82003	THE HEALTH CENTRE	179	27%	13%	14%	72%	1%
05X	NHS TELFORD AND WREKIN CCG	M82007	CHARLTON MEDICAL CENTRE	177	34%	23%	11%	66%	1%
05X	NHS TELFORD AND WREKIN CCG	M82009	DAWLEY MEDICAL PRACTICES	121	15%	12%	*	84%	1%
05X	NHS TELFORD AND WREKIN CCG	M82012	THE HEALTH CENTRE	170	36%	26%	11%	54%	9%
05X	NHS TELFORD AND WREKIN CCG	M82027	THE MEDICAL CENTRE	124	26%	19%	6%	73%	1%
05X	NHS TELFORD AND WREKIN CCG	M82028	THE SURGERY	106	42%	33%	9%	57%	1%
05X	NHS TELFORD AND WREKIN CCG	M82029	OAKENGATES MED PRATICE	145	30%	21%	8%	69%	1%
05X	NHS TELFORD AND WREKIN CCG	M82039	THE HEALTH CENTRE	144	38%	28%	9%	60%	3%
05X	NHS TELFORD AND WREKIN CCG	M82042	WOODSIDE HEALTH CENTRE	108	23%	17%	6%	76%	1%
05X	NHS TELFORD AND WREKIN CCG	M82054	THE HEALTH CENTRE	64	34%	25%	9%	64%	2%
05X	NHS TELFORD AND WREKIN CCG	M82056	LINDEN HALL SURGERY	83	47%	33%	14%	49%	4%
05X	NHS TELFORD AND WREKIN CCG	M82057	THE SURGERY	47	45%	26%	19%	55%	0%
05X	NHS TELFORD AND WREKIN CCG	M82059	SHAWBIRCH MEDICAL PRACT	75	49%	37%	12%	49%	1%
05X	NHS TELFORD AND WREKIN CCG	M82606	IRONBRIDGE MEDICAL PRACT	41	51%	44%	*	49%	0%
05X	NHS TELFORD AND WREKIN CCG	M82607	LEEGOMERY SURGERY	38	47%	26%	21%	53%	0%
05X	NHS TELFORD AND WREKIN CCG	M82612	HOLLIWELL PRACTICE	40	33%	*	20%	68%	0%
05X	NHS TELFORD AND WREKIN CCG	M82616	THE CHURCH CLOSE SURGERY	58	28%	22%	*	69%	3%
05X	NHS TELFORD AND WREKIN CCG	M82619	LAWLEY MEDICAL PRACTICE	109	45%	36%	9%	51%	4%
05X	NHS TELFORD AND WREKIN CCG	Y01929	TRINITY HEALTHCARE LIMITED	86	23%	14%	9%	76%	1%
05X	NHS TELFORD AND WREKIN CCG	Y02421	MALLING HEALTH TELFORD	52	44%	33%	12%	48%	8%
05X	NHS TELFORD AND WREKIN CCG	Y02422	MALLING HEALTH WREKIN	124	32%	25%	7%	55%	13%
11E	NHS BATH AND NORTH EAST SOMERSE'	L81010	HOPE HOUSE SURGERY	76	45%	33%	12%	55%	0%
11E	NHS BATH AND NORTH EAST SOMERSE'	L81020	WIDCOMBE SURGERY	50	72%	56%	16%	14%	14%
11E	NHS BATH AND NORTH EAST SOMERSE'	L81025	ST CHADS SURGERY	122	51%	38%	13%	49%	0%
11E	NHS BATH AND NORTH EAST SOMERSE'	L81027	BATHEASTON MEDICAL CENTRE	57	70%	49%	21%	26%	4%
11E	NHS BATH AND NORTH EAST SOMERSE'	L81030	HARPTREE SURGERY	37	68%	57%	*	27%	5%
11E	NHS BATH AND NORTH EAST SOMERSE'	L81039	OLDFIELD SURGERY	116	61%	43%	18%	29%	9%
11E	NHS BATH AND NORTH EAST SOMERSE'	L81045	ST. AUGUSTINES	62	69%	52%	18%	26%	5%
11E	NHS BATH AND NORTH EAST SOMERSE'	L81049	THE SURGERY	55	64%	53%	11%	27%	9%
11E	NHS BATH AND NORTH EAST SOMERSE'	L81059	ELM HAYES SURGERY	114	39%	25%	15%	51%	10%
11E	NHS BATH AND NORTH EAST SOMERSE'	L81064	TEMPLE HOUSE	79	54%	35%	19%	41%	5%
11E	NHS BATH AND NORTH EAST SOMERSE'	L81065	COMBE DOWN HOUSE	66	61%	38%	23%	30%	9%
11E	NHS BATH AND NORTH EAST SOMERSE'	L81068	PULTENEY STREET SURGERY	91	75%	58%	16%	16%	9%
11E	NHS BATH AND NORTH EAST SOMERSE'	L81069	ST.MICHAEL'S SURGERY	106	33%	25%	8%	60%	7%
11E	NHS BATH AND NORTH EAST SOMERSE'	L81070	NEWBRIDGE SURGERY	102	73%	56%	17%	22%	6%
11E	NHS BATH AND NORTH EAST SOMERSE'	L81071	FAIRFIELD PARK HEALTH CTR	78	83%	63%	21%	14%	3%
11E	NHS BATH AND NORTH EAST SOMERSE'	L81072	CHEW MEDICAL PRACTICE	82	71%	56%	15%	29%	0%
11E	NHS BATH AND NORTH EAST SOMERSE'	L81073	WEST VIEW SURGERY	59	46%	32%	14%	53%	2%
11E	NHS BATH AND NORTH EAST SOMERSE'	L81080	ST.JAMES'S SURGERY	73	74%	53%	21%	26%	0%
11E	NHS BATH AND NORTH EAST SOMERSE'	L81101	SOMERTON HOUSE SURGERY	73	41%	26%	15%	59%	0%

Table 16 : Prevalence of breastfeeding at 6 to 8 weeks , by GP Practice, CCG, Area Team 2013/14 - Annual

Source: NHS England

Crown Copyright © 2014



Code	CCG Name	Code	GP Practice name	Number of Infant due a check	Percentage of infants being breastfed (Total or partial)	Percentage of infants totally Breastfed	Percentage of infants partially breastfed	Percentage infants not at all breastfed	Percentage infants with no known status
11E	NHS BATH AND NORTH EAST SOMERSE'	L81108	CATHARINE COTTAGE	11	100%	91%	*	-	0%
11E	NHS BATH AND NORTH EAST SOMERSE'	L81122	ST. MARY'S SURGERY	43	67%	56%	*	28%	5%
11E	NHS BATH AND NORTH EAST SOMERSE'	L81123	HILLCREST SURGERY	82	62%	46%	16%	35%	2%
11E	NHS BATH AND NORTH EAST SOMERSE'	L81132	WESTFIELD SURGERY	66	44%	32%	12%	55%	2%
11E	NHS BATH AND NORTH EAST SOMERSE'	L81617	MEDICAL CENTRE	*	*	*	-	-	25%
11E	NHS BATH AND NORTH EAST SOMERSE'	L81637	GROSVENOR PLACE SURGERY	27	89%	74%	*	*	4%
11E	NHS BATH AND NORTH EAST SOMERSE'	L81644	RUSH HILL SURGERY	81	64%	48%	16%	27%	9%
11E	NHS BATH AND NORTH EAST SOMERSE'	L81655	MONMOUTH SURGERY	35	69%	57%	*	29%	3%
11M	NHS GLOUCESTERSHIRE CCG	L84001	BARTONGATE SURGERY	112	46%	28%	19%	52%	2%
11M	NHS GLOUCESTERSHIRE CCG	L84002	CHELTENHAM ROAD SURGERY	62	48%	37%	11%	47%	5%
11M	NHS GLOUCESTERSHIRE CCG	L84003	UNDERWOOD SURGERY	106	62%	48%	14%	32%	6%
11M	NHS GLOUCESTERSHIRE CCG	L84004	WINCHCOMBE MEDICAL CENTRE	49	57%	47%	*	43%	0%
11M	NHS GLOUCESTERSHIRE CCG	L84005	THE SURGERY	37	73%	73%	-	27%	0%
11M	NHS GLOUCESTERSHIRE CCG	L84006	THE SURGERY	35	69%	57%	*	31%	0%
11M	NHS GLOUCESTERSHIRE CCG	L84007	ROWCROFT MEDICAL CENTRE	126	63%	52%	12%	35%	2%
11M	NHS GLOUCESTERSHIRE CCG	L84008	ST.GEORGE'S SURGERY	139	55%	45%	11%	42%	2%
11M	NHS GLOUCESTERSHIRE CCG	L84009	THE HADWEN MEDICAL PRACT.	235	42%	30%	11%	57%	1%
11M	NHS GLOUCESTERSHIRE CCG	L84010	THE PARK SURGERY	71	62%	52%	10%	37%	1%
11M	NHS GLOUCESTERSHIRE CCG	L84011	THE HEALTH CENTRE	51	35%	25%	*	65%	0%
11M	NHS GLOUCESTERSHIRE CCG	L84012	PHOENIX SURGERY	110	52%	47%	*	48%	0%
11M	NHS GLOUCESTERSHIRE CCG	L84013	SAINTBRIDGE SURGERY	101	25%	21%	*	71%	4%
11M	NHS GLOUCESTERSHIRE CCG	L84014	THE SURGERY	74	51%	46%	*	45%	4%
11M	NHS GLOUCESTERSHIRE CCG	L84015	SIXWAYS CLINIC	95	61%	51%	11%	34%	5%
11M	NHS GLOUCESTERSHIRE CCG	L84016	FRITHWOOD SURGERY	40	63%	53%	*	38%	0%
11M	NHS GLOUCESTERSHIRE CCG	L84017	ST.PETER'S ROAD SURGERY	57	56%	51%	*	44%	0%
11M	NHS GLOUCESTERSHIRE CCG	L84018	THE SURGERY	63	46%	40%	*	52%	2%
11M	NHS GLOUCESTERSHIRE CCG	L84019	THE ORCHARD MEDICAL CTR	39	38%	38%	-	62%	0%
11M	NHS GLOUCESTERSHIRE CCG	L84020	ROMNEY HOUSE SURGERY	71	61%	49%	11%	37%	3%
11M	NHS GLOUCESTERSHIRE CCG	L84021	YORKLEY HEALTH CENTRE	67	52%	43%	9%	46%	1%
11M	NHS GLOUCESTERSHIRE CCG	L84022	YORKLEIGH SURGERY	89	39%	31%	8%	61%	0%
11M	NHS GLOUCESTERSHIRE CCG	L84023	CHURCH STREET SURGERY	134	42%	33%	9%	54%	4%
11M	NHS GLOUCESTERSHIRE CCG	L84024	THE SURGERY	33	48%	33%	*	48%	3%
11M	NHS GLOUCESTERSHIRE CCG	L84025	HOYLAND HOUSE	30	67%	60%	*	23%	10%
11M	NHS GLOUCESTERSHIRE CCG	L84026	5 HEATHVILLE ROAD	104	35%	31%	*	61%	5%
11M	NHS GLOUCESTERSHIRE CCG	L84027	THE CULVERHAY SURGERY	43	67%	56%	*	33%	0%
11M	NHS GLOUCESTERSHIRE CCG	L84028	FOREST HEALTH CARE	87	46%	31%	15%	49%	5%
11M	NHS GLOUCESTERSHIRE CCG	L84029	THE SURGERY	27	44%	30%	*	56%	0%
11M	NHS GLOUCESTERSHIRE CCG	L84030	BERKELEY PLACE SURGERY	76	61%	57%	*	34%	5%
11M	NHS GLOUCESTERSHIRE CCG	L84031	THE STOW SURGERY	40	65%	50%	15%	35%	0%
11M	NHS GLOUCESTERSHIRE CCG	L84032	LOCKING HILL SURGERY	83	61%	55%	*	36%	2%
11M	NHS GLOUCESTERSHIRE CCG	L84033	THE PORTLAND PRACTICE	142	58%	46%	12%	41%	1%
11M	NHS GLOUCESTERSHIRE CCG	L84034	PAVILION FAMILY DOCTORS	182	43%	29%	14%	56%	1%
11M	NHS GLOUCESTERSHIRE CCG	L84036	SEVEN POSTS SURGERY	81	56%	48%	7%	42%	2%
11M	NHS GLOUCESTERSHIRE CCG	L84037	THE HOLTS HEALTH CENTRE	85	52%	33%	19%	48%	0%
11M	NHS GLOUCESTERSHIRE CCG	L84038	WESTWOOD SURGERY	82	67%	46%	21%	32%	1%
11M	NHS GLOUCESTERSHIRE CCG	L84039	STROUD HEALTH CENTRE	78	53%	44%	9%	44%	4%
11M	NHS GLOUCESTERSHIRE CCG	L84040	THE LECKHAMPTON SURGERY	113	75%	61%	14%	23%	2%
11M	NHS GLOUCESTERSHIRE CCG	L84041	OVERTON PARK SURGERY	120	63%	49%	14%	28%	9%
11M	NHS GLOUCESTERSHIRE CCG	L84042	LONDON ROAD MEDICAL PRACT	48	46%	38%	*	52%	2%
11M	NHS GLOUCESTERSHIRE CCG	L84043	CAMPDEN SURGERY	33	52%	36%	*	48%	0%
11M	NHS GLOUCESTERSHIRE CCG	L84044	MARYBROOK MEDICAL CENTRE	48	50%	46%	*	46%	4%
11M	NHS GLOUCESTERSHIRE CCG	L84045	MITCHELDEAN SURGERY	44	50%	39%	*	50%	0%
11M	NHS GLOUCESTERSHIRE CCG	L84046	DOCKHAM ROAD SURGERY	53	32%	21%	11%	62%	6%
11M	NHS GLOUCESTERSHIRE CCG	L84047	THE SURGERY	169	37%	29%	8%	57%	7%
11M	NHS GLOUCESTERSHIRE CCG	L84048	THE SURGERY	80	49%	41%	8%	50%	1%
11M	NHS GLOUCESTERSHIRE CCG	L84049	THE ROYAL WELL SURGERY	91	65%	56%	9%	33%	2%
11M	NHS GLOUCESTERSHIRE CCG	L84050	ROSEBANK SURGERY	371	42%	30%	11%	57%	1%
11M	NHS GLOUCESTERSHIRE CCG	L84051	THE CHIPPING SURGERY	54	69%	67%	*	31%	0%
11M	NHS GLOUCESTERSHIRE CCG	L84052	HEALTH CENTRE	94	39%	22%	17%	60%	1%
11M	NHS GLOUCESTERSHIRE CCG	L84053	HILARY COTTAGE SURGERY	54	50%	44%	*	50%	0%
11M	NHS GLOUCESTERSHIRE CCG	L84054	WATLEDGE SURGERY	74	57%	45%	12%	41%	3%
11M	NHS GLOUCESTERSHIRE CCG	L84055	THE MEDICAL CENTRE	23	70%	57%	*	30%	0%

Table 16 : Prevalence of breastfeeding at 6 to 8 weeks , by GP Practice, CCG, Area Team 2013/14 - Annual

Source: NHS England

Crown Copyright © 2014



Code	CCG Name	Code	GP Practice name	Number of Infant due a check	Percentage of infants being breastfed (Total or partial)	Percentage of infants totally Breastfed	Percentage of infants partially breastfed	Percentage infants not at all breastfed	Percentage infants with no known status
11M	NHS GLOUCESTERSHIRE CCG	L84056	THE CORINTHIAN SURGERY	100	48%	34%	14%	50%	2%
11M	NHS GLOUCESTERSHIRE CCG	L84057	BARNWOOD MEDICAL PRACTICE	54	50%	33%	17%	50%	0%
11M	NHS GLOUCESTERSHIRE CCG	L84058	ST.CATHERINE'S SURGERY	102	43%	31%	12%	55%	2%
11M	NHS GLOUCESTERSHIRE CCG	L84059	11 ROYAL CRESCENT	84	55%	48%	7%	44%	1%
11M	NHS GLOUCESTERSHIRE CCG	L84060	42 THE STREET	23	57%	52%	*	39%	4%
11M	NHS GLOUCESTERSHIRE CCG	L84063	RENDCOMB SURGERY	22	55%	41%	*	45%	0%
11M	NHS GLOUCESTERSHIRE CCG	L84065	PRICES MILL SURGERY	60	70%	53%	17%	27%	3%
11M	NHS GLOUCESTERSHIRE CCG	L84067	LONGLEVENS SURGERY	86	44%	36%	8%	51%	5%
11M	NHS GLOUCESTERSHIRE CCG	L84068	MANN COTTAGE SURGERY	23	78%	52%	26%	*	0%
11M	NHS GLOUCESTERSHIRE CCG	L84069	COLEFORD HEALTH CENTRE	61	36%	26%	10%	62%	2%
11M	NHS GLOUCESTERSHIRE CCG	L84070	HIGH STREET MEDICAL CTR.	61	46%	36%	10%	51%	3%
11M	NHS GLOUCESTERSHIRE CCG	L84071	BRUNSTON SURGERY	36	61%	36%	25%	39%	0%
11M	NHS GLOUCESTERSHIRE CCG	L84072	THE WHITE HOUSE	29	34%	34%	-	62%	3%
11M	NHS GLOUCESTERSHIRE CCG	L84073	ACORN PRACTICE	46	52%	37%	15%	48%	0%
11M	NHS GLOUCESTERSHIRE CCG	L84075	MAY LANE SURGERY	63	52%	43%	10%	48%	0%
11M	NHS GLOUCESTERSHIRE CCG	L84077	THE HEALTH CENTRE	36	50%	36%	*	44%	6%
11M	NHS GLOUCESTERSHIRE CCG	L84078	THE SURGERY	39	54%	41%	*	46%	0%
11M	NHS GLOUCESTERSHIRE CCG	L84080	REGENT STREET SURGERY	39	54%	46%	*	44%	3%
11M	NHS GLOUCESTERSHIRE CCG	L84081	KINGSHOLM SURGERY	65	42%	28%	14%	58%	0%
11M	NHS GLOUCESTERSHIRE CCG	L84084	THE SURGERY	100	41%	30%	11%	53%	6%
11M	NHS GLOUCESTERSHIRE CCG	L84085	SEVERN BANK SURGERY	41	41%	32%	*	54%	5%
11M	NHS GLOUCESTERSHIRE CCG	L84604	JESMOND HOUSE PRACTICE	45	62%	53%	*	31%	7%
11M	NHS GLOUCESTERSHIRE CCG	L84606	THE COLLEGE YARD SURGERY	38	47%	39%	*	50%	3%
11M	NHS GLOUCESTERSHIRE CCG	L84609	ST.LUKE'S MEDICAL CENTRE	29	79%	72%	*	*	3%
11M	NHS GLOUCESTERSHIRE CCG	L84613	STONEHOUSE HEALTH CLINIC	22	*	*	-	86%	5%
11M	NHS GLOUCESTERSHIRE CCG	L84615	THE SURGERY	26	50%	42%	*	46%	4%
11M	NHS GLOUCESTERSHIRE CCG	L84616	THE SURGERY	65	54%	38%	15%	37%	9%
11M	NHS GLOUCESTERSHIRE CCG	L84617	QUEDGELEY MEDICAL CENTRE	63	51%	41%	10%	49%	0%
11M	NHS GLOUCESTERSHIRE CCG	L84621	MATSON LANE SURGERY	38	29%	16%	*	71%	0%
11M	NHS GLOUCESTERSHIRE CCG	Y02384	THE SPRINGBANK COMMUNITY RESOURCE CTR	23	57%	52%	*	43%	0%
11M	NHS GLOUCESTERSHIRE CCG	Y02519	GLOUCESTER HEALTH ACCESS CTR	48	50%	35%	15%	44%	6%
12D	NHS SWINDON CCG	J83001	MERCHISTON SURGERY	130	44%	28%	16%	55%	2%
12D	NHS SWINDON CCG	J83002	WESTROP SURGERY	83	54%	37%	17%	39%	7%
12D	NHS SWINDON CCG	J83009	RIDGEWAY VIEW	107	50%	34%	17%	39%	10%
12D	NHS SWINDON CCG	J83022	DR HEATON & PARTNERS	116	56%	38%	18%	41%	3%
12D	NHS SWINDON CCG	J83024	PRIORY ROAD SURGERY	93	25%	18%	6%	66%	10%
12D	NHS SWINDON CCG	J83025	THE GREAT WESTERN SURGERY	55	47%	29%	18%	51%	2%
12D	NHS SWINDON CCG	J83027	HAWTHORN MEDICAL CENTRE	153	35%	20%	15%	61%	4%
12D	NHS SWINDON CCG	J83031	MOREDON MEDICAL CENTRE	184	38%	24%	14%	55%	7%
12D	NHS SWINDON CCG	J83033	THE WHALEBRIDGE PRACTICE	112	58%	38%	21%	38%	4%
12D	NHS SWINDON CCG	J83035	ABBEY MEADS MEDICAL PRACT	353	32%	21%	12%	62%	5%
12D	NHS SWINDON CCG	J83036	ASHINGTON HOUSE SURGERY	123	37%	26%	11%	58%	6%
12D	NHS SWINDON CCG	J83038	KINGSWOOD SURGERY	120	33%	22%	12%	63%	4%
12D	NHS SWINDON CCG	J83047	ELDENE SURGERY	91	42%	29%	13%	54%	4%
12D	NHS SWINDON CCG	J83054	THE HERMITAGE SURGERY	42	62%	33%	29%	36%	2%
12D	NHS SWINDON CCG	J83057	NORTH SWINDON PRACTICE	153	40%	25%	14%	55%	5%
12D	NHS SWINDON CCG	J83059	THE LAWN MEDICAL CENTRE	67	55%	39%	16%	37%	7%
12D	NHS SWINDON CCG	J83063	TAW HILL MEDICAL PRACTICE	262	47%	33%	14%	50%	3%
12D	NHS SWINDON CCG	J83064	RIDGE GREEN MEDICAL CTR.	131	46%	34%	11%	48%	6%
12D	NHS SWINDON CCG	J83633	VICTORIA CROSS SURGERY	95	66%	37%	29%	29%	4%
12D	NHS SWINDON CCG	J83634	MARLBOROUGH ROAD SURGERY	7	*	*	-	*	14%
12D	NHS SWINDON CCG	J83644	ELDENE HEALTH CENTRE	18	39%	39%	-	56%	6%
12D	NHS SWINDON CCG	J83645	PHOENIX SURGERY	54	44%	33%	11%	48%	7%
12D	NHS SWINDON CCG	J83646	PARK LANE PRACTICE	90	56%	39%	17%	41%	3%
12D	NHS SWINDON CCG	J83649	CORNERSTONE SURGERY	15	47%	40%	*	*	27%
12D	NHS SWINDON CCG	K84012	ELM TREE SURGERY	107	43%	32%	11%	32%	25%
12D	NHS SWINDON CCG	Y00058	THE CARFAX HEALTH ENTERPRISE	179	60%	41%	19%	27%	13%
12D	NHS SWINDON CCG	Y03671	SPARCELLS SURGERY	42	38%	26%	*	48%	14%
99N	NHS WILTSHIRE CCG	J81083	THE SURGERY	37	81%	76%	*	19%	0%
99N	NHS WILTSHIRE CCG	J83003	THE HARCOURT MEDICAL CTR	145	50%	43%	7%	45%	5%
99N	NHS WILTSHIRE CCG	J83004	WHITEPARISH SURGERY	43	63%	49%	14%	35%	2%
99N	NHS WILTSHIRE CCG	J83005	BARCROFT MEDICAL CENTRE	152	43%	35%	9%	53%	4%

Table 16 : Prevalence of breastfeeding at 6 to 8 weeks , by GP Practice, CCG, Area Team 2013/14 - Annual

Source: NHS England

Crown Copyright © 2014



Code	CCG Name	Code	GP Practice name	Number of Infant due a check	Percentage of infants being breastfed (Total or partial)	Percentage of infants totally Breastfed	Percentage of infants partially breastfed	Percentage infants not at all breastfed	Percentage infants with no known status
99N	NHS WILTSHIRE CCG	J83006	PURTON SURGERY	58	55%	45%	10%	40%	5%
99N	NHS WILTSHIRE CCG	J83007	HATHAWAY MEDICAL CENTRE	176	47%	34%	13%	50%	3%
99N	NHS WILTSHIRE CCG	J83008	LOVEMEAD GROUP PRACTICE	204	43%	34%	9%	54%	3%
99N	NHS WILTSHIRE CCG	J83010	THE PORCH SURGERY	131	50%	40%	9%	46%	5%
99N	NHS WILTSHIRE CCG	J83011	GIFFORDS PRIMARY CARE CTR	126	31%	25%	6%	61%	8%
99N	NHS WILTSHIRE CCG	J83013	THE SURGERY	67	60%	48%	12%	39%	1%
99N	NHS WILTSHIRE CCG	J83014	THE LUDGERSHALL HLTH CTRE	175	38%	28%	10%	57%	5%
99N	NHS WILTSHIRE CCG	J83015	NEW STREET SURGERY	*	-	-	-	*	0%
99N	NHS WILTSHIRE CCG	J83016	ADCROFT SURGERY	176	36%	27%	9%	58%	6%
99N	NHS WILTSHIRE CCG	J83017	THE SURGERY	64	45%	36%	9%	48%	6%
99N	NHS WILTSHIRE CCG	J83018	THE AVENUE SURGERY	152	47%	34%	13%	47%	6%
99N	NHS WILTSHIRE CCG	J83019	THE ORCHARD PARTNERSHIP	44	43%	34%	*	57%	0%
99N	NHS WILTSHIRE CCG	J83020	82 ST.ANN STREET	86	62%	51%	10%	30%	8%
99N	NHS WILTSHIRE CCG	J83021	SALISBURY MEDICAL PRACTICE	150	52%	43%	9%	43%	5%
99N	NHS WILTSHIRE CCG	J83023	AVON VALLEY PRACTICE	75	47%	39%	8%	52%	1%
99N	NHS WILTSHIRE CCG	J83026	72 ENDLESS STREET	80	60%	46%	14%	35%	5%
99N	NHS WILTSHIRE CCG	J83028	60 BRADFORD ROAD	133	55%	37%	18%	43%	2%
99N	NHS WILTSHIRE CCG	J83029	THE TINKERS LANE P/SHIP	98	40%	29%	11%	53%	7%
99N	NHS WILTSHIRE CCG	J83030	BRADFORD ON AVON & MELKSHAM HEALTH PART	200	66%	55%	12%	31%	3%
99N	NHS WILTSHIRE CCG	J83032	THE THREE SWANS SURGERY	109	52%	34%	18%	47%	1%
99N	NHS WILTSHIRE CCG	J83034	THE LANSDOWNE SURGERY	46	54%	39%	15%	41%	4%
99N	NHS WILTSHIRE CCG	J83037	MARLBOROUGH MEDICAL PRACT	88	66%	60%	*	30%	5%
99N	NHS WILTSHIRE CCG	J83039	NORTHLANDS SURGERY	100	45%	38%	7%	51%	4%
99N	NHS WILTSHIRE CCG	J83040	WHITE HORSE HEALTH CENTRE	213	44%	27%	17%	53%	3%
99N	NHS WILTSHIRE CCG	J83041	MALMESBURY PC CTR	153	57%	44%	12%	41%	3%
99N	NHS WILTSHIRE CCG	J83042	ROWDEN SURGERY	139	37%	25%	12%	50%	14%
99N	NHS WILTSHIRE CCG	J83043	DOWNTON SURGERY	43	67%	49%	19%	30%	2%
99N	NHS WILTSHIRE CCG	J83044	WIDBROOK MEDICAL PRACTICE	57	54%	40%	14%	46%	0%
99N	NHS WILTSHIRE CCG	J83045	RAMSBURY SURGERY	59	53%	47%	*	36%	12%
99N	NHS WILTSHIRE CCG	J83046	SPA MEDICAL CENTRE	137	45%	36%	9%	54%	1%
99N	NHS WILTSHIRE CCG	J83048	THE NEW SURGERY	46	57%	52%	*	39%	4%
99N	NHS WILTSHIRE CCG	J83049	THE SOUTHBROOM SURGERY	116	41%	29%	11%	56%	3%
99N	NHS WILTSHIRE CCG	J83050	PATFORD HOUSE SURGERY	54	37%	30%	*	56%	7%
99N	NHS WILTSHIRE CCG	J83052	MILL STREAM MEDICAL CENTRE	61	48%	36%	11%	49%	3%
99N	NHS WILTSHIRE CCG	J83053	ST.JAMES SURGERY	69	52%	41%	12%	43%	4%
99N	NHS WILTSHIRE CCG	J83055	NEW COURT SURGERY	94	57%	39%	18%	41%	1%
99N	NHS WILTSHIRE CCG	J83056	MARKET LAVINGTON SURGERY	32	59%	53%	*	38%	3%
99N	NHS WILTSHIRE CCG	J83058	THE SURGERY	25	52%	44%	*	40%	8%
99N	NHS WILTSHIRE CCG	J83060	MERE SURGERY	36	64%	39%	25%	33%	3%
99N	NHS WILTSHIRE CCG	J83062	WILTON HEALTH CENTRE	35	54%	43%	*	43%	3%
99N	NHS WILTSHIRE CCG	J83601	THE SPRAYS SURGERY	28	68%	57%	*	25%	7%
99N	NHS WILTSHIRE CCG	J83603	JUBILEE FIELD SURGERY	24	79%	67%	*	*	0%
99N	NHS WILTSHIRE CCG	J83607	SUTTON BENDER SURGERY	17	71%	53%	*	*	6%
99N	NHS WILTSHIRE CCG	J83609	CRICKLADE SURGERY	24	50%	33%	*	50%	0%
99N	NHS WILTSHIRE CCG	J83615	OLD SCHOOL HOUSE SURGERY	30	63%	57%	*	30%	7%
99N	NHS WILTSHIRE CCG	J83618	THE TOLSEY SURGERY	29	76%	55%	21%	*	7%
99N	NHS WILTSHIRE CCG	J83619	COURTYARD SURGERY	12	67%	*	*	*	0%
99N	NHS WILTSHIRE CCG	J83621	TILL VALLEY SURGERY	10	70%	*	*	*	0%
99N	NHS WILTSHIRE CCG	J83625	THE LODGE SURGERY	87	52%	41%	10%	48%	0%
99N	NHS WILTSHIRE CCG	J83627	BEMERTON HEATH SURGERY	32	34%	25%	*	59%	6%
99N	NHS WILTSHIRE CCG	J83629	THE SURGERY	7	*	*	*	*	14%
99N	NHS WILTSHIRE CCG	J83630	THE SURGERY	7	86%	*	*	*	0%
99N	NHS WILTSHIRE CCG	J83631	BECHERS BROOK SURGERY	*	*	*	-	-	33%
99N	NHS WILTSHIRE CCG	J83632	CROSS PLAIN SURGERY	49	43%	41%	*	55%	2%
99N	NHS WILTSHIRE CCG	J83636	BEVERSBROOK MEDICAL CENTRE(CHURCH STREET	81	48%	43%	*	51%	1%
99N	NHS WILTSHIRE CCG	J83642	SMALLBROOK SURGERY	41	49%	37%	*	46%	5%
99N	NHS WILTSHIRE CCG	J83643	THE BOURNE VALLEY PRACT.	62	47%	37%	10%	37%	16%

Table 16 : Prevalence of breastfeeding at 6 to 8 weeks , by GP Practice, CCG, Area Team 2013/14 - Annual

Source: NHS England

Crown Copyright © 2014



Code	CCG Name	Code	GP Practice name	Number of Infant due a check	Percentage of infants being breastfed (Total or patial)	Percentage of infants totally Breastfed	Percentage of infants partially breastfed	Percentage infants not at all breastfed	Percentage infants with no known status
11H	NHS BRISTOL CCG	L81006	WHITCHURCH HEALTH CENTRE	47	17%	*	*	83%	0%
11H	NHS BRISTOL CCG	L81007	SOUTHVILLE SURGERY	136	88%	68%	20%	12%	0%
11H	NHS BRISTOL CCG	L81008	SHIREHAMPTON GROUP PRACTICE	157	42%	29%	13%	55%	3%
11H	NHS BRISTOL CCG	L81009	STOCKWOOD MEDICAL CENTRE	108	32%	21%	11%	67%	1%
11H	NHS BRISTOL CCG	L81012	MONTPELIER HEALTH CENTRE	247	81%	55%	26%	11%	8%
11H	NHS BRISTOL CCG	L81013	FISHPONDS PRIMARY CARE CENTRE	165	58%	39%	19%	39%	3%
11H	NHS BRISTOL CCG	L81015	SEYMOUR MEDICAL PRACTICE	175	68%	32%	36%	32%	0%
11H	NHS BRISTOL CCG	L81017	WESTBURY-ON-TRYM PRIMARY CARE CENTRE	143	78%	67%	10%	21%	1%
11H	NHS BRISTOL CCG	L81022	HORFIELD HEALTH CENTRE	228	63%	42%	21%	36%	0%
11H	NHS BRISTOL CCG	L81023	EASTVILLE HEALTH CENTRE	159	79%	60%	19%	21%	1%
11H	NHS BRISTOL CCG	L81031	THE ARMADA FAMILY PRACTICE	159	32%	22%	10%	67%	1%
11H	NHS BRISTOL CCG	L81032	THE WEDMORE PRACTICE	93	47%	37%	11%	52%	1%
11H	NHS BRISTOL CCG	L81033	NIGHTINGALE VALLEY PRACTICE	274	54%	37%	17%	44%	2%
11H	NHS BRISTOL CCG	L81035	THE MALAGO SURGERY	138	65%	46%	20%	35%	0%
11H	NHS BRISTOL CCG	L81037	BRADGATE SURGERY	143	45%	34%	12%	54%	1%
11H	NHS BRISTOL CCG	L81038	AIR BALLOON SURGERY	170	55%	45%	11%	43%	2%
11H	NHS BRISTOL CCG	L81041	HARTCLIFFE HEALTH CENTRE	101	19%	11%	8%	80%	1%
11H	NHS BRISTOL CCG	L81053	THE LENNARD SURGERY	81	47%	32%	15%	53%	0%
11H	NHS BRISTOL CCG	L81054	GRANGE ROAD SURGERY	160	26%	17%	9%	74%	0%
11H	NHS BRISTOL CCG	L81057	GAYWOOD HOUSE SURGERY	111	68%	50%	18%	31%	2%
11H	NHS BRISTOL CCG	L81061	WELLSRING SURGERY	160	75%	43%	32%	24%	1%
11H	NHS BRISTOL CCG	L81062	ST.GEORGE HEALTH CENTRE	172	51%	37%	13%	49%	0%
11H	NHS BRISTOL CCG	L81067	SOUTHMEAD HEALTH CENTRE	138	35%	25%	9%	62%	3%
11H	NHS BRISTOL CCG	L81075	THE OLD SCHOOL SURGERY	96	55%	42%	14%	41%	4%
11H	NHS BRISTOL CCG	L81077	SEA MILLS SURGERY	71	49%	37%	13%	51%	0%
11H	NHS BRISTOL CCG	L81078	GLOUCESTER RD MEDICAL CTR	195	79%	61%	18%	19%	2%
11H	NHS BRISTOL CCG	L81081	PEMBROKE ROAD SURGERY	131	76%	60%	17%	16%	8%
11H	NHS BRISTOL CCG	L81082	BEDMINSTER FAMILY PRACTICE	163	69%	60%	9%	30%	1%
11H	NHS BRISTOL CCG	L81083	HARTCLIFFE HEALTH CENTRE	130	16%	12%	*	83%	1%
11H	NHS BRISTOL CCG	L81084	PRIORY SURGERY	94	60%	47%	13%	40%	0%
11H	NHS BRISTOL CCG	L81087	BEECHWOOD MEDICAL CTR	138	54%	38%	16%	46%	1%
11H	NHS BRISTOL CCG	L81088	LODGESIDE SURGERY	125	54%	35%	18%	44%	2%
11H	NHS BRISTOL CCG	L81089	LAWRENCE HILL HEALTH CTR.	184	71%	30%	41%	28%	1%
11H	NHS BRISTOL CCG	L81090	THE FAMILY PRACTICE	133	86%	59%	27%	13%	2%
11H	NHS BRISTOL CCG	L81091	WHITELADIES HEALTH CENTRE	133	71%	55%	17%	20%	9%
11H	NHS BRISTOL CCG	L81092	THE EASTON FAMILY PRACT	93	68%	33%	34%	31%	1%
11H	NHS BRISTOL CCG	L81093	ST.MARTINS SURGERY	91	55%	40%	15%	45%	0%
11H	NHS BRISTOL CCG	L81094	THE MERRYWOOD PRACTICE	110	20%	16%	*	79%	1%
11H	NHS BRISTOL CCG	L81095	THE CREST FAMILY PRACTICE	96	30%	22%	8%	69%	1%
11H	NHS BRISTOL CCG	L81098	GREENWAY COMMUNITY PRACTICE	90	57%	48%	9%	42%	1%
11H	NHS BRISTOL CCG	L81099	THE MEDICAL CENTRE	92	27%	21%	7%	70%	3%
11H	NHS BRISTOL CCG	L81107	*TO BE CONFIRMED DORMANT* NEVIL ROAD SURG	59	85%	73%	12%	12%	3%
11H	NHS BRISTOL CCG	L81112	BISHOPSTON MEDICAL PRACTICE	104	83%	64%	18%	16%	1%
11H	NHS BRISTOL CCG	L81120	BROOKLEA HEALTH CENTRE	76	55%	42%	13%	43%	1%
11H	NHS BRISTOL CCG	L81125	WELLS ROAD SURGERY	120	66%	53%	13%	34%	0%
11H	NHS BRISTOL CCG	L81128	AVONMOUTH MEDICAL CENTRE	36	47%	36%	*	53%	0%
11H	NHS BRISTOL CCG	L81131	FALLODON WAY MEDICAL CTR	79	81%	62%	19%	19%	0%
11H	NHS BRISTOL CCG	L81133	STUDENT HEALTH SERVICE	*	*	*	-	-	0%

Table 16 : Prevalence of breastfeeding at 6 to 8 weeks , by GP Practice, CCG, Area Team 2013/14 - Annual

Source: NHS England

Crown Copyright © 2014



Code	CCG Name	Code	GP Practice name	Number of Infant due a check	Percentage of infants being breastfed (Total or patial)	Percentage of infants totally Breastfed	Percentage of infants partially breastfed	Percentage infants not at all breastfed	Percentage infants with no known status
11H	NHS BRISTOL CCG	L81622	HELIOS MEDICAL CENTRE	37	86%	76%	*	*	5%
11H	NHS BRISTOL CCG	L81633	52 CLIFTON DOWN ROAD	16	81%	75%	*	*	0%
11H	NHS BRISTOL CCG	L81648	THE MAYTREES PRACTICE	60	75%	55%	20%	25%	0%
11H	NHS BRISTOL CCG	L81656	HOTWELL SURGERY	24	83%	54%	29%	*	4%
11H	NHS BRISTOL CCG	L81663	SNEYD PARK SURGERY	14	43%	*	*	57%	0%
11H	NHS BRISTOL CCG	L81669	MONKS PARK SURGERY	62	45%	34%	11%	53%	2%
11H	NHS BRISTOL CCG	Y02578	BROADMEAD MEDICAL CENTRE	51	88%	61%	27%	12%	0%
11T	NHS NORTH SOMERSET CCG	L81002	THE VILLAGE SURGERY	37	35%	30%	*	62%	3%
11T	NHS NORTH SOMERSET CCG	L81004	PORTISHEAD HEALTH CENTRE	201	54%	40%	14%	42%	4%
11T	NHS NORTH SOMERSET CCG	L81016	GRAHAM ROAD SURGERY	87	34%	24%	10%	60%	6%
11T	NHS NORTH SOMERSET CCG	L81021	WINSCOMBE SURGERY	49	45%	29%	16%	53%	2%
11T	NHS NORTH SOMERSET CCG	L81034	NAILSEA FAMILY PRACTICE	78	53%	42%	10%	40%	8%
11T	NHS NORTH SOMERSET CCG	L81040	CLEVEDON HEALTH CENTRE	75	39%	32%	*	53%	8%
11T	NHS NORTH SOMERSET CCG	L81043	LONGTON GROVE SURGERY	47	38%	32%	*	60%	2%
11T	NHS NORTH SOMERSET CCG	L81044	TUDOR LODGE	112	38%	31%	7%	61%	1%
11T	NHS NORTH SOMERSET CCG	L81051	NEW COURT SURGERY	105	44%	37%	7%	53%	3%
11T	NHS NORTH SOMERSET CCG	L81056	LONG ASHTON SURGERY	101	71%	60%	11%	26%	3%
11T	NHS NORTH SOMERSET CCG	L81058	THE MILTON SURGERY	87	43%	33%	9%	56%	1%
11T	NHS NORTH SOMERSET CCG	L81060	BACKWELL MEDICAL CENTRE	94	69%	59%	11%	31%	0%
11T	NHS NORTH SOMERSET CCG	L81066	STAFFORD MEDICAL GROUP	171	37%	26%	11%	61%	2%
11T	NHS NORTH SOMERSET CCG	L81074	YEO VALE MEDICAL PRACTICE	112	59%	40%	19%	37%	4%
11T	NHS NORTH SOMERSET CCG	L81085	HEYWOOD	53	49%	34%	15%	45%	6%
11T	NHS NORTH SOMERSET CCG	L81086	WRINGTON VALE MEDICAL PRACTICE	70	56%	47%	9%	44%	0%
11T	NHS NORTH SOMERSET CCG	L81102	SUNNYSIDE SURGERY	62	61%	42%	19%	37%	2%
11T	NHS NORTH SOMERSET CCG	L81116	CLEVEDON HEALTH CENTRE	76	66%	49%	17%	34%	0%
11T	NHS NORTH SOMERSET CCG	L81119	13 CLARENCE ROAD EAST	37	35%	30%	*	54%	11%
11T	NHS NORTH SOMERSET CCG	L81124	RIVERBANK MEDICAL CENTRE	103	37%	28%	9%	62%	1%
11T	NHS NORTH SOMERSET CCG	L81600	HARBOURSIDE FAMILY PRACT	136	57%	38%	18%	29%	14%
11T	NHS NORTH SOMERSET CCG	L81635	WORLE HEALTH CENTRE	45	24%	16%	*	62%	13%
11T	NHS NORTH SOMERSET CCG	L81643	THE CEDARS SURGERY	81	31%	21%	10%	62%	7%
11T	NHS NORTH SOMERSET CCG	L81670	WESTON PMS PILOT	91	26%	18%	9%	70%	3%
11T	NHS NORTH SOMERSET CCG	Y02580	*TO BE CONFIRMED DORMANT* WEST	*	*	*	-	*	0%
11T	NHS NORTH SOMERSET CCG	Y02581	ST GEORGES SURGERY	50	40%	22%	18%	52%	8%
11X	NHS SOMERSET CCG	L85001	FRENCH WEIR HEALTH CENTRE	169	54%	46%	8%	46%	0%
11X	NHS SOMERSET CCG	L85002	WELLS HEALTH CENTRE	66	58%	42%	15%	42%	0%
11X	NHS SOMERSET CCG	L85003	EXMOOR MEDICAL CENTRE	28	61%	57%	*	39%	0%
11X	NHS SOMERSET CCG	L85004	CREWKERNE HEALTH CENTRE	96	52%	46%	6%	48%	0%
11X	NHS SOMERSET CCG	L85005	THE SURGERY	42	50%	45%	*	50%	0%
11X	NHS SOMERSET CCG	L85006	CROWN MEDICAL CENTRE	94	54%	39%	15%	46%	0%
11X	NHS SOMERSET CCG	L85007	CHURCH STREET SURGERY	100	54%	46%	8%	46%	0%
11X	NHS SOMERSET CCG	L85008	FROME MEDICAL CENTRE	320	51%	41%	10%	49%	0%
11X	NHS SOMERSET CCG	L85009	THE SURGERY	77	43%	29%	14%	53%	4%
11X	NHS SOMERSET CCG	L85010	HIGHBRIDGE MEDICAL CENTRE	139	35%	24%	11%	63%	1%
11X	NHS SOMERSET CCG	L85011	CHEDDAR MEDICAL CTR.	63	52%	48%	*	48%	0%
11X	NHS SOMERSET CCG	L85012	WELLINGTON MEDICAL CENTRE	148	51%	43%	7%	49%	1%
11X	NHS SOMERSET CCG	L85013	QUANTOCK MEDICAL CENTRE	24	67%	50%	*	33%	0%
11X	NHS SOMERSET CCG	L85014	BLACKBROOK SURGERY	124	47%	39%	8%	53%	0%
11X	NHS SOMERSET CCG	L85015	PRESTON GROVE MEDICAL CTR	140	38%	30%	8%	61%	1%

Table 16 : Prevalence of breastfeeding at 6 to 8 weeks , by GP Practice, CCG, Area Team 2013/14 - Annual

Source: NHS England

Crown Copyright © 2014



Code	CCG Name	Code	GP Practice name	Number of Infant due a check	Percentage of infants being breastfed (Total or patial)	Percentage of infants totally Breastfed	Percentage of infants partially breastfed	Percentage infants not at all breastfed	Percentage infants with no known status
11X	NHS SOMERSET CCG	L85016	BURNHAM MEDICAL CENTRE	126	45%	37%	8%	54%	1%
11X	NHS SOMERSET CCG	L85017	PENN HILL SURGERY	109	52%	37%	16%	48%	0%
11X	NHS SOMERSET CCG	L85018	CANNINGTON HEALTH CENTRE	39	64%	54%	*	36%	0%
11X	NHS SOMERSET CCG	L85019	HARLEY HOUSE SURGERY	74	47%	35%	12%	53%	0%
11X	NHS SOMERSET CCG	L85020	ST.LUKES SURGERY	66	70%	64%	*	30%	0%
11X	NHS SOMERSET CCG	L85021	COLLEGE WAY SURGERY	81	68%	52%	16%	32%	0%
11X	NHS SOMERSET CCG	L85022	HENDFORD LODGE MED CENTRE	113	40%	31%	9%	59%	1%
11X	NHS SOMERSET CCG	L85023	ST.JAMES MEDICAL CENTRE	153	54%	42%	12%	46%	0%
11X	NHS SOMERSET CCG	L85024	QUARRY GROUND SURGERY	32	34%	25%	*	66%	0%
11X	NHS SOMERSET CCG	L85025	CRANLEIGH GARDENS MEDICAL CENTRE	146	36%	25%	10%	64%	0%
11X	NHS SOMERSET CCG	L85026	HAMDON MEDICAL CENTRE	43	47%	37%	*	53%	0%
11X	NHS SOMERSET CCG	L85027	WINCANTON HEALTH CENTRE	95	49%	42%	7%	51%	0%
11X	NHS SOMERSET CCG	L85028	SPRINGMEAD SURGERY	52	46%	42%	*	54%	0%
11X	NHS SOMERSET CCG	L85029	VINE SURGERY	77	51%	48%	*	49%	0%
11X	NHS SOMERSET CCG	L85030	ESSEX HOUSE MEDICAL CTR.	92	49%	42%	7%	51%	0%
11X	NHS SOMERSET CCG	L85031	THE SURGERY	38	58%	39%	18%	42%	0%
11X	NHS SOMERSET CCG	L85032	THE BRUTON SURGERY	39	56%	49%	*	44%	0%
11X	NHS SOMERSET CCG	L85033	THE SURGERY	89	54%	47%	7%	46%	0%
11X	NHS SOMERSET CCG	L85034	WELLS CITY PRACTICE	52	52%	44%	*	48%	0%
11X	NHS SOMERSET CCG	L85035	EAST QUAY MEDICAL CENTRE	174	40%	32%	8%	60%	0%
11X	NHS SOMERSET CCG	L85036	THE SURGERY	60	57%	40%	17%	43%	0%
11X	NHS SOMERSET CCG	L85037	THE HEALTH CENTRE	22	50%	36%	*	50%	0%
11X	NHS SOMERSET CCG	L85038	LISTER HOUSE SURGERY	42	48%	38%	*	50%	2%
11X	NHS SOMERSET CCG	L85039	THE GLASTONBURY SURGERY	83	51%	40%	11%	49%	0%
11X	NHS SOMERSET CCG	L85040	MILLBROOK SURGERY	45	64%	60%	*	36%	0%
11X	NHS SOMERSET CCG	L85041	IRNHAM LODGE SURGERY	53	53%	47%	*	47%	0%
11X	NHS SOMERSET CCG	L85042	TAUNTON ROAD MEDICAL CTR.	182	37%	27%	9%	63%	0%
11X	NHS SOMERSET CCG	L85043	THE PARK MEDICAL PRACTICE	105	53%	38%	15%	46%	1%
11X	NHS SOMERSET CCG	L85044	QUEEN CAMEL HEALTH CENTRE	25	72%	48%	24%	28%	0%
11X	NHS SOMERSET CCG	L85045	WESTLAKE SURGERY	28	46%	39%	*	54%	0%
11X	NHS SOMERSET CCG	L85046	MENDIP COUNTRY PRACTICE	49	51%	43%	*	49%	0%
11X	NHS SOMERSET CCG	L85047	GLASTONBURY HEALTH CENTRE	51	63%	55%	*	35%	2%
11X	NHS SOMERSET CCG	L85048	RYALLS PARK MEDICAL CTR	85	36%	31%	*	64%	0%
11X	NHS SOMERSET CCG	L85050	LUSON SURGERY	46	50%	43%	*	50%	0%
11X	NHS SOMERSET CCG	L85051	REDGATE MEDICAL CENTRE	104	28%	19%	9%	72%	0%
11X	NHS SOMERSET CCG	L85052	WARWICK HOUSE MEDICAL CTR	55	49%	45%	*	51%	0%
11X	NHS SOMERSET CCG	L85053	GROVE HOUSE SURGERY	70	51%	43%	9%	49%	0%
11X	NHS SOMERSET CCG	L85054	SUMMERVALE SURGERY	68	53%	35%	18%	47%	0%
11X	NHS SOMERSET CCG	L85055	AXBRIDGE SURGERY	50	52%	40%	12%	48%	0%
11X	NHS SOMERSET CCG	L85056	THE SURGERY	47	49%	40%	*	51%	0%
11X	NHS SOMERSET CCG	L85060	VINE SURGERY	37	54%	43%	*	46%	0%
11X	NHS SOMERSET CCG	L85061	THE MEADOWS SURGERY	36	44%	39%	*	53%	3%
11X	NHS SOMERSET CCG	L85062	LYNGFORD PARK SURGERY	67	42%	39%	*	58%	0%
11X	NHS SOMERSET CCG	L85064	OAKLANDS SURGERY	55	40%	27%	13%	60%	0%
11X	NHS SOMERSET CCG	L85065	THE SURGERY	14	43%	*	*	57%	0%
11X	NHS SOMERSET CCG	L85066	ILCHESTER SURGERY	60	70%	57%	13%	30%	0%
11X	NHS SOMERSET CCG	L85601	BRENT AREA MEDICAL CENTRE	11	64%	*	*	*	0%
11X	NHS SOMERSET CCG	L85602	BRENDON HILLS SURGERY	13	46%	46%	-	54%	0%

Table 16 : Prevalence of breastfeeding at 6 to 8 weeks , by GP Practice, CCG, Area Team 2013/14 - Annual

Source: NHS England

Crown Copyright © 2014



Code	CCG Name	Code	GP Practice name	Number of Infant due a check	Percentage of infants being breastfed (Total or patial)	Percentage of infants totally Breastfed	Percentage of infants partially breastfed	Percentage infants not at all breastfed	Percentage infants with no known status
11X	NHS SOMERSET CCG	L85607	SOMERSET BRIDGE MEDICAL CENTRE	68	46%	40%	*	54%	0%
11X	NHS SOMERSET CCG	L85608	THE MEDICAL CENTRE	7	*	*	-	*	14%
11X	NHS SOMERSET CCG	L85609	CREECH MEDICAL CENTRE	29	59%	41%	*	41%	0%
11X	NHS SOMERSET CCG	L85611	OAKHILL SURGERY	20	55%	45%	*	45%	0%
11X	NHS SOMERSET CCG	L85612	VICTORIA PARK MEDICAL CENTRE	61	34%	23%	11%	66%	0%
11X	NHS SOMERSET CCG	L85616	VICTORIA GATE SURGERY	59	41%	24%	17%	59%	0%
11X	NHS SOMERSET CCG	L85619	TAWSTOCK MEDICAL CENTRE	54	46%	37%	*	54%	0%
11X	NHS SOMERSET CCG	L85620	WEST ONE SURGERY	10	60%	*	*	*	0%
11X	NHS SOMERSET CCG	L85624	CHURCH VIEW SURGERY	12	67%	67%	-	*	0%
11X	NHS SOMERSET CCG	Y00189	ABBAY MANOR PARK SURGERY	56	55%	45%	11%	45%	0%
11X	NHS SOMERSET CCG	Y01163	WESTLAKE SURGERY	13	*	*	-	69%	8%
11X	NHS SOMERSET CCG	Y02778	NHS YEOVIL HEALTH CENTRE 37 MI	87	43%	32%	10%	57%	0%
12A	NHS SOUTH GLOUCESTERSHIRE CCG	L81014	FROME VALLEY MEDICAL CTR.	115	58%	46%	12%	42%	0%
12A	NHS SOUTH GLOUCESTERSHIRE CCG	L81018	THORNBURY HEALTH CENTRE	51	71%	51%	20%	29%	0%
12A	NHS SOUTH GLOUCESTERSHIRE CCG	L81019	THE STOKES MEDICAL CENTRE	173	40%	18%	22%	60%	0%
12A	NHS SOUTH GLOUCESTERSHIRE CCG	L81024	COURTSIDE SURGERY	165	40%	24%	16%	60%	0%
12A	NHS SOUTH GLOUCESTERSHIRE CCG	L81026	CHRISTCHURCH FAM MED CTR	169	53%	36%	17%	47%	0%
12A	NHS SOUTH GLOUCESTERSHIRE CCG	L81028	NORTHVILLE FAMILY PRACT.	65	54%	35%	18%	45%	2%
12A	NHS SOUTH GLOUCESTERSHIRE CCG	L81029	THE NEW SURGERY	52	63%	56%	*	37%	0%
12A	NHS SOUTH GLOUCESTERSHIRE CCG	L81036	CONISTON MEDICAL PRACTICE	142	35%	22%	13%	65%	0%
12A	NHS SOUTH GLOUCESTERSHIRE CCG	L81042	KENNEDY WAY SURGERY	114	45%	31%	14%	55%	0%
12A	NHS SOUTH GLOUCESTERSHIRE CCG	L81046	LEAP VALLEY SURGERY	77	49%	36%	13%	51%	0%
12A	NHS SOUTH GLOUCESTERSHIRE CCG	L81047	WEST WALK SURGERY	134	50%	32%	18%	50%	0%
12A	NHS SOUTH GLOUCESTERSHIRE CCG	L81050	CLOSE FARM SURGERY	85	39%	32%	7%	61%	0%
12A	NHS SOUTH GLOUCESTERSHIRE CCG	L81052	THE WILLOW SURGERY	156	45%	33%	12%	55%	0%
12A	NHS SOUTH GLOUCESTERSHIRE CCG	L81055	ORCHARD MEDICAL CENTRE	191	42%	30%	12%	58%	0%
12A	NHS SOUTH GLOUCESTERSHIRE CCG	L81063	KINGSWOOD HEALTH CENTRE	158	42%	32%	10%	58%	0%
12A	NHS SOUTH GLOUCESTERSHIRE CCG	L81079	HANHAM HEALTH	220	50%	38%	11%	50%	0%
12A	NHS SOUTH GLOUCESTERSHIRE CCG	L81103	THE SURGERY	59	54%	44%	10%	46%	0%
12A	NHS SOUTH GLOUCESTERSHIRE CCG	L81106	THORNBURY HEALTH CENTRE	30	67%	53%	*	33%	0%
12A	NHS SOUTH GLOUCESTERSHIRE CCG	L81117	THE SURGERY	39	49%	41%	*	51%	0%
12A	NHS SOUTH GLOUCESTERSHIRE CCG	L81118	STOKE GIFFORD MEDICAL CTR	178	46%	30%	16%	54%	0%
12A	NHS SOUTH GLOUCESTERSHIRE CCG	L81127	ALMONDSBURY SURGERY	47	53%	43%	*	45%	2%
12A	NHS SOUTH GLOUCESTERSHIRE CCG	L81130	THE PARK MEDICAL PRACTICE	57	32%	25%	*	67%	2%
12A	NHS SOUTH GLOUCESTERSHIRE CCG	L81134	THE OAKS MEDICAL PRACTICE	66	42%	27%	15%	58%	0%
12A	NHS SOUTH GLOUCESTERSHIRE CCG	L81632	BLACKHORSE MEDICAL CTR.	155	60%	44%	16%	40%	0%
12A	NHS SOUTH GLOUCESTERSHIRE CCG	L81642	WELLINGTON ROAD FAMILY PRACTICE	20	50%	45%	*	50%	0%
12A	NHS SOUTH GLOUCESTERSHIRE CCG	L81649	BRADLEY STOKE SURGERY	243	53%	40%	14%	47%	0%

Table 16 : Prevalence of breastfeeding at 6 to 8 weeks , by GP Practice, CCG, Area Team 2013/14 - Annual

Source: NHS England

Crown Copyright © 2014



Code	CCG Name	Code	GP Practice name	Number of Infant due a check	Percentage of infants being breastfed (Total or patial)	Percentage of infants totally Breastfed	Percentage of infants partially breastfed	Percentage infants not at all breastfed	Percentage infants with no known status
11N	NHS KERNOW CCG	L82001	THE LANDER MEDICAL PRACTICE	187	47%	39%	7%	44%	9%
11N	NHS KERNOW CCG	L82002	HOME CROFT SURGERY	66	20%	18%	*	33%	47%
11N	NHS KERNOW CCG	L82003	THE SURGERY	78	56%	44%	13%	40%	4%
11N	NHS KERNOW CCG	L82004	WADEBRIDGE AND CAMEL	46	50%	46%	*	43%	7%
11N	NHS KERNOW CCG	L82006	THE PENRYN SURGERY	156	51%	42%	9%	38%	12%
11N	NHS KERNOW CCG	L82007	THE MEDICAL CENTRE	27	48%	37%	*	30%	22%
11N	NHS KERNOW CCG	L82008	THE MEDICAL CENTRE	103	55%	42%	14%	39%	6%
11N	NHS KERNOW CCG	L82009	CARNEWATER PRACTICE	140	36%	26%	9%	61%	3%
11N	NHS KERNOW CCG	L82010	STILLMOOR HOUSE	132	11%	10%	*	23%	65%
11N	NHS KERNOW CCG	L82011	BRANNEL SURGERY	51	29%	27%	*	57%	14%
11N	NHS KERNOW CCG	L82012	THE HEALTH CENTRE	119	21%	19%	*	29%	50%
11N	NHS KERNOW CCG	L82013	PERRANPORTH SURGERY	62	61%	48%	13%	35%	3%
11N	NHS KERNOW CCG	L82014	TREVITHICK SURGERY	46	24%	24%	-	74%	2%
11N	NHS KERNOW CCG	L82015	THE HEALTH CENTRE	49	55%	39%	16%	31%	14%
11N	NHS KERNOW CCG	L82016	OAKTREE SURGERY	95	43%	33%	11%	47%	9%
11N	NHS KERNOW CCG	L82017	THE HEALTH CENTRE	23	61%	48%	*	*	35%
11N	NHS KERNOW CCG	L82018	HELSTON MEDICAL CENTRE	151	44%	30%	14%	54%	1%
11N	NHS KERNOW CCG	L82019	THE PARK MEDICAL CENTRE	76	36%	30%	*	54%	11%
11N	NHS KERNOW CCG	L82021	ALVERTON PRACTICE	46	41%	37%	*	52%	7%
11N	NHS KERNOW CCG	L82022	THE HEALTH CENTRE	47	28%	19%	*	38%	34%
11N	NHS KERNOW CCG	L82023	THE SURGERY	196	48%	36%	12%	44%	8%
11N	NHS KERNOW CCG	L82024	CLINTON ROAD SURGERY	40	50%	43%	*	35%	15%
11N	NHS KERNOW CCG	L82025	THE SURGERY	31	48%	39%	*	23%	29%
11N	NHS KERNOW CCG	L82026	MIDDLEWAY SURGERY	58	22%	16%	*	60%	17%
11N	NHS KERNOW CCG	L82028	THE THREE SPIRES MEDICAL PRACTICE	145	54%	43%	12%	37%	9%
11N	NHS KERNOW CCG	L82029	NARROWCLIFF SURGERY	114	59%	31%	28%	32%	10%
11N	NHS KERNOW CCG	L82030	LAUNCESTON MEDICAL CENTRE	167	40%	29%	10%	43%	17%
11N	NHS KERNOW CCG	L82035	FOWEY RIVER PRACTICE	56	43%	36%	*	39%	18%
11N	NHS KERNOW CCG	L82036	BODRIGGY HEALTH CENTRE	110	51%	41%	10%	43%	6%
11N	NHS KERNOW CCG	L82037	THE HEALTH CENTRE	25	52%	44%	*	28%	20%
11N	NHS KERNOW CCG	L82038	CAPE CORNWALL SURGERY	30	67%	47%	20%	33%	0%
11N	NHS KERNOW CCG	L82039	LOSTWITHIEL SURGERY	37	54%	43%	*	22%	24%
11N	NHS KERNOW CCG	L82040	WOODLAND ROAD SURGERY	79	14%	10%	*	41%	46%
11N	NHS KERNOW CCG	L82041	POOL HEALTH CENTRE	176	37%	30%	7%	57%	6%
11N	NHS KERNOW CCG	L82042	THE MANOR SURGERY	102	36%	27%	9%	60%	4%
11N	NHS KERNOW CCG	L82043	QUAY LANE SURGERY	17	65%	47%	*	*	6%
11N	NHS KERNOW CCG	L82044	VEOR SURGERY	72	24%	15%	8%	65%	11%
11N	NHS KERNOW CCG	L82045	THE SURGERY	85	48%	34%	14%	36%	15%
11N	NHS KERNOW CCG	L82046	SALTASH HEALTH CENTRE	145	46%	35%	10%	44%	10%
11N	NHS KERNOW CCG	L82047	MARAZION SURGERY	51	57%	51%	*	43%	0%
11N	NHS KERNOW CCG	L82048	THE SURGERY	27	74%	67%	*	*	7%
11N	NHS KERNOW CCG	L82049	THE FALMOUTH HEALTH CENTRE	87	18%	15%	*	28%	54%
11N	NHS KERNOW CCG	L82050	ROSEDEAN SURGERY	76	43%	34%	9%	53%	4%
11N	NHS KERNOW CCG	L82051	THE CLAYS PRACTICE	135	29%	18%	11%	68%	3%
11N	NHS KERNOW CCG	L82052	TRESCOBELAS SURGERY	88	48%	39%	9%	34%	18%
11N	NHS KERNOW CCG	L82053	PENALVERNE SURGERY	49	35%	31%	*	47%	18%
11N	NHS KERNOW CCG	L82054	ST.AGNES SURGERY	69	77%	62%	14%	22%	1%
11N	NHS KERNOW CCG	L82055	POLKYTH SURGERY	93	32%	25%	8%	45%	23%

Table 16 : Prevalence of breastfeeding at 6 to 8 weeks , by GP Practice, CCG, Area Team 2013/14 - Annual

Source: NHS England

Crown Copyright © 2014



Code	CCG Name	Code	GP Practice name	Number of Infant due a check	Percentage of infants being breastfed (Total or patial)	Percentage of infants totally Breastfed	Percentage of infants partially breastfed	Percentage infants not at all breastfed	Percentage infants with no known status
11N	NHS KERNOW CCG	L82056	MULLION & CONSTANTINE GROUP PRACTICE	46	50%	46%	*	28%	22%
11N	NHS KERNOW CCG	L82057	ST KEVERNE HEALTH CENTRE	24	42%	38%	*	50%	8%
11N	NHS KERNOW CCG	L82058	BOTTREAU SURGERY	42	57%	48%	*	31%	12%
11N	NHS KERNOW CCG	L82059	100 MENEAGE STREET	72	36%	26%	10%	63%	1%
11N	NHS KERNOW CCG	L82061	THE SURGERY	40	70%	60%	*	30%	0%
11N	NHS KERNOW CCG	L82066	PORT VIEW SURGERY	60	47%	42%	*	48%	5%
11N	NHS KERNOW CCG	L82068	THE SURGERY	44	68%	45%	23%	20%	11%
11N	NHS KERNOW CCG	L82070	SUNNYSIDE SURGERY	45	40%	33%	*	49%	11%
11N	NHS KERNOW CCG	L82611	WHEAL NORTHEY SURGERY	108	44%	32%	11%	52%	5%
11N	NHS KERNOW CCG	L82617	PHOENIX SURGERY	77	29%	18%	10%	65%	6%
11N	NHS KERNOW CCG	L82618	THE MEDICAL CENTRE	25	44%	44%	-	48%	8%
11N	NHS KERNOW CCG	L82620	HARRIS MEMORIAL SURGERY	47	40%	34%	*	36%	23%
11N	NHS KERNOW CCG	L82621	THE SURGERY	27	59%	30%	30%	22%	19%
11N	NHS KERNOW CCG	L82622	THE WESTOVER SURGERY	66	56%	45%	11%	18%	26%
11N	NHS KERNOW CCG	Y00969	THE RAME GROUP PRACTICE	90	51%	38%	13%	42%	7%
11N	NHS KERNOW CCG	Y01050	ROSEMELLYN SURGERY	75	35%	27%	8%	52%	13%
11N	NHS KERNOW CCG	Y01051	MORRAB SURGERY	57	30%	26%	*	54%	16%
11N	NHS KERNOW CCG	Y01127	THE BUDE SURGERY	53	62%	40%	23%	36%	2%
11N	NHS KERNOW CCG	Y01922	THE STENNACK SURGERY	102	40%	34%	6%	17%	43%
11N	NHS KERNOW CCG	Y02517	NEWQUAY HEALTH CTR	209	50%	37%	13%	44%	6%
11N	NHS KERNOW CCG	Y02596	CARDREW HEALTH CENTRE	59	14%	*	*	37%	49%
99P	NHS NORTH, EAST, WEST DEVON CCG	L83003	QUEENS MEDICAL CENTRE	72	49%	35%	14%	51%	0%
99P	NHS NORTH, EAST, WEST DEVON CCG	L83006	ERNESETTLE GREEN SURGERY	151	21%	13%	9%	70%	9%
99P	NHS NORTH, EAST, WEST DEVON CCG	L83008	PATHFIELDS PRACTICE	122	39%	30%	9%	61%	1%
99P	NHS NORTH, EAST, WEST DEVON CCG	L83012	THE NEW SURGERY	22	73%	55%	*	27%	0%
99P	NHS NORTH, EAST, WEST DEVON CCG	L83015	OAKSIDE SURGERY	85	12%	8%	*	85%	4%
99P	NHS NORTH, EAST, WEST DEVON CCG	L83017	WATERSIDE PRIMARY CARE	98	49%	40%	9%	51%	0%
99P	NHS NORTH, EAST, WEST DEVON CCG	L83018	BEAUMONT VILLA SURGERY	99	58%	43%	14%	38%	4%
99P	NHS NORTH, EAST, WEST DEVON CCG	L83019	ELM SURGERY	59	34%	27%	*	66%	0%
99P	NHS NORTH, EAST, WEST DEVON CCG	L83021	DEAN CROSS SURGERY	99	47%	34%	13%	52%	1%
99P	NHS NORTH, EAST, WEST DEVON CCG	L83023	MID DEVON MEDICAL PRACTICE	*	-	-	-	-	100%
99P	NHS NORTH, EAST, WEST DEVON CCG	L83025	WALLINGBROOK HEALTH CTR	44	64%	52%	*	36%	0%
99P	NHS NORTH, EAST, WEST DEVON CCG	L83026	TORRINGTON HEALTH CENTRE	40	63%	53%	*	38%	0%
99P	NHS NORTH, EAST, WEST DEVON CCG	L83028	ST NEOTS SURGERY	126	31%	22%	9%	68%	1%
99P	NHS NORTH, EAST, WEST DEVON CCG	L83030	NORTH ROAD WEST MED.CTR.	83	40%	30%	10%	59%	1%
99P	NHS NORTH, EAST, WEST DEVON CCG	L83035	LITCHDON PRACTICE	130	53%	35%	18%	47%	0%
99P	NHS NORTH, EAST, WEST DEVON CCG	L83037	CHARD ROAD SURGERY	102	30%	25%	6%	70%	0%
99P	NHS NORTH, EAST, WEST DEVON CCG	L83038	TAVYSIDE HEALTH CENTRE	59	56%	47%	*	44%	0%
99P	NHS NORTH, EAST, WEST DEVON CCG	L83039	2 BAMPFYLDE WAY	70	16%	13%	*	79%	6%
99P	NHS NORTH, EAST, WEST DEVON CCG	L83047	EAST STREET SURGERY	51	51%	39%	12%	49%	0%
99P	NHS NORTH, EAST, WEST DEVON CCG	L83048	ROBOROUGH SURGERY	138	46%	39%	7%	52%	1%
99P	NHS NORTH, EAST, WEST DEVON CCG	L83050	NORTHAM SURGERY	104	40%	37%	*	60%	0%
99P	NHS NORTH, EAST, WEST DEVON CCG	L83057	FREMINGTON MEDICAL CENTRE	33	48%	39%	*	52%	0%
99P	NHS NORTH, EAST, WEST DEVON CCG	L83059	THE NORTON BROOK MED.CTR.	73	52%	41%	11%	45%	3%
99P	NHS NORTH, EAST, WEST DEVON CCG	L83061	THE MANNAMEAD SURGERY	89	57%	51%	7%	42%	1%
99P	NHS NORTH, EAST, WEST DEVON CCG	L83064	CHURCH VIEW SURGERY	113	52%	38%	14%	45%	3%
99P	NHS NORTH, EAST, WEST DEVON CCG	L83068	THE HEALTH CENTRE	21	57%	48%	*	43%	0%
99P	NHS NORTH, EAST, WEST DEVON CCG	L83069	HOLSWORTHY DOCTORS	83	58%	46%	12%	42%	0%

Table 16 : Prevalence of breastfeeding at 6 to 8 weeks , by GP Practice, CCG, Area Team 2013/14 - Annual

Source: NHS England

Crown Copyright © 2014



Code	CCG Name	Code	GP Practice name	Number of Infant due a check	Percentage of infants being breastfed (Total or patial)	Percentage of infants totally Breastfed	Percentage of infants partially breastfed	Percentage infants not at all breastfed	Percentage infants with no known status
99P	NHS NORTH, EAST, WEST DEVON CCG	L83071	STOKE SURGERY	98	34%	27%	7%	63%	3%
99P	NHS NORTH, EAST, WEST DEVON CCG	L83072	FRIARY HOUSE SURGERY	141	47%	38%	9%	46%	7%
99P	NHS NORTH, EAST, WEST DEVON CCG	L83073	BRANNAM MEDICAL CENTRE	150	55%	36%	19%	45%	0%
99P	NHS NORTH, EAST, WEST DEVON CCG	L83074	STIRLING ROAD SURGERY	117	23%	18%	5%	74%	3%
99P	NHS NORTH, EAST, WEST DEVON CCG	L83075	THE HEALTH CENTRE	42	52%	48%	*	40%	7%
99P	NHS NORTH, EAST, WEST DEVON CCG	L83076	CATTEDOWN PRIMARY CARE CTR	66	44%	33%	11%	53%	3%
99P	NHS NORTH, EAST, WEST DEVON CCG	L83080	ARMADA SURGERY	32	28%	19%	*	72%	0%
99P	NHS NORTH, EAST, WEST DEVON CCG	L83081	YEALM MEDICAL CENTRE	35	71%	63%	*	29%	0%
99P	NHS NORTH, EAST, WEST DEVON CCG	L83083	BIDEFORD MEDICAL CENTRE	170	44%	31%	13%	56%	0%
99P	NHS NORTH, EAST, WEST DEVON CCG	L83086	THE HEALTH CENTRE	23	70%	65%	*	30%	0%
99P	NHS NORTH, EAST, WEST DEVON CCG	L83088	REDFERN HEALTH CENTRE	35	66%	66%	-	34%	0%
99P	NHS NORTH, EAST, WEST DEVON CCG	L83089	KNOWLE HOUSE SURGERY	182	38%	31%	7%	59%	3%
99P	NHS NORTH, EAST, WEST DEVON CCG	L83093	THE RIDGEWAY PRACTICE	136	46%	32%	14%	51%	3%
99P	NHS NORTH, EAST, WEST DEVON CCG	L83095	COLERIDGE MEDICAL CENTRE	*	-	-	-	-	100%
99P	NHS NORTH, EAST, WEST DEVON CCG	L83096	WARWICK PRACTICE	98	55%	39%	16%	45%	0%
99P	NHS NORTH, EAST, WEST DEVON CCG	L83097	CAEN MEDICAL CENTRE	137	62%	47%	15%	38%	0%
99P	NHS NORTH, EAST, WEST DEVON CCG	L83100	THE IVYBRIDGE HEALTH CTRE	114	49%	40%	9%	46%	5%
99P	NHS NORTH, EAST, WEST DEVON CCG	L83101	ABBAY SURGERY	114	57%	49%	8%	41%	2%
99P	NHS NORTH, EAST, WEST DEVON CCG	L83102	THE SURGERY	50	54%	52%	*	46%	0%
99P	NHS NORTH, EAST, WEST DEVON CCG	L83105	CASTLE GARDENS SURGERY	60	53%	38%	15%	47%	0%
99P	NHS NORTH, EAST, WEST DEVON CCG	L83106	THE WOODA SURGERY	100	46%	28%	18%	54%	0%
99P	NHS NORTH, EAST, WEST DEVON CCG	L83107	CROWNHILL SURGERY	41	27%	24%	*	73%	0%
99P	NHS NORTH, EAST, WEST DEVON CCG	L83109	THE SURGERY	11	64%	64%	-	*	9%
99P	NHS NORTH, EAST, WEST DEVON CCG	L83112	WEST HOE SURGERY	47	55%	47%	*	45%	0%
99P	NHS NORTH, EAST, WEST DEVON CCG	L83113	BUDSHEAD HEALTH CENTRE	105	30%	18%	11%	70%	1%
99P	NHS NORTH, EAST, WEST DEVON CCG	L83117	34 FORD PARK ROAD	*	*	*	-	*	0%
99P	NHS NORTH, EAST, WEST DEVON CCG	L83121	BEECH HOUSE	17	59%	47%	*	41%	0%
99P	NHS NORTH, EAST, WEST DEVON CCG	L83123	TOTHILL SURGERY	21	29%	*	*	67%	5%
99P	NHS NORTH, EAST, WEST DEVON CCG	L83125	BARTON	18	44%	33%	*	56%	0%
99P	NHS NORTH, EAST, WEST DEVON CCG	L83128	BRAMBLEHAIES SURGERY	*	*	*	-	-	0%
99P	NHS NORTH, EAST, WEST DEVON CCG	L83129	66 THE SQUARE	21	71%	57%	*	29%	0%
99P	NHS NORTH, EAST, WEST DEVON CCG	L83132	COLLINGS PARK MEDICAL CTR	59	36%	31%	*	63%	2%
99P	NHS NORTH, EAST, WEST DEVON CCG	L83133	PLYM RIVER PRACTICE	60	37%	28%	*	58%	5%
99P	NHS NORTH, EAST, WEST DEVON CCG	L83137	SOUTH MOLTON HEALTH CTRE	67	61%	51%	10%	39%	0%
99P	NHS NORTH, EAST, WEST DEVON CCG	L83138	GLENSIDE MEDICAL CENTRE	65	34%	31%	*	66%	0%
99P	NHS NORTH, EAST, WEST DEVON CCG	L83139	BOUPTORT MEDICAL CENTRE	74	51%	43%	8%	49%	0%
99P	NHS NORTH, EAST, WEST DEVON CCG	L83144	ESTOVER HEALTH CENTRE	19	32%	*	*	68%	0%
99P	NHS NORTH, EAST, WEST DEVON CCG	L83147	LISSON GROVE & WOOLWELL MEDICAL CTR.	74	38%	35%	*	61%	1%
99P	NHS NORTH, EAST, WEST DEVON CCG	L83608	LIFTON SURGERY	23	52%	39%	*	43%	4%
99P	NHS NORTH, EAST, WEST DEVON CCG	L83624	MARLBOROUGH ST SURGERY	77	27%	13%	14%	70%	3%
99P	NHS NORTH, EAST, WEST DEVON CCG	L83626	218 SALTASH ROAD	25	32%	24%	*	68%	0%
99P	NHS NORTH, EAST, WEST DEVON CCG	L83639	THE SURGERY	18	61%	56%	*	33%	6%
99P	NHS NORTH, EAST, WEST DEVON CCG	L83642	ESTOVER SURGERY	21	43%	*	*	57%	0%
99P	NHS NORTH, EAST, WEST DEVON CCG	L83643	FREEDOM HEALTH CENTRE	24	46%	42%	*	42%	13%
99P	NHS NORTH, EAST, WEST DEVON CCG	L83644	HIGHLANDS HEALTH CENTRE	35	54%	43%	*	37%	9%
99P	NHS NORTH, EAST, WEST DEVON CCG	L83646	ST LEVEN SURGERY	97	35%	28%	7%	64%	1%
99P	NHS NORTH, EAST, WEST DEVON CCG	L83648	PEVERELL PARK SURGERY	137	57%	48%	9%	43%	0%
99P	NHS NORTH, EAST, WEST DEVON CCG	L83651	20 ADELAIDE STREET	35	31%	23%	*	40%	29%

Table 16 : Prevalence of breastfeeding at 6 to 8 weeks , by GP Practice, CCG, Area Team 2013/14 - Annual

Source: NHS England

Crown Copyright © 2014



Code	CCG Name	Code	GP Practice name	Number of Infant due a check	Percentage of infants being breastfed (Total or patial)	Percentage of infants totally Breastfed	Percentage of infants partially breastfed	Percentage infants not at all breastfed	Percentage infants with no known status
99P	NHS NORTH, EAST, WEST DEVON CCG	L83658	HYDE PARK SURGERY	36	64%	47%	17%	36%	0%
99P	NHS NORTH, EAST, WEST DEVON CCG	L83663	BLAKE HOUSE	9	89%	*	*	*	0%
99P	NHS NORTH, EAST, WEST DEVON CCG	L83664	ST.BARNABAS SURGERY	19	42%	37%	*	58%	0%
99Q	NHS SOUTH DEVON AND TORBAY CCG	L83004	THE SURGERY	97	43%	31%	12%	55%	2%
99Q	NHS SOUTH DEVON AND TORBAY CCG	L83005	THE BARTON SURGERY	100	35%	30%	*	57%	8%
99Q	NHS SOUTH DEVON AND TORBAY CCG	L83010	THE SURGERY	50	54%	44%	*	38%	8%
99Q	NHS SOUTH DEVON AND TORBAY CCG	L83013	BRUNEL MEDICAL PRACTICE	138	38%	28%	9%	57%	5%
99Q	NHS SOUTH DEVON AND TORBAY CCG	L83014	THE MAYFIELD MEDICAL CTR.	106	30%	21%	9%	60%	9%
99Q	NHS SOUTH DEVON AND TORBAY CCG	L83022	TEIGNMOUTH MEDICAL PRACT	68	49%	35%	13%	50%	1%
99Q	NHS SOUTH DEVON AND TORBAY CCG	L83027	CROFT HALL MEDICAL CENTRE	98	27%	20%	6%	52%	21%
99Q	NHS SOUTH DEVON AND TORBAY CCG	L83029	SOUTHOVER MEDICAL PRACT	71	18%	11%	*	69%	13%
99Q	NHS SOUTH DEVON AND TORBAY CCG	L83031	THE HEALTH CENTRE	91	57%	43%	14%	36%	7%
99Q	NHS SOUTH DEVON AND TORBAY CCG	L83032	BARTON SURGERY	156	25%	20%	5%	69%	6%
99Q	NHS SOUTH DEVON AND TORBAY CCG	L83034	GRACE HOUSE	100	44%	28%	16%	54%	2%
99Q	NHS SOUTH DEVON AND TORBAY CCG	L83043	LEATSIDE SURGERY	115	68%	59%	9%	26%	6%
99Q	NHS SOUTH DEVON AND TORBAY CCG	L83045	RIVERSIDE SURGERY	134	50%	41%	9%	46%	4%
99Q	NHS SOUTH DEVON AND TORBAY CCG	L83046	DEVON SQUARE SURGERY	115	43%	34%	10%	53%	3%
99Q	NHS SOUTH DEVON AND TORBAY CCG	L83051	THE CRICKETFIELD SURGERY	98	51%	39%	12%	49%	0%
99Q	NHS SOUTH DEVON AND TORBAY CCG	L83055	COMPASS HOUSE MED.CENTRES	77	32%	19%	13%	45%	22%
99Q	NHS SOUTH DEVON AND TORBAY CCG	L83070	BUCKFASTLEIGH MEDICAL CTR	31	77%	74%	*	19%	3%
99Q	NHS SOUTH DEVON AND TORBAY CCG	L83078	ST.LUKES MEDICAL CENTRE	53	32%	25%	*	55%	13%
99Q	NHS SOUTH DEVON AND TORBAY CCG	L83094	DARTMOUTH MED. PRACTICE	64	47%	39%	*	38%	16%
99Q	NHS SOUTH DEVON AND TORBAY CCG	L83103	CORNER PLACE SURGERY	137	36%	26%	10%	59%	5%
99Q	NHS SOUTH DEVON AND TORBAY CCG	L83108	AABEY ROAD SURGERY	63	33%	21%	13%	54%	13%
99Q	NHS SOUTH DEVON AND TORBAY CCG	L83111	CHILCOTE PRACTICE	120	33%	25%	8%	64%	3%
99Q	NHS SOUTH DEVON AND TORBAY CCG	L83114	1 GREENSWOOD ROAD	32	22%	19%	*	47%	31%
99Q	NHS SOUTH DEVON AND TORBAY CCG	L83118	WALNUT LODGE SURGERY	57	39%	32%	*	54%	7%
99Q	NHS SOUTH DEVON AND TORBAY CCG	L83120	CHANNEL VIEW SURGERY	63	65%	46%	19%	32%	3%
99Q	NHS SOUTH DEVON AND TORBAY CCG	L83122	GROSVENOR ROAD SURGERY	69	36%	23%	13%	59%	4%
99Q	NHS SOUTH DEVON AND TORBAY CCG	L83130	PARKHILL MEDICAL PRACTICE	110	27%	20%	7%	62%	11%
99Q	NHS SOUTH DEVON AND TORBAY CCG	L83131	PEMBROKE HOUSE SURGERY	105	45%	33%	11%	52%	3%
99Q	NHS SOUTH DEVON AND TORBAY CCG	L83145	RICHMOND HOUSE SURGERY	20	35%	*	*	60%	5%
99Q	NHS SOUTH DEVON AND TORBAY CCG	L83146	CATHERINE HOUSE SURGERY	28	46%	39%	*	29%	25%
99Q	NHS SOUTH DEVON AND TORBAY CCG	L83148	THE HEALTH CENTRE	21	71%	52%	*	*	5%
99Q	NHS SOUTH DEVON AND TORBAY CCG	L83149	CHERRYBROOK MEDICAL CTR.	22	*	*	*	36%	45%
99Q	NHS SOUTH DEVON AND TORBAY CCG	L83607	THE OLD FARM SURGERY	65	18%	14%	*	62%	20%
99Q	NHS SOUTH DEVON AND TORBAY CCG	L83637	WITHYCOMBE LODGE SURGERY	24	38%	*	*	54%	8%
99Q	NHS SOUTH DEVON AND TORBAY CCG	L83657	GLENDEVON MEDICAL CENTRE	30	50%	50%	-	47%	3%
99Q	NHS SOUTH DEVON AND TORBAY CCG	L83666	1 RALEIGH ROAD	45	20%	16%	*	71%	9%

Table 16 : Prevalence of breastfeeding at 6 to 8 weeks , by GP Practice, CCG, Area Team 2013/14 - Annual

Source: NHS England

Crown Copyright © 2014



Code	CCG Name	Code	GP Practice name	Number of Infant due a check	Percentage of infants being breastfed (Total or patial)	Percentage of infants totally Breastfed	Percentage of infants partially breastfed	Percentage infants not at all breastfed	Percentage infants with no known status
09C	NHS ASHFORD CCG	G82049	HOLLINGTON SURGERY	40	50%	23%	28%	43%	8%
09C	NHS ASHFORD CCG	G82050	SYDENHAM HOUSE	150	29%	20%	9%	53%	18%
09C	NHS ASHFORD CCG	G82053	WOODCHURCH SURGERY	24	42%	25%	*	38%	21%
09C	NHS ASHFORD CCG	G82080	WILLESBOROUGH HEALTH CTR.	164	41%	30%	11%	53%	6%
09C	NHS ASHFORD CCG	G82087	NEW HAYESBANK SURGERY	195	42%	29%	12%	55%	3%
09C	NHS ASHFORD CCG	G82094	CHARING SURGERY	76	39%	30%	9%	36%	25%
09C	NHS ASHFORD CCG	G82114	IVY COURT	71	35%	27%	8%	46%	18%
09C	NHS ASHFORD CCG	G82142	WYE SURGERY	62	32%	23%	10%	18%	50%
09C	NHS ASHFORD CCG	G82186	HAMSTREET SURGERY	54	46%	37%	*	44%	9%
09C	NHS ASHFORD CCG	G82658	SELLINDGE SURGERY	25	36%	*	*	48%	16%
09C	NHS ASHFORD CCG	G82688	SINGLETON SURGERY	67	24%	18%	*	39%	37%
09C	NHS ASHFORD CCG	G82712	SINGLETON MEDICAL CENTRE	48	38%	27%	*	46%	17%
09C	NHS ASHFORD CCG	G82730	KINGSNORTH MEDICAL PRACT.	151	38%	26%	13%	46%	16%
09C	NHS ASHFORD CCG	G82735	ST STEPHENS HEALTH CENTRE	157	17%	10%	6%	33%	50%
09C	NHS ASHFORD CCG	G82748	MUSGROVE PARK MEDICAL	107	20%	14%	6%	21%	60%
09E	NHS CANTERBURY AND COASTAL CCG	G82004	THE FAVERSHAM HEALTH CTR	57	14%	*	*	16%	70%
09E	NHS CANTERBURY AND COASTAL CCG	G82012	COSSINGTON HOUSE	52	27%	25%	*	23%	50%
09E	NHS CANTERBURY AND COASTAL CCG	G82027	THE FAVERSHAM HEALTH CTR	73	29%	22%	*	63%	8%
09E	NHS CANTERBURY AND COASTAL CCG	G82029	THE COACH HOUSE SURGERY	37	22%	19%	*	70%	8%
09E	NHS CANTERBURY AND COASTAL CCG	G82039	NEWTON PLACE	136	49%	35%	13%	48%	4%
09E	NHS CANTERBURY AND COASTAL CCG	G82040	*TO BE CONFIRMED DORMANT*49 LONDON ROAD	8	*	*	-	*	25%
09E	NHS CANTERBURY AND COASTAL CCG	G82060	NORTHGATE MEDICAL PRACT.	161	36%	28%	8%	37%	27%
09E	NHS CANTERBURY AND COASTAL CCG	G82061	CHARTHAM SURGERY	44	36%	32%	*	36%	27%
09E	NHS CANTERBURY AND COASTAL CCG	G82063	THE MARKET PLACE SURGERY	58	38%	26%	12%	62%	0%
09E	NHS CANTERBURY AND COASTAL CCG	G82071	WHITSTABLE HEALTH CENTRE	306	54%	39%	15%	37%	9%
09E	NHS CANTERBURY AND COASTAL CCG	G82082	STURRY SURGERY	146	41%	31%	10%	49%	10%
09E	NHS CANTERBURY AND COASTAL CCG	G82090	ST.ANNE'S SURGERY	125	34%	24%	10%	56%	10%
09E	NHS CANTERBURY AND COASTAL CCG	G82115	NEW DOVER ROAD SURGERY	91	49%	38%	11%	35%	15%
09E	NHS CANTERBURY AND COASTAL CCG	G82119	THE PARK SURGERY	173	36%	23%	13%	54%	10%
09E	NHS CANTERBURY AND COASTAL CCG	G82138	ASH SURGERY	37	38%	19%	19%	43%	19%
09E	NHS CANTERBURY AND COASTAL CCG	G82140	THE UNIVERSITY MED.CTR.	29	79%	52%	28%	*	10%
09E	NHS CANTERBURY AND COASTAL CCG	G82148	7 THE BUTCHERY	29	45%	34%	*	52%	3%
09E	NHS CANTERBURY AND COASTAL CCG	G82179	BOUGHTON MEDICAL PRACTICE	10	*	*	-	*	80%
09E	NHS CANTERBURY AND COASTAL CCG	G82204	WILLIAM STREET SURGERY	38	34%	26%	*	63%	3%
09E	NHS CANTERBURY AND COASTAL CCG	G82228	BRIDGE HEALTH CENTRE	104	47%	36%	12%	35%	18%
09E	NHS CANTERBURY AND COASTAL CCG	G82726	SADDLETON ROAD SURGERY	31	19%	*	*	65%	16%
09E	NHS CANTERBURY AND COASTAL CCG	G82790	THE OLD SCHOOL SURGERY	55	35%	25%	*	49%	16%
09E	NHS CANTERBURY AND COASTAL CCG	G82802	CANTERBURY HEALTH CENTRE	56	39%	34%	*	45%	16%
09J	NHS DARTFORD, GRAVESHAM AND SWA	G82006	DARTFORD EAST HEALTH CTR.	212	26%	18%	8%	52%	22%
09J	NHS DARTFORD, GRAVESHAM AND SWA	G82021	THE SHRUBBERY & RIVERVIEW PARK SURGERIES	149	25%	15%	9%	52%	23%
09J	NHS DARTFORD, GRAVESHAM AND SWA	G82028	THE CEDARS SURGERY	94	20%	15%	*	47%	33%
09J	NHS DARTFORD, GRAVESHAM AND SWA	G82032	PELHAM MEDICAL PRACTICE	172	32%	16%	16%	57%	11%
09J	NHS DARTFORD, GRAVESHAM AND SWA	G82044	THE GATEWAY MEDICAL PRACTICE	91	-	-	-	10%	90%
09J	NHS DARTFORD, GRAVESHAM AND SWA	G82048	HORSMANS PLACE SURGERY	127	35%	17%	17%	47%	18%
09J	NHS DARTFORD, GRAVESHAM AND SWA	G82056	THE ORCHARD PRACTICE	69	41%	28%	13%	51%	9%
09J	NHS DARTFORD, GRAVESHAM AND SWA	G82062	PARROCK STREET SURGERY	32	50%	34%	*	47%	3%
09J	NHS DARTFORD, GRAVESHAM AND SWA	G82067	OLD ROAD WEST SURGERY	141	43%	33%	10%	51%	6%
09J	NHS DARTFORD, GRAVESHAM AND SWA	G82073	MEOPHAM MEDICAL CENTRE	77	48%	39%	9%	40%	12%
09J	NHS DARTFORD, GRAVESHAM AND SWA	G82088	DEVON ROAD SURGERY	77	45%	22%	23%	40%	14%
09J	NHS DARTFORD, GRAVESHAM AND SWA	G82096	THE FORGE	36	25%	22%	*	53%	22%
09J	NHS DARTFORD, GRAVESHAM AND SWA	G82097	JUBILEE MEDICAL CENTRE	141	49%	30%	18%	44%	7%
09J	NHS DARTFORD, GRAVESHAM AND SWA	G82122	SWANSCOMBE HEALTH CENTRE	200	34%	24%	10%	59%	7%
09J	NHS DARTFORD, GRAVESHAM AND SWA	G82124	WEST KINGSDOWN MED.CTR.	21	38%	*	*	57%	5%
09J	NHS DARTFORD, GRAVESHAM AND SWA	G82143	LOWFIELD MEDICAL CENTRE	63	43%	29%	14%	41%	16%
09J	NHS DARTFORD, GRAVESHAM AND SWA	G82156	IVY BOWER	45	40%	20%	20%	44%	16%
09J	NHS DARTFORD, GRAVESHAM AND SWA	G82185	REDWOOD PRACTICE	91	32%	16%	15%	52%	16%
09J	NHS DARTFORD, GRAVESHAM AND SWA	G82197	LAMORNA SURGERY	28	36%	29%	*	61%	4%
09J	NHS DARTFORD, GRAVESHAM AND SWA	G82206	JOYDENS WOOD MEDICAL PRACTICE	18	50%	*	*	*	28%
09J	NHS DARTFORD, GRAVESHAM AND SWA	G82212	DARTFORD EAST HEALTH CTR.	92	49%	30%	18%	50%	1%
09J	NHS DARTFORD, GRAVESHAM AND SWA	G82218	THE SURGERY	42	33%	21%	*	55%	12%
09J	NHS DARTFORD, GRAVESHAM AND SWA	G82221	ELMDENE	127	36%	24%	12%	51%	13%
09J	NHS DARTFORD, GRAVESHAM AND SWA	G82225	THE OAKS	136	21%	15%	7%	63%	15%
09J	NHS DARTFORD, GRAVESHAM AND SWA	G82639	MAPLE PRACTICE	46	22%	15%	*	59%	20%
09J	NHS DARTFORD, GRAVESHAM AND SWA	G82647	TEMPLE HILL SURGERY	115	35%	20%	15%	50%	15%
09J	NHS DARTFORD, GRAVESHAM AND SWA	G82648	ROCHESTER ROAD SURGERY	48	56%	33%	23%	31%	13%
09J	NHS DARTFORD, GRAVESHAM AND SWA	G82690	CHALK SURGERY	32	41%	*	28%	38%	22%
09J	NHS DARTFORD, GRAVESHAM AND SWA	G82710	THE SURGERY	32	*	*	*	84%	3%
09J	NHS DARTFORD, GRAVESHAM AND SWA	G82722	HEXTABLE SURGERY	24	29%	*	*	58%	13%
09J	NHS DARTFORD, GRAVESHAM AND SWA	G82743	*DORMANT*	10	*	*	-	90%	0%
09J	NHS DARTFORD, GRAVESHAM AND SWA	G82780	GRAVESEND MEDICAL CENTRE	162	44%	27%	17%	55%	1%

Table 16 : Prevalence of breastfeeding at 6 to 8 weeks , by GP Practice, CCG, Area Team 2013/14 - Annual

Source: NHS England

Crown Copyright © 2014



Code	CCG Name	Code	GP Practice name	Number of Infant due a check	Percentage of infants being breastfed (Total or patial)	Percentage of infants totally Breastfed	Percentage of infants partially breastfed	Percentage infants not at all breastfed	Percentage infants with no known status
09J	NHS DARTFORD, GRAVESHAM AND SWA	G82805	*TO BE CONFIRMED DORMANT*WEST KINGSDOWN	*	*	-	*	*	0%
09J	NHS DARTFORD, GRAVESHAM AND SWA	G82808	OAKFIELD HEALTH CENTRE	88	19%	14%	*	52%	28%
09J	NHS DARTFORD, GRAVESHAM AND SWA	G82809	DOWNS WAY MEDICAL PRACT	99	29%	23%	6%	30%	40%
09J	NHS DARTFORD, GRAVESHAM AND SWA	Y02826	WHITE HORSE SURGERY & WALK IN CENTRE	212	31%	23%	8%	52%	17%
09W	NHS MEDWAY CCG	G82009	BALMORAL RD SURGERY	*	-	-	-	-	100%
09W	NHS MEDWAY CCG	G82011	THE SUNLIGHT CENTRE	77	14%	9%	*	39%	47%
09W	NHS MEDWAY CCG	G82014	WOODLANDS MEDICAL PRACTICE	253	34%	24%	10%	40%	26%
09W	NHS MEDWAY CCG	G82051	CITY WAY SURGERY	87	29%	21%	8%	48%	23%
09W	NHS MEDWAY CCG	G82077	THE ELMS MEDICAL CENTRE	80	20%	10%	10%	56%	24%
09W	NHS MEDWAY CCG	G82095	THORNDIKE SURGERY	85	29%	18%	12%	29%	41%
09W	NHS MEDWAY CCG	G82100	HIGHCLIFFE MEDICAL PRACT.	54	30%	17%	13%	41%	30%
09W	NHS MEDWAY CCG	G82106	RIVERSIDE MEDICAL PRACT.	50	44%	30%	14%	52%	4%
09W	NHS MEDWAY CCG	G82108	KING GEORGE ROAD SURGERY	47	13%	*	*	*	79%
09W	NHS MEDWAY CCG	G82109	RAILSIDE SURGERY	41	41%	24%	17%	27%	32%
09W	NHS MEDWAY CCG	G82113	STONECROSS AND WEST DRIVE SURGERIES	59	*	*	*	24%	68%
09W	NHS MEDWAY CCG	G82123	BALMORAL GARDENS CLINIC	79	34%	16%	18%	43%	23%
09W	NHS MEDWAY CCG	G82129	THE GLEBE FAMILY PRACTICE	42	21%	14%	*	45%	33%
09W	NHS MEDWAY CCG	G82133	ST.MARY'S MEDICAL CENTRE	84	14%	11%	*	11%	75%
09W	NHS MEDWAY CCG	G82139	MAIDSTONE ROAD SURGERY	30	40%	23%	*	50%	10%
09W	NHS MEDWAY CCG	G82154	THAMES AVENUE SURGERY	27	48%	30%	*	41%	11%
09W	NHS MEDWAY CCG	G82161	REACH HEALTHCARE	160	38%	24%	14%	41%	21%
09W	NHS MEDWAY CCG	G82162	RAINHAM COMMUNITY HEALTHY LIVING CTR	44	45%	39%	*	43%	11%
09W	NHS MEDWAY CCG	G82168	MALLING HEALTH 2	*	-	-	-	-	100%
09W	NHS MEDWAY CCG	G82176	WEST DRIVE SURGERY	31	19%	*	*	19%	61%
09W	NHS MEDWAY CCG	G82180	MAIDSTONE ROAD RAINHAM SURGERY	52	33%	23%	*	52%	15%
09W	NHS MEDWAY CCG	G82184	THE MEDICAL CENTRE	12	-	-	-	*	92%
09W	NHS MEDWAY CCG	G82198	THE MEDICAL CENTRE	74	31%	16%	15%	59%	9%
09W	NHS MEDWAY CCG	G82203	COURT VIEW SURGERY	142	20%	13%	6%	22%	58%
09W	NHS MEDWAY CCG	G82226	WIGMORE MEDICAL CTR	38	39%	29%	*	42%	18%
09W	NHS MEDWAY CCG	G82230	LORDSWOOD HEALTH CENTRE	119	32%	19%	13%	50%	18%
09W	NHS MEDWAY CCG	G82233	ST.WERBURGH MED.PRACTICE	155	34%	23%	10%	44%	23%
09W	NHS MEDWAY CCG	G82600	EASTCOURT LANE SURGERY	28	32%	*	*	57%	11%
09W	NHS MEDWAY CCG	G82622	THE SURGERY	32	31%	*	25%	59%	9%
09W	NHS MEDWAY CCG	G82631	BRYANT STREET MEDICAL CTR	84	26%	19%	7%	60%	14%
09W	NHS MEDWAY CCG	G82635	PUMP LANE SURGERY	12	50%	50%	-	*	8%
09W	NHS MEDWAY CCG	G82644	WYVILL CLOSE SURGERY	21	48%	*	*	*	29%
09W	NHS MEDWAY CCG	G82653	ROCHESTER HEALTH CENTRE	24	25%	*	*	33%	42%
09W	NHS MEDWAY CCG	G82656	TUNBURY AVENUE SURGERY	17	-	-	-	*	71%
09W	NHS MEDWAY CCG	G82670	ROCHESTER HEALTH CENTRE	20	35%	*	*	*	50%
09W	NHS MEDWAY CCG	G82679	THE APEX MEDICAL CENTRE	80	26%	14%	13%	43%	31%
09W	NHS MEDWAY CCG	G82697	CHURCHILL CLINIC	40	*	-	*	33%	55%
09W	NHS MEDWAY CCG	G82704	CHURCH VIEW SURGERY	50	28%	20%	*	28%	44%
09W	NHS MEDWAY CCG	G82706	MEDWAY MEDICAL CTR	36	50%	28%	22%	*	39%
09W	NHS MEDWAY CCG	G82708	MARLOWE PARK MEDICAL CTR.	50	44%	38%	*	50%	6%
09W	NHS MEDWAY CCG	G82711	BORSTAL VILLAGE SURGERY	53	30%	17%	13%	49%	21%
09W	NHS MEDWAY CCG	G82719	MATRIX MEDICAL CTR	19	*	*	*	*	63%
09W	NHS MEDWAY CCG	G82721	PARKWOOD FAMILY PRACTICE	36	42%	31%	*	39%	19%
09W	NHS MEDWAY CCG	G82727	MALLING HEALTH	104	21%	17%	*	17%	62%
09W	NHS MEDWAY CCG	G82736	MALLING HEALTH 3	*	-	-	-	-	100%
09W	NHS MEDWAY CCG	G82737	PARKWOOD HEALTH CENTRE	26	*	*	*	54%	31%
09W	NHS MEDWAY CCG	G82739	WALDESLADE MEDICAL CTR.	24	25%	25%	-	58%	17%
09W	NHS MEDWAY CCG	G82741	PRINCES PARK MEDICAL CTR	20	*	*	-	*	70%
09W	NHS MEDWAY CCG	G82744	THE HALFWAY SURGERY	53	42%	23%	19%	53%	6%
09W	NHS MEDWAY CCG	G82753	THE KINGS FAMILY PRACTICE	163	32%	21%	10%	24%	44%
09W	NHS MEDWAY CCG	G82762	UPPER CANTERBURY STREET SURGERY	16	50%	38%	*	50%	0%
09W	NHS MEDWAY CCG	G82763	NAPIER ROAD SURGERY	17	*	*	-	47%	41%
09W	NHS MEDWAY CCG	G82764	ESPLANADE HEALTHCARE	10	*	*	*	*	60%
09W	NHS MEDWAY CCG	G82766	ROCHESTER HEALTH CENTRE SURGERY D	82	48%	37%	11%	26%	27%
09W	NHS MEDWAY CCG	G82775	MEDWAY MEDICAL CENTRE	27	26%	*	*	52%	22%
09W	NHS MEDWAY CCG	G82820	WAYFIELD ROAD SURGERY	26	23%	*	*	38%	38%
09W	NHS MEDWAY CCG	Y00198	THE PARKS MEDICAL PRACT.	83	40%	27%	13%	20%	40%
09W	NHS MEDWAY CCG	Y00449	ST.MARY'S ISLAND SURGERY	39	46%	36%	*	33%	21%
09W	NHS MEDWAY CCG	Y02461	DMC WALDESLADE SURGERY	49	22%	16%	*	31%	47%
09W	NHS MEDWAY CCG	Y02462	DMC TWYDALL	100	23%	13%	10%	22%	55%
09W	NHS MEDWAY CCG	Y02471	COLLEGE HEALTH BOOTS	135	33%	17%	16%	35%	33%
09W	NHS MEDWAY CCG	Y02472	COLLEGE HEALTH STERLING	30	23%	*	*	40%	37%
10A	NHS SOUTH KENT COAST CCG	G82002	ST JAMES' SURGERY	86	20%	12%	8%	65%	15%
10A	NHS SOUTH KENT COAST CCG	G82007	THE CHURCH LANE SURGERY	60	28%	23%	*	47%	25%
10A	NHS SOUTH KENT COAST CCG	G82015	PENCESTER SURGERY	97	29%	20%	9%	60%	11%
10A	NHS SOUTH KENT COAST CCG	G82018	SUN LANE SURGERY	31	23%	*	*	32%	45%

Table 16 : Prevalence of breastfeeding at 6 to 8 weeks , by GP Practice, CCG, Area Team 2013/14 - Annual

Source: NHS England

Crown Copyright © 2014



Code	CCG Name	Code	GP Practice name	Number of Infant due a check	Percentage of infants being breastfed (Total or patial)	Percentage of infants totally Breastfed	Percentage of infants partially breastfed	Percentage infants not at all breastfed	Percentage infants with no known status
10A	NHS SOUTH KENT COAST CCG	G82036	BALMORAL SURGERY	113	35%	27%	8%	56%	10%
10A	NHS SOUTH KENT COAST CCG	G82038	ST RICHARD'S ROAD SURGERY	77	27%	19%	8%	61%	12%
10A	NHS SOUTH KENT COAST CCG	G82069	THE WHITE HOUSE SURGERY	106	51%	32%	19%	44%	5%
10A	NHS SOUTH KENT COAST CCG	G82072	ORCHARD HOUSE SURGERY	38	32%	21%	*	34%	34%
10A	NHS SOUTH KENT COAST CCG	G82086	THE NEW SURGERY	123	25%	20%	5%	61%	14%
10A	NHS SOUTH KENT COAST CCG	G82091	GUILDHALL STREET SURGERY	106	22%	13%	8%	59%	19%
10A	NHS SOUTH KENT COAST CCG	G82111	THE CEDARS SURGERY	78	31%	27%	*	37%	32%
10A	NHS SOUTH KENT COAST CCG	G82117	THE HIGH STREET SURGERY	92	33%	27%	*	55%	12%
10A	NHS SOUTH KENT COAST CCG	G82121	SANDGATE ROAD SURGERY	117	48%	37%	11%	44%	9%
10A	NHS SOUTH KENT COAST CCG	G82128	PETER STREET SURGERY	86	24%	14%	10%	51%	24%
10A	NHS SOUTH KENT COAST CCG	G82147	OAK HALL SURGERY	43	23%	14%	*	67%	9%
10A	NHS SOUTH KENT COAST CCG	G82160	OAKLANDS HEALTH CENTRE	69	41%	28%	13%	46%	13%
10A	NHS SOUTH KENT COAST CCG	G82165	HAWKINGE HEALTH CENTRE	79	30%	23%	8%	29%	41%
10A	NHS SOUTH KENT COAST CCG	G82187	DOWNS ROAD SURGERY	67	27%	21%	*	52%	21%
10A	NHS SOUTH KENT COAST CCG	G82211	AYLESHAM HEALTH CENTRE	71	13%	10%	*	21%	66%
10A	NHS SOUTH KENT COAST CCG	G82217	CENTRAL SURGERY	16	50%	*	*	*	38%
10A	NHS SOUTH KENT COAST CCG	G82227	LYDDEN SURGERY	27	*	*	*	*	70%
10A	NHS SOUTH KENT COAST CCG	G82232	MANOR ROAD CLINIC	75	23%	19%	*	33%	44%
10A	NHS SOUTH KENT COAST CCG	G82652	CHURCH ROAD SURGERY	21	62%	43%	*	38%	0%
10A	NHS SOUTH KENT COAST CCG	G82662	PENCESTER HEALTH	32	31%	25%	*	31%	38%
10A	NHS SOUTH KENT COAST CCG	G82665	MARTELLO MEDICAL PRACTICE	15	*	*	*	*	60%
10A	NHS SOUTH KENT COAST CCG	G82684	THE NEW LYMINGE SURGERY	18	44%	33%	*	39%	17%
10A	NHS SOUTH KENT COAST CCG	G82696	MANOR ROAD SURGERY	10	*	*	*	*	30%
10A	NHS SOUTH KENT COAST CCG	G82700	BUCKLAND MEDICAL CENTRE	45	36%	27%	*	36%	29%
10A	NHS SOUTH KENT COAST CCG	G82729	WHITE CLIFFS MEDICAL CTR.	75	13%	8%	*	15%	72%
10A	NHS SOUTH KENT COAST CCG	G82760	PARK FARM SURGERY	46	28%	15%	13%	54%	17%
10A	NHS SOUTH KENT COAST CCG	G82818	DOVER MEDICAL PRACTICE	59	31%	24%	*	41%	29%
10D	NHS SWALE CCG	G82023	DR M FAHMY & DR S PATEL	48	*	*	*	33%	60%
10D	NHS SWALE CCG	G82026	GROVEHURST SURGERY	73	27%	22%	*	37%	36%
10D	NHS SWALE CCG	G82035	DR HALL AND PARTNERS	100	14%	10%	*	32%	54%
10D	NHS SWALE CCG	G82057	ST GEORGES MEDICAL CENTRE	102	19%	11%	8%	51%	30%
10D	NHS SWALE CCG	G82175	CANTERBURY ROAD SURGERY	25	48%	40%	*	44%	8%
10D	NHS SWALE CCG	G82231	THE MEDICAL CENTRE	80	23%	18%	*	54%	24%
10D	NHS SWALE CCG	G82634	SAFFRON WAY HEALTH CENTRE	106	11%	*	7%	54%	35%
10D	NHS SWALE CCG	G82663	*DORMANT*	*	*	*	-	*	0%
10D	NHS SWALE CCG	G82667	TEYNHAM MEDICAL CENTRE	19	*	*	*	*	74%
10D	NHS SWALE CCG	G82671	IWADE HEALTH CENTRE	92	21%	15%	*	40%	39%
10D	NHS SWALE CCG	G82682	THE OM MEDICAL CENTRE	65	11%	*	*	63%	26%
10D	NHS SWALE CCG	G82686	MINSTER MEDICAL CTR.	75	35%	27%	8%	59%	7%
10D	NHS SWALE CCG	G82687	DR SJ WITTS SURGERY	64	13%	9%	*	34%	53%
10D	NHS SWALE CCG	G82693	MEMORIAL MEDICAL CENTRE	162	32%	23%	9%	59%	9%
10D	NHS SWALE CCG	G82698	THE SURGERY	22	*	-	*	*	82%
10D	NHS SWALE CCG	G82702	MILTON REGIS SURGERY	30	33%	20%	*	43%	23%
10D	NHS SWALE CCG	G82757	LAKESIDE MEDICAL CENTRE	25	36%	*	*	24%	40%
10D	NHS SWALE CCG	G82791	SHEERNESS HEALTH CENTRE	62	16%	11%	*	68%	16%
10D	NHS SWALE CCG	G82799	SHEPPEY HEALTHY LIVING	28	25%	*	*	61%	14%
10D	NHS SWALE CCG	Y01009	HOLYBANK SURGERY	34	29%	21%	*	41%	29%
10D	NHS SWALE CCG	Y02506	DMC HEALTHCARE	118	20%	14%	7%	53%	27%
10E	NHS THANET CCG	G82020	THE GRANGE PRACTICE	133	32%	23%	8%	62%	7%
10E	NHS THANET CCG	G82046	SUMMERHILL SURGERY	63	32%	22%	10%	51%	17%
10E	NHS THANET CCG	G82052	THE LIMES MEDICAL CENTRE	164	13%	10%	*	40%	47%
10E	NHS THANET CCG	G82064	DASHWOOD MEDICAL CENTRE	109	26%	17%	8%	41%	33%
10E	NHS THANET CCG	G82066	NORTHDOWN SURGERY	136	27%	17%	10%	59%	14%
10E	NHS THANET CCG	G82079	WESTGATE SURGERY	87	30%	23%	7%	60%	10%
10E	NHS THANET CCG	G82105	THE BETHESDA MEDICAL CTR	182	28%	21%	7%	51%	21%
10E	NHS THANET CCG	G82107	75 HIGH STREET	61	38%	26%	11%	49%	13%
10E	NHS THANET CCG	G82126	EAST CLIFF PRACTICE	172	30%	20%	10%	62%	8%
10E	NHS THANET CCG	G82150	NEWINGTON ROAD SURGERY	100	25%	20%	*	51%	24%
10E	NHS THANET CCG	G82210	OSBOURNE ROAD PRACTICE	16	44%	*	*	*	25%
10E	NHS THANET CCG	G82219	ST. PETER'S SURGERY	28	32%	32%	-	54%	14%
10E	NHS THANET CCG	G82630	BROADWAY MEDICAL PRACTICE	43	16%	*	*	30%	53%
10E	NHS THANET CCG	G82649	UNION ROW SURGERY	57	32%	23%	*	63%	5%
10E	NHS THANET CCG	G82650	THE MOCKETT'S WOOD SURG.	66	23%	14%	9%	45%	32%
10E	NHS THANET CCG	G82666	BIRCHINGTON MEDICAL CTR.	60	32%	23%	*	62%	7%
10E	NHS THANET CCG	G82769	CECIL SQUARE SURGERY	39	33%	23%	*	46%	21%
10E	NHS THANET CCG	G82796	THE ALBION ROAD SURGERY	9	*	*	-	67%	0%
10E	NHS THANET CCG	G82810	GARLINGE SURGERY	31	*	*	*	39%	52%
10E	NHS THANET CCG	G82812	THE WICKHAM SURGERY	11	*	*	-	*	45%
99J	NHS WEST KENT CCG	G82013	AMHERST MEDICAL PRACTICE	82	38%	23%	15%	21%	41%
99J	NHS WEST KENT CCG	G82016	KINGSWOOD SURGERY	120	68%	48%	19%	26%	7%

Table 16 : Prevalence of breastfeeding at 6 to 8 weeks , by GP Practice, CCG, Area Team 2013/14 - Annual

Source: NHS England

Crown Copyright © 2014



Code	CCG Name	Code	GP Practice name	Number of Infant due a check	Percentage of infants being breastfed (Total or patial)	Percentage of infants totally Breastfed	Percentage of infants partially breastfed	Percentage infants not at all breastfed	Percentage infants with no known status
99J	NHS WEST KENT CCG	G82017	ST LUKE'S MEDICAL CENTRE	90	41%	30%	11%	41%	18%
99J	NHS WEST KENT CCG	G82019	EDENBRIDGE MED PRACTICE	142	34%	27%	6%	44%	22%
99J	NHS WEST KENT CCG	G82022	SPELDHURST AND GREGGSWOOD SURGERY	76	51%	33%	18%	41%	8%
99J	NHS WEST KENT CCG	G82024	STOCKETT LANE SURGERY	53	42%	36%	*	49%	9%
99J	NHS WEST KENT CCG	G82025	CLANRICARDE MEDICAL CENTRE	118	55%	45%	10%	18%	27%
99J	NHS WEST KENT CCG	G82030	MARSHAM STREET SURGERY	50	38%	28%	*	58%	4%
99J	NHS WEST KENT CCG	G82031	KING STREET SURGERY	113	27%	24%	*	49%	24%
99J	NHS WEST KENT CCG	G82037	THE HILDENBOROUGH MED.GRP	137	35%	31%	*	42%	23%
99J	NHS WEST KENT CCG	G82041	GROSVENOR MEDICAL CENTRE	131	50%	40%	9%	29%	21%
99J	NHS WEST KENT CCG	G82042	TONBRIDGE MEDICAL PRACTICE	179	38%	27%	11%	32%	30%
99J	NHS WEST KENT CCG	G82055	NORTH RIDGE	41	34%	24%	*	41%	24%
99J	NHS WEST KENT CCG	G82058	AYLESFORD MEDICAL CENTRE	71	25%	15%	10%	59%	15%
99J	NHS WEST KENT CCG	G82059	WARDERS MEDICAL CENTRE	198	42%	33%	10%	36%	21%
99J	NHS WEST KENT CCG	G82065	GROVE PARK SURGERY	20	-	-	-	65%	35%
99J	NHS WEST KENT CCG	G82074	BEARSTED MEDICAL CENTRE	114	43%	34%	9%	27%	30%
99J	NHS WEST KENT CCG	G82075	ST.JAMES MEDICAL CENTRE	69	45%	35%	10%	35%	20%
99J	NHS WEST KENT CCG	G82076	THE MOTE MEDICAL PRACTICE	154	32%	22%	10%	56%	12%
99J	NHS WEST KENT CCG	G82083	THORNHILLS LARKFIELD CENTRE	184	26%	17%	9%	49%	25%
99J	NHS WEST KENT CCG	G82085	SNODLAND MEDICAL PRACTICE	161	27%	17%	10%	44%	29%
99J	NHS WEST KENT CCG	G82089	BREWER STREET SURGERY	128	45%	29%	16%	45%	10%
99J	NHS WEST KENT CCG	G82092	WINTERTON SURGERY	78	51%	36%	15%	31%	18%
99J	NHS WEST KENT CCG	G82093	LEN VALLEY SURGERY	65	23%	18%	*	34%	43%
99J	NHS WEST KENT CCG	G82098	BLACKTHORN MEDICAL CENTRE	63	44%	37%	*	37%	19%
99J	NHS WEST KENT CCG	G82099	COLLEGE ROAD SURGERY	243	41%	30%	11%	50%	9%
99J	NHS WEST KENT CCG	G82103	ABBAY COURT MEDICAL CENTRE 3RD FLOOR ABBEY	48	19%	*	13%	29%	52%
99J	NHS WEST KENT CCG	G82104	ALLINGTON CLINIC	20	*	*	-	35%	45%
99J	NHS WEST KENT CCG	G82110	TOWN MEDICAL CENTRE	81	49%	38%	11%	19%	32%
99J	NHS WEST KENT CCG	G82112	HEADCORN SURGERY	75	35%	31%	*	32%	33%
99J	NHS WEST KENT CCG	G82118	WOODLANDS HEALTH CENTRE	113	38%	29%	9%	40%	22%
99J	NHS WEST KENT CCG	G82120	BOROUGH GREEN MED.PRACT.	101	39%	32%	7%	29%	33%
99J	NHS WEST KENT CCG	G82125	OTFORD MEDICAL PRACTICE	196	56%	44%	11%	41%	4%
99J	NHS WEST KENT CCG	G82135	WEST MALLING GROUP PRACTICE	222	49%	37%	12%	26%	25%
99J	NHS WEST KENT CCG	G82137	ST.ANDREWS MEDICAL CTR.	83	54%	35%	19%	33%	13%
99J	NHS WEST KENT CCG	G82141	YALDING SURGERY	45	56%	44%	*	36%	9%
99J	NHS WEST KENT CCG	G82152	RUSTHALL MEDICAL CENTRE	80	64%	60%	*	19%	18%
99J	NHS WEST KENT CCG	G82155	WATERFIELD HOUSE	46	41%	26%	15%	33%	26%
99J	NHS WEST KENT CCG	G82158	HOWELL SURGERY	37	46%	35%	*	49%	5%
99J	NHS WEST KENT CCG	G82164	THE VINE MEDICAL CENTRE	120	42%	33%	8%	46%	13%
99J	NHS WEST KENT CCG	G82170	LAMBERHURST SURGERY	25	72%	40%	32%	*	8%
99J	NHS WEST KENT CCG	G82200	WATERINGBURY SURGERY	63	56%	33%	22%	29%	16%
99J	NHS WEST KENT CCG	G82205	ST JOHN'S HILL SURGERY	153	58%	45%	12%	22%	20%
99J	NHS WEST KENT CCG	G82215	MARDEN MEDICAL CENTRE	51	49%	31%	18%	47%	4%
99J	NHS WEST KENT CCG	G82224	OLD PARSONAGE SURGERY	18	78%	61%	*	*	6%
99J	NHS WEST KENT CCG	G82229	SUTTON VALENCE SURGERY	27	37%	30%	*	37%	26%
99J	NHS WEST KENT CCG	G82234	PHOENIX SURGERY	58	29%	16%	14%	71%	0%
99J	NHS WEST KENT CCG	G82235	THE OLD SCHOOL SURGERY	25	48%	40%	*	40%	12%
99J	NHS WEST KENT CCG	G82604	THE MEDICAL CENTRE	143	41%	22%	20%	52%	7%
99J	NHS WEST KENT CCG	G82605	THE CRANE SURGERY	8	*	*	*	*	0%
99J	NHS WEST KENT CCG	G82641	THE HEALTH CENTRE	69	30%	19%	12%	58%	12%
99J	NHS WEST KENT CCG	G82681	STAPLEHURST HEALTH CENTRE	47	28%	17%	*	47%	26%
99J	NHS WEST KENT CCG	G82691	THE ORCHARD SURGERY	30	53%	37%	*	40%	7%
99J	NHS WEST KENT CCG	G82715	ROWAN TREE SURGERY	41	56%	51%	*	37%	7%
99J	NHS WEST KENT CCG	G82732	WISH VALLEY SURGERY	33	52%	39%	*	30%	18%
99J	NHS WEST KENT CCG	G82733	ORCHARD END SURGERY	36	47%	25%	22%	47%	6%
99J	NHS WEST KENT CCG	G82751	THE ORCHARD MEDICAL CTR.	31	52%	32%	19%	29%	19%
99J	NHS WEST KENT CCG	G82754	HADLOW MEDICAL CENTRE	32	19%	*	*	44%	38%
99J	NHS WEST KENT CCG	G82768	LONSDALE MEDICAL CENTRE	105	56%	43%	13%	19%	25%
99J	NHS WEST KENT CCG	G82777	COBTREE MEDICAL PRACTICE	12	*	*	*	*	25%
99J	NHS WEST KENT CCG	G82793	ALLINGTON PARK SURGERY	16	63%	44%	*	*	6%
99J	NHS WEST KENT CCG	G82888	SOUTH PARK MEDICAL PRACT.	49	69%	55%	14%	20%	10%

Table 16 : Prevalence of breastfeeding at 6 to 8 weeks , by GP Practice, CCG, Area Team 2013/14 - Annual

Source: NHS England
Crown Copyright © 2014



Code	CCG Name	Code	GP Practice name	Number of Infant due a check	Percentage of infants being breastfed (Total or partial)	Percentage of infants totally Breastfed	Percentage of infants partially breastfed	Percentage infants not at all breastfed	Percentage infants with no known status
09D	NHS BRIGHTON AND HOVE CCG	G81001	HOVE MEDICAL CENTRE	87	67%	45%	22%	31%	2%
09D	NHS BRIGHTON AND HOVE CCG	G81005	THE SURGERY	34	76%	62%	*	18%	6%
09D	NHS BRIGHTON AND HOVE CCG	G81006	THE SURGERY	49	80%	67%	12%	12%	8%
09D	NHS BRIGHTON AND HOVE CCG	G81009	THE SURGERY	138	80%	62%	17%	20%	1%
09D	NHS BRIGHTON AND HOVE CCG	G81011	ST.PETER'S MEDICAL CENTRE	103	62%	51%	11%	33%	5%
09D	NHS BRIGHTON AND HOVE CCG	G81014	THE CARDEN SURGERY	50	62%	54%	*	32%	6%
09D	NHS BRIGHTON AND HOVE CCG	G81018	PRESTON PARK SURGERY	111	79%	68%	12%	13%	8%
09D	NHS BRIGHTON AND HOVE CCG	G81020	CHILVERS MCCREA MC	10	80%	60%	*	*	10%
09D	NHS BRIGHTON AND HOVE CCG	G81028	PARK CRESCENT NEW SURGERY	165	77%	64%	13%	21%	2%
09D	NHS BRIGHTON AND HOVE CCG	G81034	THE CHARTER MEDICAL CTR.	209	83%	62%	21%	14%	3%
09D	NHS BRIGHTON AND HOVE CCG	G81036	WARMDENE SURGERY	95	63%	52%	12%	37%	0%
09D	NHS BRIGHTON AND HOVE CCG	G81038	THE STANFORD MEDICAL CENTRE	115	72%	58%	14%	20%	8%
09D	NHS BRIGHTON AND HOVE CCG	G81042	BEACONSFIELD SURGERY	104	83%	71%	12%	13%	4%
09D	NHS BRIGHTON AND HOVE CCG	G81044	MONTPELIER SURGERY	77	82%	66%	16%	8%	10%
09D	NHS BRIGHTON AND HOVE CCG	G81046	PORTSLADE HEALTH CENTRE	117	62%	48%	15%	35%	3%
09D	NHS BRIGHTON AND HOVE CCG	G81047	SEVEN DIALS MEDICAL CTR.	72	79%	65%	14%	17%	4%
09D	NHS BRIGHTON AND HOVE CCG	G81054	THE SURGERY	65	83%	66%	17%	14%	3%
09D	NHS BRIGHTON AND HOVE CCG	G81063	THE SURGERY	24	58%	38%	*	33%	8%
09D	NHS BRIGHTON AND HOVE CCG	G81065	THE SURGERY	68	57%	46%	12%	43%	0%
09D	NHS BRIGHTON AND HOVE CCG	G81070	THE CENTRAL HOVE SURGERY	67	70%	58%	12%	28%	1%
09D	NHS BRIGHTON AND HOVE CCG	G81071	HEALTH CENTRE	9	100%	100%	*	*	0%
09D	NHS BRIGHTON AND HOVE CCG	G81073	MILE OAK CLINIC	75	56%	48%	8%	39%	5%
09D	NHS BRIGHTON AND HOVE CCG	G81075	THE AVENUE SURGERY	73	38%	22%	16%	59%	3%
09D	NHS BRIGHTON AND HOVE CCG	G81076	SALTDEAN AND ROTTINGDEAN MEDICAL PRACTICE	59	71%	58%	14%	27%	2%
09D	NHS BRIGHTON AND HOVE CCG	G81083	THE SURGERY	89	78%	62%	16%	19%	3%
09D	NHS BRIGHTON AND HOVE CCG	G81090	THE SURGERY	52	85%	77%	*	13%	2%
09D	NHS BRIGHTON AND HOVE CCG	G81094	THE SURGERY	49	96%	73%	22%	*	0%
09D	NHS BRIGHTON AND HOVE CCG	G81103	NORTH LAINE MEDICAL CTR.	49	63%	53%	*	33%	4%
09D	NHS BRIGHTON AND HOVE CCG	G81613	SCHOOL HOUSE SURGERY	36	56%	47%	*	42%	3%
09D	NHS BRIGHTON AND HOVE CCG	G81636	BURWASH MEDICAL CENTRE	15	47%	40%	*	47%	7%
09D	NHS BRIGHTON AND HOVE CCG	G81638	THE BRUNSWICK SURGERY	85	81%	64%	18%	15%	4%
09D	NHS BRIGHTON AND HOVE CCG	G81642	THE SURGERY	17	65%	53%	*	35%	0%
09D	NHS BRIGHTON AND HOVE CCG	G81646	THE SURGERY	40	85%	80%	*	*	3%
09D	NHS BRIGHTON AND HOVE CCG	G81656	REGENCY SURGERY	35	63%	51%	*	34%	3%
09D	NHS BRIGHTON AND HOVE CCG	G81661	WILLOW SURGERY	21	52%	48%	*	48%	0%
09D	NHS BRIGHTON AND HOVE CCG	G81663	THE SURGERY	38	55%	47%	*	42%	3%
09D	NHS BRIGHTON AND HOVE CCG	G81667	ST.LUKE'S SURGERY	9	67%	*	*	*	11%
09D	NHS BRIGHTON AND HOVE CCG	G81669	BROADWAY SURGERY	15	*	*	*	67%	0%
09D	NHS BRIGHTON AND HOVE CCG	G81676	WHITEHAWK SURGERY	43	56%	42%	14%	40%	5%
09D	NHS BRIGHTON AND HOVE CCG	G81680	PORTSLADE COUNTY CLINIC	41	61%	61%	15%	37%	2%
09D	NHS BRIGHTON AND HOVE CCG	G81684	THE SURGERY	15	80%	67%	*	*	0%
09D	NHS BRIGHTON AND HOVE CCG	G81687	GOODWOOD COURT MED.CTR.	105	80%	70%	10%	18%	2%
09D	NHS BRIGHTON AND HOVE CCG	G81689	MORLEY STREET SURGERY	*	-	-	-	*	20%
09D	NHS BRIGHTON AND HOVE CCG	G81694	SHIP STREET SURGERY	13	85%	62%	*	-	15%
09D	NHS BRIGHTON AND HOVE CCG	Y00079	HANGLETON MANOR SURGERY	12	83%	67%	*	*	0%
09D	NHS BRIGHTON AND HOVE CCG	Y02404	NEW LARCHWOOD SURGERY	9	100%	89%	*	-	0%
09D	NHS BRIGHTON AND HOVE CCG	Y02676	BRIGHTON STATION HEALTH CENTRE	33	42%	36%	*	52%	6%
09F	NHS EASTBOURNE, HAILSHAM AND SEAF	G81002	GROVE ROAD SURGERY	212	70%	58%	11%	26%	4%
09F	NHS EASTBOURNE, HAILSHAM AND SEAF	G81003	LIGHTHOUSE PRACTICE	326	60%	54%	6%	31%	9%
09F	NHS EASTBOURNE, HAILSHAM AND SEAF	G81004	DOWNLAND MEDICAL PRACTICE	186	64%	58%	6%	30%	6%
09F	NHS EASTBOURNE, HAILSHAM AND SEAF	G81008	STONE CROSS SURGERY	225	70%	58%	12%	24%	5%
09F	NHS EASTBOURNE, HAILSHAM AND SEAF	G81012	BRIDGESIDE SURGERY	168	59%	55%	4%	35%	6%
09F	NHS EASTBOURNE, HAILSHAM AND SEAF	G81017	SEASIDE MEDICAL CENTRE	307	62%	51%	10%	33%	5%
09F	NHS EASTBOURNE, HAILSHAM AND SEAF	G81022	SOVEREIGN PRACTICE	337	63%	51%	12%	31%	6%
09F	NHS EASTBOURNE, HAILSHAM AND SEAF	G81027	THE SURGERY	136	67%	56%	11%	26%	7%
09F	NHS EASTBOURNE, HAILSHAM AND SEAF	G81029	SEAFORD HEALTH CENTRE	395	53%	41%	12%	36%	11%
09F	NHS EASTBOURNE, HAILSHAM AND SEAF	G81032	GREEN STREET CLINIC	172	80%	67%	12%	18%	2%
09F	NHS EASTBOURNE, HAILSHAM AND SEAF	G81049	MANOR PARK MEDICAL CTR.	157	71%	61%	10%	22%	7%
09F	NHS EASTBOURNE, HAILSHAM AND SEAF	G81050	THE SURGERY	256	71%	62%	9%	25%	4%
09F	NHS EASTBOURNE, HAILSHAM AND SEAF	G81056	G MILLER AND PARTNERS	176	73%	61%	12%	22%	5%
09F	NHS EASTBOURNE, HAILSHAM AND SEAF	G81059	SEAFORTH FARM SURGERY	253	55%	47%	6%	40%	6%
09F	NHS EASTBOURNE, HAILSHAM AND SEAF	G81060	*DORMANT*VICARAGE FIELD SURGER	108	55%	49%	6%	40%	6%
09F	NHS EASTBOURNE, HAILSHAM AND SEAF	G81098	THE QUINTIN MEDICAL CTR.	94	68%	60%	9%	28%	4%
09F	NHS EASTBOURNE, HAILSHAM AND SEAF	G81099	OLD SCHOOL SURGERY	189	65%	54%	11%	29%	6%
09F	NHS EASTBOURNE, HAILSHAM AND SEAF	G81104	PARK PRACTICE	318	63%	57%	6%	32%	5%
09F	NHS EASTBOURNE, HAILSHAM AND SEAF	G81634	THE SURGERY	44	73%	66%	*	20%	7%
09F	NHS EASTBOURNE, HAILSHAM AND SEAF	G81685	CRESCENT MEDICAL CENTRE	41	63%	56%	*	34%	2%
09F	NHS EASTBOURNE, HAILSHAM AND SEAF	Y00080	HARBOUR MEDICAL PRACTICE	210	66%	52%	13%	28%	7%
09F	NHS EASTBOURNE, HAILSHAM AND SEAF	Y02816	EASTBOURNE WALK IN CENTRE	129	65%	57%	8%	30%	5%
09G	NHS COASTAL WEST SUSSEX CCG	H82002	THE LYONS PRACTICE	70	53%	39%	14%	31%	16%
09G	NHS COASTAL WEST SUSSEX CCG	H82006	PETWORTH SURGERY	52	60%	40%	19%	37%	4%
09G	NHS COASTAL WEST SUSSEX CCG	H82007	WESTCOURT SURGERY	99	35%	30%	*	39%	25%
09G	NHS COASTAL WEST SUSSEX CCG	H82009	THE ST.LAWRENCE SURGERY	164	51%	39%	12%	34%	16%
09G	NHS COASTAL WEST SUSSEX CCG	H82011	THE STRAND SURGERY	138	34%	28%	7%	32%	34%
09G	NHS COASTAL WEST SUSSEX CCG	H82013	LANGLEY HOUSE	97	62%	46%	15%	32%	6%
09G	NHS COASTAL WEST SUSSEX CCG	H82014	THE COPPICE SURGERY	64	38%	27%	11%	33%	30%
09G	NHS COASTAL WEST SUSSEX CCG	H82015	THE PHOENIX SURGERY	51	25%	18%	*	27%	47%
09G	NHS COASTAL WEST SUSSEX CCG	H82016	BERSTED GREEN SURGERY	132	42%	34%	8%	45%	12%
09G	NHS COASTAL WEST SUSSEX CCG	H82020	THE BOGNOR REGIS HLTH CTR	108	28%	20%	*	28%	42%
09G	NHS COASTAL WEST SUSSEX CCG	H82021	THE ARUNDEL SURGERY	47	77%	57%	19%	19%	4%
09G	NHS COASTAL WEST SUSSEX CCG	H82022	THE STEYNING HEALTH CTR.	111	48%	38%	10%	36%	16%
09G	NHS COASTAL WEST SUSSEX CCG	H82023	ADUR MEDICAL GROUP	88	43%	34%	9%	30%	27%
09G	NHS COASTAL WEST SUSSEX CCG	H82024	THE SEAL MEDICAL GROUP	45	16%	*	*	29%	56%
09G	NHS COASTAL WEST SUSSEX CCG	H82029	THE MANOR PRACTICE	93	31%	24%	8%	39%	30%
09G	NHS COASTAL WEST SUSSEX CCG	H82030	PULBOROUGH MEDICAL GROUP	78	56%	45%	12%	33%	10%
09G	NHS COASTAL WEST SUSSEX CCG	H82031	THE LOXWOOD MEDICAL PRACTICE	36	31%	28%	*	22%	47%
09G	NHS COASTAL WEST SUSSEX CCG	H82032	RIVERBANK MEDICAL CENTRE	95	48%	37%	12%	29%	22%
09G	NHS COASTAL WEST SUSSEX CCG	H82034	THE LIME TREE SURGERY	83	28%	19%	8%	28%	45%

Table 16 : Prevalence of breastfeeding at 6 to 8 weeks , by GP Practice, CCG, Area Team 2013/14 - Annual

Source: NHS England
Crown Copyright © 2014



Code	CCG Name	Code	GP Practice name	Number of Infant due a check	Percentage of infants being breastfed (Total or partial)	Percentage of infants totally Breastfed	Percentage of infants partially breastfed	Percentage infants not at all breastfed	Percentage infants with no known status
09G	NHS COASTAL WEST SUSSEX CCG	H82037	SELSEY MEDICAL CENTRE	47	34%	21%	13%	49%	17%
09G	NHS COASTAL WEST SUSSEX CCG	H82038	FLANSHAM PARK HEALTH CENTRE	114	39%	35%	*	41%	19%
09G	NHS COASTAL WEST SUSSEX CCG	H82039	THE PARK SURGERY	83	39%	25%	13%	51%	11%
09G	NHS COASTAL WEST SUSSEX CCG	H82041	VICTORIA ROAD SURGERY	126	36%	25%	11%	30%	34%
09G	NHS COASTAL WEST SUSSEX CCG	H82042	CATHEDRAL MEDICAL GROUP	126	35%	29%	6%	43%	22%
09G	NHS COASTAL WEST SUSSEX CCG	H82043	GROVE HOUSE SURGERY	94	35%	28%	7%	60%	5%
09G	NHS COASTAL WEST SUSSEX CCG	H82045	WORTHING MEDICAL GROUP	148	45%	38%	7%	32%	24%
09G	NHS COASTAL WEST SUSSEX CCG	H82046	BROADWATER MEDICAL CENTER	98	51%	44%	7%	37%	12%
09G	NHS COASTAL WEST SUSSEX CCG	H82048	AVISFORD MEDICAL GROUP	68	41%	28%	13%	34%	25%
09G	NHS COASTAL WEST SUSSEX CCG	H82049	THE PARKLANDS SURGERY	78	33%	18%	15%	28%	38%
09G	NHS COASTAL WEST SUSSEX CCG	H82051	LAVANT ROAD SURGERY	95	38%	31%	7%	19%	43%
09G	NHS COASTAL WEST SUSSEX CCG	H82055	THE SURGERY	122	44%	38%	7%	40%	16%
09G	NHS COASTAL WEST SUSSEX CCG	H82058	MAYWOOD SURGERY	159	51%	40%	11%	43%	6%
09G	NHS COASTAL WEST SUSSEX CCG	H82059	WILLOW GREEN SURGERY	54	54%	35%	19%	43%	4%
09G	NHS COASTAL WEST SUSSEX CCG	H82060	HENFIELD MEDICAL CENTRE	71	38%	28%	10%	32%	30%
09G	NHS COASTAL WEST SUSSEX CCG	H82061	SELDEN ROAD SURGERY	70	34%	21%	13%	24%	41%
09G	NHS COASTAL WEST SUSSEX CCG	H82065	BALL TREE SURGERY	105	32%	22%	10%	42%	26%
09G	NHS COASTAL WEST SUSSEX CCG	H82066	FITZALAN MEDICAL GROUP	168	38%	29%	9%	45%	17%
09G	NHS COASTAL WEST SUSSEX CCG	H82067	TANGMERE MEDICAL CENTRE	49	45%	39%	*	45%	10%
09G	NHS COASTAL WEST SUSSEX CCG	H82068	MILL STREAM MEDICAL CTR.	25	34%	*	*	*	56%
09G	NHS COASTAL WEST SUSSEX CCG	H82069	ARUN MEDICAL GROUP	87	36%	22%	14%	40%	24%
09G	NHS COASTAL WEST SUSSEX CCG	H82070	THE GLEBE SURGERY	73	51%	33%	18%	32%	18%
09G	NHS COASTAL WEST SUSSEX CCG	H82076	THE CORNERWAYS SURGERY	28	61%	36%	25%	29%	11%
09G	NHS COASTAL WEST SUSSEX CCG	H82077	THE CROFT SURGERY	89	39%	33%	7%	35%	26%
09G	NHS COASTAL WEST SUSSEX CCG	H82078	SOUTHBOURNE SURGERY	105	30%	23%	7%	27%	44%
09G	NHS COASTAL WEST SUSSEX CCG	H82083	NORTHBOURNE MEDICAL CTR.	132	55%	42%	13%	36%	10%
09G	NHS COASTAL WEST SUSSEX CCG	H82086	HIGHDOWN SURGERY	54	33%	26%	*	43%	24%
09G	NHS COASTAL WEST SUSSEX CCG	H82087	THE BARN SURGERY	18	44%	39%	*	*	33%
09G	NHS COASTAL WEST SUSSEX CCG	H82091	NEW POND ROW SURGERY	71	41%	32%	8%	27%	32%
09G	NHS COASTAL WEST SUSSEX CCG	H82094	THE KINGFISHER SURGERY	39	33%	18%	15%	38%	28%
09G	NHS COASTAL WEST SUSSEX CCG	H82095	THE WITTERINGS HEALTH CTR	77	48%	40%	8%	38%	14%
09G	NHS COASTAL WEST SUSSEX CCG	H82096	THE ORCHARD SURGERY	79	43%	37%	*	46%	11%
09G	NHS COASTAL WEST SUSSEX CCG	H82099	WEST MEADS SURGERY	69	26%	17%	9%	45%	29%
09G	NHS COASTAL WEST SUSSEX CCG	H82101	HEENE ROAD SURGERY	74	23%	15%	8%	24%	53%
09G	NHS COASTAL WEST SUSSEX CCG	H82625	OLD SHOREHAM ROAD SURGERY	42	26%	24%	*	38%	36%
09G	NHS COASTAL WEST SUSSEX CCG	H82641	THE LAWNS SURGERY	9	*	*	*	*	56%
09G	NHS COASTAL WEST SUSSEX CCG	H82643	THE MAYFLOWER SURGERY	80	30%	20%	10%	43%	28%
09H	NHS CRAWLEY CCG	H82012	LEACROFT MEDICAL PRACTICE	142	29%	18%	11%	28%	43%
09H	NHS CRAWLEY CCG	H82025	WOODLANDS SURGERY	93	39%	26%	13%	52%	10%
09H	NHS CRAWLEY CCG	H82026	SAKONBROOK MEDICAL CENTRE	244	61%	31%	38%	38%	16%
09H	NHS CRAWLEY CCG	H82033	GOSSOPS GREEN MEDICAL CTR	81	53%	27%	26%	30%	17%
09H	NHS CRAWLEY CCG	H82047	BRIDGE MEDICAL CENTRE	133	59%	38%	21%	30%	11%
09H	NHS CRAWLEY CCG	H82050	IFIELD MEDICAL PRACTICE	131	39%	24%	15%	44%	18%
09H	NHS CRAWLEY CCG	H82052	POUND HILL MEDICAL GROUP	178	52%	33%	20%	31%	17%
09H	NHS CRAWLEY CCG	H82053	FURNACE GREEN SURGERY	61	44%	38%	*	43%	13%
09H	NHS CRAWLEY CCG	H82064	SOUTHGATE SURGERY	172	47%	32%	15%	38%	16%
09H	NHS CRAWLEY CCG	H82088	BEWBUSH MEDICAL CENTRE	145	41%	33%	8%	39%	21%
09H	NHS CRAWLEY CCG	H82098	COACHMANS MEDICAL PRACTICE	165	40%	26%	14%	50%	10%
09H	NHS CRAWLEY CCG	Y00351	LANGLEY CORNER SURGERY	113	33%	29%	*	35%	32%
09H	NHS CRAWLEY CCG	Y02531	CRAWLEY HEALTH CENTRE	44	34%	20%	14%	20%	45%
09L	NHS EAST SURREY CCG	H81005	POND TAIL SURGERY	53	51%	34%	17%	43%	6%
09L	NHS EAST SURREY CCG	H81023	LINGFIELD SURGERY	91	46%	36%	10%	52%	2%
09L	NHS EAST SURREY CCG	H81030	GREYSTONE HOUSE SURGERY	125	67%	50%	17%	32%	1%
09L	NHS EAST SURREY CCG	H81037	HORLEY HEALTH CENTRE	193	50%	41%	8%	47%	4%
09L	NHS EAST SURREY CCG	H81045	CATERHAM VALLEY HEALTH CENTRE	113	68%	54%	14%	29%	3%
09L	NHS EAST SURREY CCG	H81046	WAYSIDE SURGERY	34	50%	38%	*	44%	6%
09L	NHS EAST SURREY CCG	H81048	HOLMHURST MEDICAL CENTRE	168	65%	44%	21%	33%	2%
09L	NHS EAST SURREY CCG	H81055	THE HAWTHORNS	71	41%	28%	13%	54%	6%
09L	NHS EAST SURREY CCG	H81056	THE HEALTH CENTRE	141	67%	48%	18%	30%	4%
09L	NHS EAST SURREY CCG	H81058	5 WOODLANDS ROAD	141	61%	43%	18%	37%	2%
09L	NHS EAST SURREY CCG	H81060	TOWNHILL MEDICAL PRACTICE	143	51%	41%	10%	45%	3%
09L	NHS EAST SURREY CCG	H81083	THE MOAT HOUSE	168	58%	36%	21%	42%	0%
09L	NHS EAST SURREY CCG	H81089	THE WALL HOUSE	225	68%	50%	18%	29%	2%
09L	NHS EAST SURREY CCG	H81101	WHYTELEAFE SURGERY	74	66%	49%	18%	31%	3%
09L	NHS EAST SURREY CCG	H81116	515 LIMPSFIELD ROAD	46	54%	41%	13%	39%	7%
09L	NHS EAST SURREY CCG	H81119	WARLINGHAM GREEN MEDICAL PRACTICE	96	59%	38%	22%	38%	3%
09L	NHS EAST SURREY CCG	H81638	SMALLFIELD SURGERY	57	49%	37%	12%	51%	0%
09L	NHS EAST SURREY CCG	H81667	SOUTH PARK SURGERY	63	44%	33%	11%	54%	2%
09N	NHS GUILDFORD AND WAVERLEY CCG	H81006	AUSTEN ROAD SURGERY	63	75%	65%	10%	25%	0%
09N	NHS GUILDFORD AND WAVERLEY CCG	H81010	THE OAKS SURGERY	193	62%	44%	18%	31%	7%
09N	NHS GUILDFORD AND WAVERLEY CCG	H81021	THE MILL MEDICAL PRACTICE	176	72%	60%	12%	26%	2%
09N	NHS GUILDFORD AND WAVERLEY CCG	H81022	CHIDDINGFOLD SURGERY	45	76%	58%	18%	24%	0%
09N	NHS GUILDFORD AND WAVERLEY CCG	H81026	BINSCOMBE MEDICAL CENTRE	95	57%	40%	17%	42%	1%
09N	NHS GUILDFORD AND WAVERLEY CCG	H81029	DAPDUNE HOUSE SURGERY	149	64%	52%	13%	34%	1%
09N	NHS GUILDFORD AND WAVERLEY CCG	H81031	WITLEY SURGERY	93	60%	46%	14%	39%	1%
09N	NHS GUILDFORD AND WAVERLEY CCG	H81035	MERROW PARK SURGERY	99	66%	43%	22%	30%	4%
09N	NHS GUILDFORD AND WAVERLEY CCG	H81043	THE SURGERY	83	72%	54%	18%	28%	0%
09N	NHS GUILDFORD AND WAVERLEY CCG	H81044	SPRINGFIELD SURGERY	27	74%	52%	22%	26%	0%
09N	NHS GUILDFORD AND WAVERLEY CCG	H81052	CRANLEIGH HEALTH CENTRE	109	64%	44%	20%	35%	1%
09N	NHS GUILDFORD AND WAVERLEY CCG	H81053	THE VILLAGES MEDICAL CTR.	74	54%	42%	12%	45%	1%
09N	NHS GUILDFORD AND WAVERLEY CCG	H81062	HASLEMERE HEALTH CENTRE	189	65%	47%	17%	32%	4%
09N	NHS GUILDFORD AND WAVERLEY CCG	H81064	THE FAIRLANDS PRACTICE	120	53%	38%	15%	43%	3%
09N	NHS GUILDFORD AND WAVERLEY CCG	H81076	THE GRAYSHOTT SURGERY	72	67%	44%	22%	32%	1%
09N	NHS GUILDFORD AND WAVERLEY CCG	H81077	SHERE SURGERY/DISPENSARY	56	77%	52%	25%	20%	4%
09N	NHS GUILDFORD AND WAVERLEY CCG	H81084	EAST HORSLEY MEDICAL CTR	46	89%	63%	26%	*	0%
09N	NHS GUILDFORD AND WAVERLEY CCG	H81085	ST.LUKE'S SURGERY	110	75%	59%	15%	24%	2%
09N	NHS GUILDFORD AND WAVERLEY CCG	H81090	WOODBIDGE HILL SURGERY	151	66%	47%	19%	30%	5%
09N	NHS GUILDFORD AND WAVERLEY CCG	H81132	HURST FARM SURGERY	48	65%	58%	*	31%	4%

Table 16 : Prevalence of breastfeeding at 6 to 8 weeks , by GP Practice, CCG, Area Team 2013/14 - Annual

Source: NHS England
Crown Copyright © 2014



Code	CCG Name	Code	GP Practice name	Number of Infant due a check	Percentage of infants being breastfed (Total or partial)	Percentage of infants totally Breastfed	Percentage of infants partially breastfed	Percentage infants not at all breastfed	Percentage infants with no known status
09N	NHS GUILDFORD AND WAVERLEY CCG	H81647	NEW INN SURGERY	24	71%	50%	*	25%	4%
09P	NHS HASTINGS AND ROTHER CCG	G81013	CORNWALLIS SURGERY	102	49%	34%	15%	49%	2%
09P	NHS HASTINGS AND ROTHER CCG	G81023	MARTINS OAK SURGERY	132	71%	64%	8%	29%	0%
09P	NHS HASTINGS AND ROTHER CCG	G81025	THE SURGERY	189	61%	49%	13%	37%	2%
09P	NHS HASTINGS AND ROTHER CCG	G81026	WARRIOR SQUARE SURGERY	230	63%	51%	12%	36%	1%
09P	NHS HASTINGS AND ROTHER CCG	G81031	THE SURGERY	224	59%	49%	10%	40%	1%
09P	NHS HASTINGS AND ROTHER CCG	G81033	SILVER SPRINGS MED. PRAC.	192	64%	56%	8%	35%	1%
09P	NHS HASTINGS AND ROTHER CCG	G81039	DR DEWHURST & PARTNERS	176	70%	61%	9%	28%	2%
09P	NHS HASTINGS AND ROTHER CCG	G81041	DR LAWTON & PARTNERS	375	60%	50%	9%	39%	1%
09P	NHS HASTINGS AND ROTHER CCG	G81048	CARISBROOKE SURGERY	196	64%	54%	11%	35%	1%
09P	NHS HASTINGS AND ROTHER CCG	G81051	RYE MEDICAL CTR	131	62%	45%	17%	38%	0%
09P	NHS HASTINGS AND ROTHER CCG	G81052	FAIRFIELD SURGERY	47	70%	68%	*	21%	9%
09P	NHS HASTINGS AND ROTHER CCG	G81057	THE SURGERY	42	60%	50%	*	38%	2%
09P	NHS HASTINGS AND ROTHER CCG	G81064	THE SURGERY	126	54%	45%	9%	45%	1%
09P	NHS HASTINGS AND ROTHER CCG	G81074	HIGH GLADES MEDICAL CENTRE	34	56%	44%	*	41%	3%
09P	NHS HASTINGS AND ROTHER CCG	G81077	COLLINGTON SURGERY	118	72%	58%	14%	26%	2%
09P	NHS HASTINGS AND ROTHER CCG	G81082	OLDWOOD SURGERY	148	77%	66%	11%	23%	0%
09P	NHS HASTINGS AND ROTHER CCG	G81084	THE SURGERY	121	64%	50%	14%	35%	2%
09P	NHS HASTINGS AND ROTHER CCG	G81085	FERRY ROAD HEALTH CENTRE	103	51%	47%	*	47%	2%
09P	NHS HASTINGS AND ROTHER CCG	G81087	THE SURGERY	68	59%	59%	*	29%	4%
09P	NHS HASTINGS AND ROTHER CCG	G81095	ROEBUCK HOUSE	104	64%	48%	16%	34%	2%
09P	NHS HASTINGS AND ROTHER CCG	G81096	SEDLSCOMBE HOUSE	121	65%	55%	10%	34%	1%
09P	NHS HASTINGS AND ROTHER CCG	G81105	CHURCHWOOD MEDICAL PRACT.	157	45%	38%	7%	55%	0%
09P	NHS HASTINGS AND ROTHER CCG	G81611	ROEBUCK HOUSE	71	76%	55%	21%	24%	0%
09P	NHS HASTINGS AND ROTHER CCG	G81640	THE SURGERY	63	57%	49%	*	43%	0%
09P	NHS HASTINGS AND ROTHER CCG	G81641	THE SURGERY	80	45%	39%	*	55%	0%
09P	NHS HASTINGS AND ROTHER CCG	G81643	THE SURGERY	42	67%	60%	*	31%	2%
09P	NHS HASTINGS AND ROTHER CCG	G81649	THE PLAZA SURGERY	166	62%	52%	10%	38%	0%
09P	NHS HASTINGS AND ROTHER CCG	G81651	ROEBUCK HOUSE	76	61%	54%	*	38%	1%
09P	NHS HASTINGS AND ROTHER CCG	G81653	HIGH GLADES MEDICAL CENTRE	79	68%	57%	11%	30%	1%
09P	NHS HASTINGS AND ROTHER CCG	G81658	THE STATION PRACTICE	211	63%	52%	11%	36%	1%
09P	NHS HASTINGS AND ROTHER CCG	G81662	SHANKILL SURGERY	88	48%	42%	*	52%	0%
09P	NHS HASTINGS AND ROTHER CCG	G81675	STONE STREET SURGERY	84	61%	46%	14%	39%	0%
09X	NHS HORSHAM AND MID SUSSEX CCG	H82003	THE MEADOWS SURGERY	94	40%	29%	12%	38%	21%
09X	NHS HORSHAM AND MID SUSSEX CCG	H82004	THE SURGERY	38	55%	47%	*	26%	18%
09X	NHS HORSHAM AND MID SUSSEX CCG	H82005	CUCKFIELD MEDICAL CENTRE	85	54%	46%	8%	33%	13%
09X	NHS HORSHAM AND MID SUSSEX CCG	H82008	THE SHIP STREET SURGERY	114	42%	28%	14%	28%	30%
09X	NHS HORSHAM AND MID SUSSEX CCG	H82010	JUDGES CLOSE SURGERY	54	57%	44%	13%	37%	6%
09X	NHS HORSHAM AND MID SUSSEX CCG	H82017	THE PARK SURGERY	257	56%	42%	14%	32%	12%
09X	NHS HORSHAM AND MID SUSSEX CCG	H82027	RUDWICK MEDICAL CENTRE	15	57%	15	*	59%	20%
09X	NHS HORSHAM AND MID SUSSEX CCG	H82028	THE COURTYARD SURGERY	84	31%	26%	*	19%	50%
09X	NHS HORSHAM AND MID SUSSEX CCG	H82035	THE MEDICAL CENTRE	88	68%	48%	20%	23%	9%
09X	NHS HORSHAM AND MID SUSSEX CCG	H82036	ORCHARD SURGERY	83	42%	30%	12%	33%	25%
09X	NHS HORSHAM AND MID SUSSEX CCG	H82040	THE HEALTH CENTRE	61	56%	39%	16%	33%	11%
09X	NHS HORSHAM AND MID SUSSEX CCG	H82044	DOLPHINS PRACTICE	133	38%	29%	8%	26%	36%
09X	NHS HORSHAM AND MID SUSSEX CCG	H82056	NEWTONS SURGERY	176	51%	41%	10%	23%	27%
09X	NHS HORSHAM AND MID SUSSEX CCG	H82057	MID SUSSEX HEALTH CARE	164	67%	52%	15%	27%	6%
09X	NHS HORSHAM AND MID SUSSEX CCG	H82063	MOATFIELD SURGERY	151	32%	26%	5%	38%	30%
09X	NHS HORSHAM AND MID SUSSEX CCG	H82072	SILVERDALE PRACTICE	105	49%	43%	6%	28%	24%
09X	NHS HORSHAM AND MID SUSSEX CCG	H82084	THE BROW MEDICAL CENTRE	74	50%	41%	9%	41%	9%
09X	NHS HORSHAM AND MID SUSSEX CCG	H82089	RIVERSIDE SURGERY	87	48%	41%	7%	31%	21%
09X	NHS HORSHAM AND MID SUSSEX CCG	H82092	THE VILLAGE SURGERY	72	36%	31%	*	25%	39%
09X	NHS HORSHAM AND MID SUSSEX CCG	H82100	NORTHLANDS WOOD PRACTICE	88	43%	32%	11%	35%	22%
09X	NHS HORSHAM AND MID SUSSEX CCG	H82615	OUSE VALLEY PRACTICE	56	21%	16%	*	18%	61%
09X	NHS HORSHAM AND MID SUSSEX CCG	H82621	PARK VIEW HEALTH PARTNERSHIP	82	34%	27%	7%	44%	22%
09X	NHS HORSHAM AND MID SUSSEX CCG	H82640	HOLBROOK SURGERY	155	59%	43%	15%	31%	10%
09Y	NHS NORTH WEST SURREY CCG	H81002	KNOWLE GREEN SURGERY	101	61%	38%	24%	36%	3%
09Y	NHS NORTH WEST SURREY CCG	H81003	SUNBURY HEALTH CENTRE	229	58%	42%	16%	39%	3%
09Y	NHS NORTH WEST SURREY CCG	H81004	SHEPHERTON HEALTH CENTRE	124	57%	46%	11%	42%	1%
09Y	NHS NORTH WEST SURREY CCG	H81007	WEYBRIDGE HEALTH CENTRE	106	68%	52%	16%	31%	1%
09Y	NHS NORTH WEST SURREY CCG	H81009	STUDHOLME MEDICAL CENTRE	179	45%	27%	17%	47%	8%
09Y	NHS NORTH WEST SURREY CCG	H81015	CHOBHAM SURGERY	81	57%	46%	11%	38%	5%
09Y	NHS NORTH WEST SURREY CCG	H81019	SUNNY MEED SURGERY	102	65%	46%	19%	26%	9%
09Y	NHS NORTH WEST SURREY CCG	H81020	THE FORT HOUSE SURGERY	205	62%	46%	16%	33%	4%
09Y	NHS NORTH WEST SURREY CCG	H81024	YORK HOUSE MEDICAL CENTRE	148	56%	37%	19%	39%	5%
09Y	NHS NORTH WEST SURREY CCG	H81025	ST.JOHNS HEALTH CENTRE	112	54%	33%	21%	40%	5%
09Y	NHS NORTH WEST SURREY CCG	H81032	HEATHCOTE MED PRACTICE	217	65%	46%	18%	31%	5%
09Y	NHS NORTH WEST SURREY CCG	H81033	THE ABBEY PRACTICE	130	49%	37%	12%	51%	0%
09Y	NHS NORTH WEST SURREY CCG	H81034	WEST BYFLEET HEALTH CTR.	68	63%	47%	16%	35%	1%
09Y	NHS NORTH WEST SURREY CCG	H81036	PARISHES BRIDGE MED.PRACT	96	63%	47%	16%	35%	2%
09Y	NHS NORTH WEST SURREY CCG	H81041	SOUTH VIEW SURGERY	123	60%	41%	20%	32%	8%
09Y	NHS NORTH WEST SURREY CCG	H81042	THE CROUCH OAK FAM.PRAC.	193	53%	33%	20%	45%	2%
09Y	NHS NORTH WEST SURREY CCG	H81050	WEST BYFLEET HEALTH CTR.	119	56%	38%	18%	39%	5%
09Y	NHS NORTH WEST SURREY CCG	H81054	THE BRIDGE PRACTICE	83	58%	33%	25%	41%	1%
09Y	NHS NORTH WEST SURREY CCG	H81057	FORDBRIDGE MEDICAL CENTRE	70	40%	24%	16%	59%	1%
09Y	NHS NORTH WEST SURREY CCG	H81061	HILLVIEW MEDICAL CENTRE	152	72%	54%	18%	25%	3%
09Y	NHS NORTH WEST SURREY CCG	H81065	THE SURGERY	100	64%	37%	27%	35%	1%
09Y	NHS NORTH WEST SURREY CCG	H81066	THE GROVE MEDICAL CENTRE	169	58%	56%	14%	27%	4%
09Y	NHS NORTH WEST SURREY CCG	H81073	WEYBRIDGE HEALTH CENTRE	190	68%	48%	21%	31%	1%
09Y	NHS NORTH WEST SURREY CCG	H81079	5 CHERTSEY LANE	38	39%	29%	*	55%	5%
09Y	NHS NORTH WEST SURREY CCG	H81087	ST.DAVIDS HEALTH CENTRE	165	39%	28%	12%	51%	10%
09Y	NHS NORTH WEST SURREY CCG	H81093	DR L GIBSON	7	*	*	-	*	14%
09Y	NHS NORTH WEST SURREY CCG	H81094	DR ARNOLD AND PARTNERS	112	62%	43%	19%	38%	1%
09Y	NHS NORTH WEST SURREY CCG	H81095	DR MEECHAN AND PARTNERS	55	56%	44%	13%	42%	2%
09Y	NHS NORTH WEST SURREY CCG	H81104	95 STANWELL ROAD	61	43%	30%	13%	56%	2%
09Y	NHS NORTH WEST SURREY CCG	H81111	PACKERS	36	64%	44%	19%	31%	6%
09Y	NHS NORTH WEST SURREY CCG	H81122	THE HYTHE MEDICAL CENTRE	49	69%	57%	12%	31%	0%
09Y	NHS NORTH WEST SURREY CCG	H81123	SHEERWATER HEALTH CENTRE	54	57%	39%	19%	41%	2%

Table 16 : Prevalence of breastfeeding at 6 to 8 weeks , by GP Practice, CCG, Area Team 2013/14 - Annual

Source: NHS England
Crown Copyright © 2014



Code	CCG Name	Code	GP Practice name	Number of Infant due a check	Percentage of infants being breastfed (Total or partial)	Percentage of infants totally Breastfed	Percentage of infants partially breastfed	Percentage infants not at all breastfed	Percentage infants with no known status
09Y	NHS NORTH WEST SURREY CCG	H81129	THE OLD VICARAGE	38	45%	29%	16%	39%	16%
09Y	NHS NORTH WEST SURREY CCG	H81131	THE WHITE PRACTICE	35	54%	29%	16%	43%	3%
09Y	NHS NORTH WEST SURREY CCG	H81134	STAINES HEALTH CENTRE	138	65%	43%	22%	35%	0%
09Y	NHS NORTH WEST SURREY CCG	H81632	FELTHAM HILL ROAD SURGERY	23	48%	*	30%	43%	9%
09Y	NHS NORTH WEST SURREY CCG	H81641	COLLEGE ROAD SURGERY	58	57%	17%	40%	40%	3%
09Y	NHS NORTH WEST SURREY CCG	H81642	UPPER HALLFORD MEDICAL CENTRE	38	39%	29%	*	61%	0%
09Y	NHS NORTH WEST SURREY CCG	H81643	THE MAYBURY SURGERY	38	58%	37%	21%	42%	0%
09Y	NHS NORTH WEST SURREY CCG	H81658	NEW OTTERSHAW SURGERY	46	57%	41%	15%	43%	0%
09Y	NHS NORTH WEST SURREY CCG	H81663	ASHLEY MEDICAL PRACTICE	47	57%	38%	19%	34%	9%
09Y	NHS NORTH WEST SURREY CCG	H81664	177 HIGH STREET	14	57%	50%	*	*	7%
09Y	NHS NORTH WEST SURREY CCG	Y02688	ASHFORD HEALTH CENTRE	95	49%	32%	18%	42%	8%
10C	NHS SURREY HEATH CCG	H81013	FRIMLEY GREEN MEDICAL CTR	334	48%	33%	15%	49%	3%
10C	NHS SURREY HEATH CCG	H81039	PARK HOUSE SURGERY	82	56%	41%	15%	41%	2%
10C	NHS SURREY HEATH CCG	H81040	THE SURGERY	65	57%	32%	25%	42%	2%
10C	NHS SURREY HEATH CCG	H81069	PARK ROAD SURGERY	96	46%	31%	15%	46%	8%
10C	NHS SURREY HEATH CCG	H81075	GORDON ROAD SURGERY	119	55%	39%	17%	39%	6%
10C	NHS SURREY HEATH CCG	H81082	CAMBERLEY HEALTH CENTRE	114	46%	26%	20%	49%	4%
10C	NHS SURREY HEATH CCG	H81130	ALL SAINTS HOUSE	98	70%	46%	24%	23%	6%
10C	NHS SURREY HEATH CCG	H81620	HEATHERSIDE SURGERY	64	52%	31%	20%	42%	6%
10C	NHS SURREY HEATH CCG	H81622	THE OLD DEAN SURGERY	29	41%	28%	*	45%	14%
99H	NHS SURREY DOWNS CCG	H81011	NORW CLINIC	87	45%	32%	13%	52%	3%
99H	NHS SURREY DOWNS CCG	H81016	FAIRFIELD MEDICAL CENTRE	59	56%	49%	*	42%	2%
99H	NHS SURREY DOWNS CCG	H81017	ASHLEA MEDICAL PRACTICE	186	65%	53%	12%	32%	3%
99H	NHS SURREY DOWNS CCG	H81028	NEW HOUSE SURGERY	60	58%	42%	17%	25%	17%
99H	NHS SURREY DOWNS CCG	H81038	LITTLETON SURGERY	26	62%	54%	*	23%	15%
99H	NHS SURREY DOWNS CCG	H81051	THE DERBY MEDICAL CENTRE	141	60%	43%	16%	37%	4%
99H	NHS SURREY DOWNS CCG	H81067	COBHAM HEALTH CENTRE	124	65%	42%	23%	28%	7%
99H	NHS SURREY DOWNS CCG	H81068	THE SURGERY	94	57%	46%	12%	26%	17%
99H	NHS SURREY DOWNS CCG	H81070	HEATHCOTE MEDICAL CENTRE	106	61%	43%	18%	38%	1%
99H	NHS SURREY DOWNS CCG	H81071	ASHLEY CENTRE SURGERY	103	57%	45%	13%	40%	3%
99H	NHS SURREY DOWNS CCG	H81072	MEDWYN SURGERY	145	70%	56%	14%	23%	7%
99H	NHS SURREY DOWNS CCG	H81074	ST.STEPHENS HOUSE	64	61%	41%	20%	36%	3%
99H	NHS SURREY DOWNS CCG	H81078	THE GLENLYN MEDICAL CTR.	205	57%	36%	21%	33%	10%
99H	NHS SURREY DOWNS CCG	H81080	THE LONGCROFT CLINIC	84	56%	43%	13%	39%	5%
99H	NHS SURREY DOWNS CCG	H81081	TADWORTH MEDICAL CENTRE	95	40%	23%	17%	53%	7%
99H	NHS SURREY DOWNS CCG	H81086	THORKHILL SURGERY	49	76%	53%	22%	18%	6%
99H	NHS SURREY DOWNS CCG	H81091	SPRING STREET SURGERY	54	59%	48%	11%	39%	2%
99H	NHS SURREY DOWNS CCG	H81099	ESHER GREEN SURGERY	74	58%	36%	22%	36%	5%
99H	NHS SURREY DOWNS CCG	H81103	EASTWICK PARK MED.PRACT.	39	64%	33%	31%	31%	5%
99H	NHS SURREY DOWNS CCG	H81107	OXSHOTT MEDICAL PRACTICE	40	73%	49%	28%	23%	5%
99H	NHS SURREY DOWNS CCG	H81109	CAPEFIELD SURGERY	80	69%	54%	15%	28%	4%
99H	NHS SURREY DOWNS CCG	H81113	THE LEITH HILL PRACTICE	43	56%	33%	23%	35%	9%
99H	NHS SURREY DOWNS CCG	H81118	AURIOL MEDICAL PRACTICE	22	64%	32%	32%	27%	9%
99H	NHS SURREY DOWNS CCG	H81125	GIGGS HILL SURGERY	125	72%	50%	22%	22%	6%
99H	NHS SURREY DOWNS CCG	H81126	TATTENHAM HEALTH CENTRE	62	60%	44%	16%	37%	3%
99H	NHS SURREY DOWNS CCG	H81128	THE VINE MEDICAL CENTRE	71	66%	45%	21%	27%	7%
99H	NHS SURREY DOWNS CCG	H81133	THE OLD COTTAGE HPL SURG	353	58%	45%	13%	37%	5%
99H	NHS SURREY DOWNS CCG	H81611	RIVERBANK SURGERY	16	*	*	*	50%	19%
99H	NHS SURREY DOWNS CCG	H81613	STONELEIGH SURGERY	38	53%	42%	*	45%	3%
99H	NHS SURREY DOWNS CCG	H81618	THE MOLEBRIDGE PRACTICE	63	51%	41%	10%	44%	5%
99H	NHS SURREY DOWNS CCG	H81644	FOUNTAIN SURGERY	84	55%	33%	21%	42%	4%
99H	NHS SURREY DOWNS CCG	H81656	SHADBOLT PARK HOUSE SURG	76	82%	63%	18%	17%	1%
99H	NHS SURREY DOWNS CCG	H81672	LANTERN SURGERY	43	67%	47%	21%	28%	5%
99K	NHS HIGH WEALD LEWES HAVENS CCG	G81007	THE HEALTH CENTRE	160	68%	59%	8%	26%	6%
99K	NHS HIGH WEALD LEWES HAVENS CCG	G81016	QUAYSIDE MEDICAL PRACTICE	221	59%	52%	7%	30%	11%
99K	NHS HIGH WEALD LEWES HAVENS CCG	G81019	BEACON SURGERY	179	62%	47%	15%	32%	6%
99K	NHS HIGH WEALD LEWES HAVENS CCG	G81021	THE SURGERY	149	62%	50%	13%	29%	9%
99K	NHS HIGH WEALD LEWES HAVENS CCG	G81024	ASHDOWN FOREST HEALTH CTR	147	80%	66%	14%	14%	6%
99K	NHS HIGH WEALD LEWES HAVENS CCG	G81030	BELMONT SURGERY	91	25%	22%	*	9%	66%
99K	NHS HIGH WEALD LEWES HAVENS CCG	G81035	RIVER LODGE SURGERY	228	66%	52%	14%	25%	9%
99K	NHS HIGH WEALD LEWES HAVENS CCG	G81037	THE MEADS MEDICAL CENTRE	242	62%	54%	8%	33%	5%
99K	NHS HIGH WEALD LEWES HAVENS CCG	G81040	WOODHILL SURGERY	58	69%	57%	12%	21%	10%
99K	NHS HIGH WEALD LEWES HAVENS CCG	G81043	ROTHERFIELD SURGERY	136	66%	47%	19%	25%	9%
99K	NHS HIGH WEALD LEWES HAVENS CCG	G81045	ST.ANDREW'S SURGERY	192	78%	65%	13%	11%	11%
99K	NHS HIGH WEALD LEWES HAVENS CCG	G81053	ROWE AVENUE SURGERY	117	64%	48%	16%	26%	10%
99K	NHS HIGH WEALD LEWES HAVENS CCG	G81055	SAXONBURY HOUSE	161	63%	51%	12%	24%	13%
99K	NHS HIGH WEALD LEWES HAVENS CCG	G81061	CHAPEL STREET SURGERY	170	44%	35%	9%	42%	14%
99K	NHS HIGH WEALD LEWES HAVENS CCG	G81086	BIRD-IN-EYE SURGERY	203	74%	65%	9%	22%	4%
99K	NHS HIGH WEALD LEWES HAVENS CCG	G81088	THE SURGERY	216	58%	44%	14%	27%	15%
99K	NHS HIGH WEALD LEWES HAVENS CCG	G81097	MANOR OAK SURGERY	64	45%	41%	*	39%	16%
99K	NHS HIGH WEALD LEWES HAVENS CCG	G81100	MERIDIAN SURGERY	288	56%	44%	13%	32%	12%
99K	NHS HIGH WEALD LEWES HAVENS CCG	G81102	BUXTED MEDICAL CENTRE	162	67%	52%	15%	25%	7%
99K	NHS HIGH WEALD LEWES HAVENS CCG	G81614	GROOMBRIDGE & HARTFIELD MEDICAL GRP	89	69%	52%	17%	16%	16%
99K	NHS HIGH WEALD LEWES HAVENS CCG	G81627	FOXHILL MEDICAL CENTRE	52	62%	52%	*	25%	13%
99K	NHS HIGH WEALD LEWES HAVENS CCG	G81692	1 CENTRAL COURT	86	43%	37%	*	38%	19%

Table 16 : Prevalence of breastfeeding at 6 to 8 weeks , by GP Practice, CCG, Area Team 2013/14 - Annual

Source: NHS England

Crown Copyright © 2014



Code	CCG Name	Code	GP Practice name	Number of Infant due a check	Percentage of infants being breastfed (Total or partial)	Percentage of infants totally Breastfed	Percentage of infants partially breastfed	Percentage infants not at all breastfed	Percentage infants with no known status
10G	NHS BRACKNELL AND ASCOT CCG	K81001	THE WATERFIELD PRACTICE	162	48%	33%	15%	49%	3%
10G	NHS BRACKNELL AND ASCOT CCG	K81006	SANDHURST GROUP PRACTICE	193	40%	32%	9%	55%	4%
10G	NHS BRACKNELL AND ASCOT CCG	K81010	KINGS CORNER SURGERY	61	72%	43%	30%	23%	5%
10G	NHS BRACKNELL AND ASCOT CCG	K81023	THE SURGERY	52	60%	40%	19%	35%	6%
10G	NHS BRACKNELL AND ASCOT CCG	K81028	MAGNOLIA HOUSE SURGERY	44	77%	52%	25%	18%	5%
10G	NHS BRACKNELL AND ASCOT CCG	K81030	RINGMEAD MEDICAL PRACTICE	189	47%	33%	13%	48%	6%
10G	NHS BRACKNELL AND ASCOT CCG	K81032	BOUNDARY HOUSE SURGERY	104	52%	37%	15%	44%	4%
10G	NHS BRACKNELL AND ASCOT CCG	K81059	WARFIELD GREEN MED. CTR.	105	52%	41%	11%	26%	22%
10G	NHS BRACKNELL AND ASCOT CCG	K81060	BINFIELD PRACTICE	154	55%	36%	19%	28%	18%
10G	NHS BRACKNELL AND ASCOT CCG	K81076	GREEN MEADOWS PARTNERSHIP	79	63%	51%	13%	30%	6%
10G	NHS BRACKNELL AND ASCOT CCG	K81087	EASTHAMPSTEAD SURGERY	100	55%	38%	17%	42%	3%
10G	NHS BRACKNELL AND ASCOT CCG	K81094	GREAT HOLLANDS HEALTH CTR	48	69%	42%	27%	27%	4%
10G	NHS BRACKNELL AND ASCOT CCG	K81610	FOREST END MEDICAL CENTRE	172	51%	33%	18%	46%	3%
10G	NHS BRACKNELL AND ASCOT CCG	K81656	CROWN WOOD MEDICAL CENTRE	72	49%	39%	10%	50%	1%
10G	NHS BRACKNELL AND ASCOT CCG	K81657	SKIMPED HILL HEALTH CTR.	58	48%	24%	24%	40%	12%
10H	NHS CHILTERN CCG	K82001	RECTORY MEADOW SURGERY	55	40%	27%	13%	20%	40%
10H	NHS CHILTERN CCG	K82004	AMERSHAM HEALTH CENTRE	126	47%	33%	13%	20%	33%
10H	NHS CHILTERN CCG	K82005	HAWTHORNDEN SURGERY	49	43%	35%	*	33%	24%
10H	NHS CHILTERN CCG	K82006	IVER MEDICAL CENTRE	70	29%	19%	10%	37%	34%
10H	NHS CHILTERN CCG	K82008	THE HALL PRACTICE	90	39%	24%	14%	19%	42%
10H	NHS CHILTERN CCG	K82010	TOWER HOUSE SURGERY	138	32%	19%	13%	31%	37%
10H	NHS CHILTERN CCG	K82011	MILLBARN MEDICAL CENTRE	79	43%	29%	14%	25%	32%
10H	NHS CHILTERN CCG	K82012	HIGHFIELD SURGERY	55	31%	16%	15%	47%	22%
10H	NHS CHILTERN CCG	K82017	THE SURGERY	136	38%	18%	20%	35%	28%
10H	NHS CHILTERN CCG	K82020	CHILTERN HOUSE MED CENTRE	82	45%	29%	16%	37%	18%
10H	NHS CHILTERN CCG	K82022	KINGSWOOD SURGERY	164	37%	22%	15%	30%	33%
10H	NHS CHILTERN CCG	K82023	MARLOW MEDICAL GROUP	275	52%	36%	15%	24%	25%
10H	NHS CHILTERN CCG	K82024	NEW SURGERY	91	41%	27%	13%	37%	22%
10H	NHS CHILTERN CCG	K82029	CHERRYMEAD SURGERY	140	35%	21%	14%	34%	31%
10H	NHS CHILTERN CCG	K82030	WYE VALLEY SURGERY	112	34%	21%	13%	33%	33%
10H	NHS CHILTERN CCG	K82031	THREEWAYS	76	28%	24%	*	13%	59%
10H	NHS CHILTERN CCG	K82033	BURNHAM HEALTH CENTRE	205	44%	29%	15%	40%	16%
10H	NHS CHILTERN CCG	K82035	THE JOHN HAMPDEN SURGERY	27	41%	30%	*	30%	30%
10H	NHS CHILTERN CCG	K82036	THE RIVERSIDE SURGERY	150	27%	14%	13%	48%	25%
10H	NHS CHILTERN CCG	K82037	WATER MEADOW SURGERY	110	44%	28%	15%	35%	21%
10H	NHS CHILTERN CCG	K82044	CARRINGTON HOUSE SURGERY	124	38%	17%	21%	40%	23%
10H	NHS CHILTERN CCG	K82045	SOUTHMEAD SURGERY	60	30%	20%	10%	18%	52%
10H	NHS CHILTERN CCG	K82046	THE SIMPSON CENTRE	165	36%	24%	12%	16%	48%
10H	NHS CHILTERN CCG	K82048	STOKENCHURCH MEDICAL CTRE	79	39%	34%	*	39%	22%
10H	NHS CHILTERN CCG	K82049	THE SURGERY	106	51%	41%	10%	30%	19%
10H	NHS CHILTERN CCG	K82051	THE MISBOURNE SURGERY	84	44%	30%	14%	21%	35%
10H	NHS CHILTERN CCG	K82053	PRIORY SURGERY	162	35%	25%	10%	32%	33%
10H	NHS CHILTERN CCG	K82055	DENHAM MEDICAL CENTRE	96	28%	19%	9%	33%	39%
10H	NHS CHILTERN CCG	K82058	GLADSTONE ROAD SURGERY	76	46%	25%	21%	45%	9%
10H	NHS CHILTERN CCG	K82066	POUND HOUSE SURGERY	69	41%	28%	13%	39%	20%
10H	NHS CHILTERN CCG	K82078	CALCOT MEDICAL CENTRE	63	49%	33%	16%	14%	37%
10H	NHS CHILTERN CCG	K82603	CRESSEX HEALTH CENTRE	137	35%	16%	19%	28%	36%
10H	NHS CHILTERN CCG	K82618	THE SURGERY	28	75%	64%	*	*	7%
10H	NHS CHILTERN CCG	K82621	LITTLE CHALFONT SURGERY	66	36%	23%	14%	29%	35%
10H	NHS CHILTERN CCG	Y00061	IVER HEATH HEALTH CENTRE	10	*	*	-	*	60%
10M	NHS NEWBURY AND DISTRICT CCG	J82054	THE SURGERY	74	41%	31%	9%	38%	22%
10M	NHS NEWBURY AND DISTRICT CCG	K81002	EASTFIELD HOUSE	175	52%	38%	14%	31%	17%
10M	NHS NEWBURY AND DISTRICT CCG	K81017	THE FALKLANDS SURGERY	127	52%	39%	13%	40%	8%
10M	NHS NEWBURY AND DISTRICT CCG	K81050	THE DOWNLAND PRACTICE	124	55%	41%	14%	38%	7%
10M	NHS NEWBURY AND DISTRICT CCG	K81052	THE LAMBOURN SURGERY	62	47%	29%	18%	44%	10%
10M	NHS NEWBURY AND DISTRICT CCG	K81057	HUNGERFORD SURGERY	95	66%	47%	19%	24%	9%
10M	NHS NEWBURY AND DISTRICT CCG	K81061	NORTHCROFT SURGERY	105	56%	40%	16%	39%	5%
10M	NHS NEWBURY AND DISTRICT CCG	K81063	THE SURGERY	139	36%	24%	12%	46%	18%
10M	NHS NEWBURY AND DISTRICT CCG	K81073	THATCHAM HEALTH CENTRE	216	30%	23%	7%	33%	37%
10M	NHS NEWBURY AND DISTRICT CCG	K81102	THE BURDWOOD SURGERY	113	44%	35%	9%	49%	7%
10M	NHS NEWBURY AND DISTRICT CCG	K81103	CHAPEL ROW SURGERY	48	56%	38%	19%	29%	15%
10N	NHS NORTH & WEST READING CCG	K81004	TILEHURST SURGERY PARTNERSHIP	135	19%	15%	*	25%	56%

Table 16 : Prevalence of breastfeeding at 6 to 8 weeks , by GP Practice, CCG, Area Team 2013/14 - Annual

Source: NHS England

Crown Copyright © 2014



Code	CCG Name	Code	GP Practice name	Number of Infant due a check	Percentage of infants being breastfed (Total or partial)	Percentage of infants totally Breastfed	Percentage of infants partially breastfed	Percentage infants not at all breastfed	Percentage infants with no known status
10N	NHS NORTH & WEST READING CCG	K81012	THE BOATHOUSE SURGERY	103	66%	52%	14%	30%	4%
10N	NHS NORTH & WEST READING CCG	K81014	BALMORE PARK SURGERY	191	64%	43%	20%	32%	4%
10N	NHS NORTH & WEST READING CCG	K81027	THE MORTIMER SURGERY	109	49%	34%	15%	32%	19%
10N	NHS NORTH & WEST READING CCG	K81041	EMMER GREEN SURGERY	81	63%	41%	22%	31%	6%
10N	NHS NORTH & WEST READING CCG	K81062	WESTERN ELMS SURGERY	301	54%	32%	22%	34%	12%
10N	NHS NORTH & WEST READING CCG	K81067	THE SURGERY	118	47%	31%	16%	47%	5%
10N	NHS NORTH & WEST READING CCG	K81077	THEALE MEDICAL CENTRE	120	40%	26%	14%	50%	10%
10N	NHS NORTH & WEST READING CCG	K81647	PEPPARD ROAD SURGERY	30	60%	40%	20%	*	23%
10N	NHS NORTH & WEST READING CCG	Y04333	PRIORY AVENUE SURGERY	103	58%	42%	17%	32%	10%
10Q	NHS OXFORDSHIRE CCG	K84001	THE HART SURGERY	110	80%	59%	21%	20%	0%
10Q	NHS OXFORDSHIRE CCG	K84002	DIDCOT HEALTH CENTRE	223	50%	34%	16%	50%	0%
10Q	NHS OXFORDSHIRE CCG	K84003	THE SURGERY	56	84%	73%	11%	16%	0%
10Q	NHS OXFORDSHIRE CCG	K84004	DONNINGTON HEALTH CENTRE	186	60%	45%	16%	40%	0%
10Q	NHS OXFORDSHIRE CCG	K84005	KENNINGTON HEALTH CENTRE	45	53%	47%	*	47%	0%
10Q	NHS OXFORDSHIRE CCG	K84006	THE EYNHAM MEDICAL CENTRE	114	73%	59%	14%	27%	0%
10Q	NHS OXFORDSHIRE CCG	K84007	TEMPLE COWLEY HEALTH CTR.	104	66%	47%	19%	34%	0%
10Q	NHS OXFORDSHIRE CCG	K84008	THE CHILTERN SURGERY	68	60%	50%	10%	40%	0%
10Q	NHS OXFORDSHIRE CCG	K84009	BURY KNOWLE HEALTH CENTRE	191	63%	45%	18%	37%	0%
10Q	NHS OXFORDSHIRE CCG	K84010	BAMPTON MEDICAL PRACTICE	71	51%	45%	*	49%	0%
10Q	NHS OXFORDSHIRE CCG	K84011	SUMMERTOWN HEALTH CENTRE	114	85%	72%	13%	15%	0%
10Q	NHS OXFORDSHIRE CCG	K84013	ST.BARTHOLOMEWS MED.CTR.	114	73%	48%	25%	26%	1%
10Q	NHS OXFORDSHIRE CCG	K84014	MORLAND HOUSE SURGERY	112	63%	54%	9%	38%	0%
10Q	NHS OXFORDSHIRE CCG	K84015	THE SURGERY	21	86%	67%	*	*	0%
10Q	NHS OXFORDSHIRE CCG	K84016	19 BEAUMONT STREET	84	88%	70%	18%	12%	0%
10Q	NHS OXFORDSHIRE CCG	K84017	WINDRUSH HEALTH CENTRE	159	52%	43%	9%	48%	0%
10Q	NHS OXFORDSHIRE CCG	K84019	NEWBURY STREET PRACTICE	143	50%	36%	14%	49%	1%
10Q	NHS OXFORDSHIRE CCG	K84020	SONNING COMMON HEALTH CTR	62	69%	47%	23%	31%	0%
10Q	NHS OXFORDSHIRE CCG	K84021	BANBURY ROAD MEDICAL CTR.	37	92%	65%	27%	*	0%
10Q	NHS OXFORDSHIRE CCG	K84022	EXETER SURGERY	49	57%	43%	14%	43%	0%
10Q	NHS OXFORDSHIRE CCG	K84023	BERINSFIELD HEALTH CENTRE	59	44%	39%	*	56%	0%
10Q	NHS OXFORDSHIRE CCG	K84024	WINDRUSH SURGERY	86	40%	27%	13%	59%	1%
10Q	NHS OXFORDSHIRE CCG	K84025	BOTLEY MEDICAL CENTRE	79	68%	57%	11%	32%	0%
10Q	NHS OXFORDSHIRE CCG	K84026	JERICHO HEALTH CENTRE	69	75%	59%	16%	25%	0%
10Q	NHS OXFORDSHIRE CCG	K84027	THE MALTHOUSE SURGERY	211	51%	39%	12%	49%	0%
10Q	NHS OXFORDSHIRE CCG	K84028	WEST BAR SURGERY	212	50%	39%	11%	50%	0%
10Q	NHS OXFORDSHIRE CCG	K84029	*TO BE CONFIRMED DORMANT* THE NORTH OXFC	21	81%	67%	*	*	0%
10Q	NHS OXFORDSHIRE CCG	K84030	WEST STREET SURGERY	70	53%	44%	9%	44%	3%
10Q	NHS OXFORDSHIRE CCG	K84031	BLACKBIRD LEYS HEALTH CTR	182	45%	28%	17%	55%	0%
10Q	NHS OXFORDSHIRE CCG	K84032	EAST OXFORD HEALTH CENTRE	114	68%	49%	19%	32%	0%
10Q	NHS OXFORDSHIRE CCG	K84033	CHURCH STREET PRACTICE	145	54%	41%	13%	46%	0%
10Q	NHS OXFORDSHIRE CCG	K84034	CLIFTON HAMPDEN SURGERY	19	53%	32%	*	47%	0%
10Q	NHS OXFORDSHIRE CCG	K84035	THE BELL SURGERY	71	77%	52%	25%	23%	0%
10Q	NHS OXFORDSHIRE CCG	K84036	MILL STREAM SURGERY	56	63%	52%	11%	38%	0%
10Q	NHS OXFORDSHIRE CCG	K84037	WALLINGFORD MED PRACTICE	213	62%	53%	9%	37%	0%
10Q	NHS OXFORDSHIRE CCG	K84038	MONTGOMERY HOUSE SURGERY	129	42%	28%	14%	58%	0%
10Q	NHS OXFORDSHIRE CCG	K84039	THE WHITE HOUSE SURGERY	52	56%	37%	19%	38%	6%
10Q	NHS OXFORDSHIRE CCG	K84040	HORSEFAIR SURGERY	186	49%	35%	14%	51%	0%
10Q	NHS OXFORDSHIRE CCG	K84041	MARCHAM RD FAMILY HTH CTR	119	58%	50%	8%	42%	0%
10Q	NHS OXFORDSHIRE CCG	K84042	WOODSTOCK SURGERY	81	74%	58%	16%	25%	1%
10Q	NHS OXFORDSHIRE CCG	K84043	WOODLANDS MEDICAL CENTRE	100	54%	43%	11%	46%	0%
10Q	NHS OXFORDSHIRE CCG	K84044	THE MANOR SURGERY	191	72%	57%	15%	27%	1%
10Q	NHS OXFORDSHIRE CCG	K84045	GOSFORD HILL MEDICAL CTR.	76	62%	41%	21%	37%	1%
10Q	NHS OXFORDSHIRE CCG	K84046	THE WYCHWOOD SURGERY	41	63%	37%	27%	37%	0%
10Q	NHS OXFORDSHIRE CCG	K84047	THE SURGERY	69	57%	43%	13%	43%	0%
10Q	NHS OXFORDSHIRE CCG	K84048	HOLLOW WAY MEDICAL CENTRE	117	57%	40%	17%	43%	0%
10Q	NHS OXFORDSHIRE CCG	K84049	27 BEAUMONT STREET	42	90%	76%	14%	*	0%
10Q	NHS OXFORDSHIRE CCG	K84050	THE RYCOTE PRACTICE	86	42%	30%	12%	30%	28%
10Q	NHS OXFORDSHIRE CCG	K84051	WHITE HORSE MEDICAL PRACTICE	124	53%	34%	19%	47%	0%
10Q	NHS OXFORDSHIRE CCG	K84052	THE HEALTH CENTRE	146	53%	45%	9%	47%	0%
10Q	NHS OXFORDSHIRE CCG	K84054	THE ABINGDON SURGERY	162	65%	56%	10%	34%	1%
10Q	NHS OXFORDSHIRE CCG	K84055	THE HEALTH CENTRE	85	64%	52%	12%	36%	0%
10Q	NHS OXFORDSHIRE CCG	K84056	THE CROPREY SURGERY	26	46%	42%	*	38%	15%

Table 16 : Prevalence of breastfeeding at 6 to 8 weeks , by GP Practice, CCG, Area Team 2013/14 - Annual

Source: NHS England

Crown Copyright © 2014



Code	CCG Name	Code	GP Practice name	Number of Infant due a check	Percentage of infants being breastfed (Total or partial)	Percentage of infants totally Breastfed	Percentage of infants partially breastfed	Percentage infants not at all breastfed	Percentage infants with no known status
10Q	NHS OXFORDSHIRE CCG	K84058	THE SURGERY	59	73%	61%	12%	27%	0%
10Q	NHS OXFORDSHIRE CCG	K84059	HIGHTOWN SURGERY	108	48%	32%	16%	52%	0%
10Q	NHS OXFORDSHIRE CCG	K84060	ST.CLEMENTS SURGERY	44	75%	59%	16%	25%	0%
10Q	NHS OXFORDSHIRE CCG	K84062	WOODLANDS SURGERY	112	49%	33%	16%	51%	0%
10Q	NHS OXFORDSHIRE CCG	K84063	EAST OXFORD HEALTH CENTRE	108	61%	41%	20%	37%	2%
10Q	NHS OXFORDSHIRE CCG	K84065	SIBFORD SURGERY	13	69%	*	*	*	0%
10Q	NHS OXFORDSHIRE CCG	K84071	RED CROSS ROAD SURGERY	56	66%	54%	13%	34%	0%
10Q	NHS OXFORDSHIRE CCG	K84072	THE NUFFIELD HEALTH CTR.	147	49%	39%	10%	51%	0%
10Q	NHS OXFORDSHIRE CCG	K84073	VICTORIA HOUSE SURGERY	102	59%	45%	14%	41%	0%
10Q	NHS OXFORDSHIRE CCG	K84074	THE GROVE MEDICAL CENTRE	42	38%	29%	*	62%	0%
10Q	NHS OXFORDSHIRE CCG	K84075	BROADSHIRES HEALTH CENTRE	213	46%	31%	15%	53%	1%
10Q	NHS OXFORDSHIRE CCG	K84076	MARSTON MEDICAL CENTRE	57	74%	51%	23%	26%	0%
10Q	NHS OXFORDSHIRE CCG	K84077	THE FERN HILL PRACTICE	42	57%	43%	14%	43%	0%
10Q	NHS OXFORDSHIRE CCG	K84078	JERICHO HEALTH CENTRE	23	91%	70%	*	*	0%
10Q	NHS OXFORDSHIRE CCG	K84079	LONG FURLONG MEDICAL CTR	100	68%	54%	14%	32%	0%
10Q	NHS OXFORDSHIRE CCG	K84080	28 BEAUMONT STREET	22	82%	55%	27%	*	5%
10Q	NHS OXFORDSHIRE CCG	K84082	KIDLINGTON & YARNTON M/G	91	64%	45%	19%	36%	0%
10Q	NHS OXFORDSHIRE CCG	K84605	9 KING EDWARD STREET	14	86%	79%	*	*	0%
10Q	NHS OXFORDSHIRE CCG	K84608	DONNINGTON HEALTH CENTRE	32	63%	*	47%	38%	0%
10Q	NHS OXFORDSHIRE CCG	K84610	THE CHARLBURY SURGERY	47	70%	60%	*	30%	0%
10Q	NHS OXFORDSHIRE CCG	K84613	LANGFORD MEDICAL PRACTICE	146	49%	35%	14%	51%	0%
10Q	NHS OXFORDSHIRE CCG	K84615	JERICHO HEALTH CENTRE	25	76%	64%	*	*	4%
10Q	NHS OXFORDSHIRE CCG	K84617	SOUTH OXFORD HEALTH CTR.	42	79%	60%	19%	21%	0%
10Q	NHS OXFORDSHIRE CCG	K84618	COGGES SURGERY	90	64%	50%	14%	36%	0%
10Q	NHS OXFORDSHIRE CCG	K84620	WOOD FARM HEALTH CENTRE	13	54%	*	*	46%	0%
10Q	NHS OXFORDSHIRE CCG	K84621	NORTH BICESTER SURGERY	39	72%	56%	15%	28%	0%
10Q	NHS OXFORDSHIRE CCG	K84622	DEER PARK MEDICAL CENTRE	48	58%	52%	*	42%	0%
10Q	NHS OXFORDSHIRE CCG	K84624	OAK TREE HEALTH CENTRE	154	55%	42%	14%	45%	0%
10Q	NHS OXFORDSHIRE CCG	Y02754	BANBURY HEALTH CENTRE	90	48%	41%	7%	52%	0%
10T	NHS SLOUGH CCG	K81005	WEXHAM ROAD SURGERY	56	68%	34%	34%	29%	4%
10T	NHS SLOUGH CCG	K81024	LANGLEY HEALTH CENTRE	255	58%	35%	22%	36%	7%
10T	NHS SLOUGH CCG	K81034	CROSBY HOUSE SURGERY	172	55%	25%	30%	37%	8%
10T	NHS SLOUGH CCG	K81039	THE AVENUE MEDICAL CENTRE	95	33%	23%	9%	58%	9%
10T	NHS SLOUGH CCG	K81043	THE HERSCHEL MEDICAL CTR	208	56%	28%	28%	39%	5%
10T	NHS SLOUGH CCG	K81075	FARNHAM ROAD SURGERY	333	56%	32%	24%	35%	9%
10T	NHS SLOUGH CCG	K81082	UPTON MEDICAL PARTNERSHIP	241	55%	29%	25%	39%	6%
10T	NHS SLOUGH CCG	K81083	BHARANI MEDICAL CENTRE	246	59%	22%	38%	38%	2%
10T	NHS SLOUGH CCG	K81085	SHREEJI MEDICAL CENTRE	84	55%	30%	25%	40%	5%
10T	NHS SLOUGH CCG	K81086	MANOR PARK MEDICAL CENTRE	183	61%	20%	41%	33%	6%
10T	NHS SLOUGH CCG	K81089	DR BURDEN & PARTNERS	29	62%	28%	34%	38%	0%
10T	NHS SLOUGH CCG	K81608	261 BATH ROAD	100	58%	33%	25%	27%	15%
10T	NHS SLOUGH CCG	K81616	KUMAR MEDICAL CENTRE	69	57%	25%	32%	43%	0%
10T	NHS SLOUGH CCG	K81645	240/2 WEXHAM ROAD	75	53%	23%	31%	45%	1%
10T	NHS SLOUGH CCG	Y00265	CHAPEL MEDICAL PRACTICE	151	64%	38%	26%	30%	7%
10T	NHS SLOUGH CCG	Y00437	THE ORCHARD SURGERY	117	50%	32%	18%	38%	12%
10W	NHS SOUTH READING CCG	K81007	THE SURGERY	52	54%	31%	23%	33%	13%
10W	NHS SOUTH READING CCG	K81026	THE SURGERY	118	51%	26%	25%	35%	14%
10W	NHS SOUTH READING CCG	K81040	MILMAN ROAD HEALTH CENTRE	164	47%	25%	22%	51%	2%
10W	NHS SOUTH READING CCG	K81044	MELROSE HOUSE	25	60%	56%	*	*	28%
10W	NHS SOUTH READING CCG	K81048	22 LONG BARN LANE	88	35%	19%	16%	38%	27%
10W	NHS SOUTH READING CCG	K81056	WESTWOOD ROAD HEALTH CTR.	56	16%	13%	*	48%	36%
10W	NHS SOUTH READING CCG	K81065	THE WHITLEY VILLA PRACT	86	63%	40%	23%	26%	12%
10W	NHS SOUTH READING CCG	K81072	THE SURGERY	25	52%	24%	28%	36%	12%
10W	NHS SOUTH READING CCG	K81078	GROVELANDS MEDICAL CENTRE	188	49%	30%	20%	38%	13%
10W	NHS SOUTH READING CCG	K81081	41 RUSSELL STREET	33	61%	33%	27%	21%	18%
10W	NHS SOUTH READING CCG	K81100	PEMBROKE SURGERY	79	65%	43%	22%	24%	11%
10W	NHS SOUTH READING CCG	K81101	MILMAN ROAD HEALTH CENTRE	69	51%	33%	17%	38%	12%
10W	NHS SOUTH READING CCG	K81605	UNIVERSITY HEALTH CENTRE	122	74%	49%	25%	11%	16%
10W	NHS SOUTH READING CCG	K81613	81 CHRISTCHURCH ROAD	60	57%	32%	25%	32%	12%
10W	NHS SOUTH READING CCG	K81633	SOUTH READING SURGERY	135	42%	22%	20%	41%	16%
10W	NHS SOUTH READING CCG	K81636	RUSSELL STREET SURGERY	97	45%	26%	20%	40%	14%
10W	NHS SOUTH READING CCG	K81640	ELDON ROAD SURGERY	30	50%	23%	27%	20%	30%

Table 16 : Prevalence of breastfeeding at 6 to 8 weeks , by GP Practice, CCG, Area Team 2013/14 - Annual

Source: NHS England

Crown Copyright © 2014



Code	CCG Name	Code	GP Practice name	Number of Infant due a check	Percentage of infants being breastfed (Total or partial)	Percentage of infants totally Breastfed	Percentage of infants partially breastfed	Percentage infants not at all breastfed	Percentage infants with no known status
10W	NHS SOUTH READING CCG	K81644	CHANCELLOR HOUSE SURGERY	148	51%	32%	20%	39%	10%
10W	NHS SOUTH READING CCG	K81651	MELROSE HOUSE	94	57%	35%	22%	28%	15%
10W	NHS SOUTH READING CCG	Y02476	READING WALK-IN HEALTH CENTRE	147	40%	24%	16%	16%	44%
10Y	NHS AYLESBURY VALE CCG	K82007	THE SURGERY	92	37%	24%	13%	38%	25%
10Y	NHS AYLESBURY VALE CCG	K82014	OAKFIELD SURGERY	52	*	*	-	-	96%
10Y	NHS AYLESBURY VALE CCG	K82018	MEADOWCROFT SURGERY	253	8%	4%	4%	12%	81%
10Y	NHS AYLESBURY VALE CCG	K82019	MANDEVILLE SURGERY	260	7%	5%	*	8%	85%
10Y	NHS AYLESBURY VALE CCG	K82021	THE OLD CROSS KEYS	129	57%	38%	19%	28%	16%
10Y	NHS AYLESBURY VALE CCG	K82028	HADDENHAM MEDICAL CENTRE STANB	65	25%	18%	*	12%	63%
10Y	NHS AYLESBURY VALE CCG	K82034	WELLINGTON HOUSE PRACTICE	99	48%	32%	16%	30%	21%
10Y	NHS AYLESBURY VALE CCG	K82038	POPLAR GROVE PRACTICE	180	16%	9%	6%	11%	73%
10Y	NHS AYLESBURY VALE CCG	K82040	WHITEHILL SURGERY	211	8%	5%	3%	9%	83%
10Y	NHS AYLESBURY VALE CCG	K82042	WHITCHURCH SURGERY	19	74%	58%	*	*	11%
10Y	NHS AYLESBURY VALE CCG	K82043	NORDEN HOUSE SURGERY	72	40%	32%	8%	39%	21%
10Y	NHS AYLESBURY VALE CCG	K82047	NEW CHAPEL SURGERY	123	49%	30%	19%	32%	20%
10Y	NHS AYLESBURY VALE CCG	K82061	ASHCROFT SURGERY	40	20%	18%	*	28%	53%
10Y	NHS AYLESBURY VALE CCG	K82068	WADDESON SURGERY	35	60%	46%	*	23%	17%
10Y	NHS AYLESBURY VALE CCG	K82069	VERNEY CLOSE FAMILY PRACT	84	46%	30%	17%	30%	24%
10Y	NHS AYLESBURY VALE CCG	K82070	THE SURGERY	39	36%	33%	*	23%	41%
10Y	NHS AYLESBURY VALE CCG	K82071	MASONIC HOUSE SURGERY	67	34%	27%	*	40%	25%
10Y	NHS AYLESBURY VALE CCG	K82073	ASTON CLINTON SURGERY	284	35%	25%	10%	20%	46%
10Y	NHS AYLESBURY VALE CCG	K82079	EDLESBOROUGH SURGERY	71	28%	21%	*	24%	48%
10Y	NHS AYLESBURY VALE CCG	K82608	BROUGHTON HOUSE SURGERY	41	34%	15%	20%	34%	32%
10Y	NHS AYLESBURY VALE CCG	Y01964	BERRYFIELDS HEALTH CTR	109	11%	7%	*	9%	80%
11C	NHS WINDSOR, ASCOT AND MAIDENHE	H81047	THE HEALTH CENTRE	72	38%	29%	8%	14%	49%
11C	NHS WINDSOR, ASCOT AND MAIDENHE	K81015	THE SURGERY	47	43%	30%	13%	47%	11%
11C	NHS WINDSOR, ASCOT AND MAIDENHE	K81018	THE LINDEN MEDICAL CENTRE	105	54%	39%	15%	37%	9%
11C	NHS WINDSOR, ASCOT AND MAIDENHE	K81019	FIRST CARE PRACTICE	40	43%	35%	*	48%	10%
11C	NHS WINDSOR, ASCOT AND MAIDENHE	K81020	CLAREMONT SURGERY	171	67%	43%	23%	26%	7%
11C	NHS WINDSOR, ASCOT AND MAIDENHE	K81021	DATCHET HEALTH CENTRE	124	54%	35%	19%	40%	6%
11C	NHS WINDSOR, ASCOT AND MAIDENHE	K81036	THE CEDARS SURGERY	124	66%	35%	31%	24%	10%
11C	NHS WINDSOR, ASCOT AND MAIDENHE	K81042	THE COOKHAM MEDICAL CTR	82	73%	51%	22%	22%	5%
11C	NHS WINDSOR, ASCOT AND MAIDENHE	K81046	LEE HOUSE SURGERY	89	54%	35%	19%	33%	13%
11C	NHS WINDSOR, ASCOT AND MAIDENHE	K81066	THE SYMONS MEDICAL CENTRE	128	57%	39%	18%	34%	9%
11C	NHS WINDSOR, ASCOT AND MAIDENHE	K81068	THE SURGERY	107	60%	39%	21%	29%	11%
11C	NHS WINDSOR, ASCOT AND MAIDENHE	K81074	THE CLARENCE MEDICAL CTR.	123	55%	37%	18%	24%	20%
11C	NHS WINDSOR, ASCOT AND MAIDENHE	K81084	ROSEMEAD SURGERY	61	57%	39%	18%	26%	16%
11C	NHS WINDSOR, ASCOT AND MAIDENHE	K81097	REDWOOD HOUSE SURGERY	73	48%	32%	16%	45%	7%
11C	NHS WINDSOR, ASCOT AND MAIDENHE	K81607	BHARANI MEDICAL CENTRE	65	52%	26%	26%	40%	8%
11C	NHS WINDSOR, ASCOT AND MAIDENHE	K81630	SOUTH MEADOW & DEDWORTH SURGERIES	170	58%	35%	23%	33%	9%
11C	NHS WINDSOR, ASCOT AND MAIDENHE	K81655	RADNOR HOUSE SURGERY	13	54%	*	*	46%	0%
11C	NHS WINDSOR, ASCOT AND MAIDENHE	K81667	TAPLOW HEALTH CENTRE	49	53%	31%	22%	29%	18%
11C	NHS WINDSOR, ASCOT AND MAIDENHE	Y00436	ASCOT MEDICAL CENTRE	39	67%	38%	28%	31%	3%
11D	NHS WOKINGHAM CCG	K81003	SWALLOWFIELD MED PRACTICE	160	48%	34%	13%	37%	16%
11D	NHS WOKINGHAM CCG	K81022	TUDOR HOUSE SURGERY	259	56%	41%	15%	33%	11%
11D	NHS WOKINGHAM CCG	K81025	FINCHAMPSTEAD SURGERY	116	50%	36%	14%	39%	11%
11D	NHS WOKINGHAM CCG	K81045	PARKSIDE FAMILY PRACTICE	203	60%	39%	20%	31%	9%
11D	NHS WOKINGHAM CCG	K81047	CHALFONT SURGERY	234	53%	36%	17%	35%	12%
11D	NHS WOKINGHAM CCG	K81051	THE SURGERY	136	57%	40%	17%	32%	11%
11D	NHS WOKINGHAM CCG	K81055	THE SURGERY	44	30%	23%	*	*	59%
11D	NHS WOKINGHAM CCG	K81069	THE LODDON VALE PRACTICE	160	41%	32%	9%	28%	31%
11D	NHS WOKINGHAM CCG	K81070	THE TWYFORD SURGERY	155	68%	45%	23%	25%	6%
11D	NHS WOKINGHAM CCG	K81080	THE SURGERY	57	46%	37%	*	33%	21%
11D	NHS WOKINGHAM CCG	K81092	THE SURGERY	128	54%	42%	12%	38%	9%
11D	NHS WOKINGHAM CCG	K81622	WILDERNESS ROAD SURGERY	12	*	*	-	-	75%
11D	NHS WOKINGHAM CCG	K81638	BURMA HILLS SURGERY	19	37%	*	*	47%	16%

Table 16 : Prevalence of breastfeeding at 6 to 8 weeks , by GP Practice, CCG, Area Team 2013/14 - Annual

Source: NHS England

Crown Copyright © 2014



Code	CCG Name	Code	GP Practice name	Number of Infant due a check	Percentage of infants being breastfed (Total or partial)	Percentage of infants totally Breastfed	Percentage of infants partially breastfed	Percentage infants not at all breastfed	Percentage infants with no known status
10J	NHS NORTH HAMPSHIRE CCG	J82046	THE SURGERY	114	62%	52%	11%	37%	1%
10J	NHS NORTH HAMPSHIRE CCG	J82058	THE SURGERY	181	52%	43%	9%	48%	1%
10J	NHS NORTH HAMPSHIRE CCG	J82061	ODIHAM HEALTH CENTRE	180	63%	46%	17%	37%	0%
10J	NHS NORTH HAMPSHIRE CCG	J82065	CAMROSE MEDICAL PARTNERSHIP	174	49%	30%	19%	48%	2%
10J	NHS NORTH HAMPSHIRE CCG	J82069	GILLIES HEALTH CENTRE	258	48%	34%	14%	48%	3%
10J	NHS NORTH HAMPSHIRE CCG	J82077	BERMUDA PRACTICE	179	44%	31%	13%	51%	4%
10J	NHS NORTH HAMPSHIRE CCG	J82079	CLIFT SURGERY	82	54%	38%	16%	46%	0%
10J	NHS NORTH HAMPSHIRE CCG	J82094	THE TADLEY MEDICAL P'SHIP	177	49%	37%	12%	50%	1%
10J	NHS NORTH HAMPSHIRE CCG	J82096	MARLOWE PARTNERSHIP	24	50%	33%	*	50%	0%
10J	NHS NORTH HAMPSHIRE CCG	J82123	THE HACKWOOD PARTNERSHIP	195	41%	30%	10%	57%	2%
10J	NHS NORTH HAMPSHIRE CCG	J82136	CHAWTON PARK SURGERY	97	62%	42%	20%	38%	0%
10J	NHS NORTH HAMPSHIRE CCG	J82138	HOOK & HARTLEY WINTNEY MEDICAL PTNERSHIP	161	53%	44%	9%	45%	2%
10J	NHS NORTH HAMPSHIRE CCG	J82144	CROWN HEIGHTS MEDICAL CENTRE	356	53%	35%	18%	46%	1%
10J	NHS NORTH HAMPSHIRE CCG	J82157	THE WILSON PRACTICE	180	56%	46%	11%	43%	1%
10J	NHS NORTH HAMPSHIRE CCG	J82197	BENTLEY VILLAGE SURGERY	26	77%	54%	23%	23%	0%
10J	NHS NORTH HAMPSHIRE CCG	J82218	CHINEHAM MEDICAL PRACTICE	223	57%	42%	16%	42%	0%
10J	NHS NORTH HAMPSHIRE CCG	J82220	THE ROOKSDOWN PRACTICE	153	53%	36%	17%	45%	2%
10J	NHS NORTH HAMPSHIRE CCG	J82625	BOUNDARIES SURGERY	36	53%	33%	19%	44%	3%
10J	NHS NORTH HAMPSHIRE CCG	J82639	KINGSCLERE HEALTH CENTRE	52	50%	23%	27%	50%	0%
10J	NHS NORTH HAMPSHIRE CCG	J82688	THE BEGGARWOOD SURGERY	128	60%	46%	14%	40%	0%
10K	NHS FAREHAM AND GOSPORT CCG	J82006	GOSPORT MEDICAL CENTRE	107	31%	24%	7%	67%	2%
10K	NHS FAREHAM AND GOSPORT CCG	J82012	THE PORTCHESTER PRACTICE	99	48%	30%	18%	51%	1%
10K	NHS FAREHAM AND GOSPORT CCG	J82023	THE WHITELEY SURGERY	236	53%	39%	14%	47%	0%
10K	NHS FAREHAM AND GOSPORT CCG	J82026	CENTRE PRACTICE	129	40%	26%	13%	60%	1%
10K	NHS FAREHAM AND GOSPORT CCG	J82033	THE SURGERY	111	50%	40%	10%	50%	0%
10K	NHS FAREHAM AND GOSPORT CCG	J82044	JUBILEE SURGERY	121	51%	39%	12%	49%	0%
10K	NHS FAREHAM AND GOSPORT CCG	J82083	THE MEDICAL CENTRE	99	37%	26%	11%	63%	0%
10K	NHS FAREHAM AND GOSPORT CCG	J82084	BURY ROAD SURGERY	40	25%	23%	*	75%	0%
10K	NHS FAREHAM AND GOSPORT CCG	J82100	FORTON MEDICAL CENTRE	138	36%	25%	11%	64%	0%
10K	NHS FAREHAM AND GOSPORT CCG	J82104	STUBBINGTON SURGERY	87	40%	33%	7%	57%	2%
10K	NHS FAREHAM AND GOSPORT CCG	J82113	WATERSIDE MEDICAL CENTRE	164	32%	24%	8%	68%	0%
10K	NHS FAREHAM AND GOSPORT CCG	J82127	BRUNE MEDICAL CENTRE	137	23%	17%	6%	72%	5%
10K	NHS FAREHAM AND GOSPORT CCG	J82133	THE SURGERY	49	39%	33%	*	61%	0%
10K	NHS FAREHAM AND GOSPORT CCG	J82152	THE BRIDGEMARY MED. CTR.	77	18%	13%	*	82%	0%
10K	NHS FAREHAM AND GOSPORT CCG	J82154	THE HIGHLANDS PRACTICE	183	46%	34%	12%	53%	1%
10K	NHS FAREHAM AND GOSPORT CCG	J82161	WESTLANDS MEDICAL CENTRE	85	48%	35%	13%	52%	0%
10K	NHS FAREHAM AND GOSPORT CCG	J82174	LOCKSWOOD SURGERY	125	50%	39%	11%	49%	1%
10K	NHS FAREHAM AND GOSPORT CCG	J82215	LEE-ON-SOILENT HEALTH CTR.	65	32%	28%	*	65%	3%
10K	NHS FAREHAM AND GOSPORT CCG	J82216	BROOK LANE SURGERY	111	41%	30%	11%	55%	5%
10K	NHS FAREHAM AND GOSPORT CCG	J82648	LEE-ON-SOILENT HEALTH CTR.	51	41%	29%	12%	59%	0%
10K	NHS FAREHAM AND GOSPORT CCG	J82669	ROWNER HEALTH CENTRE	132	35%	27%	8%	64%	1%
10L	NHS ISLE OF WIGHT CCG	J84003	VENTNOR MEDICAL CENTRE	71	56%	51%	*	44%	0%
10L	NHS ISLE OF WIGHT CCG	J84004	EAST COWES MEDICAL CENTRE	86	43%	27%	16%	57%	0%
10L	NHS ISLE OF WIGHT CCG	J84008	ARGVLL HOUSE	308	45%	33%	12%	55%	0%
10L	NHS ISLE OF WIGHT CCG	J84010	SHANKLIN MEDICAL CENTRE	102	45%	26%	19%	55%	0%
10L	NHS ISLE OF WIGHT CCG	J84011	CARISBROOKE HEALTH CENTRE	127	39%	31%	8%	61%	0%
10L	NHS ISLE OF WIGHT CCG	J84013	SANDOWN HEALTH CENTRE	104	34%	24%	10%	66%	0%
10L	NHS ISLE OF WIGHT CCG	J84014	THE DOWER HOUSE	142	31%	22%	9%	69%	0%
10L	NHS ISLE OF WIGHT CCG	J84015	COWES MEDICAL CENTRE	154	61%	44%	18%	39%	0%
10L	NHS ISLE OF WIGHT CCG	J84017	MEDINA HEALTHCARE	70	49%	30%	19%	51%	0%
10L	NHS ISLE OF WIGHT CCG	J84019	BROOKSIDE HEALTH CENTRE	60	50%	35%	15%	50%	0%
10L	NHS ISLE OF WIGHT CCG	J84020	BEECH GROVE SURGERY	33	33%	27%	*	67%	0%
10R	NHS PORTSMOUTH CCG	J82004	QUEENS ROAD SURGERY	73	49%	30%	19%	44%	7%
10R	NHS PORTSMOUTH CCG	J82028	THE SURGERY	126	56%	39%	17%	37%	7%
10R	NHS PORTSMOUTH CCG	J82031	SOMERS TOWN HEALTH CENTRE	39	54%	15%	38%	31%	15%
10R	NHS PORTSMOUTH CCG	J82038	THE HEALTH HOUSE	64	28%	17%	11%	70%	2%
10R	NHS PORTSMOUTH CCG	J82055	THE SURGERY	44	57%	36%	20%	32%	11%
10R	NHS PORTSMOUTH CCG	J82060	SOUTHSEA MEDICAL CENTRE.	123	27%	16%	11%	67%	6%
10R	NHS PORTSMOUTH CCG	J82073	KIRKLANDS	95	38%	28%	9%	55%	7%
10R	NHS PORTSMOUTH CCG	J82085	LAKE ROAD HEALTH CENTRE	210	27%	20%	6%	62%	11%
10R	NHS PORTSMOUTH CCG	J82086	THE SURGERY	50	20%	12%	*	76%	4%
10R	NHS PORTSMOUTH CCG	J82090	SUNNYSIDE MEDICAL CENTRE	200	42%	33%	9%	56%	3%
10R	NHS PORTSMOUTH CCG	J82091	THE BAFFINS SURGERY	106	40%	27%	12%	58%	3%
10R	NHS PORTSMOUTH CCG	J82102	DRAYTON SURGERY	128	54%	45%	9%	45%	2%
10R	NHS PORTSMOUTH CCG	J82114	NORTH HARBOUR MEDICAL GROUP	100	30%	13%	17%	62%	8%
10R	NHS PORTSMOUTH CCG	J82117	DR HUGHES AND PARTNERS	142	27%	18%	8%	70%	4%
10R	NHS PORTSMOUTH CCG	J82149	THE SURGERY	152	36%	21%	14%	61%	3%
10R	NHS PORTSMOUTH CCG	J82155	PORTSDOWN GROUP PRACTICE	341	32%	24%	8%	64%	4%
10R	NHS PORTSMOUTH CCG	J82159	THE SURGERY	23	48%	48%	-	48%	4%
10R	NHS PORTSMOUTH CCG	J82165	THE SURGERY	52	44%	33%	12%	46%	10%
10R	NHS PORTSMOUTH CCG	J82168	RAMILLIES	63	56%	43%	13%	43%	2%
10R	NHS PORTSMOUTH CCG	J82175	THE SURGERY	53	57%	47%	*	38%	6%
10R	NHS PORTSMOUTH CCG	J82177	JOHN POUNDS MEDICAL CENTRE	46	37%	26%	*	52%	11%
10R	NHS PORTSMOUTH CCG	J82191	THE SURGERY	37	57%	35%	22%	38%	5%
10R	NHS PORTSMOUTH CCG	J82194	THE SURGERY	59	51%	34%	17%	44%	5%
10R	NHS PORTSMOUTH CCG	J82199	UNIVERSITY SURGERY	23	70%	57%	*	*	17%
10R	NHS PORTSMOUTH CCG	J82212	EASTNEY HEALTH CENTRE	49	33%	20%	12%	61%	6%

Table 16 : Prevalence of breastfeeding at 6 to 8 weeks , by GP Practice, CCG, Area Team 2013/14 - Annual

Source: NHS England

Crown Copyright © 2014



Code	CCG Name	Code	GP Practice name	Number of Infant due a check	Percentage of infants being breastfed (Total or partial)	Percentage of infants totally Breastfed	Percentage of infants partially breastfed	Percentage of infants not at all breastfed	Percentage of infants with no known status
10R	NHS PORTSMOUTH CCG	Y02526	GUILDHALL WALK HEALTHCARE CTR	76	39%	26%	13%	25%	36%
10V	NHS SOUTH EASTERN HAMPSHIRE CCG	J82005	ROWLANDS CASTLE SURGERY	40	53%	40%	*	48%	0%
10V	NHS SOUTH EASTERN HAMPSHIRE CCG	J82009	EMSWORTH SURGERY	127	61%	42%	20%	37%	2%
10V	NHS SOUTH EASTERN HAMPSHIRE CCG	J82010	SUITE A HAVANT HEALTH CTR	222	39%	27%	13%	60%	0%
10V	NHS SOUTH EASTERN HAMPSHIRE CCG	J82021	HAYLING ISLAND HEALTH CTR	48	63%	35%	27%	38%	0%
10V	NHS SOUTH EASTERN HAMPSHIRE CCG	J82027	LIPHOOK VILLAGE SURGERY	56	64%	36%	29%	36%	0%
10V	NHS SOUTH EASTERN HAMPSHIRE CCG	J82032	THE CURLEW PRACTICE	72	14%	10%	*	86%	0%
10V	NHS SOUTH EASTERN HAMPSHIRE CCG	J82041	STAUNTON SURGERY	117	23%	20%	*	76%	1%
10V	NHS SOUTH EASTERN HAMPSHIRE CCG	J82042	BADGERSWOOD SURGERY	175	33%	17%	16%	66%	1%
10V	NHS SOUTH EASTERN HAMPSHIRE CCG	J82093	STAKES LODGE SURGERY	56	36%	27%	*	64%	0%
10V	NHS SOUTH EASTERN HAMPSHIRE CCG	J82098	SWAN SURGERY	120	58%	43%	15%	43%	0%
10V	NHS SOUTH EASTERN HAMPSHIRE CCG	J82119	THE HEALTH CENTRE	102	41%	34%	7%	59%	0%
10V	NHS SOUTH EASTERN HAMPSHIRE CCG	J82134	THE SURGERY	272	33%	22%	11%	67%	0%
10V	NHS SOUTH EASTERN HAMPSHIRE CCG	J82147	CLANFIELD SURGERY	81	49%	40%	10%	47%	4%
10V	NHS SOUTH EASTERN HAMPSHIRE CCG	J82163	THE SURGERY	100	41%	27%	14%	59%	0%
10V	NHS SOUTH EASTERN HAMPSHIRE CCG	J82164	HILLBROW SURGERY	92	55%	42%	13%	43%	1%
10V	NHS SOUTH EASTERN HAMPSHIRE CCG	J82167	RIVERSIDE SURGERY	50	36%	24%	12%	64%	0%
10V	NHS SOUTH EASTERN HAMPSHIRE CCG	J82184	PINEHILL SURGERY	51	47%	31%	16%	45%	8%
10V	NHS SOUTH EASTERN HAMPSHIRE CCG	J82196	SUITE B	157	27%	21%	6%	73%	0%
10V	NHS SOUTH EASTERN HAMPSHIRE CCG	J82201	THE GRANGE SURGERY	86	55%	47%	8%	45%	0%
10V	NHS SOUTH EASTERN HAMPSHIRE CCG	J82210	THE ELMS PRACTICE	68	57%	49%	9%	40%	3%
10V	NHS SOUTH EASTERN HAMPSHIRE CCG	J82609	QUEENSWOOD SURGERY	42	31%	21%	*	69%	0%
10V	NHS SOUTH EASTERN HAMPSHIRE CCG	J82633	KELSEY'S SURGERY	10	80%	80%	-	*	0%
10V	NHS SOUTH EASTERN HAMPSHIRE CCG	J82640	HORNDEN SURGERY	39	56%	44%	*	44%	0%
10V	NHS SOUTH EASTERN HAMPSHIRE CCG	J82646	PARK LANE MEDICAL CENTRE	93	25%	25%	-	74%	1%
10V	NHS SOUTH EASTERN HAMPSHIRE CCG	J82650	MIDDLE PARK MEDICAL CTR.	36	22%	19%	*	78%	0%
10V	NHS SOUTH EASTERN HAMPSHIRE CCG	Y01281	THE VILLAGE PRACTICE	29	52%	24%	28%	48%	0%
10X	NHS SOUTHAMPTON CCG	J82001	BURGESS ROAD SURGERY	105	38%	27%	11%	40%	22%
10X	NHS SOUTHAMPTON CCG	J82002	LORDSHILL HEALTH CENTRE	142	35%	24%	11%	61%	4%
10X	NHS SOUTHAMPTON CCG	J82022	VICTOR STREET SURGERY	98	47%	34%	13%	34%	19%
10X	NHS SOUTHAMPTON CCG	J82024	CAR PARK AT REAR OF	80	44%	26%	18%	38%	19%
10X	NHS SOUTHAMPTON CCG	J82040	BITTERNE SURGERY	177	28%	18%	11%	62%	10%
10X	NHS SOUTHAMPTON CCG	J82062	THE SURGERY	190	35%	26%	9%	53%	13%
10X	NHS SOUTHAMPTON CCG	J82076	WOOLSTON LODGE SURGERY	86	36%	24%	12%	58%	6%
10X	NHS SOUTHAMPTON CCG	J82080	UNIVERSITY HEALTH SERVICE	44	86%	68%	18%	*	7%
10X	NHS SOUTHAMPTON CCG	J82081	ST.MARY'S SURGERY	219	63%	34%	29%	27%	10%
10X	NHS SOUTHAMPTON CCG	J82087	STONEHAM LANE SURGERY	54	39%	30%	*	48%	13%
10X	NHS SOUTHAMPTON CCG	J82088	GROVE MEDICAL PRACTICE	138	42%	30%	12%	34%	24%
10X	NHS SOUTHAMPTON CCG	J82092	THE ALDERMOOR SURGERY	123	43%	33%	11%	54%	3%
10X	NHS SOUTHAMPTON CCG	J82101	CHESEL SURGERY	144	34%	27%	7%	60%	6%
10X	NHS SOUTHAMPTON CCG	J82115	ATHERLEY HOUSE SURGERY	93	59%	39%	20%	33%	8%
10X	NHS SOUTHAMPTON CCG	J82122	ALMA ROAD SURGERY	123	54%	34%	20%	28%	18%
10X	NHS SOUTHAMPTON CCG	J82126	THE SURGERY	49	61%	55%	*	35%	4%
10X	NHS SOUTHAMPTON CCG	J82128	OLD FIRE STATION SURGERY	130	22%	18%	*	70%	8%
10X	NHS SOUTHAMPTON CCG	J82141	BATH LODGE PRACTICE	131	40%	29%	11%	52%	8%
10X	NHS SOUTHAMPTON CCG	J82171	BITTERNE PARK SURGERY	130	53%	43%	10%	33%	14%
10X	NHS SOUTHAMPTON CCG	J82180	TOWNHILL SURGERY	69	43%	29%	14%	46%	10%
10X	NHS SOUTHAMPTON CCG	J82182	CANUTE SURGERY	62	32%	21%	11%	58%	10%
10X	NHS SOUTHAMPTON CCG	J82183	THE SURGERY	35	63%	57%	*	34%	3%
10X	NHS SOUTHAMPTON CCG	J82187	HAREFIELD SURGERY	146	32%	29%	*	49%	18%
10X	NHS SOUTHAMPTON CCG	J82203	REGENTS PARK SURGERY	74	54%	50%	*	34%	12%
10X	NHS SOUTHAMPTON CCG	J82207	HILL LANE SURGERY	98	64%	45%	19%	29%	7%
10X	NHS SOUTHAMPTON CCG	J82208	ST.PETERS SURGERY	71	56%	38%	18%	42%	1%
10X	NHS SOUTHAMPTON CCG	J82213	BROOK HOUSE SURGERY	49	27%	20%	*	57%	16%
10X	NHS SOUTHAMPTON CCG	J82605	WALNUT HOUSE SURGERY	28	61%	25%	36%	25%	14%
10X	NHS SOUTHAMPTON CCG	J82607	*TO BE CONFIRMED DORMANT* PORTSWOOD ROAD	6	*	*	*	*	17%
10X	NHS SOUTHAMPTON CCG	J82612	ST.DENY'S SURGERY	39	41%	31%	*	59%	0%
10X	NHS SOUTHAMPTON CCG	J82619	PORTSWOOD SOLENT SURGERY	49	51%	49%	*	39%	10%
10X	NHS SOUTHAMPTON CCG	J82622	THORNHILL PARK SURGERY	89	44%	33%	11%	47%	9%
10X	NHS SOUTHAMPTON CCG	J82631	BARGATE MEDICAL CENTRE	46	54%	33%	22%	41%	4%
10X	NHS SOUTHAMPTON CCG	J82663	HIGHFIELD HEALTH	32	75%	63%	*	19%	6%
10X	NHS SOUTHAMPTON CCG	Y02838	ADELAIDE GP SURGERY	87	37%	24%	13%	59%	5%
11A	NHS WEST HAMPSHIRE CCG	J82007	THE ARNEWOOD PRACTICE	123	49%	40%	9%	50%	1%
11A	NHS WEST HAMPSHIRE CCG	J82008	WEST END SURGERY	94	49%	34%	15%	51%	0%
11A	NHS WEST HAMPSHIRE CCG	J82016	THE SURGERY	87	66%	54%	11%	31%	3%
11A	NHS WEST HAMPSHIRE CCG	J82017	ANDOVER HEALTH CENTRE MEDICAL PRACTICE	172	46%	33%	13%	52%	2%
11A	NHS WEST HAMPSHIRE CCG	J82018	STOKEWOOD SURGERY	176	45%	35%	11%	53%	1%
11A	NHS WEST HAMPSHIRE CCG	J82019	THE FRYERN SURGERY	108	66%	50%	16%	33%	1%
11A	NHS WEST HAMPSHIRE CCG	J82020	EASTLEIGH HEALTH CENTRE	74	51%	38%	14%	49%	0%
11A	NHS WEST HAMPSHIRE CCG	J82025	CHARLTON HILL SURGERY	117	55%	39%	15%	45%	0%
11A	NHS WEST HAMPSHIRE CCG	J82029	NEW MILTON HEALTH CENTRE	76	59%	47%	12%	41%	0%
11A	NHS WEST HAMPSHIRE CCG	J82034	WICKHAM SURGERY	148	66%	47%	20%	32%	1%
11A	NHS WEST HAMPSHIRE CCG	J82035	ST.CLEMENTS SURGERY	163	60%	42%	18%	40%	0%
11A	NHS WEST HAMPSHIRE CCG	J82036	WEST MEON SURGERY	15	*	*	*	73%	0%
11A	NHS WEST HAMPSHIRE CCG	J82039	RINGWOOD MEDICAL CENTRE	87	60%	43%	17%	40%	0%
11A	NHS WEST HAMPSHIRE CCG	J82050	ST.PAUL'S SURGERY	255	73%	55%	18%	27%	0%
11A	NHS WEST HAMPSHIRE CCG	J82051	BLACKTHORN HEALTH CTR	198	48%	37%	12%	50%	2%

Table 16 : Prevalence of breastfeeding at 6 to 8 weeks , by GP Practice, CCG, Area Team 2013/14 - Annual

Source: NHS England

Crown Copyright © 2014



Code	CCG Name	Code	GP Practice name	Number of Infant due a check	Percentage of infants being breastfed (Total or partial)	Percentage of infants totally Breastfed	Percentage of infants partially breastfed	Percentage infants not at all breastfed	Percentage infants with no known status
11A	NHS WEST HAMPSHIRE CCG	J82053	THE ADELAIDE MEDICAL CTR.	103	28%	18%	10%	71%	1%
11A	NHS WEST HAMPSHIRE CCG	J82056	THE RED AND GREEN PRACTICES	262	44%	35%	8%	56%	0%
11A	NHS WEST HAMPSHIRE CCG	J82059	THE WATERCRESS MEDICAL GROUP	59	61%	49%	12%	39%	0%
11A	NHS WEST HAMPSHIRE CCG	J82063	PARKSIDE FAMILY PRACTICE	181	39%	28%	12%	60%	1%
11A	NHS WEST HAMPSHIRE CCG	J82064	THE SURGERY	147	69%	45%	24%	31%	0%
11A	NHS WEST HAMPSHIRE CCG	J82071	ST.ANDREW'S SURGERY	164	40%	32%	9%	59%	1%
11A	NHS WEST HAMPSHIRE CCG	J82072	FORESTSIDE MEDICAL PRACT	162	46%	33%	13%	52%	1%
11A	NHS WEST HAMPSHIRE CCG	J82074	ALMA ROAD SURGERY	130	51%	43%	8%	49%	0%
11A	NHS WEST HAMPSHIRE CCG	J82075	CHAWTON HOUSE SURGERY	70	43%	29%	14%	56%	1%
11A	NHS WEST HAMPSHIRE CCG	J82082	SHEPHERDS SPRING MED.CTR.	192	34%	27%	7%	66%	0%
11A	NHS WEST HAMPSHIRE CCG	J82089	THE MEDICAL CENTRE	169	46%	31%	15%	54%	1%
11A	NHS WEST HAMPSHIRE CCG	J82097	TOTTON HEALTH CENTRE	140	44%	36%	8%	55%	1%
11A	NHS WEST HAMPSHIRE CCG	J82103	ST.MARY'S SURGERY	172	49%	37%	12%	51%	0%
11A	NHS WEST HAMPSHIRE CCG	J82106	THE GRATTON SURGERY	48	65%	44%	21%	35%	0%
11A	NHS WEST HAMPSHIRE CCG	J82112	FOREST GATE SURGERY	169	50%	34%	16%	49%	1%
11A	NHS WEST HAMPSHIRE CCG	J82116	THE SURGERY	105	64%	48%	16%	36%	0%
11A	NHS WEST HAMPSHIRE CCG	J82121	NORTH BADDESLEY HTH.CTR.	70	53%	37%	16%	47%	0%
11A	NHS WEST HAMPSHIRE CCG	J82124	ALRESFORD GROUP SURGERY	118	72%	54%	18%	28%	0%
11A	NHS WEST HAMPSHIRE CCG	J82129	THE SURGERY	39	54%	49%	*	44%	3%
11A	NHS WEST HAMPSHIRE CCG	J82130	THE FRIARS GATE PRACTICE	237	66%	52%	14%	34%	0%
11A	NHS WEST HAMPSHIRE CCG	J82131	THE FORDINGBRIDGE SURGERY	121	68%	45%	23%	32%	0%
11A	NHS WEST HAMPSHIRE CCG	J82132	TESTVALE SURGERY	146	41%	29%	12%	59%	0%
11A	NHS WEST HAMPSHIRE CCG	J82139	MILFORD MEDICAL CENTRE	113	48%	37%	11%	51%	1%
11A	NHS WEST HAMPSHIRE CCG	J82143	PARK SURGERY	163	62%	47%	15%	38%	0%
11A	NHS WEST HAMPSHIRE CCG	J82145	ABBAY MEAD SURGERY	76	53%	39%	13%	46%	1%
11A	NHS WEST HAMPSHIRE CCG	J82146	LYNDHURST SURGERY	42	60%	52%	*	40%	0%
11A	NHS WEST HAMPSHIRE CCG	J82150	CORNERWAYS MEDICAL CENTRE	73	59%	45%	14%	41%	0%
11A	NHS WEST HAMPSHIRE CCG	J82151	TWIN OAKS MEDICAL CENTRE	30	57%	37%	20%	43%	0%
11A	NHS WEST HAMPSHIRE CCG	J82156	WATERFRONT AND SOLENT SURGERY	67	57%	33%	24%	43%	0%
11A	NHS WEST HAMPSHIRE CCG	J82166	BARTON SURGERY	33	55%	42%	*	45%	0%
11A	NHS WEST HAMPSHIRE CCG	J82169	BOYATT WOOD SURGERY	79	52%	42%	10%	48%	0%
11A	NHS WEST HAMPSHIRE CCG	J82186	NIGHTINGALE SURGERY	106	49%	42%	8%	50%	1%
11A	NHS WEST HAMPSHIRE CCG	J82188	BURSLDON SURGERY	52	48%	38%	*	52%	0%
11A	NHS WEST HAMPSHIRE CCG	J82190	THE BROWN HILL SURGERY	87	57%	41%	16%	43%	0%
11A	NHS WEST HAMPSHIRE CCG	J82192	ST LUKES SURGERY	244	48%	35%	13%	52%	0%
11A	NHS WEST HAMPSHIRE CCG	J82214	WHITCHURCH SURGERY	72	78%	60%	18%	21%	1%
11A	NHS WEST HAMPSHIRE CCG	J82629	DERRY DOWN CLINIC	26	46%	35%	*	54%	0%
11J	NHS DORSET CCG	J81003	ALMA MEDICAL CENTRE	81	68%	47%	21%	27%	5%
11J	NHS DORSET CCG	J81004	POOLE ROAD MEDICAL CENTRE	94	60%	46%	14%	33%	7%
11J	NHS DORSET CCG	J81005	THE BRIDPORT MEDICAL CTR	139	53%	39%	14%	47%	0%
11J	NHS DORSET CCG	J81006	THE ADAM PRACTICE	269	46%	29%	17%	46%	7%
11J	NHS DORSET CCG	J81009	ROYAL MANOR HEALTH CARE	161	40%	29%	12%	60%	0%
11J	NHS DORSET CCG	J81010	SWANAGE HEALTH CENTRE	107	57%	46%	11%	43%	0%
11J	NHS DORSET CCG	J81011	WAREHAM SURGERY	87	61%	54%	7%	39%	0%
11J	NHS DORSET CCG	J81012	PARKSTONE HEALTH CENTRE	129	56%	40%	16%	43%	2%
11J	NHS DORSET CCG	J81013	CANFORD HEATH GROUP PRACT	93	47%	39%	9%	52%	1%
11J	NHS DORSET CCG	J81014	WESTBOURNE MEDICAL CENTRE	165	65%	45%	20%	30%	4%
11J	NHS DORSET CCG	J81017	THE SURGERY	11	82%	82%	-	*	0%
11J	NHS DORSET CCG	J81018	BEAUFORT ROAD SURGERY	109	54%	42%	12%	41%	5%
11J	NHS DORSET CCG	J81021	SHELLEY MANOR MEDICAL CENTRE	137	61%	43%	18%	36%	3%
11J	NHS DORSET CCG	J81022	WEST MOORS GROUP PRACTICE	52	62%	46%	15%	38%	0%
11J	NHS DORSET CCG	J81024	HOLDENHURST ROAD SURGERY	131	56%	43%	14%	42%	2%
11J	NHS DORSET CCG	J81025	THE WELLBRIDGE PRACTICE	39	54%	44%	*	44%	3%
11J	NHS DORSET CCG	J81026	ABBAY VIEW MEDICAL CENTRE	135	61%	44%	17%	39%	0%
11J	NHS DORSET CCG	J81027	ROYAL CRESCENT SURGERY	261	46%	37%	9%	54%	1%
11J	NHS DORSET CCG	J81029	THE APPLES MEDICAL CENTRE	33	58%	55%	*	42%	0%
11J	NHS DORSET CCG	J81030	THE VERWOOD SURGERY	65	54%	43%	11%	46%	0%
11J	NHS DORSET CCG	J81031	EAGLE HOUSE SURGERY	317	64%	52%	12%	36%	0%
11J	NHS DORSET CCG	J81032	NEWLAND SURGERY	27	67%	63%	*	33%	0%
11J	NHS DORSET CCG	J81033	TALBOT MEDICAL CENTRE	102	45%	33%	12%	49%	6%
11J	NHS DORSET CCG	J81034	QUARTERJACK SURGERY	77	64%	55%	9%	36%	0%
11J	NHS DORSET CCG	J81036	THE ROSEMARY HEALTH CTR	80	36%	26%	10%	64%	0%
11J	NHS DORSET CCG	J81038	NORTHBOURNE SURGERY	45	36%	24%	*	53%	11%
11J	NHS DORSET CCG	J81039	MOORDOWN MEDICAL CENTRE	81	62%	32%	30%	37%	1%
11J	NHS DORSET CCG	J81040	STALBRIDGE SURGERY	40	65%	55%	*	35%	0%
11J	NHS DORSET CCG	J81041	THE HADLEIGH PRACTICE	99	62%	47%	14%	31%	7%
11J	NHS DORSET CCG	J81042	THE VILLAGE SURGERY	45	47%	29%	18%	53%	0%
11J	NHS DORSET CCG	J81043	CHRISTCHURCH MEDICAL CTR	169	46%	36%	11%	54%	0%
11J	NHS DORSET CCG	J81044	HEATHERVIEW MEDICAL CTR.	99	40%	36%	*	55%	5%
11J	NHS DORSET CCG	J81045	THE SURGERY	81	25%	14%	11%	70%	5%
11J	NHS DORSET CCG	J81046	THE HARVEY PRACTICE	67	55%	43%	12%	42%	3%
11J	NHS DORSET CCG	J81047	JAMES FISHER MEDICAL CTR	115	56%	39%	17%	43%	2%
11J	NHS DORSET CCG	J81048	WESSEX ROAD SURGERY	63	65%	44%	21%	32%	3%
11J	NHS DORSET CCG	J81049	MARINE SURGERY	102	65%	49%	16%	25%	11%
11J	NHS DORSET CCG	J81050	BURTON GREEN MEDICAL CTR.	134	46%	40%	6%	54%	0%
11J	NHS DORSET CCG	J81051	WYKE REGIS HEALTH CENTRE	67	34%	28%	*	66%	0%
11J	NHS DORSET CCG	J81052	CARLISLE HOUSE	42	50%	24%	26%	43%	7%

Table 16 : Prevalence of breastfeeding at 6 to 8 weeks , by GP Practice, CCG, Area Team 2013/14 - Annual

Source: NHS England

Crown Copyright © 2014



Code	CCG Name	Code	GP Practice name	Number of Infant due a check	Percentage of infants being breastfed (Total or patial)	Percentage of infants totally Breastfed	Percentage of infants partially breastfed	Percentage infants not at all breastfed	Percentage infants with no known status
11J	NHS DORSET CCG	J81053	THE CERNE ABBAS PRACTICE	58	67%	59%	*	33%	0%
11J	NHS DORSET CCG	J81054	LILLIPUT SURGERY	72	67%	51%	15%	31%	3%
11J	NHS DORSET CCG	J81055	THE SURGERY	91	37%	29%	9%	63%	0%
11J	NHS DORSET CCG	J81058	THE SURGERY	64	53%	50%	*	47%	0%
11J	NHS DORSET CCG	J81059	SOUTHBOURNE SURGERY	74	55%	41%	15%	41%	4%
11J	NHS DORSET CCG	J81061	PENNY'S HILL PRACTICE	162	56%	36%	20%	44%	0%
11J	NHS DORSET CCG	J81062	ST.ALBANS MEDICAL CENTRE	115	61%	45%	16%	37%	3%
11J	NHS DORSET CCG	J81063	1 DURDELLS AVENUE	23	*	*	*	74%	4%
11J	NHS DORSET CCG	J81064	POOLE TOWN SURGERY	27	52%	52%	-	37%	11%
11J	NHS DORSET CCG	J81065	MADEIRA MEDICAL CENTRE	66	53%	42%	11%	45%	2%
11J	NHS DORSET CCG	J81066	STOUR SURGERY	103	66%	57%	9%	34%	0%
11J	NHS DORSET CCG	J81067	LITTLEDOWN SURGERY	38	68%	37%	32%	32%	0%
11J	NHS DORSET CCG	J81068	ATRIUM HEALTH CENTRE	85	40%	28%	12%	60%	0%
11J	NHS DORSET CCG	J81069	LONGFLEET HOUSE SURGERY	42	60%	36%	24%	36%	5%
11J	NHS DORSET CCG	J81070	BEARWOOD MEDICAL CENTRE	87	39%	34%	*	56%	5%
11J	NHS DORSET CCG	J81071	1 LEYBOURNE AVENUE	35	37%	26%	*	57%	6%
11J	NHS DORSET CCG	J81072	14 GERVIS ROAD	153	76%	58%	18%	20%	4%
11J	NHS DORSET CCG	J81073	THE BRIDGES MEDICAL CTR.	155	34%	26%	8%	66%	0%
11J	NHS DORSET CCG	J81074	BARTON HOUSE	34	56%	38%	18%	44%	0%
11J	NHS DORSET CCG	J81075	CROSS ROAD SURGERY	27	37%	30%	*	63%	0%
11J	NHS DORSET CCG	J81076	POUND PIECE	36	44%	39%	*	56%	0%
11J	NHS DORSET CCG	J81078	BUTE HOUSE	51	73%	61%	12%	27%	0%
11J	NHS DORSET CCG	J81081	THE BARN SURGERY	108	56%	40%	16%	44%	0%
11J	NHS DORSET CCG	J81086	EVERGREEN OAK SURGERY	45	53%	44%	*	40%	7%
11J	NHS DORSET CCG	J81087	THE BIRCHWOOD PRACTICE	79	34%	15%	19%	65%	1%
11J	NHS DORSET CCG	J81090	THE LANEHOUSE SURGERY	33	39%	24%	*	61%	0%
11J	NHS DORSET CCG	J81609	THE SURGERY	12	92%	58%	*	*	0%
11J	NHS DORSET CCG	J81612	CORFE CASTLE SURGERY	*	*	*	-	-	0%
11J	NHS DORSET CCG	J81613	THE DORCHESTER RD SURGERY	55	56%	53%	*	44%	0%
11J	NHS DORSET CCG	J81616	PUDDLETOWN SURGERY	25	44%	40%	*	56%	0%
11J	NHS DORSET CCG	J81620	STURMINSTER NEWTON MEDICAL CENTRE	82	62%	51%	11%	38%	0%
11J	NHS DORSET CCG	J81624	THE CRESCENT SURGERY	21	43%	29%	*	33%	24%
11J	NHS DORSET CCG	J81625	DENMARK ROAD MEDICAL CTR	68	51%	37%	15%	44%	4%
11J	NHS DORSET CCG	J81626	THE SURGERY	16	38%	38%	-	63%	0%
11J	NHS DORSET CCG	J81632	268 HERBERT AVENUE	38	42%	39%	*	58%	0%
11J	NHS DORSET CCG	J81633	WOODLEA HOUSE SURGERY	41	56%	46%	*	41%	2%
11J	NHS DORSET CCG	J81634	PROVIDENCE SURGERY	101	51%	38%	14%	31%	18%
11J	NHS DORSET CCG	J81637	THE PRINCE OF WALES SURGERY	147	58%	46%	12%	42%	0%
11J	NHS DORSET CCG	J81640	VILLAGE MEDICAL PRACTICE	9	*	*	*	*	0%
11J	NHS DORSET CCG	J81644	THE OLD DISPENSARY	63	57%	49%	*	43%	0%
11J	NHS DORSET CCG	J81645	BOSCOMBE MANOR MED. CTR.	40	53%	45%	*	48%	0%
11J	NHS DORSET CCG	J81646	THE GROVE SURGERY	43	49%	37%	*	51%	0%
11J	NHS DORSET CCG	J81648	THE SURGERY	30	37%	27%	*	50%	13%
11J	NHS DORSET CCG	Y03516	*DORMANT*STROUDEN PARK MEDICAL PRACTICE	13	*	*	*	62%	0%
99M	NHS NORTH EAST HAMPSHIRE AND FARN	H81027	FARNHAM CENTRE OF HEALTH	*	-	-	-	*	0%
99M	NHS NORTH EAST HAMPSHIRE AND FARN	H81097	FARNHAM CENTRE OF HEALTH	*	-	-	-	*	0%
99M	NHS NORTH EAST HAMPSHIRE AND FARN	H81615	THE BOURNE SURGERY	*	*	-	*	*	0%
99M	NHS NORTH EAST HAMPSHIRE AND FARN	J82015	GIFFARD DRIVE SURGERY	91	49%	31%	19%	49%	1%
99M	NHS NORTH EAST HAMPSHIRE AND FARN	J82030	VICTORIA PRACTICE	114	56%	29%	27%	40%	4%
99M	NHS NORTH EAST HAMPSHIRE AND FARN	J82049	HARTLEY CORNER SURGERY	116	48%	29%	19%	51%	1%
99M	NHS NORTH EAST HAMPSHIRE AND FARN	J82052	THE OAKLANDS PRACTICE	116	45%	29%	16%	55%	0%
99M	NHS NORTH EAST HAMPSHIRE AND FARN	J82066	SOUTHLEA SURGERY	242	48%	33%	15%	52%	0%
99M	NHS NORTH EAST HAMPSHIRE AND FARN	J82067	MILESTONE SURGERY	120	45%	35%	10%	53%	3%
99M	NHS NORTH EAST HAMPSHIRE AND FARN	J82099	RICHMOND SURGERY	146	62%	47%	15%	35%	3%
99M	NHS NORTH EAST HAMPSHIRE AND FARN	J82110	FLEET MEDICAL CENTRE	165	65%	44%	21%	33%	1%
99M	NHS NORTH EAST HAMPSHIRE AND FARN	J82120	ALEXANDER HOUSE	101	50%	37%	14%	50%	0%
99M	NHS NORTH EAST HAMPSHIRE AND FARN	J82125	JENNER HOUSE SURGERY	129	35%	24%	11%	65%	0%
99M	NHS NORTH EAST HAMPSHIRE AND FARN	J82135	BRANKSOMEWOOD H/CARE CTR	175	67%	45%	22%	33%	0%
99M	NHS NORTH EAST HAMPSHIRE AND FARN	J82142	THE BORDER PRACTICE	123	50%	18%	32%	50%	0%
99M	NHS NORTH EAST HAMPSHIRE AND FARN	J82178	PRINCES GARDEN SURGERY	152	39%	29%	10%	59%	2%
99M	NHS NORTH EAST HAMPSHIRE AND FARN	J82181	MAYFIELD MEDICAL CENTRE	108	40%	27%	13%	57%	3%
99M	NHS NORTH EAST HAMPSHIRE AND FARN	J82195	SOUTHWOOD PRACTICE	120	54%	35%	19%	44%	2%
99M	NHS NORTH EAST HAMPSHIRE AND FARN	J82198	THE WELLINGTON PRACTICE	32	66%	19%	47%	34%	0%
99M	NHS NORTH EAST HAMPSHIRE AND FARN	J82206	MONTEAGLE SURGERY	61	49%	31%	18%	51%	0%
99M	NHS NORTH EAST HAMPSHIRE AND FARN	J82628	CRONDALL NEW SURGERY	60	48%	35%	13%	52%	0%
99M	NHS NORTH EAST HAMPSHIRE AND FARN	J82630	NORTH CAMP SURGERY	94	67%	37%	30%	33%	0%

Table 16 - Prevalence of breastfeeding at 6 to 8 weeks, by GP Practice, CCG, Area Team 2013/14 - Annual

Source: NHS England
Crown Copyright © 2014



England									
Code	CCG Name	Code	GP Practice name	Area check	Number of infants breastfed (Total or partial)	Percentage of infants being breastfed	Percentage of infants partially breastfed	Percentage infants out of all at all	Percentage infants with no known status
07L	NHS BARNING AND DAGENHAM CCG	F22001	THE HANLEY STREET SURGERY - 2 HANBURY STREET		116	50%	22%	20%	8%
07L	NHS BARNING AND DAGENHAM CCG	F22003	DR FATEPS MEDICAL PRACTICE - 2 FIRST AVENUE		63	49%	29%	25%	13%
07L	NHS BARNING AND DAGENHAM CCG	F22005	DR JA MEDICAL PRACTICE - 376 MANOR		107	54%	23%	13%	4%
07L	NHS BARNING AND DAGENHAM CCG	F22022	CHURCH ELM HEALTH CENTRE - CHURCH ELM LANE		131	50%	11%	24%	28%
07L	NHS BARNING AND DAGENHAM CCG	F22027	ALVA THORPE HEALTH CENTRE - WOODMAN RD		90	21%	8%	23%	11%
07L	NHS BARNING AND DAGENHAM CCG	F22035	DR ANNA'S MEDICAL PRACTICE - 10 REDDENHAM		122	56%	20%	35%	42%
07L	NHS BARNING AND DAGENHAM CCG	F22037	DR ANHON AND ASSOCIATES - URSWICK ROAD		123	30%	22%	13%	40%
07L	NHS BARNING AND DAGENHAM CCG	F22038	BARNING MEDICAL GROUP PRACTICE - 130 UPRY F1		130	51%	22%	20%	7%
07L	NHS BARNING AND DAGENHAM CCG	F22039	DR JEFFREY'S MEDICAL PRACTICE - 2 THIRD AVENUE		39	44%	13%	+	43%
07L	NHS BARNING AND DAGENHAM CCG	F22070	ALVA THORPE HEALTH CENTRE - WOODMAN RD		90	66%	14%	23%	11%
07L	NHS BARNING AND DAGENHAM CCG	F22027	FARNDON HEALTH CENTRE - 51 UPRY LANE		45	56%	+	48%	12%
07L	NHS BARNING AND DAGENHAM CCG	F22034	VICTORIA MEDICAL CENTRE - 1 GLEBE ROAD		145	68%	14%	33%	20%
07L	NHS BARNING AND DAGENHAM CCG	F22038	VALERIE MEDICAL CENTRE - 561-563 VALERIE AVE		77	29%	+	22%	13%
07L	NHS BARNING AND DAGENHAM CCG	F22040	DOVE HILL HOUSE - 146-150 DOW HILL AVENUE		13	2%	1%	10%	17%
07L	NHS BARNING AND DAGENHAM CCG	F22042	KING EDWARD'S MEDICAL CENTRE - 1 KING EDWARD		142	50%	19%	36%	27%
07L	NHS BARNING AND DAGENHAM CCG	F22043	LAURENCE HEALTH CENTRE - 1 LAURENCE WAY		146	20%	21%	47%	4%
07L	NHS BARNING AND DAGENHAM CCG	F22044	MARIE LATE HEALTH CENTRE - LAMBY FARM GROV		59	30%	14%	13%	29%
07L	NHS BARNING AND DAGENHAM CCG	F22042	WHITE HOUSE SURGERY - 12 MOVERLY ROAD		97	44%	13%	23%	18%
07L	NHS BARNING AND DAGENHAM CCG	F22021	DR GUN'S MEDICAL PRACTICE - 30 DENRY ROAD		136	13%	32%	12%	4%
07L	NHS BARNING AND DAGENHAM CCG	F22025	ABNEY MEDICAL CENTRE - 1 HARPOUR ROAD		112	50%	21%	34%	11%
07L	NHS BARNING AND DAGENHAM CCG	F22029	THE LAMBS MEDICAL CARE - LAMBY FARM GROVE		28	21%	1%	23%	10%
07L	NHS BARNING AND DAGENHAM CCG	F22034	THE HEATHWAY MEDICAL CENTRE - 185 HEATHWAY		78	46%	22%	24%	17%
07L	NHS BARNING AND DAGENHAM CCG	F22042	GARLS SURGERY - MARSHOTE ROAD		36	30%	3%	23%	4%
07L	NHS BARNING AND DAGENHAM CCG	F22047	DR CHIBBERT'S MEDICAL PRACTICE - 7 SALISBURY AV		12	65%	22%	44%	17%
07L	NHS BARNING AND DAGENHAM CCG	F22050	DR ANITA'S MEDICAL PRACTICE - 345 RIPPON ROAD		126	50%	23%	27%	27%
07L	NHS BARNING AND DAGENHAM CCG	F22060	TULAND MEDICAL CENTRE - 30 BENNETTS CASTLE LA		185	48%	21%	27%	20%
07L	NHS BARNING AND DAGENHAM CCG	F22061	DR TUDOR'S MEDICAL PRACTICE - 10 DENRY ROAD		75	40%	20%	27%	20%
07L	NHS BARNING AND DAGENHAM CCG	F22065	DR CHANNA'S MEDICAL PRACTICE - 60 VICTORIA RC		67	40%	+	13%	25%
07L	NHS BARNING AND DAGENHAM CCG	F22068	MARSHOTE SURGERY - MARSHOTE ROAD		43	37%	11%	26%	42%
07L	NHS BARNING AND DAGENHAM CCG	F22076	THOMAS VERN HEALTH CENTRE - BARTFIELD AVENUE		170	62%	23%	42%	28%
07L	NHS BARNING AND DAGENHAM CCG	F22077	DECEITREE MEDICAL CENTRE - 645-645 BECONTHORPE		99	40%	11%	13%	22%
07L	NHS BARNING AND DAGENHAM CCG	F22078	DR A KALAND & ASSOCIATES - REDFORD ROAD		78	27%	17%	23%	10%
07L	NHS BARNING AND DAGENHAM CCG	F22079	PARKVIEW MEDICAL CENTRE - 109-201 REEDS ROAD		77	50%	22%	31%	40%
07L	NHS BARNING AND DAGENHAM CCG	F22080	WINDSORWOOD SURGERY - 113-115 MANORCROFT RD		116	44%	10%	14%	16%
07L	NHS BARNING AND DAGENHAM CCG	Y01200	SEVA MEDICAL PRACTICE - GOSWORTHY ROAD		46	30%	+	13%	8%
07L	NHS BARNING AND DAGENHAM CCG	Y01739	BROAD STREET MEDICAL CENTRE - MORELAND RD		117	33%	13%	21%	25%
07L	NHS BARNING AND DAGENHAM CCG	Y01795	DR BRADLEY'S MEDICAL PRACTICE - 10 DOW ROAD		19	54%	10%	40%	4%
07L	NHS BARNING AND DAGENHAM CCG	Y02275	PORTERS AVENUE HEALTH CENTRE - PORTERS AVENUE		166	50%	28%	27%	12%
07L	NHS BARNING AND DAGENHAM CCG	Y02283	CHILD AND FAMILY HEALTH CENTRE - AWE STREET		210	40%	14%	26%	14%
07M	NHS BARNET CCG	G22020	ST GEORGE'S MEDICAL CENTRE		1	+	+	+	0%
07M	NHS BARNET CCG	G22000	AUDEN R. ROSEMERIE		+	-	-	+	0%
07M	NHS BARNET CCG	Y01043	KENDON WAY SURGERY		+	+	+	+	100%
07M	NHS BERELEY CCG	G22002	THE WESTWOOD SURGERY		119	17%	10%	7%	18%
07M	NHS BERELEY CCG	G22004	BARNING MEDICAL PRACTICE		115	8%	8%	11%	8%
07M	NHS BERELEY CCG	G22005	THE CAUNTON MED CENTRE		93	19%	12%	8%	10%
07M	NHS BERELEY CCG	G22006	THE LARCH SURGERY		80	20%	10%	10%	10%
07M	NHS BERELEY CCG	G22009	174 BELLEGROVE ROAD		136	20%	20%	6%	20%
07M	NHS BERELEY CCG	G22010	71		71	-	-	-	-
07M	NHS BERELEY CCG	G22012	NORTHAMPTON HEALTH CENTRE		288	38%	20%	17%	21%
07M	NHS BERELEY CCG	G22014	144 WILTON AVENUE		13	+	+	+	92%
07M	NHS BERELEY CCG	G22015	LONDON CIRCUS CENT		127	+	+	+	6%
07M	NHS BERELEY CCG	G22018	33 UPRY WICKHAM LANE		122	9%	3%	+	7%
07M	NHS BERELEY CCG	G22019	144 MEDWAY SURGERY		56	36%	30%	32%	3%
07M	NHS BERELEY CCG	G22033	10 LITTLEWATER ROAD		24	50%	10%	+	96%
07M	NHS BERELEY CCG	G22037	52 PATTER ROAD		46	11%	10%	+	22%
07M	NHS BERELEY CCG	G22043	208 PARADE AVENUE		69	9%	+	20%	71%
07M	NHS BERELEY CCG	G22046	BLUNTS ROAD SURGERY		47	17%	20%	+	10%
07M	NHS BERELEY CCG	G22047	STATION ROAD SURGERY		102	7%	+	+	8%
07M	NHS BERELEY CCG	G22049	THE MEDICAL CENTRE		10	38%	10%	+	14%
07M	NHS BERELEY CCG	G22052	BEVERIDGE MEDICAL PRACTICE		122	-	-	-	98%
07M	NHS BERELEY CCG	G22053	BERLEY MEDICAL GRP		202	7%	3%	3%	11%
07M	NHS BERELEY CCG	G22057	WOODLAND SURGERY		10	12%	7%	+	14%
07M	NHS BERELEY CCG	G22061	CHORON LODS SURGERY		139	10%	8%	7%	8%
07M	NHS BERELEY CCG	G22062	144 GREEN MEDICAL CTR.		80	4%	8%	7%	4%
07M	NHS BERELEY CCG	G22064	20 THORNTON ROAD		101	21%	10%	+	96%
07M	NHS BERELEY CCG	G22066	BOOTH MEDICAL CENTRE		151	21%	10%	+	11%
07M	NHS BERELEY CCG	G22069	WEDGE MANOR		55	11%	+	+	60%
07M	NHS BERELEY CCG	G22070	50 PEAR ROAD		52	+	+	+	4%
07M	NHS BERELEY CCG	G22042	CHARTFORD TOWN SURGERY		102	23%	14%	9%	29%
07M	NHS BERELEY CCG	G22072	25 MIL ROAD		28	+	+	+	4%
07M	NHS BERELEY CCG	G22054	LEVER MEDICAL CENTRE		18	78%	20%	+	11%
07M	NHS BRENT CCG	G22002	2077 WILLOWS SURGERY		85	88%	36%	47%	13%
07M	NHS BRENT CCG	G22003	GP UNIT		19	44%	24%	48%	4%
07M	NHS BRENT CCG	G22005	THE LAM MEDICAL		175	70%	47%	27%	20%
07M	NHS BRENT CCG	G22007	LIVERDON CIRCUS CENT		81	72%	36%	47%	23%
07M	NHS BRENT CCG	G22011	DR ANDREW'S MEDICAL CTR		15	69%	30%	29%	20%
07M	NHS BRENT CCG	G22012	THE WINDMILL MEDICAL PRACTICE		90	80%	40%	47%	11%
07M	NHS BRENT CCG	G22013	CHURCH END MEDICAL CENTRE		113	69%	30%	34%	2%
07M	NHS BRENT CCG	G22015	MELBOURNE TREE FARM LANE		136	74%	34%	47%	23%
07M	NHS BRENT CCG	G22017	307 FAULING ROAD		105	71%	44%	26%	24%
07M	NHS BRENT CCG	G22019	THE LANE - HOLLYWOOD PRACTICE		24	80%	30%	40%	8%
07M	NHS BRENT CCG	G22021	THE MEDICAL CENTRE		121	70%	30%	31%	30%
07M	NHS BRENT CCG	G22023	38 HARVEY ROAD		221	74%	52%	21%	22%
07M	NHS BRENT CCG	G22025	THE LONGWELL MEDICAL CTR.		241	24%	16%	16%	40%
07M	NHS BRENT CCG	G22026	34 BUCKINGHAM ROAD		55	73%	36%	30%	16%
07M	NHS BRENT CCG	G22028	THE LONGWELL MEDICAL PRACTICE		60	73%	30%	30%	16%
07M	NHS BRENT CCG	G22029	MARSDEN HALLS MEDICAL PRACTICE		42	67%	26%	40%	12%
07M	NHS BRENT CCG	G22030	ADORN MEDICAL CENTRE		143	63%	30%	34%	10%
07M	NHS BRENT CCG	G22031	BRINTFIELD MEDICAL CENTRE		113	63%	30%	34%	10%
07M	NHS BRENT CCG	G22032	CHAMPEL HEALTH CENTRE		113	71%	41%	40%	18%
07M	NHS BRENT CCG	G22033	CHAMPEL HEALTH CENTRE		62	71%	40%	26%	2%
07M	NHS BRENT CCG	G22035	GLADSTONE MEDICAL CENTRE		138	68%	31%	34%	14%
07M	NHS BRENT CCG	G22042	MILBURN PARK MEDICAL CTR.		77	78%	38%	40%	18%
07M	NHS BRENT CCG	G22046	22 INFENT WAY		115	72%	41%	31%	23%
07M	NHS BRENT CCG	G22048	BRIMINGTON HEALTH CENTRE		+	+	+	+	38%
07M	NHS BRENT CCG	G22051	THE SHELLEY CORNER MED CTR		76	71%	33%	36%	25%
07M	NHS BRENT CCG	G22056	THE CARRAGE MEDICAL CENTRE		108	70%	30%	30%	10%
07M	NHS BRENT CCG	G22063	30 LANCET ROAD		74	88%	41%	46%	9%
07M	NHS BRENT CCG	G22065	WINDLEWELL MEDICAL CENTRE		38	88%	36%	34%	10%
07M	NHS BRENT CCG	G22067	THE CHURCH LANE SURGERY		130	84%	49%	40%	13%
07M	NHS BRENT CCG	G22074	WINDLEWELL MEDICAL CENTRE		84	80%	40%	40%	10%
07M	NHS BRENT CCG	G22076	EL ORANGE GARDENS		80	70%	44%	26%	24%
07M	NHS BRENT CCG	G22077	THE BRIDGES PRACTICE		21	87%	36%	36%	10%
07M	NHS BRENT CCG	G22078	245 STAG LANE		39	62%	54%	+	13%
07M	NHS BRENT CCG	G22080	CHARTWELL SURGERY		60	86%	35%	23%	13%
07M	NHS BRENT CCG	G22081	LAMPTON MEDICAL CENTRE		40	63%	30%	23%	13%
07M	NHS BRENT CCG	G22084	BEECHCROFT MEDICAL CENTRE		47	77%	40%	34%	22%
07M	NHS BRENT CCG	G22086	MILNAL LANE SURGERY		108	70%	30%	30%	13%
07M	NHS BRENT CCG	G22020	PRESTON ROAD SURGERY		86	69%	20%	40%	13%
07M	NHS BRENT CCG	G22024	50A PARK ROAD		18	20%	+	44%	10%
07M	NHS BRENT CCG	G22026	THE WINDMILL CENTRE FOR		19	54%	27%	+	27%
07M	NHS BRENT CCG	G22029	THE SURGERY		10	50%	+	+	2%
07M	NHS BRENT CCG	G22037	MALLEN MEDICAL CTR		60	73%	27%	47%	23%
07M	NHS BRENT CCG	G22038	LAWTON MEDICAL CENTRE		80	64%	21%	24%	12%
07M	NHS BRENT CCG	G22045	85-87 ACTON LANE		38	58%	26%	26%	18%
07M	NHS BRENT CCG	G22046	FOURWINDS PARK MEDICAL CENTRE		80	64%	21%	24%	12%
07M	NHS BRENT CCG	G22061	PRIMARY CARE MED CENTRE		22	68%	40%	+	14%
07M	NHS BRENT CCG	G22065	WAGDAH MEDICAL CENTRE		92	38%	20%	11%	28%
07M	NHS BRENT CCG	G22067	WAGDAH MEDICAL CENTRE		20	88%	34%	34%	4%
07M	NHS BRENT CCG	G22069	25 EAZEL ROAD		22	69%	30%	30%	14%
07M	NHS BRENT CCG	G22074	CHORLEY ROAD SURGERY		11	87%	30%	30%	14%
07M	NHS BRENT CCG	G22076	PRESTON MEDICAL CENTRE		11	87%	30%	30%	14%
07M	NHS BRENT CCG	G22084	THE TUDOR HOUSE MED CTR		40	50%	20%	20%	40%
07M	NHS BRENT CCG	G22085	115 LUDLOW COURT DRIVE		87	30%	11%	18%	10%
07M	NHS BRENT CCG	G22090	CHARTWELL MEDICAL CENTRE		27	61%	24%	24%	10%

Table 16 - Prevalence of breastfeeding at 6 to 8 weeks, by GP Practice, CCG, Area Team 2013/14 - Annual

Source: NHS England
Crown Copyright © 2014



Code	CCG Name	Code	GP Practice name	Number of infants due a check	Percentage of infants being breastfed (Total or partial)	Percentage of infants breastfed	Percentage of infants partially breastfed	Percentage of infants not breastfed	Percentage of infants with no known status
OTV	NHS BROMLEY CCG	GA002	THE HANWAY COMMON PRACTICE	71	84%	38%	15%	48%	0%
OTV	NHS BROMLEY CCG	GA020	THE PARK GROUP PRACTICE	88	71%	51%	20%	29%	0%
OTV	NHS BROMLEY CCG	GA007	SEAPOUR LANE SURGERY	180	67%	44%	20%	32%	1%
OTV	NHS BROMLEY CCG	GA028	ST JAMES'S PRACTICE	23	61%	38%	-	20%	4%
OTV	NHS BROMLEY CCG	GA009	FOOD TOWN SURGERY	34	50%	29%	-	49%	0%
OTV	NHS BROMLEY CCG	GA008	THE SURGERY	39	77%	62%	15%	23%	0%
OTV	NHS BROMLEY CCG	GA002	HOLL MEDICAL PRACTICE	63	58%	30%	20%	44%	0%
OTV	NHS BROMLEY CCG	GA003	HORNBEARY SURGERY	48	48%	29%	17%	54%	0%
OTV	NHS BROMLEY CCG	GA005	TUDOR WAY SURGERY	64	55%	41%	14%	45%	0%
OTV	NHS BROMLEY CCG	GA007	SOUTHVIEW LODGE	52	42%	48%	17%	38%	1%
OTV	NHS BROMLEY CCG	GA009	SEA NORWICH LANE	19	42%	32%	-	38%	0%
OTV	NHS BROMLEY CCG	GA040	WALLACE	19	53%	30%	14%	44%	0%
OTV	NHS BROMLEY CCG	GA041	ISLWAND ROAD SURGERY	29	48%	38%	-	32%	0%
OTV	NHS BROMLEY CCG	GA006	30 HIGLAND ROAD	14	89%	50%	-	50%	0%
OTV	NHS BROMLEY CCG	GA007	2 MANOR ROAD	27	33%	30%	-	38%	7%
OTV	NHS BROMLEY CCG	GA009	BAVE HOUSE	31	89%	40%	-	40%	0%
OTV	NHS BROMLEY CCG	GA021	WHITEHOUSE SURGERY	35	73%	54%	-	27%	0%
OTV	NHS BROMLEY CCG	GA034	22A HARLEY ROAD	10	80%	-	-	-	0%
OTV	NHS BROMLEY CCG	GA025	CHIFFORD SURGERY	37	70%	43%	27%	27%	0%
OTV	NHS BROMLEY CCG	GA027	GREEN STREET GREEN MED CT	47	65%	43%	19%	27%	0%
OTV	NHS BROMLEY CCG	GA028	COSS HALL SURGERY	28	46%	-	30%	30%	18%
OTV	NHS BROMLEY CCG	GA029	SUNDRIDGE MEDICAL CENTRE	45	73%	58%	18%	27%	0%
OTV	NHS BROMLEY CCG	GA020	THE CREECHERY SURGERY	19	47%	32%	-	42%	0%
OTV	NHS BROMLEY CCG	VO0542	THE WOODLANDS PRACTICE	75	52%	35%	17%	47%	1%
OTV	NHS CAMDEN CCG	VE0011	CATTON MEDICAL CTR	128	73%	47%	28%	27%	0%
OTV	NHS CAMDEN CCG	FE005	THE PARK END SURGERY	60	87%	53%	33%	-	1%
OTV	NHS CAMDEN CCG	FE005	LOVER STREET PRACTICE	8	70%	-	-	-	12%
OTV	NHS CAMDEN CCG	FE006	HAMPSTEAD PRACTICE	95	57%	30%	22%	30%	0%
OTV	NHS CAMDEN CCG	FE011	89 REGENTS PARK ROAD	61	89%	68%	20%	12%	0%
OTV	NHS CAMDEN CCG	FE017	HAMPSTEAD GROUP PRACTICE	163	82%	50%	30%	12%	0%
OTV	NHS CAMDEN CCG	FE018	PRINCE OF WALES GP PRACT	95	71%	40%	31%	29%	0%
OTV	NHS CAMDEN CCG	FE019	THE ARBY MEDICAL CENTRE	124	84%	48%	35%	15%	0%
OTV	NHS CAMDEN CCG	FE020	WOLLADE MEDICAL CENTRE	145	85%	60%	25%	14%	1%
OTV	NHS CAMDEN CCG	FE022	1 FICHTHART STREET	145	10%	10%	-	-	0%
OTV	NHS CAMDEN CCG	FE023	JAMES WISS GROUP PRACTICE	248	79%	44%	27%	27%	0%
OTV	NHS CAMDEN CCG	FE025	REGENTS PARK MEDICAL CTR	79	70%	40%	27%	23%	0%
OTV	NHS CAMDEN CCG	FE030	FOUR TREES SURGERY	18	72%	33%	38%	-	0%
OTV	NHS CAMDEN CCG	FE040	88 BROMSBURY STREET	9	-	-	-	-	0%
OTV	NHS CAMDEN CCG	FE042	GRAY'S INN MEDICAL PRACT	31	84%	42%	42%	-	0%
OTV	NHS CAMDEN CCG	FE043	LOVER STREET PRACTICE	8	80%	73%	-	-	0%
OTV	NHS CAMDEN CCG	FE044	THE BROMSBURY MEDICAL CENTRE	88	47%	34%	18%	48%	0%
OTV	NHS CAMDEN CCG	FE049	32 WEST END LANE	29	72%	41%	31%	28%	0%
OTV	NHS CAMDEN CCG	FE050	80 FORTUNE GREEN ROAD	10	80%	-	-	-	10%
OTV	NHS CAMDEN CCG	FE052	2 BRIDGEMORE PARK	30	47%	30%	-	-	0%
OTV	NHS CAMDEN CCG	FE055	WEST HAMPSTEAD MEDICAL CENTRE	121	79%	52%	28%	20%	0%
OTV	NHS CAMDEN CCG	FE057	NEALMANTON HILL SURGERY	62	70%	30%	32%	32%	0%
OTV	NHS CAMDEN CCG	FE058	THE HOLBORN MEDICAL CTR	37	73%	54%	19%	19%	0%
OTV	NHS CAMDEN CCG	FE059	BRIDGEWAY MEDICAL CTR	140	78%	47%	29%	22%	0%
OTV	NHS CAMDEN CCG	FE061	THE MADGOLD PRACTICE	22	91%	68%	-	-	0%
OTV	NHS CAMDEN CCG	FE062	34A FRICTLEY ROAD	14	80%	64%	-	-	0%
OTV	NHS CAMDEN CCG	FE015	1 LINDHURST GARDENS	80	83%	28%	55%	1%	0%
OTV	NHS CAMDEN CCG	FE018	THE HEATHS GROUP PRACTICE	162	83%	30%	28%	13%	0%
OTV	NHS CAMDEN CCG	FE021	QUEEN'S CRESCENT SURGERY	32	82%	38%	38%	18%	0%
OTV	NHS CAMDEN CCG	FE033	DAVIDHAM GARDENS HTY CTR	29	90%	72%	-	-	0%
OTV	NHS CAMDEN CCG	FE035	123 HINDS CROSS ROAD	24	71%	33%	38%	17%	1%
OTV	NHS CAMDEN CCG	FE038	BELUSE FROST MED PRACT	61	72%	43%	31%	25%	0%
OTV	NHS CAMDEN CCG	FE043	RELMER ST PRACTICE	6	80%	-	-	-	0%
OTV	NHS CAMDEN CCG	FE045	SWISS COTTAGE	173	78%	49%	27%	19%	0%
OTV	NHS CAMDEN CCG	FE072	27 PRINCE MEDICAL CENTRE	4	-	-	-	-	0%
OTV	NHS CAMDEN CCG	FE077	87-89 PRINCE OF WALES RD	4	-	-	-	-	20%
OTV	NHS CAMDEN CCG	FE082	REDELL HILL PRACT	17	77%	53%	-	-	12%
OTV	NHS CAMDEN CCG	FE088	LOWERS TOWN MEDICAL CTR	53	72%	38%	30%	28%	0%
OTV	NHS CITY AND HACENY CCG	FA003	LOWERS CLAPTON PRACTICE CTR	133	75%	40%	29%	24%	1%
OTV	NHS CITY AND HACENY CCG	FA008	BARTON HOUSE HEALTH CTR	188	89%	45%	32%	15%	0%
OTV	NHS CITY AND HACENY CCG	FA013	STAMFORD HIL GROUP PRACTICE	337	90%	64%	26%	7%	0%
OTV	NHS CITY AND HACENY CCG	FA015	WINDHAM HEALTHCARE	68	71%	38%	43%	28%	1%
OTV	NHS CITY AND HACENY CCG	FA018	NOTTINGHAM PRACTICE	159	82%	50%	32%	17%	1%
OTV	NHS CITY AND HACENY CCG	FA021	LOWERS FIELDS MEDICAL CTR	138	80%	46%	34%	16%	0%
OTV	NHS CITY AND HACENY CCG	FA033	SOMERFORD GROVE HTLCTR	124	80%	40%	40%	19%	1%
OTV	NHS CITY AND HACENY CCG	FA035	PEURINGHAM MEDICAL CTR	36	81%	48%	33%	-	0%
OTV	NHS CITY AND HACENY CCG	FA036	CEOLAR PRACTICE	79	87%	48%	38%	13%	0%
OTV	NHS CITY AND HACENY CCG	FA038	BAL DARTON LANE	28	68%	38%	29%	23%	7%
OTV	NHS CITY AND HACENY CCG	FA041	WINSTON ROAD SURGERY	18	73%	47%	30%	18%	0%
OTV	NHS CITY AND HACENY CCG	FA042	THE SURGERY (WINDHAM ROAD)	21	95%	71%	-	-	0%
OTV	NHS CITY AND HACENY CCG	FA043	47 LILCOM PRACTICE	54	78%	48%	30%	22%	0%
OTV	NHS CITY AND HACENY CCG	FA060	ATHENA MEDICAL CENTRE	56	93%	52%	41%	3%	0%
OTV	NHS CITY AND HACENY CCG	FA063	38 MAGDALEN ROAD	15	71%	33%	33%	13%	0%
OTV	NHS CITY AND HACENY CCG	FA069	WELL STREET SURGERY	214	77%	40%	31%	29%	0%
OTV	NHS CITY AND HACENY CCG	FA072	28 GARDEN MARLBOROUGH	70	80%	44%	34%	14%	0%
OTV	NHS CITY AND HACENY CCG	FA080	FOUNTAINNE ROAD HEALTH CTR	55	78%	50%	28%	22%	0%
OTV	NHS CITY AND HACENY CCG	FA086	THE LARSON PRACTICE	124	71%	41%	31%	29%	0%
OTV	NHS CITY AND HACENY CCG	FA025	THE LISA SURGERY	139	78%	38%	40%	23%	1%
OTV	NHS CITY AND HACENY CCG	FA015	THE DARTMOUTH GROVE SURGERY	59	88%	50%	38%	9%	0%
OTV	NHS CITY AND HACENY CCG	FA017	QUEENSBURG GROUP PRACTICE	116	80%	40%	30%	28%	0%
OTV	NHS CITY AND HACENY CCG	FA019	THE IRIDON PRACTICE	142	87%	58%	30%	12%	0%
OTV	NHS CITY AND HACENY CCG	FA001	LODGE STREET SURGERY	75	72%	40%	32%	14%	0%
OTV	NHS CITY AND HACENY CCG	FA019	THE BRIDGEWAY PRACTICE	79	73%	35%	38%	25%	1%
OTV	NHS CITY AND HACENY CCG	FA020	THE BRICK HEALTH CENTRE	62	70%	38%	38%	24%	0%
OTV	NHS CITY AND HACENY CCG	FA021	3A MADONNA ROAD	48	94%	53%	40%	-	0%
OTV	NHS CITY AND HACENY CCG	FA024	ARMY HOUSE MED CENTRE	52	88%	48%	30%	22%	0%
OTV	NHS CITY AND HACENY CCG	FA035	SHOREDITCH PARK SURGERY	83	89%	49%	35%	20%	0%
OTV	NHS CITY AND HACENY CCG	FA036	36 BARRETT ROAD	46	87%	47%	30%	15%	0%
OTV	NHS CITY AND HACENY CCG	FA040	NEARBY PRACTICE	73	82%	42%	31%	15%	0%
OTV	NHS CITY AND HACENY CCG	FA048	THE CAPTAIN SURGERY	128	93%	68%	30%	8%	0%
OTV	NHS CITY AND HACENY CCG	FA048	LIM PRACTICE	34	81%	47%	30%	18%	0%
OTV	NHS CITY AND HACENY CCG	FA048	THE SURGERY	142	87%	47%	29%	8%	0%
OTV	NHS CITY AND HACENY CCG	FA049	NOTTON SURGERY	46	71%	38%	27%	29%	0%
OTV	NHS CITY AND HACENY CCG	FA064	86 BRIDGE ROAD	28	71%	36%	38%	29%	0%
OTV	NHS CITY AND HACENY CCG	FA071	KIDDERPOLE PRACTICE	18	80%	44%	30%	26%	0%
OTV	NHS CITY AND HACENY CCG	FA076	3A ALLESTON ROAD	67	94%	69%	25%	-	0%
OTV	NHS CITY AND HACENY CCG	FA079	LATHAM HEALTH CENTRE	42	78%	39%	37%	22%	2%
OTV	NHS CITY AND HACENY CCG	FA079	HEATH MEDICAL CENTRE	72	81%	40%	40%	19%	0%
OTV	NHS CITY AND HACENY CCG	VE002	38 MERRIAM AVENUE	68	78%	44%	34%	19%	0%
OTV	NHS CITY AND HACENY CCG	VE0177	TOLLGATE LODGE PRIMARY CARE CENTRE	86	79%	45%	34%	21%	0%
OTV	NHS CITY AND HACENY CCG	VE020	SPRINGFIELD HEALTH CENTRE	163	82%	52%	30%	14%	0%
OTV	NHS CROYDON CCG	HE001	PORTLAND MEDICAL CENTRE	183	83%	38%	33%	24%	0%
OTV	NHS CROYDON CCG	HE002	35 HEATHFIELD ROAD	33	67%	33%	33%	33%	0%
OTV	NHS CROYDON CCG	HE004	3 FAIRLEY ROAD	92	68%	40%	23%	34%	0%
OTV	NHS CROYDON CCG	HE005	120 CLOUGH ROAD	184	83%	55%	28%	17%	0%
OTV	NHS CROYDON CCG	HE006	PARKWAY HEALTH CENTRE	63	54%	32%	23%	46%	0%
OTV	NHS CROYDON CCG	HE007	HODDY LANE MED PRACTICE	170	71%	40%	25%	29%	0%
OTV	NHS CROYDON CCG	HE008	100A ADDISCOTME ROAD	13	49%	-	52%	-	0%
OTV	NHS CROYDON CCG	HE009	NORMANBY MEDICAL PRACTICE	105	78%	35%	41%	24%	0%
OTV	NHS CROYDON CCG	HE010	SOUTH NORWICH HILL MEDCT	73	40%	30%	40%	47%	0%
OTV	NHS CROYDON CCG	HE011	NORTH CROYDON MEDICAL CTR	56	80%	38%	45%	20%	0%
OTV	NHS CROYDON CCG	HE012	ST JAMES'S MEDICAL CENTRE	105	58%	29%	38%	43%	0%
OTV	NHS CROYDON CCG	HE013	OLD COLLEGE MED PRACTICE	155	67%	47%	13%	33%	0%
OTV	NHS CROYDON CCG	HE014	QUEENHILL MEDICAL PRACT	80	69%	47%	13%	40%	0%
OTV	NHS CROYDON CCG	HE015	PARADISE GROUP PRACTICE	180	69%	35%	38%	31%	0%
OTV	NHS CROYDON CCG	HE016	THE KESTON HOUSE MED PRACT	130	72%	40%	27%	28%	0%
OTV	NHS CROYDON CCG	HE017	BRISTOL MEDICAL CENTRE	174	77%	41%	28%	24%	0%
OTV	NHS CROYDON CCG	HE018	SELDON PARK MED PRACTICE	116	61%	38%	23%	39%	0%
OTV	NHS CROYDON CCG	HE019	TRINITY ROAD MEDICAL PRACT	120	70%	41%	29%	30%	0%
OTV	NHS CROYDON CCG	HE020	VERLEY MEDICAL CENTRE	143	73%	34%	39%	27%	0%
OTV	NHS CROYDON CCG	HE021	LOVER LODGE MEDICAL PRACT	73	71%	37%	40%	29%	0%
OTV	NHS CROYDON CCG	HE022	THORNTON HEATH HEALTH CTR	67	78%	38%	38%	22%	0%
OTV	NHS CROYDON CCG	HE023	16 MOULDER ROAD	68	74%	34%	34%	40%	0%
OTV	NHS CROYDON CCG	HE024	THE WOODCOTE GROUP PRACT	123	72%	42%	29%	28%	0%
OTV	NHS CROYDON CCG	HE025	WOODCOTE HEALTH CENTRE	148	66%	34%	32%	34%	0%
OTV	NHS CROYDON CCG	HE027	PARKWAY HEALTH CENTRE	51	51%				

Source: NHS England
Crown Copyright © 2014

Table 16 - Prevalence of breastfeeding at 6 to 8 weeks, by GP Practice, CCG, Area Team 2013/14 - Annual

Source: NHS England
Crown Copyright © 2014



England									
Code	CCG Name	Code	GP Practice name	Number of infants due a check	Percentage of infants being breastfed (Total or partial)	Percentage of infants totally breastfed	Percentage of infants partially breastfed	Percentage of infants not breastfed	Percentage of infants with no known status
08C	NHS HAMMERSMITH AND FULHAM CCG	08C0001	NORTH END ROAD MED. CTR.	132	79%	40%	30%	23%	0%
08C	NHS HAMMERSMITH AND FULHAM CCG	08C0005	THE SURGERY	22	64%	27%	36%	26%	0%
08C	NHS HAMMERSMITH AND FULHAM CCG	08C0006	THE SURGERY	57	79%	53%	20%	27%	0%
08C	NHS HAMMERSMITH AND FULHAM CCG	08C0016	ROCHFORD GATE MED PRACTICE	92	72%	51%	21%	28%	0%
08C	NHS HAMMERSMITH AND FULHAM CCG	08C0020	BROOK GREEN MEDICAL CTR	128	80%	61%	23%	20%	0%
08C	NHS HAMMERSMITH AND FULHAM CCG	08C0025	CASSIDY ROAD MEDICAL CTR.	35	80%	43%	37%	20%	0%
08C	NHS HAMMERSMITH AND FULHAM CCG	08C0029	THE MEDICAL CENTRE	96	79%	46%	28%	24%	0%
08C	NHS HAMMERSMITH AND FULHAM CCG	08C0032	THE ANCHORAGE SURGERY	42	81%	40%	38%	19%	0%
08C	NHS HAMMERSMITH AND FULHAM CCG	08C0033	HAMMERSMITH SURGERY	75	81%	52%	23%	21%	0%
08C	NHS HAMMERSMITH AND FULHAM CCG	08C0038	SUST FULHAM PLACE ROAD	35	82%	43%	33%	24%	0%
08C	NHS HAMMERSMITH AND FULHAM CCG	08C0042	THE NEW SURGERY	47	78%	40%	31%	22%	0%
08C	NHS HAMMERSMITH AND FULHAM CCG	08C0048	WHITE CITY HEALTH CENTRE	34	78%	39%	43%	18%	0%
08C	NHS HAMMERSMITH AND FULHAM CCG	08C0050	THE BUSH DOCTORS	68	80%	46%	36%	18%	0%
08C	NHS HAMMERSMITH AND FULHAM CCG	08C0054	18 BRICK GREEN	1	0%	0%	0%	0%	0%
08C	NHS HAMMERSMITH AND FULHAM CCG	08C0057	10A URBISIDE ROAD	14	71%	+	43%	+	0%
08C	NHS HAMMERSMITH AND FULHAM CCG	08C0058	17 JESSAMINE BRIDGE RD.	18	89%	+	33%	44%	0%
08C	NHS HAMMERSMITH AND FULHAM CCG	08C0058	THE FULHAM MEDICAL CENTRE	48	79%	46%	27%	25%	0%
08C	NHS HAMMERSMITH AND FULHAM CCG	08C0064	10 LILLIAN ROAD	17	89%	39%	38%	35%	0%
08C	NHS HAMMERSMITH AND FULHAM CCG	08C0065	STRENGTHEN SURGERY	61	79%	41%	36%	23%	0%
08C	NHS HAMMERSMITH AND FULHAM CCG	08C0068	SANDS END HEALTH CLINIC	107	79%	44%	31%	25%	0%
08C	NHS HAMMERSMITH AND FULHAM CCG	08C0064	WHITE CITY HEALTH CENTRE	9	78%	+	+	+	0%
08C	NHS HAMMERSMITH AND FULHAM CCG	08C0066	PARK MEDICAL CENTRE	87	80%	52%	29%	20%	0%
08C	NHS HAMMERSMITH AND FULHAM CCG	08C0049	102 LILIAN ROAD	6	+	+	+	+	0%
08C	NHS HAMMERSMITH AND FULHAM CCG	08C0069	WHITE CITY HEALTH CENTRE	14	88%	+	+	+	0%
08C	NHS HAMMERSMITH AND FULHAM CCG	08C0072	THE SURGERY	+	+	+	+	+	0%
08C	NHS HAMMERSMITH AND FULHAM CCG	08C0073	THE OLD OAK SURGERY	11	84%	+	+	+	0%
08C	NHS HAMMERSMITH AND FULHAM CCG	08C0085	THE LITTLE SURGERY	73	74%	47%	27%	26%	0%
08C	NHS HAMMERSMITH AND FULHAM CCG	08C0073	ASHVILLE SURGERY	138	83%	46%	36%	17%	0%
08C	NHS HAMMERSMITH AND FULHAM CCG	08C0086	THE MEDICAL CENTRE	29	79%	38%	43%	21%	0%
08C	NHS HAMMERSMITH AND FULHAM CCG	08C0088	HAMMERSMITH & FULHAM CENTRES FOR HEALTH	52	77%	40%	28%	25%	0%
08C	NHS HAMMERSMITH AND FULHAM CCG	08C0090	CANBERRA CENTRE FOR HEALTH	48	71%	42%	29%	29%	0%
08D	NHS HANWYCC CCG	FD0007	107 PRUPP LANE	165	71%	37%	34%	23%	6%
08D	NHS HANWYCC CCG	FD0008	MEDULA HOUSE MEDICAL CTR	221	67%	33%	35%	31%	2%
08D	NHS HANWYCC CCG	FD0011	THORNHURST MEDICAL PRACTICE	151	61%	21%	47%	32%	1%
08D	NHS HANWYCC CCG	FD0014	HIGHGATE GROUP PRACTICE	167	78%	40%	39%	19%	2%
08D	NHS HANWYCC CCG	FD0017	CHARLTON HOUSE MED CTR	76	70%	32%	30%	28%	2%
08D	NHS HANWYCC CCG	FD0019	MORRIS HOUSE GROUP PRACTICE	179	44%	28%	36%	35%	22%
08D	NHS HANWYCC CCG	FD0022	THE SURGERY	6	+	+	+	+	0%
08D	NHS HANWYCC CCG	FD0026	THE SURGERY	13	100%	100%	-	-	0%
08D	NHS HANWYCC CCG	FD0028	THE SURGERY	102	79%	33%	46%	20%	1%
08D	NHS HANWYCC CCG	FD0030	COMBISTEY COUNTR FARM HTX CTR	188	75%	40%	40%	28%	2%
08D	NHS HANWYCC CCG	FD0031	THE SURGERY	111	78%	44%	32%	24%	1%
08D	NHS HANWYCC CCG	FD0034	THE SURGERY	29	82%	46%	34%	26%	0%
08D	NHS HANWYCC CCG	FD0045	THE SURGERY	48	88%	47%	21%	10%	0%
08D	NHS HANWYCC CCG	FD0046	THE SURGERY	39	81%	36%	32%	28%	21%
08D	NHS HANWYCC CCG	FD0049	THE SURGERY	32	72%	47%	25%	28%	0%
08D	NHS HANWYCC CCG	FD0052	THE SURGERY	+	+	+	+	+	0%
08D	NHS HANWYCC CCG	FD0059	THE SURGERY	20	70%	30%	40%	30%	0%
08D	NHS HANWYCC CCG	FD0060	WILVERDALE SURGERY	76	72%	36%	32%	32%	0%
08D	NHS HANWYCC CCG	FD0061	CHRISTCHURCH HALL SURGERY	45	80%	47%	13%	18%	2%
08D	NHS HANWYCC CCG	FD0063	DAVIDS AVENUE PRACTICE	91	82%	62%	21%	18%	1%
08D	NHS HANWYCC CCG	FD0064	STUART CRESCENT HEALTH CENTRE	31	85%	33%	38%	13%	0%
08D	NHS HANWYCC CCG	FD0065	STUART CRESCENT HEALTH CENTRE	32	75%	38%	38%	25%	0%
08D	NHS HANWYCC CCG	FD0066	ROXBOROUGH GREEN GROUP PRACTICE	181	80%	41%	17%	16%	0%
08D	NHS HANWYCC CCG	FD0067	MEDICAL CENTRE	13	77%	+	+	+	0%
08D	NHS HANWYCC CCG	FD0069	CHICKEN HALL ROAD SURGERY	61	68%	61%	29%	14%	0%
08D	NHS HANWYCC CCG	FD0071	11A HIGH ROAD	91	77%	50%	22%	21%	2%
08D	NHS HANWYCC CCG	FD0075	TOTTENHAM HALL CENTRE	81	68%	36%	30%	32%	0%
08D	NHS HANWYCC CCG	FD0078	1 LINDSEY ROAD	38	89%	32%	38%	+	0%
08D	NHS HANWYCC CCG	FD0078	THE SURGERY	15	+	+	+	+	0%
08D	NHS HANWYCC CCG	FD0082	THE SURGERY	20	80%	40%	40%	+	0%
08D	NHS HANWYCC CCG	FD0040	VERGEMORE HOUSE SURGERY	79	68%	48%	20%	29%	0%
08D	NHS HANWYCC CCG	FD0041	THE SURGERY	19	79%	47%	32%	26%	0%
08D	NHS HANWYCC CCG	FD0043	THE SURGERY	59	83%	36%	47%	17%	0%
08D	NHS HANWYCC CCG	FD0045	THE SURGERY	26	72%	36%	27%	29%	0%
08D	NHS HANWYCC CCG	FD0058	THE SURGERY	12	58%	+	+	+	0%
08D	NHS HANWYCC CCG	FD0060	THE SURGERY	14	67%	65%	12%	12%	0%
08D	NHS HANWYCC CCG	FD0065	THE SURGERY	21	71%	+	48%	29%	0%
08D	NHS HANWYCC CCG	FD0069	105 NE WEST GREEN ROAD	140	89%	47%	24%	14%	0%
08D	NHS HANWYCC CCG	FD0076	THE ALEXANDRA SURGERY	35	77%	46%	31%	23%	0%
08D	NHS HANWYCC CCG	FD0079	ALLENDALE HOUSE MED CENTRE	34	72%	40%	36%	24%	0%
08D	NHS HANWYCC CCG	FD0080	107 STYNOLD GREEN ROAD	36	79%	44%	+	+	0%
08D	NHS HANWYCC CCG	FD0088	BUTLAND HOUSE SURGERY	62	61%	37%	28%	35%	0%
08D	NHS HANWYCC CCG	FD0097	127 GREEN LANE	20	78%	40%	30%	30%	0%
08D	NHS HANWYCC CCG	FD0099	INDOORAYATE FARM HTX CTR.	40	67%	49%	21%	24%	10%
08D	NHS HANWYCC CCG	FD0705	107 PRUPP LANE	167	71%	37%	34%	28%	0%
08D	NHS HANWYCC CCG	FD0708	107 GREEN LANE	6	+	+	+	+	0%
08D	NHS HANWYCC CCG	FD0055	THE VINE PRACTICE	112	71%	54%	25%	20%	0%
08D	NHS HANWYCC CCG	FD0017	THE LAURELS MEDICAL PRACTICE	76	75%	28%	47%	20%	1%
08D	NHS HANWYCC CCG	FD0030	QUINTONWOOD PRACTICE	134	70%	41%	33%	13%	0%
08D	NHS HANWYCC CCG	FD0135	THE BRIDGE HOUSE SURGERY	95	82%	49%	31%	18%	0%
08D	NHS HANWYCC CCG	FD0136	CHETWYND FARM SURGERY	36	74%	45%	28%	28%	0%
08E	NHS HARROW CCG	08E0004	BEAUMONT HEALTH CENTRE	95	61%	34%	27%	33%	8%
08E	NHS HARROW CCG	08E0005	244 KINGSD ROAD	50	77%	48%	34%	22%	2%
08E	NHS HARROW CCG	08E0008	SHAPTON HOUSE MEDICAL CTR	114	80%	49%	30%	20%	0%
08E	NHS HARROW CCG	08E0009	THE MEDICAL CENTRE	164	61%	41%	38%	30%	0%
08E	NHS HARROW CCG	08E0014	BACON'S LANE SURGERY	61	63%	40%	25%	29%	0%
08E	NHS HARROW CCG	08E0018	1 STREETVIEW ROAD	79	75%	52%	23%	23%	0%
08E	NHS HARROW CCG	08E0022	ROXBOROUGH MEDICAL CENTRE	77	71%	40%	25%	25%	1%
08E	NHS HARROW CCG	08E0024	PINN MEDICAL CENTRE	203	78%	49%	29%	19%	0%
08E	NHS HARROW CCG	08E0030	KENYONWOOD MEDICAL CENTRE	130	74%	45%	28%	22%	1%
08E	NHS HARROW CCG	08E040	106 PINNER ROAD	17	60%	37%	23%	28%	25%
08E	NHS HARROW CCG	08E041	THE NORTHMOOR SURGERY	144	84%	44%	18%	14%	0%
08E	NHS HARROW CCG	08E053	HATCH END HEALTH CENTRE	30	37%	20%	+	37%	29%
08E	NHS HARROW CCG	08E057	THE STANMORE MEDICAL CTR	115	60%	42%	18%	28%	13%
08E	NHS HARROW CCG	08E058	UP STREET	218	67%	31%	47%	13%	0%
08E	NHS HARROW CCG	08E061	LOLLOTT HALL MEDICAL CTR.	126	68%	37%	29%	28%	0%
08E	NHS HARROW CCG	08E062	THE SMITHFIELD MEDICAL CENTRE	56	71%	36%	23%	25%	0%
08E	NHS HARROW CCG	08E064	CHARLTON ROAD MEDICAL CENTRE	22	68%	41%	27%	27%	0%
08E	NHS HARROW CCG	08E068	THE REDFORD SURGERY	180	78%	37%	22%	22%	19%
08E	NHS HARROW CCG	08E069	BEAUMONT HEALTH CENTRE	153	82%	52%	30%	18%	0%
08E	NHS HARROW CCG	08E070	PRINCE OF WALES MEDICAL CTR.	42	68%	41%	29%	17%	1%
08E	NHS HARROW CCG	08E075	HARNESS HARROW UP LEO HEALTH CENTRE	107	69%	41%	24%	30%	0%
08E	NHS HARROW CCG	08E081	THE BRISTON BRIDGE MED CTR	79	69%	29%	24%	14%	0%
08E	NHS HARROW CCG	08E086	THE MEDICAL CENTRE	40	75%	62%	17%	19%	1%
08E	NHS HARROW CCG	08E047	KENTON CLINIC	80	70%	46%	13%	23%	1%
08E	NHS HARROW CCG	08E051	24NN MEDICAL CENTRE	11	84%	+	+	+	0%
08E	NHS HARROW CCG	08E057	THE STANMORE SURGERY	51	61%	29%	32%	26%	13%
08E	NHS HARROW CCG	08E068	10PINN MEDICAL CENTRE	44	59%	32%	27%	30%	11%
08E	NHS HARROW CCG	08E063	KENTON BRIDGE MEDICAL CENTRE OR LEVY	71	61%	29%	34%	18%	0%
08E	NHS HARROW CCG	08E070	WAUW MEDICAL CENTRE	31	64%	30%	23%	27%	0%
08E	NHS HARROW CCG	08E076	WEASTSTONE LANE MEDICAL CENTRE	35	77%	20%	51%	17%	13%
08E	NHS HARROW CCG	08E080	HEADSTONE ROAD SURGERY	70	77%	43%	14%	14%	0%
08E	NHS HARROW CCG	08E082	SAFIA MEDICAL CENTRE	10	46%	44%	+	22%	32%
08E	NHS HARROW CCG	08E093	ST. PETER'S MEDICAL CTR.	120	73%	39%	23%	18%	0%
08E	NHS HARROW CCG	08E113	THE TETTERIDGE PRACTICE	43	80%	37%	21%	40%	0%
08E	NHS HARROW CCG	FD0002	166 COMBETS TAY ROAD	31	28%	+	+	28%	48%
08E	NHS HARROW CCG	FD0005	143 REDGROUNDE GARDENS	68	38%	22%	36%	17%	25%
08E	NHS HARROW CCG	FD0007	THE GREEN WOOD PRACTICE	112	47%	22%	20%	37%	21%
08E	NHS HARROW CCG	FD0008	MARSHDALES HEALTH CARE	126	29%	20%	24%	47%	24%
08E	NHS HARROW CCG	FD0009	NORTH STREET MEDICAL CARE	97	28%	23%	25%	47%	24%
08E	NHS HARROW CCG	FD0010	PETERFIELD SURGERY	80	28%	10%	38%	41%	31%
08E	NHS HARROW CCG	FD0011	MAUNWAY MEDICAL CENTRE	211	28%	21%	48		

Table 16 : Prevalence of breastfeeding at 6 to 8 weeks , by GP Practice, CCG, Area Team 2013/14 - Annual

Source: NHS England
Crown Copyright © 2014



Code	CCG Name	Code	GP Practice name	Number of infants due a check	Percentage of infants being breastfed (Total or partial)	Percentage of infants solely breastfed	Percentage of infants partially breastfed	Percentage of infants out of all no breast	Percentage of infants with no breast
00P	NHS Havering CCG	FE2566	The Surgery	43	78%	0%	4%	4%	17%
00P	NHS Havering CCG	FE2670	WANDC HILL HEALTH CENTRE	49	45%	24%	20%	13%	22%
00P	NHS Havering CCG	FE2671	57 ST PATRICK ROAD	44	77%	0%	+	30%	20%
00P	NHS Havering CCG	FE2674	CHANNAM HEALTH CENTRE	55	44%	25%	15%	13%	20%
00P	NHS Havering CCG	FE2675	THE MEDICAL CENTRE	45	44%	1%	10%	20%	1%
00P	NHS Havering CCG	FE2686	CHANDWELL HEALTH CENTRE	73	+	+	+	+	50%
00P	NHS Havering CCG	FE2744	SOUTH HORNCHURCH CLINIC	39	10%	+	+	64%	21%
00P	NHS Havering CCG	Y02312	THE ROSEBAY SURGERY	73	20%	23%	+	+	48%
00P	NHS Havering CCG	Y02373	MARCO WOOD PRACTICE	73	21%	13%	+	+	25%
00P	NHS HILLINGDON CCG	EB0001	THE HAZARDWOOD SURGERY	114	15%	15%	14%	15%	0%
00P	NHS HILLINGDON CCG	EB0003	KINGSWAY SURGERY	83	79%	40%	35%	21%	0%
00P	NHS HILLINGDON CCG	EB0004	NEW MEDICAL CENTRE	147	44%	30%	16%	14%	0%
00P	NHS HILLINGDON CCG	EB0005	THE ORCHARD MEDICAL CENTRE	66	65%	41%	21%	18%	0%
00P	NHS HILLINGDON CCG	EB0006	THE SHROVING LODGE PRACTICE	86	36%	10%	10%	30%	0%
00P	NHS HILLINGDON CCG	EB0007	HAREFIELD HEALTH CENTRE	142	41%	27%	15%	19%	0%
00P	NHS HILLINGDON CCG	EB0009	THE HAMMERS MEDICAL CTR	160	63%	47%	13%	40%	0%
00P	NHS HILLINGDON CCG	EB0010	THE FAMILY PRACTICE	231	58%	30%	24%	41%	1%
00P	NHS HILLINGDON CCG	EB0011	1 OXFORD DRIVE	93	56%	40%	11%	43%	1%
00P	NHS HILLINGDON CCG	EB0012	THE MEDICAL CENTRE	131	61%	39%	+	35%	0%
00P	NHS HILLINGDON CCG	EB0014	THE COXONS MEDICAL CENTRE	43	48%	35%	+	10%	0%
00P	NHS HILLINGDON CCG	EB0015	SHROVING HEALTH CENTRE	212	68%	39%	20%	42%	4%
00P	NHS HILLINGDON CCG	EB0016	THE FINE MEDICAL CTR	46	65%	24%	41%	35%	0%
00P	NHS HILLINGDON CCG	EB0017	57 OLD STATION ROAD	171	71%	30%	37%	10%	1%
00P	NHS HILLINGDON CCG	EB0018	TOWNFIELD DOCTORS SURGERY	146	69%	26%	34%	39%	1%
00P	NHS HILLINGDON CCG	EB0019	THE HAMMERS MEDICAL CENTRE	120	67%	12%	23%	20%	0%
00P	NHS HILLINGDON CCG	EB0020	1-2 READING COURT	99	68%	32%	25%	12%	0%
00P	NHS HILLINGDON CCG	EB0022	THE ANTOURIST PRACTICE	71	72%	24%	21%	24%	0%
00P	NHS HILLINGDON CCG	EB0024	KING EDWARDS MEDICAL CTR	53	62%	47%	15%	30%	2%
00P	NHS HILLINGDON CCG	EB0026	THE PARKWAY SURGERY	28	75%	21%	34%	25%	0%
00P	NHS HILLINGDON CCG	EB0027	OTTERFIELD MEDICAL CENTRE	104	45%	25%	21%	14%	0%
00P	NHS HILLINGDON CCG	EB0028	1 EASTBURY ROAD	58	72%	50%	22%	20%	0%
00P	NHS HILLINGDON CCG	EB0029	THE CEASAR MEDICAL CENTRE	166	25%	25%	45%	20%	0%
00P	NHS HILLINGDON CCG	EB0030	BURNLS MEDICAL CENTRE	47	70%	51%	19%	20%	0%
00P	NHS HILLINGDON CCG	EB0031	12 MARLBOROUGH MEDICAL CTR	48	67%	33%	33%	13%	0%
00P	NHS HILLINGDON CCG	EB0034	CHURCH ROAD SURGERY	24	67%	33%	33%	13%	0%
00P	NHS HILLINGDON CCG	EB0036	HILLINGDON HEALTH CENTRE	89	67%	40%	19%	30%	0%
00P	NHS HILLINGDON CCG	EB0038	GLENDALE HOUSE SURGERY	113	68%	40%	23%	32%	0%
00P	NHS HILLINGDON CCG	EB0041	NORTHWOOD HEALTH CENTRE	54	67%	40%	26%	24%	0%
00P	NHS HILLINGDON CCG	EB0042	THE HIGH STREET PRACTICE	127	56%	35%	21%	44%	0%
00P	NHS HILLINGDON CCG	EB0045	22 LADGATE LANE	15	49%	+	+	60%	0%
00P	NHS HILLINGDON CCG	EB0048	37 NORTH VIEW ROAD	40	77%	20%	12%	23%	0%
00P	NHS HILLINGDON CCG	EB0050	THE WILLOW TREE SURGERY	17	63%	28%	35%	33%	4%
00P	NHS HILLINGDON CCG	EB0052	SHARPSHARP HEALTH CENTRE	84	74%	41%	11%	41%	0%
00P	NHS HILLINGDON CCG	EB0055	700 FELD FLD ROAD	30	67%	43%	23%	32%	0%
00P	NHS HILLINGDON CCG	EB0058	CARBONATE	99	67%	40%	27%	40%	0%
00P	NHS HILLINGDON CCG	EB0059	WALLASEY MEDICAL CENTRE	28	71%	54%	+	29%	0%
00P	NHS HILLINGDON CCG	EB0060	WEST LONDON MEDICAL CENTRE	83	67%	39%	28%	10%	0%
00P	NHS HILLINGDON CCG	EB0022	205 STATION ROAD	34	67%	33%	33%	13%	0%
00P	NHS HILLINGDON CCG	EB0043	FINCHLEY DOCTORS SURGERY	57	77%	24%	23%	23%	0%
00P	NHS HILLINGDON CCG	EB0026	THE MEDICAL CENTRE	101	59%	40%	20%	41%	0%
00P	NHS HILLINGDON CCG	EB0029	27 WALWAT WAY	15	58%	38%	21%	42%	0%
00P	NHS HILLINGDON CCG	EB0032	ACORN MEDICAL CENTRE	45	65%	43%	17%	10%	0%
00P	NHS HILLINGDON CCG	EB0035	DR HAWING SURGERY	29	66%	19%	21%	34%	0%
00P	NHS HILLINGDON CCG	EB0037	HEATHROW MEDICAL CENTRE	43	21%	21%	32%	21%	0%
00P	NHS HILLINGDON CCG	EB0040	SOUTHCOOTE CLINIC	58	66%	41%	24%	24%	0%
00P	NHS HILLINGDON CCG	Y02313	DECHAMPS MEDICAL PRACTICE CTR	101	10%	40%	30%	10%	0%
00P	NHS HILLINGDON CCG	Y02312	HAVES TOWN MEDICAL CTR	211	69%	36%	32%	30%	1%
00P	NHS HILLINGDON CCG	Y02312	THE GROUP PRACTICE AT RIVER PLACE	111	71%	30%	17%	11%	0%
00P	NHS HILLINGDON CCG	FE0004	ARCHWAY PRIMARY CARE TEAM	50	74%	54%	26%	+	18%
00P	NHS HILLINGDON CCG	FE0007	ROMAN WAY MEDICAL CENTRE	41	69%	46%	23%	22%	0%
00P	NHS HILLINGDON CCG	FE0008	DOODINGSGR GROUP PRACTICE	105	65%	41%	24%	13%	22%
00P	NHS HILLINGDON CCG	FE0010	SLINGTON CENTRAL MEDICAL CENTRE	182	71%	58%	13%	11%	18%
00P	NHS HILLINGDON CCG	FE0012	SLINGTON AVALON GROUP PRACTICE	79	71%	+	20%	10%	0%
00P	NHS HILLINGDON CCG	FE0013	THE WILLOW HALL MEDICAL CLINIC	+	69%	13%	19%	10%	21%
00P	NHS HILLINGDON CCG	FE0015	ST. JAMES WAY MEDICAL CENTRE	107	69%	30%	25%	10%	10%
00P	NHS HILLINGDON CCG	FE0021	STICHOE STREET GROUP PRACTICE	121	69%	30%	25%	10%	10%
00P	NHS HILLINGDON CCG	FE0027	THE FAMILY PRACTICE	58	70%	40%	30%	+	21%
00P	NHS HILLINGDON CCG	FE0031	KINGSTON MEDICAL PRACTICE	14	80%	+	+	+	21%
00P	NHS HILLINGDON CCG	FE0032	17 PETER'S STREET MEDICAL CENTRE	108	77%	10%	10%	10%	0%
00P	NHS HILLINGDON CCG	FE0033	BINGFIELD PRIMARY CARE CENTRE	17	77%	47%	+	+	18%
00P	NHS HILLINGDON CCG	FE0034	NEW BURY HEALTH CENTRE	8	+	+	+	+	0%
00P	NHS HILLINGDON CCG	FE0039	THE RISE GROUP PRACTICE	52	75%	48%	27%	+	17%
00P	NHS HILLINGDON CCG	FE0045	THE MILLER PRACTICE	101	77%	62%	14%	+	10%
00P	NHS HILLINGDON CCG	FE0051	DR BIL & PARTNER	41	68%	41%	+	20%	1%
00P	NHS HILLINGDON CCG	FE0053	MEDWAY MEDICAL CENTRE	57	75%	60%	16%	+	14%
00P	NHS HILLINGDON CCG	FE0056	MATCHESTER ROAD SURGERY	46	75%	40%	38%	10%	0%
00P	NHS HILLINGDON CCG	FE0060	THE HEALTH TEAM	54	72%	50%	22%	11%	17%
00P	NHS HILLINGDON CCG	FE0063	BULEY STREET HEALTH CENTRE	109	64%	49%	20%	13%	1%
00P	NHS HILLINGDON CCG	FE0064	CITY ROAD MEDICAL CENTRE	56	70%	50%	20%	20%	11%
00P	NHS HILLINGDON CCG	FE0064	CLARENCE MEDICAL PRACTICE	70	64%	25%	14%	10%	1%
00P	NHS HILLINGDON CCG	FE0060	WEDMORE GARDENS SURGERY	+	+	+	+	+	18%
00P	NHS HILLINGDON CCG	FE0046	SOUTHCOOTE PARK PRACTICE	45	60%	+	+	+	0%
00P	NHS HILLINGDON CCG	FE0012	THE VILLAGE PRACTICE	119	72%	55%	17%	10%	12%
00P	NHS HILLINGDON CCG	FE0060	HIGHBURY GRANGE HEALTH CENTRE	122	78%	51%	27%	10%	12%
00P	NHS HILLINGDON CCG	FE0064	THE VILLAGE PRACTICE	51	78%	54%	20%	10%	12%
00P	NHS HILLINGDON CCG	FE0066	THE ANDROS MEDICAL CENTRE	69	68%	38%	30%	14%	17%
00P	NHS HILLINGDON CCG	FE0071	THE BARNHART PRACTICE	29	67%	40%	24%	10%	0%
00P	NHS HILLINGDON CCG	FE0073	THE MEDICAL CENTRE	44	64%	41%	23%	14%	23%
00P	NHS HILLINGDON CCG	FE0074	THE TUBELL PARK SURGERY	21	62%	42%	+	+	10%
00P	NHS HILLINGDON CCG	FE0078	PINE STREET MEDICAL PRACTICE	24	42%	20%	+	30%	8%
00P	NHS HILLINGDON CCG	FE0080	SOBELL MEDICAL CENTRE	38	64%	38%	25%	+	10%
00P	NHS HILLINGDON CCG	FE0081	PARTNERSHIP PRIMARY CARE CENTRE	20	69%	40%	+	+	25%
00P	NHS HILLINGDON CCG	FE0086	STONAGE GREEN MEDICAL CENTRE	34	71%	40%	21%	+	17%
00P	NHS HILLINGDON CCG	Y02306	HANLEY PRIMARY CARE CENTRE	89	74%	56%	18%	12%	13%
00P	NHS KINGSTON CCG	HK0010	CANBURY MEDICAL CENTRE	102	80%	56%	21%	20%	0%
00P	NHS KINGSTON CCG	HK0015	BRANDRECK SURGERY	82	80%	56%	13%	22%	0%
00P	NHS KINGSTON CCG	HK0016	THE DEVOTES MEDICAL CENTRE	146	80%	60%	23%	10%	2%
00P	NHS KINGSTON CCG	HK0019	KIMBLE MEDICAL PRACTICE	169	80%	60%	23%	10%	2%
00P	NHS KINGSTON CCG	HK0025	HOCK SURGERY	95	55%	35%	20%	44%	1%
00P	NHS KINGSTON CCG	HK0027	THE CHURCHILL MED CTR	271	61%	31%	20%	17%	2%
00P	NHS KINGSTON CCG	HK0030	CENTRAL SURGERY	147	84%	51%	15%	10%	0%
00P	NHS KINGSTON CCG	HK0033	17 ALBANY MEDICAL CENTRE	52	79%	51%	17%	10%	1%
00P	NHS KINGSTON CCG	HK0034	THE ORCHARD PRACTICE	77	55%	38%	17%	44%	1%
00P	NHS KINGSTON CCG	HK0037	DEARWOOD CORNER SURGERY	127	86%	58%	14%	12%	2%
00P	NHS KINGSTON CCG	HK0039	MAYPOLE SURGERY	+	+	+	+	+	20%
00P	NHS KINGSTON CCG	HK0050	CRESTEDON PARK SURGERY	60	82%	50%	22%	40%	4%
00P	NHS KINGSTON CCG	HK0051	TOULSLAND SURGERY	62	81%	47%	14%	18%	0%
00P	NHS KINGSTON CCG	HK0053	BERYLHAMS SURGERY	37	81%	54%	27%	10%	2%
00P	NHS KINGSTON CCG	HK0054	A. A. RED LION ROAD	38	79%	41%	18%	21%	0%
00P	NHS KINGSTON CCG	HK0058	ENGLENDOWE SURGERY	49	52%	31%	22%	47%	0%
00P	NHS KINGSTON CCG	HK0061	KINGSTON HEALTH CENTRE	37	67%	40%	20%	10%	7%
00P	NHS KINGSTON CCG	HK0062	LANGLEY MEDICAL PRACTICE	107	84%	59%	25%	10%	0%
00P	NHS KINGSTON CCG	HK0067	NEW LANGLEY HEALTH CENTRE	33	67%	40%	20%	10%	0%
00P	NHS KINGSTON CCG	HK0068	SUNWAY SURGERY	34	62%	50%	+	38%	0%
00P	NHS KINGSTON CCG	HK0069	CLARENCE MEDICAL CENTRE	148	86%	60%	14%	10%	0%
00P	NHS KINGSTON CCG	HK0069	THE VILLAGE SURGERY	35	77%	60%	17%	20%	2%
00P	NHS KINGSTON CCG	HK0071	MARAGE DRIVE SURGERY	173	86%	60%	20%	11%	0%
00P	NHS KINGSTON CCG	HK0077	THE MEDICAL UNIT	10	+	+	+	60%	0%
00P	NHS KINGSTON CCG	HK0055	WEST BARNES SURGERY	60	80%	58%	21%	17%	0%
00P	NHS KINGSTON CCG	Y02379	TODDERS DRIVE SURGERY	32	74%	41%	+	41%	0%
00P	NHS KINGSTON CCG	Y02304	GOBBY HILL CLINIC	28	68%	40%	21%	21%	11%
00P	NHS LAMBERTH CCG	GL0002	STRETCHAM HIGH PRACTICE	230	75%	47%	34%	18%	4%
00P	NHS LAMBERTH CCG	GL0010	THE MANOR HEALTH CENTRE	82	81%	63%	19%	+	4%
00P	NHS LAMBERTH CCG	GL0011	THE CAPTAIN'S FAMILY PRACTICE	173	62%	42%	20%	10%	1%
00P	NHS LAMBERTH CCG	GL0014	STRETCHAM COMMON GRP PRACTICE	157	78%	40%	29%	23%	1%
00P	NHS LAMBERTH CCG	GL0016	WERN HILL GROUP PRACTICE	218	68%	40%	20%	10%	1%
00P	NHS LAMBERTH CCG	GL0021	THE SURGERY	61	79%	38%	41%	20%	2%
00P	NHS LAMBERTH CCG	GL0022	CHORLEY HILL MEDICAL CENTRE	101	71%	46%	21%	20%	12%
00P	NHS LAMBERTH CCG	GL0025	BRAYTON HILL GROUP PRACTICE	118	80%	64%	16%	10%	4%
00P	NHS LAMBERTH CCG	GL0028	STOCKWELL GROUP PRACTICE	106	80%	40%	41%	15%	1%
00P	NHS LAMBERTH CCG	GL0039	FRATON GREEN GRP PRACTICE	114	80%	40%	20%	13%	1%
00P	NHS LAMBERTH CCG	GL0041	HAJAC ROAD SURGERY	95	80%	47%	33%	15%	1%
00P	NHS LAMBERTH CCG	GL0044	159 HILLY ROAD	62	80%	47%	33%	15%	1%
00P	NHS LAMBERTH CCG	GL0045	THE WETHERINGTON GROUP PRACTICE	95	87%	56%	32%	8%	4%
00P	NHS LAMBERTH CCG	GL0047	LEE HENSLY HILL	15	75%	51%	23%	20%	4%
00P	NHS LAMBERTH CCG	GL0053	HURLEY CLINIC	152	89%	51%	38%	10%	1%
00P	NHS LAMBERTH CCG	GL0054	LAMBERTH WALK GROUP PRACTICE	70	84%	40%	34%	10%	4%
00P	NHS LAMBERTH CCG	GL0073	VASSALL MEDICAL CTR	79	84%	40%	38%	10%	1%

Table 16 - Prevalence of breastfeeding at 6 to 8 weeks - by GP Practice, CCG, Area Team 2013/14 - Annual

Source: NHS England
Crown Copyright © 2014



England									
Code	CCG Name	Code	GP Practice name	Number of infants due a check	Percentage of infants being breastfed (Total or partial)	Percentage of infants totally breastfed	Percentage of infants partially breastfed	Percentage of infants who are not breastfed	Percentage of infants with no known status
08K	NHS LAMBERT CCG	G01873	SPRINGFIELD MEDICAL CENTRE	84	83%	54%	30%	12%	5%
08K	NHS LAMBERT CCG	G01874	GRANTON SQUARE SURGERY	39	77%	10%	18%	18%	7%
08K	NHS LAMBERT CCG	G01877	BAILEY GARDENS FAMILY PRACTICE	1	-	-	-	-	100%
08K	NHS LAMBERT CCG	G01882	31 PRENTIS ROAD	25	88%	40%	48%	-	0%
08K	NHS LAMBERT CCG	G01890	RENE HILL ROAD MED PRACT	92	87%	37%	48%	-	0%
08K	NHS LAMBERT CCG	G01895	NEEDHAM MEDICAL PRACTICE	38	79%	37%	39%	10%	0%
08K	NHS LAMBERT CCG	G01906	THE REDWOODS SURGERY	90	80%	60%	38%	2%	0%
08K	NHS LAMBERT CCG	G01908	THE CAPTAIN MANOR MTC CTR	129	71%	32%	22%	20%	0%
08K	NHS LAMBERT CCG	G01924	10TH CAVEL PRACTICE	104	71%	48%	27%	15%	0%
08K	NHS LAMBERT CCG	G01929	THE GARDENIA CENTRE	44	84%	59%	25%	-	0%
08K	NHS LAMBERT CCG	G01962	WINDSIDE MEDICAL PRACTICE	70	67%	47%	11%	20%	1%
08K	NHS LAMBERT CCG	G01963	47 NEWINGTON ST PAVILION	14	82%	43%	38%	14%	0%
08L	NHS LEWISHAM CCG	G01903	THE SURGERY	13	69%	43%	23%	23%	11%
08L	NHS LEWISHAM CCG	G01904	ARMER HEALTH CENTRE	256	69%	28%	12%	10%	0%
08L	NHS LEWISHAM CCG	G01905	57H LEWISHAM GIP PRACTICE	168	69%	37%	23%	38%	2%
08L	NHS LEWISHAM CCG	G01908	WIMBORNE SURGERY	54	74%	44%	24%	2%	0%
08L	NHS LEWISHAM CCG	G01915	THE QUEENS ROAD P/SHOP	127	79%	43%	38%	17%	1%
08L	NHS LEWISHAM CCG	G01920	WINDSOR MEDICAL CENTRE	47	69%	34%	32%	23%	11%
08L	NHS LEWISHAM CCG	G01923	88 LEE ROAD	129	71%	38%	18%	22%	0%
08L	NHS LEWISHAM CCG	G01924	DR PLATTMAN & PARTNERS	273	69%	41%	28%	20%	0%
08L	NHS LEWISHAM CCG	G01926	CUTLER HILL MEDICAL CTR	50	72%	34%	38%	20%	2%
08L	NHS LEWISHAM CCG	G01927	THE MANOR PRACTICE	68	71%	43%	28%	23%	0%
08L	NHS LEWISHAM CCG	G01932	THE TERNBORO ROAD PRACTICE	148	73%	47%	32%	24%	1%
08L	NHS LEWISHAM CCG	G01935	WIMBORNE HILL SURGERY	143	69%	43%	27%	19%	12%
08L	NHS LEWISHAM CCG	G01939	BAILEY ROAD MEDICAL CTR	54	69%	40%	29%	2%	0%
08L	NHS LEWISHAM CCG	G01938	ST JOHN'S MEDICAL CENTRE	201	79%	44%	25%	15%	0%
08L	NHS LEWISHAM CCG	G01940	32 LEE ROAD	147	69%	40%	17%	8%	20%
08L	NHS LEWISHAM CCG	G01946	THE BRICKLEY ROAD SURGERY	76	80%	50%	32%	17%	1%
08L	NHS LEWISHAM CCG	G01955	WILEY FIELDS MEDICAL CTR	164	88%	57%	31%	10%	2%
08L	NHS LEWISHAM CCG	G01957	CONNAH MEDICAL PRACTICE	133	52%	28%	24%	48%	0%
08L	NHS LEWISHAM CCG	G01961	WOODSTONE MEDICAL CENTER	101	73%	47%	32%	25%	2%
08L	NHS LEWISHAM CCG	G01976	NEW CROSS HEALTH CENTRE	13	70%	47%	32%	-	11%
08L	NHS LEWISHAM CCG	G01985	STERNHAM SURGERY	47	70%	34%	30%	21%	0%
08L	NHS LEWISHAM CCG	G01986	GENCO MEDICAL CENTRE	118	69%	38%	30%	2%	0%
08L	NHS LEWISHAM CCG	G01989	HONOR OAK HEALTH CENTRE	152	75%	50%	25%	18%	7%
08L	NHS LEWISHAM CCG	G01999	120 BARNES ROAD	12	-	51%	-	-	7%
08L	NHS LEWISHAM CCG	G01934	12 CHIMBORCK ROAD	138	57%	35%	22%	17%	0%
08L	NHS LEWISHAM CCG	G01936	THE SURGERY	97	61%	36%	23%	-	0%
08L	NHS LEWISHAM CCG	G01914	WELLS PARK SURGERY	101	73%	47%	28%	19%	0%
08L	NHS LEWISHAM CCG	G01920	FRANKS GROUP PRACTICE	63	69%	35%	34%	29%	2%
08L	NHS LEWISHAM CCG	G01922	FINCH VIEW SURGERY	50	71%	40%	22%	-	0%
08L	NHS LEWISHAM CCG	G01924	THE BULLINGHAM GREEN SURG	86	69%	37%	35%	15%	1%
08L	NHS LEWISHAM CCG	G01933	ROBERT GREEN GROUP PRACTICES	280	71%	37%	32%	12%	1%
08L	NHS LEWISHAM CCG	G01936	THE VAL MEDICAL CENTRE	158	74%	44%	30%	24%	0%
08L	NHS LEWISHAM CCG	G01938	ANDERHAM VASE TRAINING PRACTICE	140	69%	35%	25%	4%	0%
08L	NHS LEWISHAM CCG	G01935	10 MABLEBURY ROAD	31	81%	45%	25%	19%	0%
08L	NHS LEWISHAM CCG	G01911	ARMAR SURGERY	43	69%	31%	23%	-	100%
08L	NHS LEWISHAM CCG	G01936	GARDEN FAMILY PRACTICE	74	54%	30%	24%	41%	0%
08L	NHS LEWISHAM CCG	G01937	WINDSOR HEALTH CENTRE	201	67%	33%	27%	2%	0%
08L	NHS LEWISHAM CCG	G01922	WOODLANDS HEALTH CENTRE	157	69%	42%	27%	23%	0%
08L	NHS LEWISHAM CCG	G01927	ST JOHN'S HEALTH CENTRE	124	71%	44%	27%	23%	0%
08L	NHS LEWISHAM CCG	G01978	LEFFORDS PRACTICE	18	84%	30%	64%	-	0%
08L	NHS LEWISHAM CCG	G01957	LEWISHAM ST WALKIN IN CENTRE NEW CROSS	74	77%	41%	35%	19%	0%
08L	NHS NEWHAM CCG	FR0004	MARKET STREET HEALTH CPM	125	65%	23%	42%	33%	0%
08L	NHS NEWHAM CCG	FR0006	SHREVEPORT ROAD SURGERY	100	73%	24%	31%	23%	2%
08L	NHS NEWHAM CCG	FR0009	STATIONERS SQUARE SURGERY	130	69%	34%	23%	14%	0%
08L	NHS NEWHAM CCG	FR0010	ST BARTHOLOMEW'S SURGERY	136	71%	25%	46%	25%	0%
08L	NHS NEWHAM CCG	FR0014	LYONS LANE MEDICAL CENTRE	16	-	-	-	-	100%
08M	NHS NEWHAM CCG	FR0017	STAN LANE MEDICAL CENTRE	156	64%	27%	37%	29%	0%
08M	NHS NEWHAM CCG	FR0022	STATIONERS HEALTH CENTRE	12	-	-	-	-	100%
08M	NHS NEWHAM CCG	FR0032	34 BARNING ROAD	10	-	-	-	-	100%
08M	NHS NEWHAM CCG	FR0047	CUSTOM HOUSE SURGERY	96	61%	30%	31%	23%	10%
08M	NHS NEWHAM CCG	FR0050	ROOTH MEDICAL CENTRE (GROUND FLOOR)	121	67%	26%	46%	20%	7%
08M	NHS NEWHAM CCG	FR0052	EDGE LODGE	65	40%	20%	25%	20%	20%
08M	NHS NEWHAM CCG	FR0053	GREENGATE MEDICAL CENTRE	12	-	-	-	-	100%
08M	NHS NEWHAM CCG	FR0070	27 BURGESS ROAD	15	69%	25%	43%	20%	0%
08M	NHS NEWHAM CCG	FR0074	WIDEGORPETH HEALTH CENTRE	61	70%	31%	35%	11%	1%
08M	NHS NEWHAM CCG	FR0077	WICKMAGE LANE HEALTH CENTRE	97	69%	23%	46%	30%	1%
08M	NHS NEWHAM CCG	FR0086	LYONS LANE HEALTH CENTRE	40	69%	33%	35%	10%	0%
08M	NHS NEWHAM CCG	FR0088	152 PLAYGATE ROAD	20	89%	-	40%	-	20%
08M	NHS NEWHAM CCG	FR0089	188 BARNING ROAD	10	89%	-	40%	-	100%
08M	NHS NEWHAM CCG	FR0091	31 GLAISTONE AVENUE	55	71%	20%	51%	20%	0%
08M	NHS NEWHAM CCG	FR0092	GLENN ROAD MEDICAL CENTRE	78	76%	31%	45%	22%	0%
08M	NHS NEWHAM CCG	FR0093	COLLIERIE HEALTH CENTRE	212	67%	31%	26%	40%	1%
08M	NHS NEWHAM CCG	FR0097	CLAREMONT CLINIC	88	69%	20%	40%	31%	0%
08M	NHS NEWHAM CCG	FR0111	ABNEY ROAD HEALTH CENTRE	89	69%	21%	45%	28%	0%
08M	NHS NEWHAM CCG	FR0121	THE CENTRE	43	-	-	-	-	80%
08M	NHS NEWHAM CCG	FR0124	COMMUNITY SURGERY	14	-	-	-	-	100%
08M	NHS NEWHAM CCG	FR0031	LONG LUTER HEALTH CENTRE	39	69%	10%	-	-	31%
08M	NHS NEWHAM CCG	FR0043	BRECHING ROAD MED CENTRE	10	-	-	-	-	100%
08M	NHS NEWHAM CCG	FR0042	UNION MEDICAL PRACTICE - DR R K SINHA - LA LUGO	11	-	-	-	-	100%
08M	NHS NEWHAM CCG	FR0057	179 LAMBDA ROAD	12	-	-	-	-	100%
08M	NHS NEWHAM CCG	FR0058	SANGAM SURGERY	53	81%	38%	43%	15%	0%
08M	NHS NEWHAM CCG	FR0060	2 JEFFORD ROAD	25	50%	-	30%	28%	20%
08M	NHS NEWHAM CCG	FR0061	60 COMPTON STREET	6	-	-	-	-	100%
08M	NHS NEWHAM CCG	FR0066	THE RAZ MEDICAL PRACTICE	23	40%	30%	-	43%	13%
08M	NHS NEWHAM CCG	FR0069	NEWHAM MEDICAL CENTRE	20	-	-	-	-	100%
08M	NHS NEWHAM CCG	FR0070	45 WESTBURY ROAD	58	69%	21%	45%	13%	0%
08M	NHS NEWHAM CCG	FR0071	KATHERINE ROAD MED CTR	1	-	-	-	-	100%
08M	NHS NEWHAM CCG	FR0072	151 LEYFORDSTONE ROAD	10	-	-	-	-	50%
08M	NHS NEWHAM CCG	FR0073	12 DAE ROAD	21	67%	40%	29%	1%	0%
08M	NHS NEWHAM CCG	FR0077	EAST END MEDICAL CENTRE	69	74%	28%	46%	20%	1%
08M	NHS NEWHAM CCG	FR0079	30 UPRER ROAD	30	74%	30%	51%	-	23%
08M	NHS NEWHAM CCG	FR0081	BAUHAUS ST HEALTH CENTRE	74	62%	18%	45%	28%	1%
08M	NHS NEWHAM CCG	FR0089	STATIONERS MEDICAL CENTRE	6	-	-	-	-	100%
08M	NHS NEWHAM CCG	FR0090	50C HEALTHCARE 1	1	-	-	-	-	100%
08M	NHS NEWHAM CCG	FR0096	LYONS LUTER HEALTH CENTRE	24	46%	25%	-	23%	20%
08M	NHS NEWHAM CCG	FR0098	144 PRINCE REGENT LANE	8	-	-	-	-	100%
08M	NHS NEWHAM CCG	FR0113	EAST HAM MEDICAL CENTRE	34	47%	-	32%	47%	0%
08M	NHS NEWHAM CCG	FR0127	ROYAL DOCKS MEDICAL CTR	88	69%	17%	28%	23%	0%
08M	NHS NEWHAM CCG	FR0124	WIDEGORPETH MED PRACTICE	144	68%	15%	37%	28%	0%
08M	NHS NEWHAM CCG	FR0127	17 DUFFORD ROAD	10	-	-	-	-	100%
08M	NHS NEWHAM CCG	FR0129	THE SURGERY	10	-	-	-	-	100%
08M	NHS NEWHAM CCG	FR0130	THE SURGERY	39	64%	27%	37%	34%	2%
08M	NHS NEWHAM CCG	FR0134	162 SOLELYN ROAD	69	77%	20%	57%	19%	0%
08M	NHS NEWHAM CCG	FR0137	THE AGAD PRACTICE	51	64%	-	35%	-	42%
08M	NHS NEWHAM CCG	FR0139	26 HIGH STREET NORTH	68	11%	32%	15%	-	42%
08M	NHS NEWHAM CCG	FR0140	THE CENTRE MANOR PARK	45	73%	15%	30%	-	17%
08M	NHS NEWHAM CCG	FR0161	17A KATHERINE ROAD	19	69%	-	47%	-	11%
08M	NHS NEWHAM CCG	FR0162	THE SUMMIT MEDICAL PRACTICE	-	-	-	-	-	50%
08M	NHS NEWHAM CCG	FR0169	CARTERS COMMUNITY CTR	96	57%	33%	24%	17%	0%
08M	NHS NEWHAM CCG	FR0162	WICKMAGE LANE TRANSITIONAL TEAM	25	80%	28%	52%	-	0%
08M	NHS NEWHAM CCG	G01923	50C	8	-	-	-	-	100%
08M	NHS NEWHAM CCG	G01928	THE PRACTICE ALBERT ROAD	29	-	-	-	-	79%
08M	NHS REDBRIDGE CCG	G01971	LIBERTY BRIDGE ROAD PRACTICE	1	-	-	-	-	100%
08M	NHS REDBRIDGE CCG	FR0007	THE FOREST EDGE PRACTICE	147	42%	24%	38%	12%	7%
08M	NHS REDBRIDGE CCG	FR0008	LYONS LUTER HEALTH CENTRE	127	71%	37%	34%	24%	1%
08M	NHS REDBRIDGE CCG	FR0009	THE PALMS MEDICAL CENTRE	79	56%	20%	27%	34%	10%
08M	NHS REDBRIDGE CCG	FR0010	KULLINGS CROSS MED. CTR.	171	70%	35%	35%	19%	11%
08M	NHS REDBRIDGE CCG	FR0012	HYGAL	141	57%	21%	27%	16%	0%
08M	NHS REDBRIDGE CCG	FR0013	THE BROADWAY SURGERY	104	63%	38%	28%	25%	12%
08M	NHS REDBRIDGE CCG	FR0020	1 GERRARD AVENUE	85	64%	41%	23%	20%	11%
08M	NHS REDBRIDGE CCG	FR0022	ALFORD MEDICAL CENTRE	142	62%	30%	32%	14%	0%
08M	NHS REDBRIDGE CCG	FR0023	THE FARGHVEN PRACTICE	127	77%	61%	17%	14%	0%
08M	NHS REDBRIDGE CCG	FR0025	OWA TREE MEDICAL CENTRE	228	58%	22%	34%	34%	10%
08M	NHS REDBRIDGE CCG	FR0026	25 CHANDLER HEALTH LANE	200	59%	24%	32%	28%	17%
08M	NHS REDBRIDGE CCG	FR0032	WANDLEND PLACE SURGERY	158	67%	31%	31%	23%	10%
08M	NHS REDBRIDGE CCG	FR0034							

Table 16 : Prevalence of breastfeeding at 6 to 8 weeks , by GP Practice, CCG, Area Team 2013/14 - Annual

Source: NHS England
Crown Copyright © 2014



England									
CCG Code	CCG Name	Code	GP Practice name	Number of infants due a check	Percentage of infants being breastfed (Total or partial)	Percentage of infants with infants solely breastfed	Percentage of infants with infants partially breastfed	Percentage of infants with infants at all	Percentage of infants with infants no breast status
Q0N	NHS RICHMOND CCG	Y02818	4 GRANGEVILLE ROAD	82	80%	90%	28%	12%	2%
Q0N	NHS RICHMOND CCG	Y02887	THE PRACTICE LONDON	363	68%	29%	43%	27%	5%
Q0N	NHS RICHMOND CCG	Y04802	THE PARK ROAD SURGERY	167	97%	40%	36%	23%	30%
Q0P	NHS RICHMOND CCG	Y04205	36 PADDOA AVENUE	126	8%	0%	*	5%	87%
Q0P	NHS RICHMOND CCG	Y04800	GREEN LANE HEALTH CENTRE	169	-	-	-	-	0%
Q0P	NHS RICHMOND CCG	Y04007	THE ACONIT GROUP PRACTICE	107	42%	32%	10%	10%	42%
Q0P	NHS RICHMOND CCG	Y04812	27 JOHN'S HEALTH CENTRE	120	*	*	*	*	94%
Q0P	NHS RICHMOND CCG	Y04814	37 PHAROS ROAD	87	-	-	-	-	100%
Q0P	NHS RICHMOND CCG	Y04817	27 MARJORIE HOUSE SURGERY	149	-	-	-	-	100%
Q0P	NHS RICHMOND CCG	Y04818	71 BRIDGES LANE	43	28%	19%	*	*	60%
Q0P	NHS RICHMOND CCG	Y04813	1333 EIDER HOUSE	145	-	-	-	-	100%
Q0P	NHS RICHMOND CCG	Y04811	14361 LARLEY HOUSE	74	24%	14%	11%	14%	62%
Q0P	NHS RICHMOND CCG	Y04812	27 JOHN'S HEALTH CENTRE	103	20%	15%	6%	9%	71%
Q0P	NHS RICHMOND CCG	Y04819	DOCKY DOCKY LANE & MIRA CTR	117	-	-	-	-	100%
Q0P	NHS RICHMOND CCG	Y04840	HAMPTON MEDICAL CENTRE	130	-	-	-	-	100%
Q0P	NHS RICHMOND CCG	Y04841	81 THE VINEYARD	61	-	-	-	-	100%
Q0P	NHS RICHMOND CCG	Y04843	NORTH ROAD SURGERY	76	*	*	*	*	90%
Q0P	NHS RICHMOND CCG	Y04844	18	173	12%	10%	*	6%	82%
Q0P	NHS RICHMOND CCG	Y04846	THE CHAMBERS PARK SURGERY	101	-	-	-	-	100%
Q0P	NHS RICHMOND CCG	Y04855	GREEN LANE HEALTH CENTRE	142	*	*	*	*	99%
Q0P	NHS RICHMOND CCG	Y04857	323 STANLEY ROAD	30	-	-	-	-	100%
Q0P	NHS RICHMOND CCG	Y04859	THAMESIDE MEDICAL PRACTICE	57	*	*	*	*	91%
Q0P	NHS RICHMOND CCG	Y04860	RICHMOND CCG SURGERY	143	10%	8%	6%	6%	18%
Q0P	NHS RICHMOND CCG	Y04868	RICHMOND GREEN MED CTR	15	-	-	-	-	100%
Q0P	NHS RICHMOND CCG	Y04872	20 ADELPH ROAD	12	-	-	-	-	100%
Q0P	NHS RICHMOND CCG	Y04873	PENNYCOOK PRACTICE	115	-	-	-	-	100%
Q0P	NHS RICHMOND CCG	Y04874	WHITTON HEALTH CENTRE	13	-	-	-	-	100%
Q0P	NHS RICHMOND CCG	Y04876	CHANE PARK SURGERY	40	*	*	*	*	98%
Q0P	NHS RICHMOND CCG	Y04877	22 CASTLEMAN	51	20%	14%	*	12%	60%
Q0P	NHS RICHMOND CCG	Y04878	QUEEN MEDICAL CENTRE	42	-	-	-	-	100%
Q0P	NHS RICHMOND CCG	Y04889	KEW MEDICAL PRACTICE	57	49%	20%	14%	11%	40%
Q0P	NHS RICHMOND CCG	Y02296	LEISURE ROAD SURGERY	96	-	-	-	-	100%
Q0Q	NHS SOUTHWARK CCG	Q03001	THE FOREST HILL GPP PRACTICE	148	82%	51%	32%	17%	1%
Q0Q	NHS SOUTHWARK CCG	Q03006	ACORN SURGERY	212	62%	51%	30%	16%	0%
Q0Q	NHS SOUTHWARK CCG	Q03007	DR A ULANYS PRACTICE	1	89%	54%	*	*	0%
Q0Q	NHS SOUTHWARK CCG	Q03009	ROTHAM	*	-	-	-	-	100%
Q0Q	NHS SOUTHWARK CCG	Q03012	ALLESBURY MEDICAL CENTRE	274	81%	38%	43%	18%	1%
Q0Q	NHS SOUTHWARK CCG	Q03013	THE CAMBERWELL GREEN GPP	107	87%	46%	26%	7%	2%
Q0Q	NHS SOUTHWARK CCG	Q03019	TRAFALGAR SURGERY	55	82%	51%	31%	18%	2%
Q0Q	NHS SOUTHWARK CCG	Q03020	PAULMOUTH ROAD GROUP PRACTICE	81	88%	42%	46%	9%	4%
Q0Q	NHS SOUTHWARK CCG	Q03030	BRIMLEY MEDICAL CENTRE	75	89%	51%	36%	9%	1%
Q0Q	NHS SOUTHWARK CCG	Q03031	OLIVIA MEDICAL CTR	114	89%	42%	17%	11%	1%
Q0Q	NHS SOUTHWARK CCG	Q03034	PRINCESS STREET GP PRACTICE	116	87%	46%	37%	12%	1%
Q0Q	NHS SOUTHWARK CCG	Q03040	QUEENS ROAD SURGERY	74	85%	47%	38%	9%	1%
Q0Q	NHS SOUTHWARK CCG	Q03042	27 GILES SURGERY	89	87%	46%	22%	2%	2%
Q0Q	NHS SOUTHWARK CCG	Q03050	158 JOHN KIRK CLOSE	54	81%	39%	43%	15%	4%
Q0Q	NHS SOUTHWARK CCG	Q03051	158A GILES SURGERY	50	87%	42%	10%	10%	14%
Q0Q	NHS SOUTHWARK CCG	Q03052	THE SURGERY	107	81%	46%	34%	9%	9%
Q0Q	NHS SOUTHWARK CCG	Q03053	33 MADOCKS WAY	27	82%	42%	12%	22%	2%
Q0Q	NHS SOUTHWARK CCG	Q03064	10 PRINCE STREET	51	79%	27%	13%	20%	4%
Q0Q	NHS SOUTHWARK CCG	Q03087	AT MEDICAL	48	60%	44%	17%	23%	17%
Q0Q	NHS SOUTHWARK CCG	Q03091	THE SURGERY	39	77%	39%	16%	16%	8%
Q0Q	NHS SOUTHWARK CCG	Q03094	THE SURGERY	210	77%	10%	20%	22%	1%
Q0Q	NHS SOUTHWARK CCG	Q03095	MANOR PLACE SURGERY	121	81%	39%	11%	17%	2%
Q0Q	NHS SOUTHWARK CCG	Q03097	THE GRANGE ROAD PRACTICE	60	73%	47%	27%	22%	1%
Q0Q	NHS SOUTHWARK CCG	Q03106	RODSON MEDICAL CENTRE	21	71%	43%	1%	1%	1%
Q0Q	NHS SOUTHWARK CCG	Q03112	THE HAMMILLION CLINIC	51	84%	41%	43%	16%	0%
Q0Q	NHS SOUTHWARK CCG	Q03119	STERNHILL LANE SURGERY	58	84%	37%	30%	14%	1%
Q0Q	NHS SOUTHWARK CCG	Q03125	PARK MEDICAL CENTRE	49	53%	49%	*	35%	12%
Q0Q	NHS SOUTHWARK CCG	Q03132	MEDICARE GREEN MED PRACTICE	95	87%	42%	30%	13%	2%
Q0Q	NHS SOUTHWARK CCG	Q03134	LITTER HEALTH CENTRE	81	81%	49%	32%	18%	1%
Q0Q	NHS SOUTHWARK CCG	Q03138	THE ALCON STREET HYD CTR	174	79%	56%	23%	18%	1%
Q0Q	NHS SOUTHWARK CCG	Q03139	BERNARDINE SPA MEDICAL PRACTICE	124	74%	39%	17%	23%	4%
Q0Q	NHS SOUTHWARK CCG	Q03162	THE VILLA STREET MED CTR	74	84%	49%	35%	14%	1%
Q0Q	NHS SOUTHWARK CCG	Q03162	BLACKHART MEDICAL CTR	41	80%	41%	27%	1%	2%
Q0Q	NHS SOUTHWARK CCG	Q03164	THE SURGERY	119	91%	71%	20%	6%	2%
Q0Q	NHS SOUTHWARK CCG	Q03165	THE CLAYDON MEDICAL CTR	234	84%	47%	17%	12%	4%
Q0Q	NHS SOUTHWARK CCG	Q03181	THE LONDON LANE SURGERY	36	81%	44%	26%	*	8%
Q0Q	NHS SOUTHWARK CCG	Q03185	THE NEWBOLD SURGERY	119	77%	40%	17%	10%	1%
Q0Q	NHS SOUTHWARK CCG	Q03192	SURREY DOCK HEALTH CENTRE	131	77%	42%	13%	21%	2%
Q0Q	NHS SOUTHWARK CCG	Q03200	NEW HILL STREET SURGERY	74	89%	44%	21%	14%	1%
Q0Q	NHS SOUTHWARK CCG	Q03207	EAST DOWNEY PRAM CTR CTR	16	81%	38%	44%	*	0%
Q0Q	NHS SOUTHWARK CCG	Q03212	THE ARCADEA HEALTH CTR	56	63%	32%	30%	27%	11%
Q0Q	NHS SOUTHWARK CCG	Q03215	LITTER PRIMARY CARE CTR (Infant Group)	100	71%	31%	27%	18%	4%
Q0Q	NHS SOUTHWARK CCG	Q03221	LITTER STREET	84	89%	34%	13%	11%	0%
Q0Q	NHS SOUTHWARK CCG	Q03223	LITTER PRIMARY CARE CTR	74	88%	44%	34%	9%	3%
Q0Q	NHS SOUTHWARK CCG	Q03225	27 GILES SURGERY	72	78%	30%	26%	18%	0%
Q0Q	NHS SOUTHWARK CCG	Y03404	RODSON MEDICAL CENTRE	21	8%	0%	*	*	7%
Q0Q	NHS SOUTHWARK CCG	Y03405	CANNON HILL LANE MED PRACTICE	79	67%	46%	19%	29%	4%
Q0Q	NHS SOUTHWARK CCG	Y03406	THE CHURCH LANE PRACTICE	212	71%	37%	21%	21%	1%
Q0Q	NHS SOUTHWARK CCG	Y03404	THE MITCHEM MEDICAL CTR	123	69%	36%	29%	32%	3%
Q0Q	NHS SOUTHWARK CCG	Y03406	FRANCIS LANE SURGERY	209	69%	36%	26%	34%	1%
Q0Q	NHS SOUTHWARK CCG	Y03407	WIMBORNE VILLAGE SURGERY	135	70%	31%	22%	11%	10%
Q0Q	NHS SOUTHWARK CCG	Y03408	12 PRINCE ROAD	148	80%	38%	23%	10%	1%
Q0Q	NHS SOUTHWARK CCG	Y03409	RODSON MEDICAL CENTRE	119	69%	31%	20%	10%	4%
Q0Q	NHS SOUTHWARK CCG	Y03410	THAMESIDE MEDICAL CTR	118	69%	27%	30%	13%	4%
Q0Q	NHS SOUTHWARK CCG	Y03411	THE ROYAL SURGERY	111	69%	47%	23%	29%	2%
Q0Q	NHS SOUTHWARK CCG	Y03417	MORTON HILL MEDICAL CTR	160	59%	36%	23%	12%	10%
Q0Q	NHS SOUTHWARK CCG	Y03418	CHURCH GREEN MEDICAL CENTRE	156	67%	37%	23%	16%	1%
Q0Q	NHS SOUTHWARK CCG	Y03419	LAMINGTON ROAD MEDICAL PRACTICE	222	79%	17%	22%	18%	3%
Q0Q	NHS SOUTHWARK CCG	Y03420	CENTRAL MEDICAL CENTRE	130	69%	36%	18%	18%	14%
Q0Q	NHS SOUTHWARK CCG	Y03421	JAMES O'DRISCOLL MED CTR	50	58%	42%	16%	38%	4%
Q0Q	NHS SOUTHWARK CCG	Y03426	RODSON SURGERY	86	71%	36%	21%	29%	4%
Q0Q	NHS SOUTHWARK CCG	Y03428	42 GRAHAM ROAD	39	97%	50%	43%	*	0%
Q0Q	NHS SOUTHWARK CCG	Y03430	PIGGS MARKET SURGERY	100	75%	46%	30%	22%	0%
Q0Q	NHS SOUTHWARK CCG	Y03432	RODSON SURGERY	84	73%	40%	21%	23%	1%
Q0Q	NHS SOUTHWARK CCG	Y03433	GRAND DRIVE SURGERY	120	73%	37%	17%	23%	0%
Q0Q	NHS SOUTHWARK CCG	Y03434	MANORWAY PARK MEDICAL CENTRE	61	89%	33%	13%	16%	1%
Q0Q	NHS SOUTHWARK CCG	Y03435	127 VINEYARD HILL ROAD	89	84%	42%	22%	10%	1%
Q0Q	NHS SOUTHWARK CCG	Y03434	127 VINEYARD HILL ROAD	111	84%	42%	22%	10%	1%
Q0Q	NHS SOUTHWARK CCG	Y03439	COLLIER WOOD SURGERY	162	67%	41%	26%	11%	2%
Q0Q	NHS SOUTHWARK CCG	Y03456	ALLENDALE SURGERY	60	69%	37%	20%	10%	1%
Q0Q	NHS SOUTHWARK CCG	Y03458	GP LED HEALTH CENTRE	98	69%	39%	21%	14%	0%
Q0Q	NHS SOUTHWARK CCG	Y03459	16 MADOCKS ROAD	34	44%	38%	*	47%	4%
Q0Q	NHS SOUTHWARK CCG	Y03461	THE CHURCH SURGERY	43	69%	28%	23%	40%	10%
Q0Q	NHS SOUTHWARK CCG	Y03462	PARK ROAD SURGERY	41	58%	30%	23%	40%	2%
Q0Q	NHS SOUTHWARK CCG	Y03463	SHORPOUR ROAD PRACTICE	56	42%	27%	16%	12%	0%
Q0Q	NHS SOUTHWARK CCG	Y03465	THE WIMBORNE GREEN SURGERY	218	54%	36%	36%	40%	0%
Q0Q	NHS SOUTHWARK CCG	Y03466	OLD COURT HOUSE SURGERY	176	60%	41%	29%	17%	0%
Q0Q	NHS SOUTHWARK CCG	Y03467	14 BRIMLEY AVENUE	115	54%	36%	23%	16%	0%
Q0Q	NHS SOUTHWARK CCG	Y03468	11 CROFTON ROAD	80	80%	17%	21%	20%	0%
Q0Q	NHS SOUTHWARK CCG	Y03469	181 CROFTON ROAD	52	69%	40%	13%	13%	4%
Q0Q	NHS SOUTHWARK CCG	Y03464	THE G.P. CENTRE	44	61%	49%	16%	38%	2%
Q0Q	NHS SOUTHWARK CCG	Y03469	28 CARBONAR & PINE	60	61%	49%	16%	38%	2%
Q0Q	NHS SOUTHWARK CCG	Y03466	WIMBORNE VALLEY HEALTH CTR	34	44%	38%	*	47%	4%
Q0Q	NHS SOUTHWARK CCG	Y03469	THE HEALTH CENTRE	129	49%	20%	26%	34%	2%
Q0Q	NHS SOUTHWARK CCG	Y03469	118 LONDON ROAD	51	61%	51%	*	29%	10%
Q0Q	NHS SOUTHWARK CCG	Y03465	THE KIDNEY	119	63%	32%	11%	11%	0%
Q0Q	NHS SOUTHWARK CCG	Y03468	19 BARNARD ROSE	-	*	*	*	*	100%
Q0Q	NHS SOUTHWARK CCG	Y03471	MALDEN ROAD SURGERY	11	68%	32%	*	32%	0%
Q0Q	NHS SOUTHWARK CCG	Y03472	WIMBORNE HEALTH CENTRE	124	58%	30%	16%	16%	1%
Q0Q	NHS SOUTHWARK CCG	Y03473	MANOR PRACTICE	140	60%	40%	15%	18%	2%
Q0Q	NHS SOUTHWARK CCG	Y03474	1 WIMBORNE COURT	19	69%	47%	17%	11%	1%
Q0Q	NHS SOUTHWARK CCG	Y03475							

Table 16 - Prevalence of breastfeeding at 6 to 8 weeks, by GP Practice, CCG, Area Team 2013/14 - Annual

Source: NHS England
Crown Copyright © 2014



Code	CCG Name	Code	GP Practice name	Percentage of	Percentage of	Percentage of	Percentage of	Percentage of infants with status
				infants being breastfed (Total due a check	infants who breastfed	infants partially breastfed	infants not breastfed	
08W	NHS WALTHAM FOREST CCG	F8620	FOREST ROAD MEDICAL CTR	56	17%	80%	20%	12%
08W	NHS WALTHAM FOREST CCG	F8627	CHURCHILL MEDICAL CENTRE	138	20%	12%	8%	63%
08W	NHS WALTHAM FOREST CCG	F8636	MEDICAFACILITY	42	51%	29%	21%	22%
08W	NHS WALTHAM FOREST CCG	F8639	THATCHED HOUSE MED CTR	39	31%	18%	*	62%
08W	NHS WALTHAM FOREST CCG	F8641	887 COMMUNITY & FHS LTD	151	47%	29%	24%	26%
08W	NHS WALTHAM FOREST CCG	F8650	LIME TREE SURGERY	100	38%	20%	13%	40%
08W	NHS WALTHAM FOREST CCG	F8664	LANSBURY MEDICAL CENTRE	114	44%	26%	18%	26%
08W	NHS WALTHAM FOREST CCG	F8666	153 HANSON ROAD	84	31%	13%	20%	14%
08W	NHS WALTHAM FOREST CCG	F8679	236-262 HEDHAM HILL ROAD	59	58%	34%	23%	10%
08W	NHS WALTHAM FOREST CCG	F8688	273 EDENWAY ROAD	82	42%	*	*	48%
08W	NHS WALTHAM FOREST CCG	F8689	307 SHEPHERD STREET	95	60%	40%	*	34%
08W	NHS WALTHAM FOREST CCG	F8695	FRANCIS ROAD MEDICAL CTR	50	42%	30%	28%	30%
08W	NHS WALTHAM FOREST CCG	F8700	LONGFORD MEDICAL CTR	22	48%	57%	* 27%	27%
08W	NHS WALTHAM FOREST CCG	F8701	LANGTHORNE HEALTH CENTRE	52	58%	37%	24%	24%
08W	NHS WALTHAM FOREST CCG	F8705	LANGTHORNE HEALTH CENTRE	52	58%	37%	24%	24%
08W	NHS WALTHAM FOREST CCG	F8706	LANGTHORNE MEDICAL CENTRE	50	58%	37%	24%	24%
08W	NHS WALTHAM FOREST CCG	F8712	HAMPSTON MEDICAL CENTRE	36	38%	17%	19%	20%
08W	NHS WALTHAM FOREST CCG	Y0002	LEACROSE ROAD MEDICAL CTR	20	*	*	*	80%
08W	NHS WALTHAM FOREST CCG	Y0291	CONINGSWOOD MEDICAL PRACTICE	40	57%	20%	31%	12%
08W	NHS WALTHAM FOREST CCG	Y0289	LIME TREE & SUNNY HEALTHCARE LTD	15	51%	25%	23%	14%
08W	NHS WALTHAM FOREST CCG	Y0295	GRANT PRACTICE	111	44%	23%	23%	14%
08X	NHS WANDSWORTH CCG	H0201	10-42 GARNEY LANE	194	83%	44%	35%	12%
08X	NHS WANDSWORTH CCG	H0202	THE FACON ROAD MED CTR	59	74%	45%	30%	10%
08X	NHS WANDSWORTH CCG	H0203	QUEENSTOWN ROAD MED PRACT	79	65%	47%	18%	35%
08X	NHS WANDSWORTH CCG	H0205	THURLEY MEDICAL CENTRE	152	72%	40%	27%	24%
08X	NHS WANDSWORTH CCG	H0206	MAYFIELD SURGERY	81	72%	48%	23%	27%
08X	NHS WANDSWORTH CCG	H0207	SOUTHWELL GROUP PRACT	207	80%	29%	20%	12%
08X	NHS WANDSWORTH CCG	H0208	101 RICHMOND LANE	50	72%	38%	34%	26%
08X	NHS WANDSWORTH CCG	H0209	BAHAMAN HEALTH CENTRE	120	86%	70%	33%	14%
08X	NHS WANDSWORTH CCG	H0211	16 BAYSWOOD STREET	117	77%	38%	26%	17%
08X	NHS WANDSWORTH CCG	H0212	PETERMARR GROUP MEDICAL PRACTICE	330	79%	54%	23%	22%
08X	NHS WANDSWORTH CCG	H0219	WATERFALL HOUSE	35	74%	49%	26%	10%
08X	NHS WANDSWORTH CCG	H0241	DAUNSFELD SURGERY	249	76%	67%	8%	24%
08X	NHS WANDSWORTH CCG	H0245	BRIDGE LANE GROUP PRACT	210	72%	47%	23%	19%
08X	NHS WANDSWORTH CCG	H0247	CHAFFIELD MEDICAL CENTRE	123	77%	50%	22%	23%
08X	NHS WANDSWORTH CCG	H0248	BRICKS&BARS HEALTH CENTRE	255	74%	51%	20%	13%
08X	NHS WANDSWORTH CCG	H0249	BATTERSEA RISE GROUP PRACT	160	73%	50%	25%	25%
08X	NHS WANDSWORTH CCG	H0252	16 MITCHELL LANE	46	61%	30%	29%	20%
08X	NHS WANDSWORTH CCG	H0256	143-145 BALHAM HILL	*	*	*	*	0%
08X	NHS WANDSWORTH CCG	H0257	LAKEDOWN STREET SURGERY	107	83%	73%	12%	17%
08X	NHS WANDSWORTH CCG	H0261	121 UPPER RICHMOND ROAD	175	83%	76%	7%	13%
08X	NHS WANDSWORTH CCG	H0265	THE ACTON PRACTICE	32	75%	38%	38%	19%
08X	NHS WANDSWORTH CCG	H0266	BAHAMAN PARK SURGERY	211	82%	52%	23%	10%
08X	NHS WANDSWORTH CCG	H0267	351 DANFORTH AVENUE	34	68%	62%	*	32%
08X	NHS WANDSWORTH CCG	H0269	LAVEROCK HILL GROUP PRACT	123	72%	45%	24%	10%
08X	NHS WANDSWORTH CCG	H0275	THE SURGERY	44	77%	57%	20%	18%
08X	NHS WANDSWORTH CCG	H0277	THE SURGERY	52	74%	57%	17%	12%
08X	NHS WANDSWORTH CCG	H0282	TRIANGLE SURGERY	44	77%	52%	25%	23%
08X	NHS WANDSWORTH CCG	H0287	37 DEBENHAM ROAD	69	80%	60%	20%	10%
08X	NHS WANDSWORTH CCG	H0288	LAVEROCK HILL SURGERY	23	65%	65%	20%	35%
08X	NHS WANDSWORTH CCG	H0290	10 PAULS COTTAGE SURGERY	59	82%	62%	20%	18%
08X	NHS WANDSWORTH CCG	H0211	BATTERSEA ROAD PRACTICE	39	89%	68%	20%	10%
08X	NHS WANDSWORTH CCG	H0214	THURLOUGH ROAD PRACTICE	221	88%	68%	28%	13%
08X	NHS WANDSWORTH CCG	H0217	BAHAMAN HEALTH CENTRE	18	89%	69%	20%	10%
08X	NHS WANDSWORTH CCG	H0243	KINDER PARK ROAD HEALTHCTR.	18	78%	61%	*	4%
08X	NHS WANDSWORTH CCG	H0258	78 GRANVILLE ROAD	*	*	*	*	0%
08X	NHS WANDSWORTH CCG	H0259	17 JONES	64	75%	40%	30%	25%
08X	NHS WANDSWORTH CCG	H0264	TOOTING MED SURGERY	7	86%	*	*	0%
08X	NHS WANDSWORTH CCG	H0280	RECREATION ROAD SURGERY	168	71%	37%	35%	28%
08X	NHS WANDSWORTH CCG	H0282	LOUGH ROAD HEALTH CENTRE	104	81%	51%	26%	12%
08X	NHS WANDSWORTH CCG	H0295	THE PRACTICE FULBROOK	35	60%	40%	20%	34%
08X	NHS WANDSWORTH CCG	Y0112	CHAFFIELD SURGERY	127	65%	45%	20%	29%
08X	NHS WANDSWORTH CCG	Y0242	GRAFTON MEDICAL PARTNERS 210 UPPER TOOTING	187	77%	52%	23%	19%
08X	NHS WANDSWORTH CCG	Y0246	THE LANCETRY HTH CENTRE	44	69%	57%	32%	*
08X	NHS WEST LONDON (J&C & QPH) CCG	E0203	NORTH KENSINGTON MEDICAL CENTRE	2	80%	70%	10%	10%
08X	NHS WEST LONDON (J&C & QPH) CCG	E0204	THE HOSPITAL SURGERY	18	78%	63%	10%	10%
08X	NHS WEST LONDON (J&C & QPH) CCG	E0207	41 WESTBOURNE GROVE	66	85%	65%	12%	14%
08X	NHS WEST LONDON (J&C & QPH) CCG	E0209	THE GARWAY MEDICAL PRACTICE	11	71%	42%	29%	29%
08X	NHS WEST LONDON (J&C & QPH) CCG	E0213	11 DANFORTH MONY STREET	73	69%	47%	27%	13%
08X	NHS WEST LONDON (J&C & QPH) CCG	E0216	73 HOLLAND PARK	73	68%	40%	27%	12%
08X	NHS WEST LONDON (J&C & QPH) CCG	E0221	123 LARABANK ROAD	39	67%	47%	27%	10%
08X	NHS WEST LONDON (J&C & QPH) CCG	E0224	12-14 OSBORNE ROAD	42	74%	41%	31%	26%
08X	NHS WEST LONDON (J&C & QPH) CCG	E0226	MANMAREE GARDENS MED CTR	17	80%	68%	13%	10%
08X	NHS WEST LONDON (J&C & QPH) CCG	E0228	PORTLAND ROAD SURGERY	19	81%	63%	11%	10%
08X	NHS WEST LONDON (J&C & QPH) CCG	E0238	THE ELGIN CENRE	32	75%	41%	34%	25%
08X	NHS WEST LONDON (J&C & QPH) CCG	E0241	THE SURGERY	51	84%	61%	24%	14%
08X	NHS WEST LONDON (J&C & QPH) CCG	E0247	10A SAU CLINIC	19	88%	42%	15%	*
08X	NHS WEST LONDON (J&C & QPH) CCG	E0248	46 ROSEARY GARDENS	22	87%	40%	17%	10%
08X	NHS WEST LONDON (J&C & QPH) CCG	E0250	BEACON MEDICAL PRACTICE	7	88%	60%	*	0%
08X	NHS WEST LONDON (J&C & QPH) CCG	E0255	12 DANFORTH CRESCENT	7	88%	*	*	0%
08X	NHS WEST LONDON (J&C & QPH) CCG	E0257	QUEENS PARK HEALTH CENTRE	11	*	*	*	10%
08X	NHS WEST LONDON (J&C & QPH) CCG	E0261	THE SURGERY	129	88%	68%	12%	10%
08X	NHS WEST LONDON (J&C & QPH) CCG	E0263	10 Kings Road Medical Centre	61	84%	57%	26%	18%
08X	NHS WEST LONDON (J&C & QPH) CCG	E0265	THE NOTTING HILL MED CTR	24	82%	58%	18%	10%
08X	NHS WEST LONDON (J&C & QPH) CCG	E0267	COVAGE HEALTH CENTRE	11	79%	41%	23%	10%
08X	NHS WEST LONDON (J&C & QPH) CCG	E0269	10000 MANE HOUSE SURGERY	18	78%	61%	*	0%
08X	NHS WEST LONDON (J&C & QPH) CCG	E0270	HANBURY ROAD HEALTH CTR	36	72%	42%	31%	26%
08X	NHS WEST LONDON (J&C & QPH) CCG	E0249	12 GARDENS VILLAS	*	*	*	*	0%
08X	NHS WEST LONDON (J&C & QPH) CCG	E0265	THE CHELSEA PRACTICE	32	78%	44%	34%	22%
08X	NHS WEST LONDON (J&C & QPH) CCG	E0270	WEST TWO HEALTH CENTRE	11	82%	55%	22%	10%
08X	NHS WEST LONDON (J&C & QPH) CCG	E0262	THE BAYWATER SURGERY	74	82%	58%	24%	18%
08X	NHS WEST LONDON (J&C & QPH) CCG	E0269	THE CECILIA HEALTH CENTRE	20	79%	49%	20%	10%
08X	NHS WEST LONDON (J&C & QPH) CCG	E0271	THE ABBINGTON HEALTH CTR	66	91%	67%	24%	9%
08X	NHS WEST LONDON (J&C & QPH) CCG	E0272	7 FARNHAM PLACE	7	88%	*	*	0%
08X	NHS WEST LONDON (J&C & QPH) CCG	E0275	12 GARDEN AVENUE	19	80%	48%	*	0%
08X	NHS WEST LONDON (J&C & QPH) CCG	E0276	THE FOLLISLAND MEDICAL CTR	24	71%	38%	33%	29%
08X	NHS WEST LONDON (J&C & QPH) CCG	E0275	SCARBOROUGH MEDICAL CENTRE	64	84%	50%	24%	14%
08X	NHS WEST LONDON (J&C & QPH) CCG	E0278	17 SPINNEY STREET	13	84%	*	*	0%
08X	NHS WEST LONDON (J&C & QPH) CCG	E0279	RENSINGTON PARK MEDICAL CTR	52	83%	40%	27%	17%
08X	NHS WEST LONDON (J&C & QPH) CCG	E0272	LANCASTER GATE MEDICAL CENTRE	15	88%	60%	*	0%
08X	NHS WEST LONDON (J&C & QPH) CCG	E0273	THE NEW GARDEN PRACTICE	12	81%	40%	24%	10%
08X	NHS WEST LONDON (J&C & QPH) CCG	E0272	16 SHERAR ROAD	14	87%	*	*	48%
08X	NHS WEST LONDON (J&C & QPH) CCG	E0276	THE SURGERY	13	77%	40%	*	0%
08X	NHS WEST LONDON (J&C & QPH) CCG	E0273	THE EDMOND SURGERY	19	47%	*	*	13%
08X	NHS WEST LONDON (J&C & QPH) CCG	E0275	QUEENS PARK HEALTH CENTRE	*	*	*	*	0%
08X	NHS WEST LONDON (J&C & QPH) CCG	E0278	NOTTINGHAME MEDICAL CTR	51	84%	55%	33%	12%
08X	NHS WEST LONDON (J&C & QPH) CCG	E0274	THE GARDEN MEDICAL CTR	10	88%	70%	*	0%
08X	NHS WEST LONDON (J&C & QPH) CCG	E0276	BROMPTON MEDICAL CENTRE	8	88%	70%	*	0%
08X	NHS WEST LONDON (J&C & QPH) CCG	E0270	389 OLD BROMPTON ROAD	9	88%	*	*	0%
08X	NHS WEST LONDON (J&C & QPH) CCG	E0271	124 HANSON ROAD	10	88%	*	*	0%
08X	NHS WEST LONDON (J&C & QPH) CCG	E0275	QUEENS PARK HEALTH CENTRE	11	88%	*	*	0%
08X	NHS WEST LONDON (J&C & QPH) CCG	E0272	160 KING ROAD	14	82%	*	*	0%
08X	NHS WEST LONDON (J&C & QPH) CCG	Y0030	PORTOBELLO MEDICAL CENTRE	16	79%	50%	*	0%
08X	NHS WEST LONDON (J&C & QPH) CCG	Y0037	12 QUINCY HEALTH CENTRE	12	80%	*	*	0%
08X	NHS WEST LONDON (J&C & QPH) CCG	Y0211	AT MEDICS	24	74%	50%	24%	26%
08X	NHS WEST LONDON (J&C & QPH) CCG	Y0242	HAF STREET CITY HEALTH CENTRE	17	81%	49%	31%	10%
08X	NHS WEST LONDON (J&C & QPH) CCG	Y0241	HEALTH AND WELLBEING CENTRE	20	93%	52%	41%	10%
08X	NHS CENTRAL LONDON (INVESTMENT) CCG	E0202	ACTON MEDICAL CENTRE	133	88%	52%	35%	14%
08X	NHS CENTRAL LONDON (INVESTMENT) CCG	E0205	THE BELGIAN SURGERY	36	81%	50%	31%	10%
08X	NHS CENTRAL LONDON (INVESTMENT) CCG	E0206	THE LITTLE VENICE MEDICAL CENTRE	35	83%	43%	26%	17%
08X	NHS CENTRAL LONDON (INVESTMENT) CCG	E0208	WINDSOR GARDEN SURGERY	78	72%	40%	28%	10%
08X	NHS CENTRAL LONDON (INVESTMENT) CCG	E0210	MAGDA VALE HEALTH CENTRE	73	75%	42%	32%	25%
08X	NHS CENTRAL LONDON (INVESTMENT) CCG	E0211	10000 GARDEN HEALTH CTR	127	82%	47%	23%	10%
08X	NHS CENTRAL LONDON (INVESTMENT) CCG	E0214	THE WESTMINSTER CENTRE	54	93%	76%	19%	0%
08X	NHS CENTRAL LONDON (INVESTMENT) CCG	E0217	NORTH WEST LONDON MEDICAL CTR	12	88%	*	*	0%
08X	NHS CENTRAL LONDON (INVESTMENT) CCG	E0214	MARLBOROUGH MEDICAL CENTRE	42	79%	31%	46%	21%
08X	NHS CENTRAL LONDON (INVESTMENT) CCG	E0217	THE CORNFORD SQUARE	39	80%	40%	42%	18%
08X	NHS CENTRAL LONDON (INVESTMENT) CCG	E0245	CONVENT GARDEN MEDICAL CTR	*	*	*	*	0%
08X	NHS CENTRAL LONDON (INVESTMENT) CCG	E0246	THE MANOR SURGERY	167	90%	62%	28%	10%
08X	NHS CENTRAL LONDON (INVESTMENT) CCG	E0252	120000 MEDICAL CENTRE	18	72%	38%	31%	10%
08X	NHS CENTRAL LONDON (INVESTMENT) CCG	E0266	STREATHAM MEDICAL CENTRE	30	93%	70%	23%	0%
08X	NHS CENTRAL LONDON (INVESTMENT) CCG	E0269	LONG CTR FOR PETS & CARE	*	*	*	*	0%
08X	NHS CENTRAL LONDON (INVESTMENT) CCG	E0270	THE CHAMBERS ST SURGERY	40	80%	58%	23%	20%
08X	NHS CENTRAL LONDON (INVESTMENT) CCG	E0249	17 JONES WOODS MED PRACT	117	83%	49%	27%	10%
08X	NHS CENTRAL LONDON (INVESTMENT) CCG	E0248	THE MAYFAIR MEDICAL CTR	*	*	*	*	0%
08X	NHS CENTRAL LONDON (INVESTMENT) CCG	E0263	161 LARABANK ROAD	10	88%	*	*	0%
08X	NHS CENTRAL LONDON (INVESTMENT) CCG	E0277	IMPERIAL COLLEGE HTH CTR	7	*	*	*	0%
08X	NHS CENTRAL LONDON (INVESTMENT) CCG	E0276	THE NEWTON MEDICAL CENTRE	74	88%	50%	18%	12%
08X	NHS CENTRAL LONDON (INVESTMENT) CCG	E0284	THE ROYAL SURGERY	*	*	*	*	0%
08X	NHS CENTRAL LONDON (INVESTMENT) CCG	E0274	12000 SQUARE GENERAL PRACT	12	78%	50%	31%	10%
08X	NHS CENTRAL LONDON (INVESTMENT) CCG	E0277	MARYLEBONE HEALTH CENTRE	72	83%	45%	30%	10%
08X	NHS CENTRAL LONDON (INVESTMENT) CCG	E0279	MILNARK MEDICAL CENTRE	88	84%	52%	32%	10%
08X	NHS CENTRAL LONDON (INVESTMENT) CCG	E0281	THE MEDICAL CENTRE	29	83%	49%	31%	10%
08X	NHS CENTRAL LONDON (INVESTMENT) CCG	E0285	CAVERSHAM HEALTH CENTRE	52	83%	46%	32%	

Table 17: Trend in Breastfeeding Drop Off Rates, by CCG and Area Team

Source: NHS England
Crown Copyright © 2014



Code	Name	Code	Area Team	2013/14 Q1 to 2013/14 Q2	2013/14 Q2 to 2013/14 Q3	2013/14 Q3 to 2013/14 Q4	2013/14 Q4 to 2014/15 Q1	2014/15 Q1 to 2014/15 Q2	2013/14 Q2 to 2014/15 Q3
Q00	England								
Q44	Cheshire, Warrington And Wirral Area Team			40.3%	41.4%	45.8%			
Q45	Durham, Darlington And Tees Area Team			48.9%	51.6%	52.4%			
Q46	Greater Manchester Area Team								
Q47	Lancashire Area Team								
Q48	Merseyside Area Team			50.7%	49.9%	48.2%			
Q49	Cumbria, Northumberland, Tyne And Wear Area Team								
Q50	North Yorkshire And Humber Area Team								
Q51	South Yorkshire And Bassetlaw Area Team								
Q52	West Yorkshire Area Team			39.5%	38.9%	39.8%			
Q53	Arden, Herefordshire And Worcestershire Area Team				37.7%				
Q54	Birmingham And The Black Country Area Team								
Q55	Derbyshire And Nottinghamshire Area Team								
Q56	East Anglia Area Team								
Q57	Essex Area Team								
Q58	Hertfordshire And The South Midlands Area Team								
Q59	Leicestershire And Lincolnshire Area Team			38.5%	33.8%	36.1%			
Q60	Shropshire And Staffordshire Area Team								
Q64	Bath, Gloucestershire, Swindon And Wiltshire Area Team			35.7%	36.4%				
Q65	Bristol, North Somerset, Somerset And South Gloucestershire Area Team			35.7%	35.1%	37.3%			
Q66	Devon, Cornwall And Isles Of Scilly Area Team								
Q67	Kent And Medway Area Team								
Q68	Surrey And Sussex Area Team								
Q69	Thames Valley Area Team								
Q70	Wessex Area Team			38.2%	35.3%	36.9%			
Q71	London Area Team								
01C	NHS Eastern Cheshire CCG	Q44	Cheshire, Warrington And Wirral Area Team			27.1%			
01R	NHS South Cheshire CCG	Q44	Cheshire, Warrington And Wirral Area Team		44.2%	44.7%			
02D	NHS Vale Royal CCG	Q44	Cheshire, Warrington And Wirral Area Team		39.7%				
02E	NHS Warrington CCG	Q44	Cheshire, Warrington And Wirral Area Team	46.2%	45.8%	51.6%			
02F	NHS West Cheshire CCG	Q44	Cheshire, Warrington And Wirral Area Team	36.1%					
12F	NHS Wirral CCG	Q44	Cheshire, Warrington And Wirral Area Team		45.0%				
00C	NHS Darlington CCG	Q45	Durham, Darlington And Tees Area Team	47.9%	43.3%	36.8%			
00D	NHS Durham Dales, Easington and Sedgfield CCG	Q45	Durham, Darlington And Tees Area Team	51.4%	51.5%	59.8%			
00K	NHS Hartlepool and Stockton-On-Tees CCG	Q45	Durham, Darlington And Tees Area Team	53.4%	52.8%	49.4%			
00J	NHS North Durham CCG	Q45	Durham, Darlington And Tees Area Team	39.5%	52.2%	46.5%			
00M	NHS South Tees CCG	Q45	Durham, Darlington And Tees Area Team	50.1%	52.9%	58.7%			
00T	NHS Bolton CCG	Q46	Greater Manchester Area Team	39.4%	39.6%	36.9%			
00V	NHS Bury CCG	Q46	Greater Manchester Area Team	47.8%	48.4%				
00W	NHS Central Manchester CCG	Q46	Greater Manchester Area Team						
01D	NHS Heywood, Middleton and Rochdale CCG	Q46	Greater Manchester Area Team						
01M	NHS North Manchester CCG	Q46	Greater Manchester Area Team						
00Y	NHS Oldham CCG	Q46	Greater Manchester Area Team	38.8%	39.2%				
01G	NHS Salford CCG	Q46	Greater Manchester Area Team	28.7%	41.6%				
01N	NHS South Manchester CCG	Q46	Greater Manchester Area Team						
01W	NHS Stockport CCG	Q46	Greater Manchester Area Team	32.3%		34.6%			
01Y	NHS Tameside and Glossop CCG	Q46	Greater Manchester Area Team						
02A	NHS Trafford CCG	Q46	Greater Manchester Area Team						
02H	NHS Wigan Borough CCG	Q46	Greater Manchester Area Team	45.3%	38.7%	43.3%			
00Q	NHS Blackburn With Darwen CCG	Q47	Lancashire Area Team						
00R	NHS Blackpool CCG	Q47	Lancashire Area Team						
00X	NHS Chorley and South Ribble CCG	Q47	Lancashire Area Team	49.5%		53.3%			
01A	NHS East Lancashire CCG	Q47	Lancashire Area Team						
02M	NHS Fylde & Wyre CCG	Q47	Lancashire Area Team						
01E	NHS Greater Preston CCG	Q47	Lancashire Area Team	45.9%					
01K	NHS Lancashire North CCG	Q47	Lancashire Area Team						
02G	NHS West Lancashire CCG	Q47	Lancashire Area Team		47.5%				
01F	NHS Halton CCG	Q48	Merseyside Area Team	55.8%	57.8%	61.9%			
01J	NHS Knowsley CCG	Q48	Merseyside Area Team		59.6%	54.7%			
99A	NHS Liverpool CCG	Q48	Merseyside Area Team	41.8%	40.5%	39.4%			
01T	NHS South Sefton CCG	Q48	Merseyside Area Team		53.0%	53.3%			
01V	NHS Southport and Formby CCG	Q48	Merseyside Area Team	45.1%	50.3%				
01X	NHS St Helens CCG	Q48	Merseyside Area Team	59.0%					
01H	NHS Cumbria CCG	Q49	Cumbria, Northumberland, Tyne And Wear Area Team						
00F	NHS Gateshead CCG	Q49	Cumbria, Northumberland, Tyne And Wear Area Team		46.7%	47.8%			

Table 17: Trend in Breastfeeding Drop Off Rates, by CCG and Area Team

Source: NHS England
Crown Copyright © 2014



Code	Name	Code	Area Team	2013/14 Q1 to 2013/14 Q2	2013/14 Q2 to 2013/14 Q3	2013/14 Q3 to 2013/14 Q4	2013/14 Q4 to 2014/15 Q1	2014/15 Q1 to 2014/15 Q2	2013/14 Q2 to 2014/15 Q3
00G	NHS Newcastle North and East CCG	Q49	Cumbria, Northumberland, Tyne And Wear Area Team	31.6%	24.3%	32.0%			
00H	NHS Newcastle West CCG	Q49	Cumbria, Northumberland, Tyne And Wear Area Team		31.8%				
99C	NHS North Tyneside CCG	Q49	Cumbria, Northumberland, Tyne And Wear Area Team	38.9%	46.9%	36.7%			
00L	NHS Northumberland CCG	Q49	Cumbria, Northumberland, Tyne And Wear Area Team	46.0%	47.0%	42.4%			
00N	NHS South Tyneside CCG	Q49	Cumbria, Northumberland, Tyne And Wear Area Team	59.8%	57.6%	56.1%			
00P	NHS Sunderland CCG	Q49	Cumbria, Northumberland, Tyne And Wear Area Team	56.3%	49.2%	50.6%			
02Y	NHS East Riding Of Yorkshire CCG	Q50	North Yorkshire And Humber Area Team		43.2%				
03D	NHS Hambleton, Richmondshire and Whittby CCG	Q50	North Yorkshire And Humber Area Team						
03E	NHS Harrogate and Rural District CCG	Q50	North Yorkshire And Humber Area Team						
03F	NHS Hull CCG	Q50	North Yorkshire And Humber Area Team	45.5%	43.1%	51.2%			
03H	NHS North East Lincolnshire CCG	Q50	North Yorkshire And Humber Area Team	58.1%	55.7%	65.4%			
03K	NHS North Lincolnshire CCG	Q50	North Yorkshire And Humber Area Team						
03M	NHS Scarborough and Ryedale CCG	Q50	North Yorkshire And Humber Area Team						
03Q	NHS Vale Of York CCG	Q50	North Yorkshire And Humber Area Team						
02P	NHS Barnsley CCG	Q51	South Yorkshire And Bassetlaw Area Team	54.4%	55.7%				
02Q	NHS Bassetlaw CCG	Q51	South Yorkshire And Bassetlaw Area Team		52.2%				
02X	NHS Doncaster CCG	Q51	South Yorkshire And Bassetlaw Area Team						
03L	NHS Rotherham CCG	Q51	South Yorkshire And Bassetlaw Area Team						
03N	NHS Sheffield CCG	Q51	South Yorkshire And Bassetlaw Area Team						
02N	NHS Airedale, Wharfedale and Craven CCG	Q52	West Yorkshire Area Team						
02W	NHS Bradford City CCG	Q52	West Yorkshire Area Team	23.9%		37.2%			
02R	NHS Bradford Districts CCG	Q52	West Yorkshire Area Team		41.2%				
02T	NHS Calderdale CCG	Q52	West Yorkshire Area Team	48.1%	47.1%	50.9%			
03A	NHS Greater Huddersfield CCG	Q52	West Yorkshire Area Team	42.4%		42.7%			
02V	NHS Leeds North CCG	Q52	West Yorkshire Area Team	24.7%	22.5%	20.5%			
03G	NHS Leeds South and East CCG	Q52	West Yorkshire Area Team		35.8%	28.0%			
03C	NHS Leeds West CCG	Q52	West Yorkshire Area Team		33.3%	32.9%			
03J	NHS North Kirklees CCG	Q52	West Yorkshire Area Team						
03R	NHS Wakefield CCG	Q52	West Yorkshire Area Team	43.0%	41.6%	47.3%			
05A	NHS Coventry and Rugby CCG	Q53	Arden, Herefordshire And Worcestershire Area Team	44.1%	45.5%	44.8%			
05F	NHS Herefordshire CCG	Q53	Arden, Herefordshire And Worcestershire Area Team						
05J	NHS Redditch and Bromsgrove CCG	Q53	Arden, Herefordshire And Worcestershire Area Team						
05R	NHS South Warwickshire CCG	Q53	Arden, Herefordshire And Worcestershire Area Team	38.8%	29.2%				
05T	NHS South Worcestershire CCG	Q53	Arden, Herefordshire And Worcestershire Area Team						
05H	NHS Warwickshire North CCG	Q53	Arden, Herefordshire And Worcestershire Area Team	48.2%	50.3%	45.9%			
06D	NHS Wyre Forest CCG	Q53	Arden, Herefordshire And Worcestershire Area Team						
13P	NHS Birmingham Crosscity CCG	Q54	Birmingham And The Black Country Area Team		32.1%				
04X	NHS Birmingham South and Central CCG	Q54	Birmingham And The Black Country Area Team	21.4%	21.0%	23.2%			
05C	NHS Dudley CCG	Q54	Birmingham And The Black Country Area Team		43.0%	47.7%			
05L	NHS Sandwell and West Birmingham CCG	Q54	Birmingham And The Black Country Area Team						
05P	NHS Solihull CCG	Q54	Birmingham And The Black Country Area Team	40.1%		45.2%			
05Y	NHS Walsall CCG	Q54	Birmingham And The Black Country Area Team	46.1%	44.1%	43.5%			
06A	NHS Wolverhampton CCG	Q54	Birmingham And The Black Country Area Team		25.6%				
03X	NHS Erewash CCG	Q55	Derbyshire And Nottinghamshire Area Team						
03Y	NHS Hardwick CCG	Q55	Derbyshire And Nottinghamshire Area Team						
04E	NHS Mansfield and Ashfield CCG	Q55	Derbyshire And Nottinghamshire Area Team		52.2%	49.8%			
04H	NHS Newark & Sherwood CCG	Q55	Derbyshire And Nottinghamshire Area Team		44.7%	40.5%			
04J	NHS North Derbyshire CCG	Q55	Derbyshire And Nottinghamshire Area Team	39.7%	42.1%				
04K	NHS Nottingham City CCG	Q55	Derbyshire And Nottinghamshire Area Team						
04L	NHS Nottingham North and East CCG	Q55	Derbyshire And Nottinghamshire Area Team						
04M	NHS Nottingham West CCG	Q55	Derbyshire And Nottinghamshire Area Team						
04N	NHS Rushcliffe CCG	Q55	Derbyshire And Nottinghamshire Area Team			29.8%			
04R	NHS Southern Derbyshire CCG	Q55	Derbyshire And Nottinghamshire Area Team						
06H	NHS Cambridgeshire and Peterborough CCG	Q56	East Anglia Area Team						
06M	NHS Great Yarmouth and Waveney CCG	Q56	East Anglia Area Team	42.7%	40.4%				
06L	NHS Ipswich and East Suffolk CCG	Q56	East Anglia Area Team						
06V	NHS North Norfolk CCG	Q56	East Anglia Area Team						
06W	NHS Norwich CCG	Q56	East Anglia Area Team						
06Y	NHS South Norfolk CCG	Q56	East Anglia Area Team						
07J	NHS West Norfolk CCG	Q56	East Anglia Area Team						
07K	NHS West Suffolk CCG	Q56	East Anglia Area Team						
99E	NHS Basildon and Brentwood CCG	Q57	Essex Area Team						
99F	NHS Castle Point and Rochford CCG	Q57	Essex Area Team						
06Q	NHS Mid Essex CCG	Q57	Essex Area Team	36.3%	36.4%				
06T	NHS North East Essex CCG	Q57	Essex Area Team	33.9%	39.7%	36.2%			
99G	NHS Southend CCG	Q57	Essex Area Team						
07G	NHS Thurrock CCG	Q57	Essex Area Team						

Table 17: Trend in Breastfeeding Drop Off Rates, by CCG and Area Team

Source: NHS England
Crown Copyright © 2014



Code	Name	Code	Area Team	2013/14 Q1 to 2013/14 Q2	2013/14 Q2 to 2013/14 Q3	2013/14 Q3 to 2013/14 Q4	2013/14 Q4 to 2014/15 Q1	2014/15 Q1 to 2014/15 Q2	2013/14 Q2 to 2014/15 Q3
07H	NHS West Essex CCG	Q57	Essex Area Team						
06F	NHS Bedfordshire CCG	Q58	Hertfordshire And The South Midlands Area Team						
03V	NHS Corby CCG	Q58	Hertfordshire And The South Midlands Area Team	45.0%					
06K	NHS East and North Hertfordshire CCG	Q58	Hertfordshire And The South Midlands Area Team						
06N	NHS Herts Valleys CCG	Q58	Hertfordshire And The South Midlands Area Team						
06P	NHS Luton CCG	Q58	Hertfordshire And The South Midlands Area Team	29.8%	25.7%	20.0%			
04F	NHS Milton Keynes CCG	Q58	Hertfordshire And The South Midlands Area Team						
04G	NHS Nene CCG	Q58	Hertfordshire And The South Midlands Area Team						
03W	NHS East Leicestershire and Rutland CCG	Q59	Leicestershire And Lincolnshire Area Team	28.9%	28.8%				
04C	NHS Leicester City CCG	Q59	Leicestershire And Lincolnshire Area Team	24.8%	18.3%	16.8%			
03T	NHS Lincolnshire East CCG	Q59	Leicestershire And Lincolnshire Area Team	58.2%	55.2%	58.4%			
04D	NHS Lincolnshire West CCG	Q59	Leicestershire And Lincolnshire Area Team	44.0%	36.1%	46.5%			
99D	NHS South Lincolnshire CCG	Q59	Leicestershire And Lincolnshire Area Team		46.0%	50.5%			
04Q	NHS South West Lincolnshire CCG	Q59	Leicestershire And Lincolnshire Area Team	47.2%	42.7%	47.3%			
04V	NHS West Leicestershire CCG	Q59	Leicestershire And Lincolnshire Area Team			31.8%			
04Y	NHS Cannock Chase CCG	Q60	Shropshire And Staffordshire Area Team						
05D	NHS East Staffordshire CCG	Q60	Shropshire And Staffordshire Area Team						
05G	NHS North Staffordshire CCG	Q60	Shropshire And Staffordshire Area Team	12.5%					
05N	NHS Shropshire CCG	Q60	Shropshire And Staffordshire Area Team	37.9%	43.0%	45.0%			
05Q	NHS South East Staffordshire and Seisdon Peninsula CCG	Q60	Shropshire And Staffordshire Area Team						
05V	NHS Stafford and Surrounds CCG	Q60	Shropshire And Staffordshire Area Team						
05W	NHS Stoke On Trent CCG	Q60	Shropshire And Staffordshire Area Team	2.9%		17.0%			
05X	NHS Telford and Wrekin CCG	Q60	Shropshire And Staffordshire Area Team	50.3%	47.5%	52.8%			
11E	NHS Bath and North East Somerset CCG	Q64	Bath, Gloucestershire, Swindon And Wiltshire Area Team	21.0%	25.9%				
11M	NHS Gloucestershire CCG	Q64	Bath, Gloucestershire, Swindon And Wiltshire Area Team	34.9%	36.6%	40.7%			
12D	NHS Swindon CCG	Q64	Bath, Gloucestershire, Swindon And Wiltshire Area Team	42.7%					
99N	NHS Wiltshire CCG	Q64	Bath, Gloucestershire, Swindon And Wiltshire Area Team		38.1%				
11H	NHS Bristol CCG	Q65	Bristol, North Somerset, Somerset And South Gloucestershire Area Team	31.5%	27.6%	27.0%			
11T	NHS North Somerset CCG	Q65	Bristol, North Somerset, Somerset And South Gloucestershire Area Team		40.7%				
11X	NHS Somerset CCG	Q65	Bristol, North Somerset, Somerset And South Gloucestershire Area Team	38.0%	40.5%	46.2%			
12A	NHS South Gloucestershire CCG	Q65	Bristol, North Somerset, Somerset And South Gloucestershire Area Team	39.1%	36.6%				
11N	NHS Kernow CCG	Q66	Devon, Cornwall And Isles Of Scilly Area Team						
99P	NHS Northern, Eastern and Western Devon CCG	Q66	Devon, Cornwall And Isles Of Scilly Area Team						
99Q	NHS South Devon and Torbay CCG	Q66	Devon, Cornwall And Isles Of Scilly Area Team						
09C	NHS Ashford CCG	Q67	Kent And Medway Area Team						
09E	NHS Canterbury and Coastal CCG	Q67	Kent And Medway Area Team						
09J	NHS Dartford, Gravesham and Swanley CCG	Q67	Kent And Medway Area Team						
09W	NHS Medway CCG	Q67	Kent And Medway Area Team						
10A	NHS South Kent Coast CCG	Q67	Kent And Medway Area Team						
10D	NHS Swale CCG	Q67	Kent And Medway Area Team						
10E	NHS Thanet CCG	Q67	Kent And Medway Area Team						
99J	NHS West Kent CCG	Q67	Kent And Medway Area Team						
09D	NHS Brighton and Hove CCG	Q68	Surrey And Sussex Area Team		15.5%	18.5%			
09G	NHS Coastal West Sussex CCG	Q68	Surrey And Sussex Area Team						
09H	NHS Crawley CCG	Q68	Surrey And Sussex Area Team						
09L	NHS East Surrey CCG	Q68	Surrey And Sussex Area Team						
09F	NHS Eastbourne, Hailsham and Seaford CCG	Q68	Surrey And Sussex Area Team						
09N	NHS Guildford and Waverley CCG	Q68	Surrey And Sussex Area Team	19.5%	21.0%				
09P	NHS Hastings and Rother CCG	Q68	Surrey And Sussex Area Team						
99K	NHS High Weald Lewes Havens CCG	Q68	Surrey And Sussex Area Team						
09X	NHS Horsham and Mid Sussex CCG	Q68	Surrey And Sussex Area Team						
09Y	NHS North West Surrey CCG	Q68	Surrey And Sussex Area Team	32.8%	30.9%	33.1%			
99H	NHS Surrey Downs CCG	Q68	Surrey And Sussex Area Team			27.3%			
10C	NHS Surrey Heath CCG	Q68	Surrey And Sussex Area Team						
10Y	NHS Aylesbury Vale CCG	Q69	Thames Valley Area Team						
10G	NHS Bracknell and Ascot CCG	Q69	Thames Valley Area Team	35.8%					
10H	NHS Chiltern CCG	Q69	Thames Valley Area Team						
10M	NHS Newbury and District CCG	Q69	Thames Valley Area Team						
10N	NHS North & West Reading CCG	Q69	Thames Valley Area Team						
10Q	NHS Oxfordshire CCG	Q69	Thames Valley Area Team	25.8%	24.9%				
10T	NHS Slough CCG	Q69	Thames Valley Area Team						
10W	NHS South Reading CCG	Q69	Thames Valley Area Team						
11C	NHS Windsor, Ascot and Maidenhead CCG	Q69	Thames Valley Area Team						
11D	NHS Wokingham CCG	Q69	Thames Valley Area Team						
11J	NHS Dorset CCG	Q70	Wessex Area Team						
10K	NHS Fareham and Gosport CCG	Q70	Wessex Area Team	45.3%	48.7%	43.4%			
10L	NHS Isle Of Wight CCG	Q70	Wessex Area Team	48.6%	38.7%	44.1%			

Table 17: Trend in Breastfeeding Drop Off Rates, by CCG and Area Team

Source: NHS England
Crown Copyright © 2014



Code	Name	Code	Area Team	2013/14 Q1 to	2013/14 Q2 to	2013/14 Q3 to	2013/14 Q4 to	2014/15 Q1 to	2013/14 Q2 to
				2013/14 Q2	2013/14 Q3	2013/14 Q4	2014/15 Q1	2014/15 Q2	2014/15 Q3
99M	NHS North East Hampshire and Farnham CCG	Q70	Wessex Area Team	39.3%	36.1%				
10J	NHS North Hampshire CCG	Q70	Wessex Area Team		30.0%	32.4%			
10R	NHS Portsmouth CCG	Q70	Wessex Area Team	37.3%					
10V	NHS South Eastern Hampshire CCG	Q70	Wessex Area Team			45.9%			
10X	NHS Southampton CCG	Q70	Wessex Area Team		36.8%				
11A	NHS West Hampshire CCG	Q70	Wessex Area Team	37.5%	34.0%	31.8%			
07L	NHS Barking and Dagenham CCG	Q71	London Area Team						
07M	NHS Barnet CCG	Q71	London Area Team						
07N	NHS Bexley CCG	Q71	London Area Team						
07P	NHS Brent CCG	Q71	London Area Team						
07Q	NHS Bromley CCG	Q71	London Area Team						
07R	NHS Camden CCG	Q71	London Area Team						
09A	NHS Central London (Westminster) CCG	Q71	London Area Team	6.4%	7.1%				
07T	NHS City and Hackney CCG	Q71	London Area Team	10.0%	10.8%	8.5%			
07V	NHS Croydon CCG	Q71	London Area Team		22.0%				
07W	NHS Ealing CCG	Q71	London Area Team						
07X	NHS Enfield CCG	Q71	London Area Team						
08A	NHS Greenwich CCG	Q71	London Area Team						
08C	NHS Hammersmith and Fulham CCG	Q71	London Area Team						
08D	NHS Haringey CCG	Q71	London Area Team	19.8%	22.2%				
08E	NHS Harrow CCG	Q71	London Area Team						
08F	NHS Havering CCG	Q71	London Area Team						
08G	NHS Hillingdon CCG	Q71	London Area Team						
07Y	NHS Hounslow CCG	Q71	London Area Team						
08H	NHS Islington CCG	Q71	London Area Team						
08J	NHS Kingston CCG	Q71	London Area Team	15.3%	14.3%	13.4%			
08K	NHS Lambeth CCG	Q71	London Area Team	8.0%	10.0%				
08L	NHS Lewisham CCG	Q71	London Area Team						
08R	NHS Merton CCG	Q71	London Area Team						
08M	NHS Newham CCG	Q71	London Area Team						
08N	NHS Redbridge CCG	Q71	London Area Team						
08P	NHS Richmond CCG	Q71	London Area Team						
08Q	NHS Southwark CCG	Q71	London Area Team						
08T	NHS Sutton CCG	Q71	London Area Team						
08V	NHS Tower Hamlets CCG	Q71	London Area Team						
08W	NHS Waltham Forest CCG	Q71	London Area Team						
08X	NHS Wandsworth CCG	Q71	London Area Team	19.0%	18.6%	15.5%			
08Y	NHS West London CCG	Q71	London Area Team						

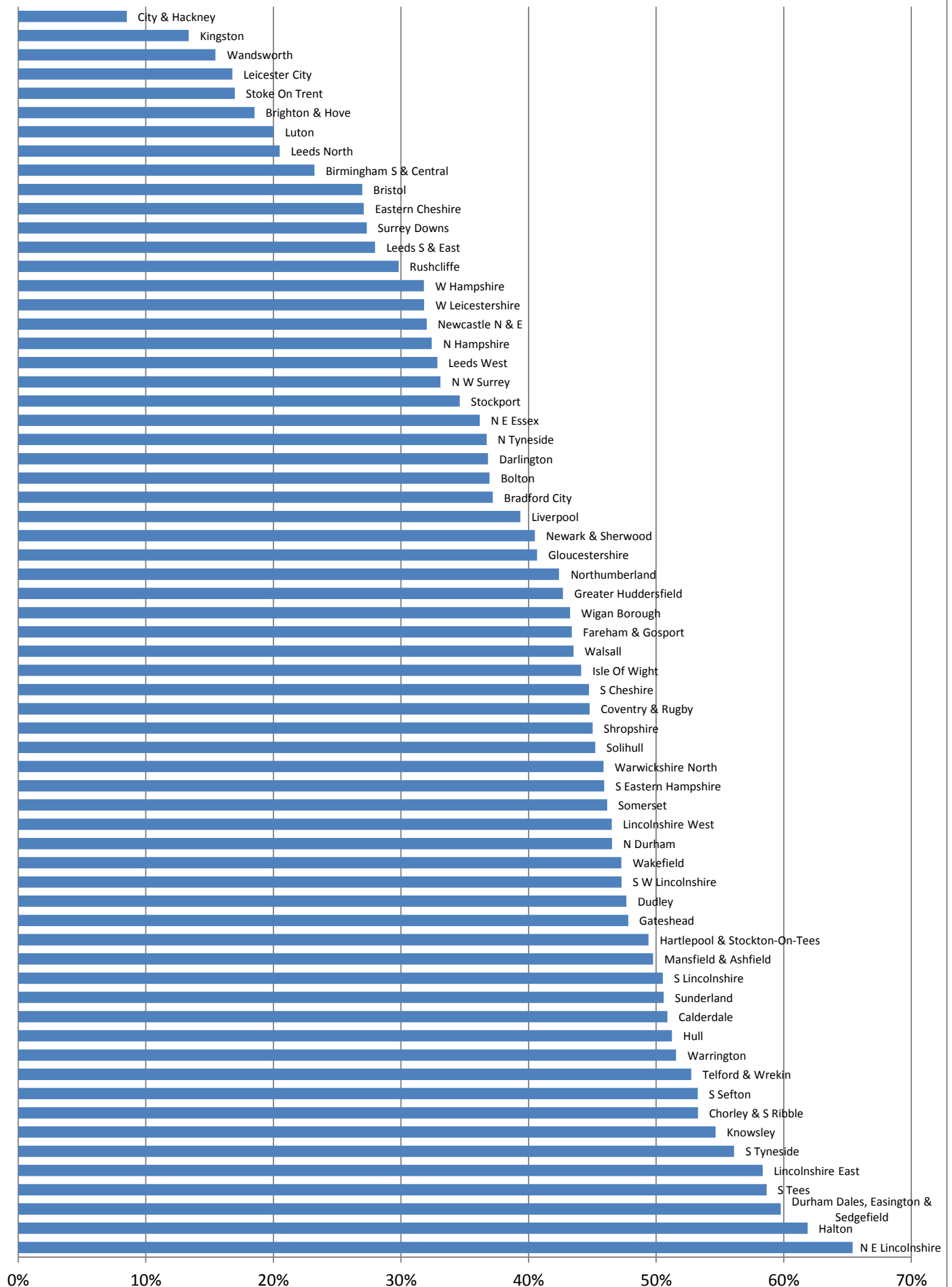
Notes:

Blank cells mean that data does not meet validation criteria (see definitions sheet for details).

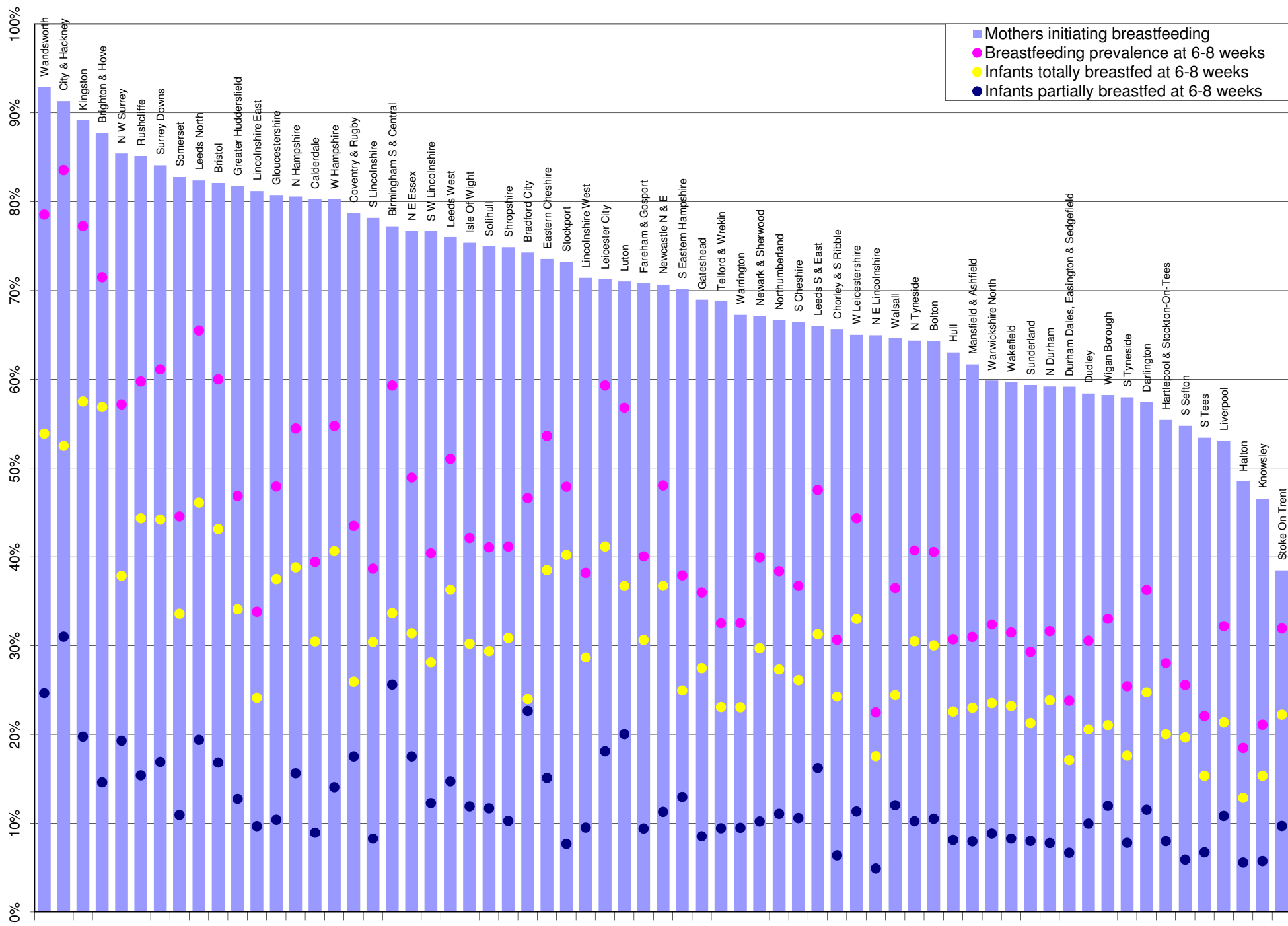
Drop off rates are calculated as follows (Percentage of mothers initiating breastfeeding MINUS Percentage of infants being breastfed at 6-8 weeks) DIVIDED BY Percentage of mothers initiating breastfeeding

Drop of rates are calculated by using the breastfeeding initiation percentage from the previous quarter compared to the 6-8 week breastfeeding percentage from the current quarter.

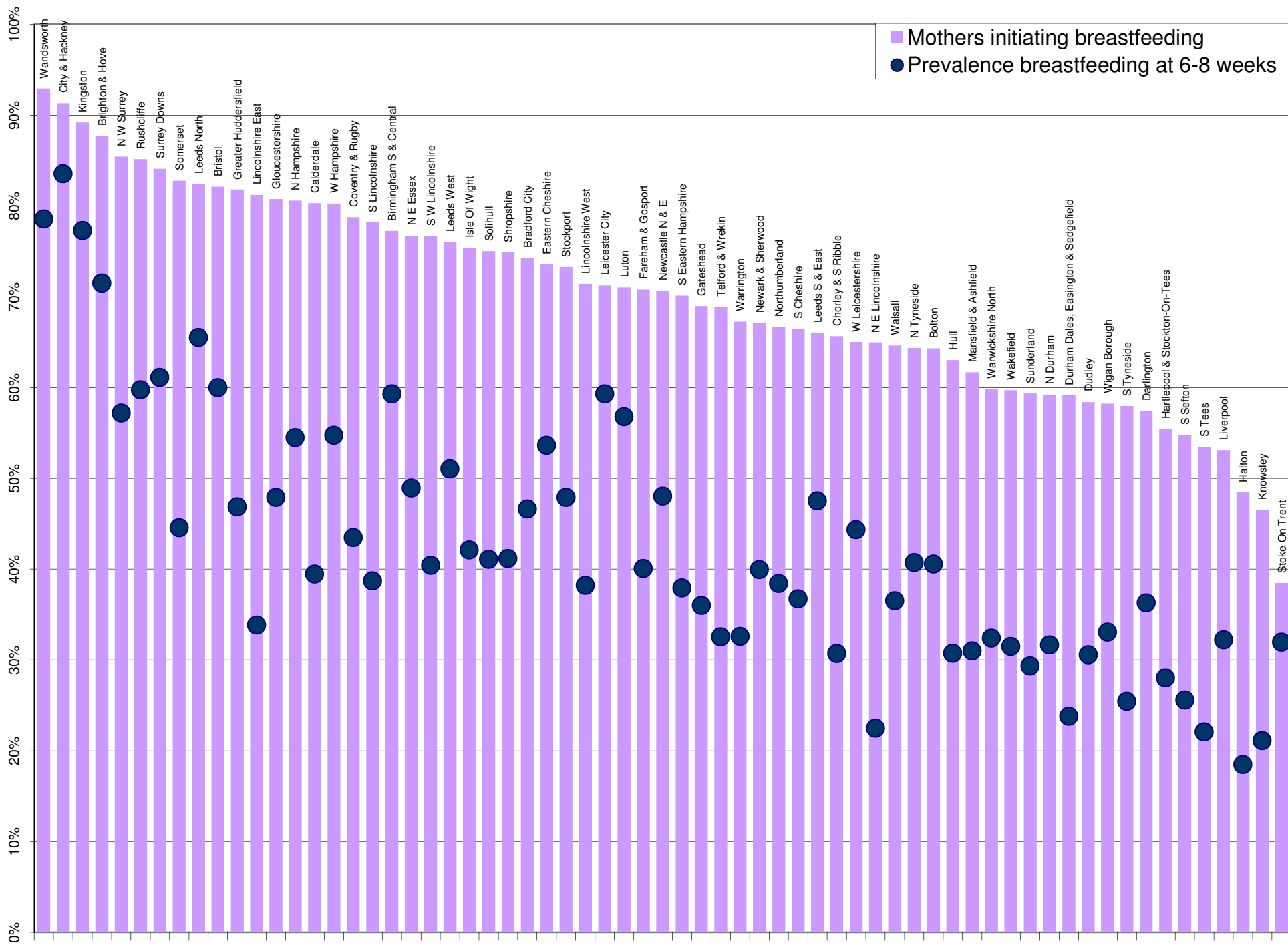
Breastfeeding Drop Off Rate
Difference between percentage of mothers initiating breastfeeding and prevalence of breastfeeding at 6-8 weeks (as % of those initiating), by CCGs in England, 2013/14 Q3 to Q4



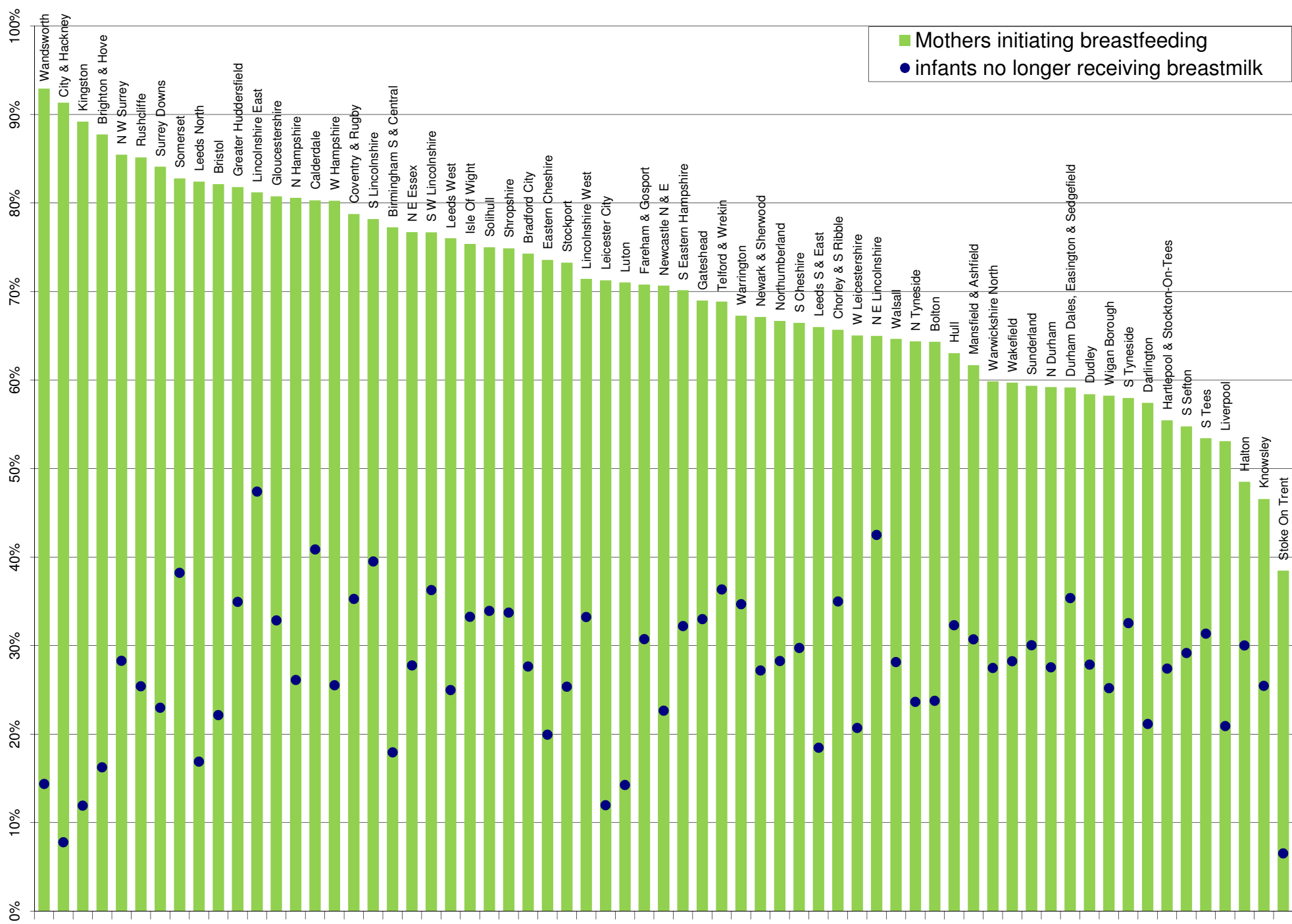
Percentage of mothers initiating breastfeeding & Percentage of their infants being breastfed (Prevalence, Totally & Partially) at 6-8 weeks at PCTs in England
2013/14 Q3 to Q4



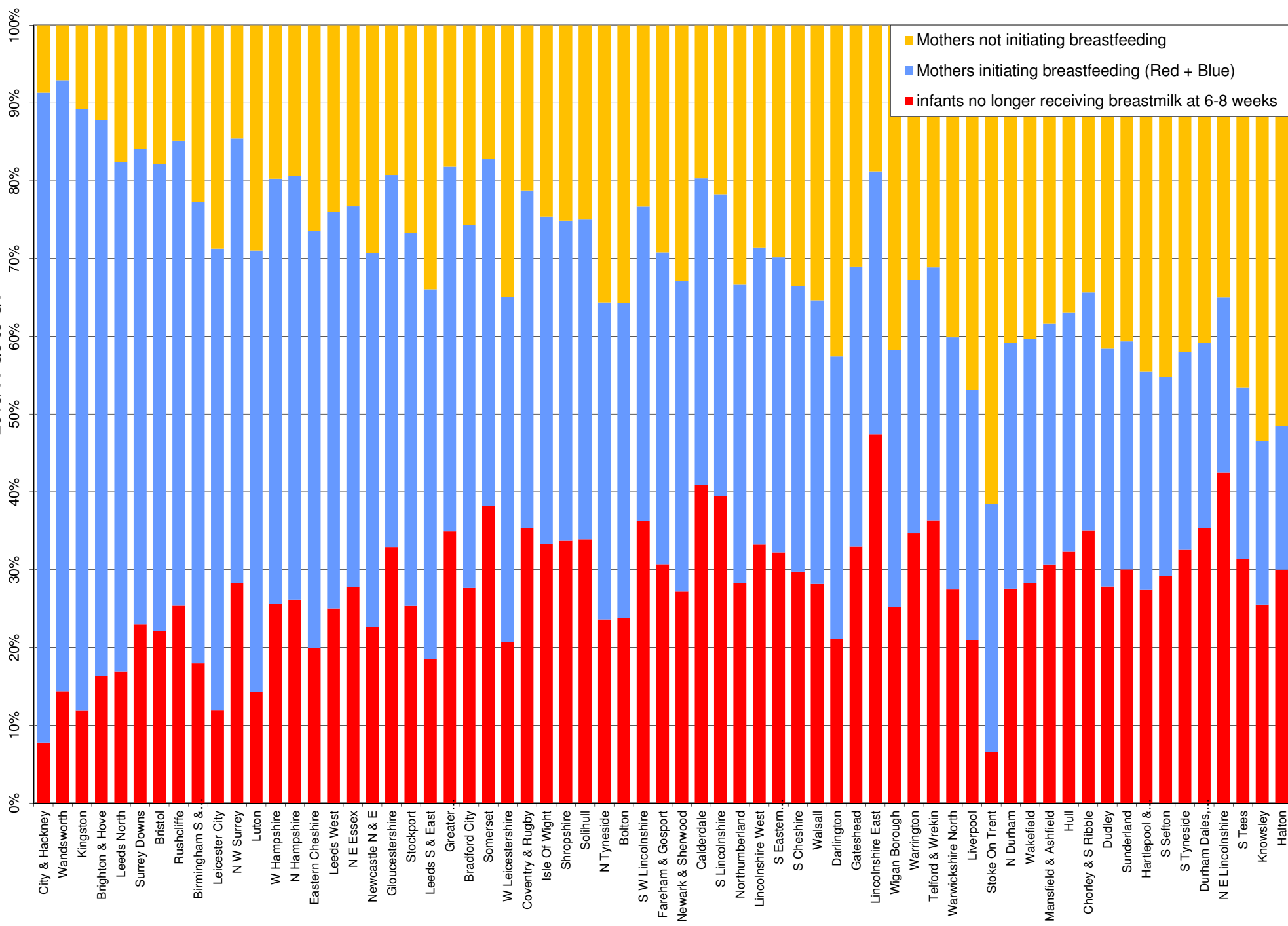
Difference between percentage of mothers initiating breastfeeding and infants breastfeeding prevalence at 6-8 weeks by CCGs in England 2013/14 Q3 to Q4



Difference between Percentage of mothers initiating breastfeeding and Percentage of infants no longer receiving breastmilk at 6-8 weeks by CCGs in England
2013/14 Q3 to Q4



Overall infant feeding situation: Percentage mothers not initiating breastfeeding, infants breastfeeding and no-longer breastfeeding at 6-8 weeks by CCGs in England 2013/14 Q3 to Q4



Q4 Data submissions are outstanding from the following trusts:

Maternity Providers:

RXQ BUCKINGHAMSHIRE HEALTHCARE NHS TRUST, RWH EAST AND NORTH HERTFORDSHIRE NHS TRUST, RXC EAST SUSSEX HEALTHCARE NHS TRUST, RTE GLOUCESTERSHIRE HOSPITALS NHS FOUNDATION TRUST, RVJ NORTH BRISTOL NHS TRUST, RXK SANDWELL AND WEST BIRMINGHAM HOSPITALS NHS TRUST, RA9 SOUTH DEVON HEALTHCARE NHS FOUNDATION TRUST, RTP SURREY AND SUSSEX HEALTHCARE NHS TRUST, RQW THE PRINCESS ALEXANDRA HOSPITAL NHS TRUST

6-8 weeks:

609 SUFFOLK *due to manual collection of data for Suffolk (Excluding Waveney)*

RFS CHESTERFIELD ROYAL HOSPITAL NHS FOUNDATION TRUST, RC3 EALING HOSPITAL NHS TRUST, OAV NHS NORTH YORKSHIRE AND HUMBER COMMISSIONING SUPPORT UNIT, RBN ST HELENS AND KNOWSLEY HOSPITALS NHS TRUST *as CHIS does not hold 6-8 week breastfeeding prevalence data.*

Data failing validation:

For the 6-8 week breastfeeding prevalence data requested from CHIS across England. In undertaking the pilot & quarter 4 collection data quality concerns were highlighted in the following areas:

- Testing of the denominator figures show 32% of data aggregated to CCG level does not meet the -10% +20% validation standards when compared against recorded ONS births figures
- Testing of the numerator data shows that 42% does not meet the required 95% recording coverage standard, this is where less than 5% of eligible children's 6-8 week breastfeeding status is not being recorded on the CHIS.

Data collection and definition



Breastfeeding initiation

Since April 2003, data on the local breastfeeding initiation has been requested on a quarterly basis, historically from all PCTs. This information provides more timely, frequent and local information on breastfeeding initiation than the Infant Feeding Survey.

Since April 2013 this data is now being collected directly from providers via the data collection tool that is part of Unify2, a web based system set up to collect performance and other central returns directly from the NHS. The figures are obtained from maternity providers from midwives in acute trusts and information recorded at deliveries.

For breastfeeding initiation, each provider is required to submit actual figures for the quarter and year end out turn figures for the following three items:

- the number of maternities.
- the number of mothers initiating breastfeeding.
- the number of mothers not initiating breastfeeding.

Data validation

The following validation rules are applied to the data

All numbers must be submitted as integers.

Number initiating Breastfeeding	+	Number not initiating Breastfeeding	<=	Number of Maternities
Number of Maternities	<	Maximum Office of National Statistics (ONS) reported number of maternities for last year PLUS 20%		
Number of Maternities	>	Minimum Office of National Statistics (ONS) reported number of maternities for last year MINUS 10%		
Number initiating Breastfeeding	+	Number not initiating Breastfeeding	>	95% of Number of Maternities

All validation checks must be passed by Providers in order for the data to meet departmental statistical requirements. Where information has not passed these validation checks, this is identified in the tables in this report by conditional formatting.

Data collection and definition



Breastfeeding at 6-8 weeks

Since April 2008, data on the local prevalence of breastfeeding at 6-8 weeks has been requested on a quarterly basis, historically from all PCTs. This is in addition to data collected on initiation of breastfeeding. This information provides more timely, frequent and local information on breastfeeding prevalence after the mother and baby have been discharged from hospital than the Infant Feeding Survey.

Since April 2013 this data is now being collected directly from child health information system providers via the data collection tool that is part of Unify2, a web based system set up to collect performance and other central returns directly from the NHS. The figures are typically derived by child health records from information recorded at infants' 6-8 week check.

For breastfeeding prevalence, each child health information system is required to submit actual figures for the quarter and the year end out turn figures for the following four items:

- The number of infants due a 6–8 week check in each quarter.
- The number of infants being “totally” breastfed (defined as infants who are exclusively receiving breast milk at 6-8 weeks of age - that is, they are NOT receiving formula milk, any other liquids or food).
- The number of infants being “partially” breastfed (defined as infants who are currently receiving breast milk at 6-8 weeks of age and who are also receiving formula milk or any other liquids or food).
- The number of infants being “not at all” breastfed (defined as infants who are not currently receiving any breast milk at 6-8 weeks of age).

Data validation

The following validation rules are applied to the data:

All four numbers must be submitted as integers.

Number of infants due a 6–8 week check	>=	Number of infants “totally” breastfed + Number of infants “partially” breastfed + Number of infants “not at all” breastfed
Number of infants due a 6–8 week check	<	Maximum National Statistics (ONS) reported number of live births for the last year PLUS 20.0%
Number of infants due a 6–8 week check	>	Minimum National Statistics (ONS) reported number of live births for the last year MINUS 10.0%
Percentage of infants being breastfed at 6-8 week	<	Percentage of mothers initiating breastfeeding

All validation checks must be passed in order for the data to meet departmental statistical requirements. Where information has not passed these validation checks, this is identified in the tables in this report by conditional formatting.

Contacts

For media enquiries only please contact the Department of Health press office on 020 7210 5221.

For other enquiries relating to the statistics and to offer feedback on the report, please contact:

Julie Douglas or Sarah Blundell
NHS England
Email: england.dataflows@nhs.net