

COVID-19 Vaccination Statistics

Week ending Sunday 13th June 2021

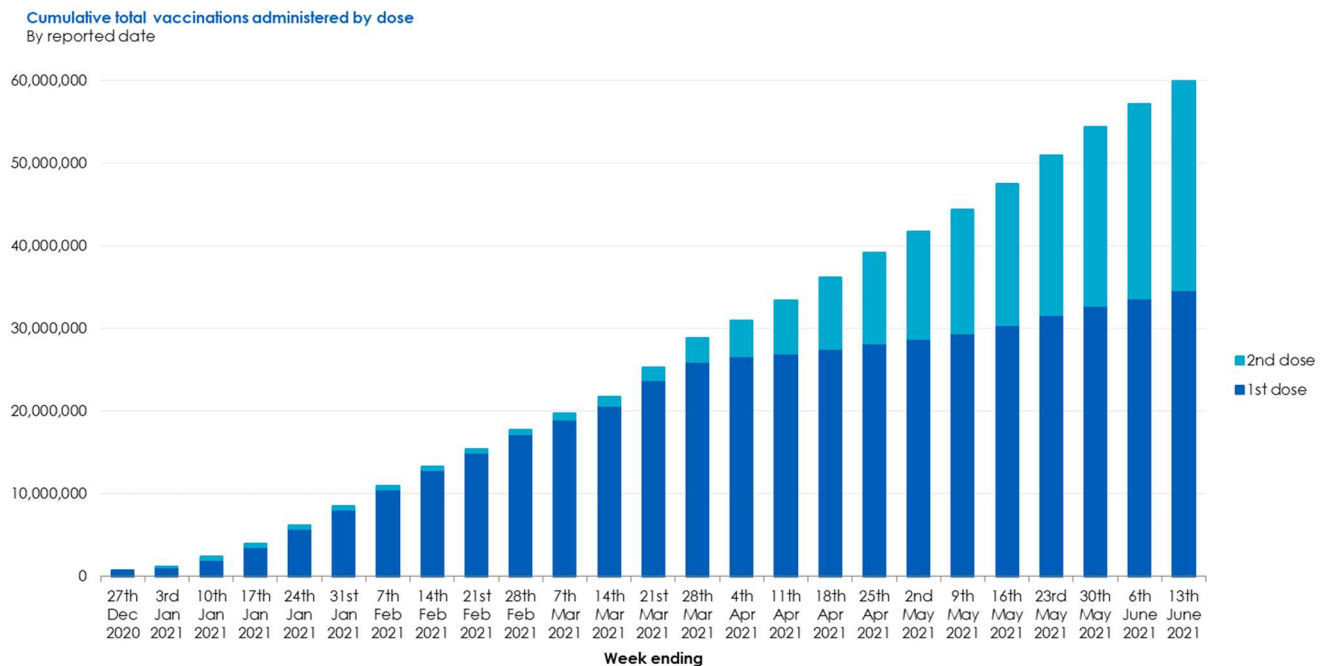
Background

- The NHS started administering vaccinations for COVID-19 in England on 8th December 2020.
- The order in which people have been offered the vaccine is based on advice from the Joint Committee on Vaccination and Immunisation (JCVI). Phase 1 of the vaccination programme aimed to have offered a vaccination to all individuals in JCVI priority groups 1 to 9 by 15th April 2021.
- JCVI priority groups 1 to 9 are:
 1. Residents in a care home for older adults and their carers
 2. All those 80 years of age and over and frontline health and social care workers
 3. All those 75 years of age and over
 4. All those 70 years of age and over and clinically extremely vulnerable individuals
 5. All those 65 years of age and over
 6. All individuals aged 16 to 64 years with underlying health conditions which put them at higher risk of serious disease and mortality, unpaid carers and residents in a care home for younger adults
 7. All those 60 years of age and over
 8. All those 55 years of age and over
 9. All those 50 years of age and over
- It was announced on 12th April 2021 that everyone in JCVI priority groups 1 to 9 had been offered a vaccination, ahead of the 15th April target.
- Phase 2 of the vaccination programme aims to have offered a vaccination to all individuals in JCVI groups 10 to 12 by the end of July 2021. Groups 10 to 12 are:
 10. All those aged 40 to 49 years
 11. All those aged 30 to 39 years
 12. All those aged 18 to 29 years

- Phase 2 started on 13th April 2021 when vaccinations were offered to those aged 45 to 49. This was extended to the rest of group 10 in descending age order from 26th April 2021, with everyone aged 40 and over invited to book a vaccination on 30th April 2021.
- Vaccinations were opened up to JCVI group 11 on 13th May, when those aged 38 and 39 were invited to book a vaccination. This was extended to the rest of group 11 in descending age order throughout May, with everyone aged 30 and over able to book a vaccination from 26th May 2021.
- Vaccinations for JCVI group 12 began in June, with individuals aged 25 to 29 invited to book from 8th June 2021.

Weekly Vaccination Activity

- In the week ending 13th June an additional 2,717,418 NHS vaccinations for COVID-19 (both first and second doses) were reported in England. This took the total number of vaccinations administered as of 13th June to 59,937,533.

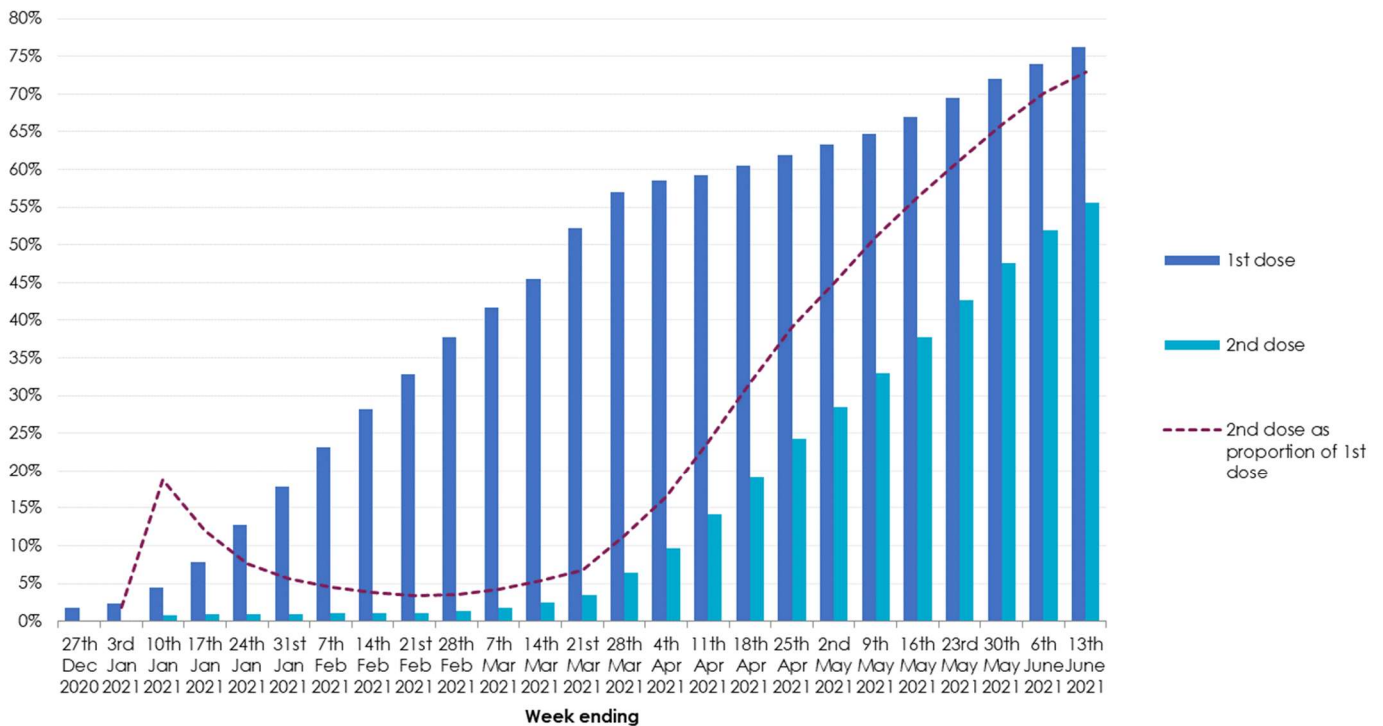


- Of the 2,717,418 vaccinations reported in the week ending 13th June, approximately 4 in 10 (1,043,448) were first doses. This took the total number of people vaccinated with at least one dose as of 13th June to 34,666,154 (76.2% of the population aged 16 and over¹).

¹ Using Office for National Statistics 2019 mid-year population estimates

- The majority of vaccinations reported in the week ending 13th June were second doses (1,673,970). This took the total number of people vaccinated with both doses as of 13th June to 25,271,379 (55.6% of the population aged 16 and over² and 72.9% of those vaccinated).

Proportion of individuals aged 16 and over vaccinated by dose and 2nd dose vaccinations as a proportion of 1st dose vaccinations
By reported date



Note: On 30th December 2020 the length of time between 1st and 2nd doses being administered was extended to 12 weeks to enable prioritisation of 1st doses for as many people as possible in the JCVI high priority cohorts, therefore protecting a higher number of at risk individuals more quickly. On 14th May 2021 the length of time between 1st and 2nd doses being administered was reduced to 8 weeks for people in JCVI cohorts 1 to 9 due to the rise in cases of the Delta variant of COVID-19.

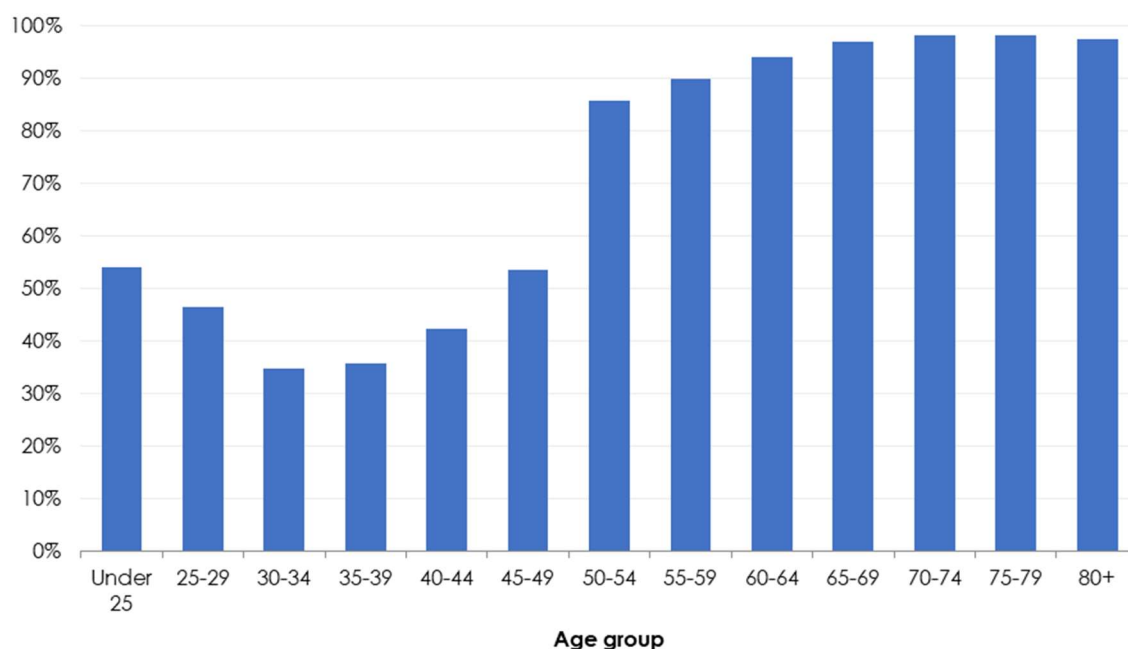
- Vaccinations administered to individuals aged under 30 accounted for almost half of first dose vaccinations reported in the week ending 13th June, with 40.6% of 25-29 year olds (1,544,718) having now received a first dose².
- The 45-49, 50-54 and 55-59 age groups accounted for more than 6 in 10 of second dose vaccinations reported in the week ending 13th June.

² Using Office for National Statistics 2019 mid-year population estimates

Overall Vaccination Activity

- As of 13th June, 33,329,742 individuals aged 25 and over have been vaccinated with at least one dose (84.3% of the population aged 25 and over³).
- Overall, around 9 in 10 individuals aged 50 and over (18,998,832, 90.3%³) and almost 8 in 10 individuals aged 40 and over (21,941,945, 77.9%³) have now been vaccinated with both doses.
- Second doses have been administered to more than 90% of individuals who have been vaccinated in the 60-64, 65-69, 70-74, 75-79 and 80 and over age groups and more than 80% of individuals who have been vaccinated in the 50-54 and 55-59 age groups.

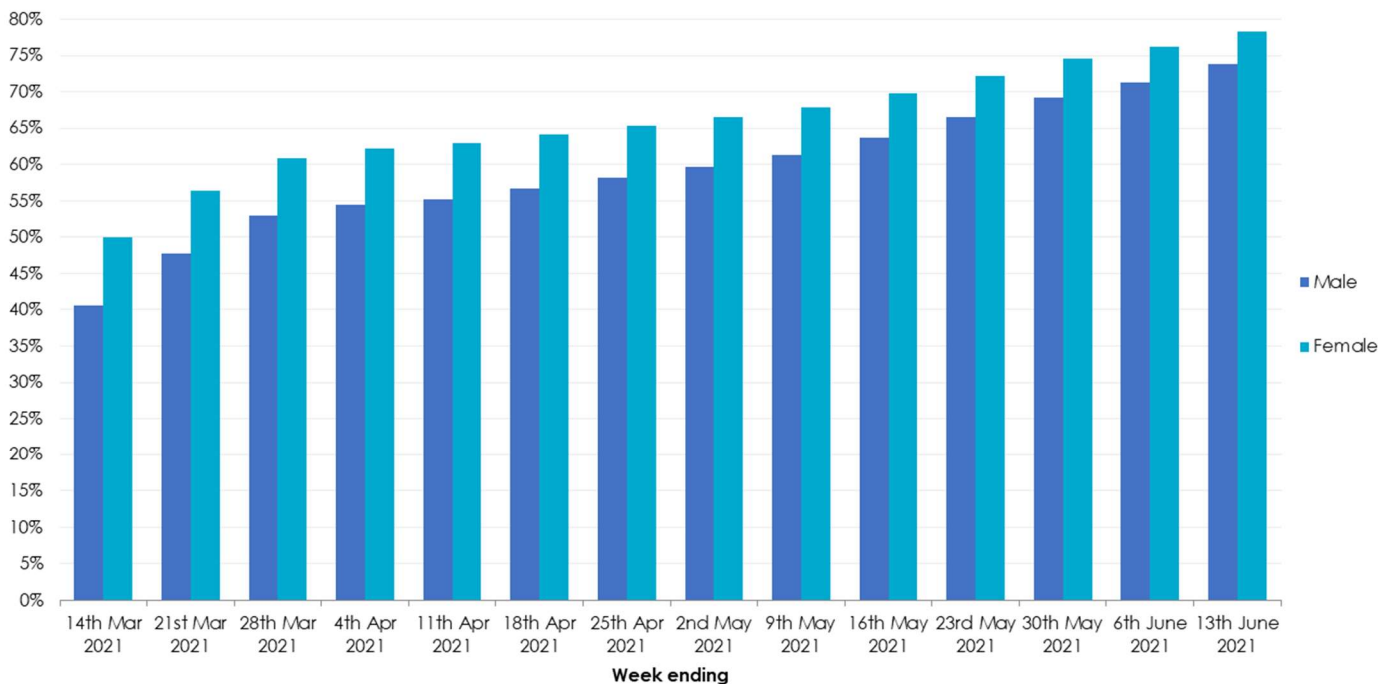
Proportion of individuals vaccinated who have received a 2nd dose by age group
By reported date



- Although there are variations by age group, overall a higher proportion of females than males have been vaccinated with at least one dose since the vaccination programme began (78.3% of females aged 16 and over compared with 73.8% of males aged 16 and over³). However, this difference has decreased over time.

³ Using Office for National Statistics 2019 mid-year population estimates

Proportion of individuals aged 16 and over vaccinated with at least one dose by gender
By reported date



- The number of residents of older adult care homes reported to have been vaccinated with at least one dose was 292,218 at 13th June (95.4%^{4,5}). The number of residents of older adult care homes reported to have been vaccinated with a second dose was 279,732 at 13th June (91.3%^{4,6}).
- More than 8 in 10 eligible staff in older adult care homes are reported to have been vaccinated with at least one dose (397,327, 84.1%⁵) and 7 in 10 are reported to have been vaccinated with a second dose (331,844, 70.2%⁶).
- The number of residents of younger adult care homes reported to have been vaccinated with at least one dose at 13th June was 32,749 (91.6% of all residents⁶).
- As of 13th June, 2,110,858 (93.6%) of the clinically extremely vulnerable (CEV) population have been vaccinated with at least one dose. This includes all CEV individuals, even if they were vaccinated as part of a higher priority cohort. Of those, more than 9 in 10 (2,019,285, 95.7%) have received a 2nd dose (89.5% of all CEV individuals).
- More than 8 in 10 individuals aged 16 to 64 identified as being in an at-risk group or an unpaid carer have been vaccinated with at least one dose as of 13th June

⁴ Residents and staff of older adult care homes are eligible for vaccination if they have not had COVID-19 in the last 28 days

⁵ Based on data provided by 99% of care homes

⁶ Based on data provided by 98% of care homes

(6,385,903, 83.0%). This includes individuals who may have been vaccinated as part of a higher priority cohort but does not include residents of younger adult care homes. Of those, more than 8 in 10 (5,595,160, 87.6%) have received a 2nd dose (72.8% of all individuals aged 16 to 64 identified as at risk or an unpaid carer).

Data

- All data presented in this report has been collected through the National Immunisation Management Service (NIMS) unless otherwise specified. This data system draws on various local point of care immunisation data systems in near real time, such as those used in hospitals and GP practices. It is the System of Record for the COVID-19 vaccination programme. NIMS data used in this release has been developed with Public Health England.
- Figures used in this report are as held in the NIMS database as of 15th June 2021 for vaccinations administered up to 13th June 2021. At 3rd June 2021, 90.5% of vaccinations recorded in the NIMS database were reported within 1 day of being administered and 97.5% of vaccinations were reported within 7 days. Therefore, not all vaccinations administered up to 13th June 2021 will be covered in this report. Figures may be updated in future weeks as further information flows from local point of care systems.
- Two different sources of population estimates are used as denominators for approximate vaccine uptake percentages in this publication, with the best available source for each breakdown provided as management information. Office for National Statistics 2019 mid-year population estimates are the most recent official estimates of population size and the best publicly available population estimates. As these estimates are based on the 2011 Census, they are subject to a degree of uncertainty and do not reflect changes to the population since 2019. The estimates are used as denominators for national, regional, Integrated Care System (ICS) / Sustainability Transformation Partnership (STP) and Clinical Commissioning Group (CCG) geographies only as they are less robust at smaller areas. They are also used as denominators for age and gender breakdowns.
- NIMS denominators are the numbers of individuals registered with the NHS who are currently alive in the resident population. Unlike the ONS denominators which are fixed, the NIMS denominators are updated in each weekly publication, to reflect changes to the current resident population. They are used to facilitate management of the vaccination programme at more granular levels and are provided for Lower Tier

Local Authority (LTLA), Middle Layer Super Output Area (MSOA), and Constituency geographies. Overall they likely overestimate the population and so underestimate vaccine uptake percentages, as death registration data is subject to a reporting lag and there are also concerns about people who are no longer resident in England still being counted in NIMS, the NIMS denominators are likely to provide an overestimate of the population. Coverage can therefore be viewed as being 'at least' the figures calculated using the NIMS denominators.

- Data on vaccinations of residents of older adult care homes and social care workers, and of care homes visited have been provided by the Department of Health and Social Care, and as held in the Capacity Tracker on 13th June 11:59pm.