



Clinical Commissioning Policy: Sildenafil and Bosentan for the Treatment of Digital Ulceration in Systemic Sclerosis

Reference: NHS England: A13/P/b

NHS England INFORMATION READER BOX**Directorate**

Medical	Commissioning Operations	Patients and Information
Nursing	Trans. & Corp. Ops.	Commissioning Strategy
Finance		

Publications Gateway Reference:**03709**

Document Purpose	Policy
Document Name	A13/P/b Sildenafil and Bosentan for digital ulceration in systemic sclerosis
Author	Specialised Commissioning Team, NHS England
Publication Date	July 2015
Target Audience	Local Team Assistant Directors of Specialised Commissioning; Regional Team IFR Leads; Finance Leads; Local Team Pharmacists; Chairs of Clinical Reference Groups; Members of Clinical Reference Groups and registered stakeholders; Acute Trust Chief Executives; Acute Trust Medical Directors; Acute Trust Chief Pharmacists
Additional Circulation List	Regional Medical Directors; Regional Directors of Specialised Commissioning; Regional Clinical Directors of Specialised Commissioning; Regional Directors of Nursing
Description	NHS England will routinely commission this specialised treatment in accordance with the criteria described in this policy.
Cross Reference	
Superseded Docs (if applicable)	
Action Required	
Timing / Deadlines (if applicable)	
Contact Details for further information	jeremyglyde@nhs.net for policy issues

Document Status

This is a controlled document. Whilst this document may be printed, the electronic version posted on the intranet is the controlled copy. Any printed copies of this document are not controlled. As a controlled document, this document should not be saved onto local or network drives but should always be accessed from the intranet. **NB:** The National Health Service Commissioning Board was established on 1 October 2012 as an executive non-departmental public body. Since 1 April 2013, the National Health Service Commissioning Board has used the name NHS England for operational purposes.

Contents

1	Executive Summary	4
	Policy Statement	4
	Equality Statement	4
	Plain Language Summary	4
2	Introduction	5
3	Definitions	6
4	Aims and Objectives	6
5	Epidemiology and Needs Assessment	7
6	Evidence Base.....	7
7	Rationale behind the Policy Statement	8
8	Criteria for Commissioning	9
9	Patient Pathway.....	11
10	Governance Arrangements.....	11
11	Mechanism for Funding	11
12	Audit Requirements	11
13	Documents which have informed this Policy	11
14	Links to other Policies	12
15	Date of Review	12
	References	12

1 Executive Summary

Policy Statement

NHS England will routinely commission sildenafil and bosentan for the treatment of digital ulceration in systemic sclerosis in accordance with the criteria outlined in this document. In creating this policy NHS England has reviewed this clinical condition and the options for its treatment. It has considered the place of this treatment in current clinical practice, whether scientific research has shown the treatment to be of benefit to patients, (including how any benefit is balanced against possible risks) and whether its use represents the best use of NHS resources.

This policy document outlines the arrangements for funding of this treatment for the population in England.

Equality Statement

NHS England has a duty to have regard to the need to reduce health inequalities in access to health services and health outcomes achieved as enshrined in the Health and Social Care Act 2012. NHS England is committed to fulfilling this duty as to equality of access and to avoiding unlawful discrimination on the grounds of age, gender, disability (including learning disability), gender reassignment, marriage and civil partnership, pregnancy and maternity, race, religion or belief, gender or sexual orientation. In carrying out its functions, NHS England will have due regard to the different needs of protected equality groups, in line with the Equality Act 2010. This document is compliant with the NHS Constitution and the Human Rights Act 1998. This applies to all activities for which NHS England is responsible, including policy development, review and implementation.

Plain Language Summary

Digital ulceration (breakdown of the skin in the finger and/or toes), from poor blood flow, affects around 1 in 3 people with systemic sclerosis (SSc). So, despite the relative rarity of SSc, SSc-related digital ulcers (DUs) are regularly seen throughout England. DUs are painful, impair hand/foot function and result in significant physical and psychological impact. Patients frequently require medication to improve blood flow, antibiotics, pain control and/or surgery. Deep infection of the bones (osteomyelitis) and/or gangrene can result, and amputation may be necessary.

Medical therapies can improve circulation and promote DU healing. Therapies currently available for use within the NHS either have limited efficacy/side effect profile or require hospital administration for intravenous therapy. Sildenafil is a potent oral treatment infrequently used in the UK for SSc as it is unlicensed and was expensive. However, sildenafil is now available in a less expensive, 'generic' form. Although all these treatments can improve DU healing, they have not been shown to reduce occurrence of new DU. Bosentan has been shown to reduce formation of new DU in at-risk patients by 30-50%: this is associated with improved hand function. Bosentan is licensed as a treatment for SSc-DUs, but, although advocated by European and UK guidelines, use has been limited by cost.

The aim of this policy document is to provide a robust process that allows equitable access to treatment with sildenafil and bosentan for patients with SSc-DUs which are either resistant to other treatments or recurrent.

2 Introduction

Systemic sclerosis (SSc) is an uncommon systemic autoimmune disease that is capable of causing a wide range of tissue damage mediated mainly via microvascular injury and excessive fibrotic response. The most common vascular manifestation of SSc is Raynaud's phenomenon due to excessive vasoconstriction, but more marked vascular involvement resulting in digital ulceration occurs at some point in up to 55% of SSc patients (1,2). Digital ulcers (DUs) are observed in both the limited cutaneous and diffuse cutaneous subsets of the disease and cause significant morbidity and impairment of function. Severe ulceration can lead to complications such as infection (including osteomyelitis), gangrene and amputation which can result in lengthy spells of hospital treatment and have devastating effects on hand function and the independence of the individual (3).

SSc patients with severe Raynaud's are managed initially with standard medical treatment such as calcium channel blockers, ACE inhibitors, losartan and/or fluoxetine, although only short-acting nifedipine is licensed for Raynaud's management. Although the cost of routine standard medical therapy is not high these initial treatments frequently lack efficacy and often result in unacceptable side effects.

When standard medical treatment is ineffective and DU develops, intravenous (IV) prostanoids (iloprost or epoprostenol) are used (see pathway in 8. Criteria for

commissioning'). Despite also being unlicensed for use in this indication, evidence supports the use of IV prostanoids for SSc-DU (4-10). IV prostanoids frequently succeed where initial treatment fails and are also relatively inexpensive but they require administration on a day case basis, usually on 5 consecutive days, and this adds considerably to the overall cost of treatment.

Sildenafil, a phosphodiesterase type 5 inhibitor (PDE5i), is also a potent vasodilator which can be used instead of, or in combination with IV prostanoids. The cost of sildenafil has reduced significantly recently due to the availability of generic forms of the drug and, as an oral medication, is both more convenient for the patient and avoids day case costs.

Bosentan, an endothelin receptor antagonist, has been proven and is licensed to reduce the incidence of new DU formation in patients with active DU (11,12).

3 Definitions

Systemic sclerosis (SSc) is a systemic, autoimmune-mediated connective tissue disease that is diagnosed according to either the 1980 ACR or the more sensitive 2013 ACR-EULAR classification criteria.

Sildenafil is a phosphodiesterase type 5 inhibitor (PDE5i) which is a potent vasodilator. It is licensed (as Viagra) for the treatment of erectile dysfunction and (as Revatio) for the treatment of pulmonary arterial hypertension (PAH), but is not currently licensed for treatment of Raynaud's phenomenon or digital ulcers (DUs) in SSc patients. A generic form of sildenafil (25mg tablets) recently received its license.

Bosentan is an oral endothelin receptor antagonist (ERA) which blocks both ET_A and ET_B receptors and is licensed for the prevention of formation of new DU in patients with SSc and for PAH.

4 Aims and Objectives

This policy aims to ensure equitable and clinically appropriate access to treatment with sildenafil and bosentan for patients with SSc who have active DU, taking into account the cost of therapy, likely benefits and alternative available treatment approaches for DUs in SSc.

5 Epidemiology and Needs Assessment

The number of patients with SSc and DUs of sufficient severity to require treatment with bosentan has not been precisely determined. To date, patients in England treated with bosentan for this indication have received access via Individual Funding Requests (IFRs), but, since no consistent criteria have been used to determine the outcome of such requests, it is unlikely that the number of patients treated currently is an accurate reflection of demand. Estimates for the prevalence of SSc vary from 88 to 200 cases per million population (13, 14): assuming that the true value in the UK is in the region of 150 cases per million population, there are approximately 8,000 patients with SSc in England. In one UK cohort of 1168 patients with SSc followed for 18 months (15), 17.4% were identified as having severe digital vasculopathy leading to complications including ulceration, critical ischaemia and gangrene, resulting in hospital admissions for intravenous prostanoids, antibiotics and sometimes surgical intervention. Estimating that 10% of patients with this severity of disease might satisfy the criteria for treatment with bosentan described below in any one year, the number of patients in England likely to require initiation or ongoing treatment per annum is 140.

6 Evidence Base

Sildenafil has been shown in open label, pilot studies (16,17) and one small placebo-controlled crossover study (18) to have positive effects on DU healing and reduction in severity of Raynaud's phenomenon in SSc patients.

Two randomised, placebo-controlled double blind studies have examined the role of bosentan in the reduction of DU formation in SSc patients. RAPIDS-1 studied 122 SSc patients treated for 16 weeks with either bosentan or placebo and showed a 48% reduction in the formation of new ulcers during this period (11). Patients with DU at the start of the trial were more at risk of developing ulcers, but a 50% reduction in new ulcer formation was also demonstrated in this subgroup. A significant improvement in hand function was demonstrated in the bosentan-treated patients. In the subsequent RAPIDS-2 study (12), all SSc patients (n=188) had active DU at commencement of the trial and were followed for 24 weeks. Bosentan treatment was associated with a 30% reduction in new ulcer formation compared with placebo although no effect on DU healing was found. Post hoc analysis suggested that patients with more severe DU disease obtained the most benefit as cases with very high number of new ulcers were only seen in the placebo treated cases and there was more benefit in patients with 3 or 4 ulcers at study onset.

Also, in RAPIDS-1, those who had an active ulcer at start of the study benefitted more than those with just a history of previous DU. The results of the above randomised, placebo-controlled studies are borne out in observational studies for up to 3 years (19, 20).

A meta-analysis of RCTs assessing efficacy of various therapies in healing and preventing DUs in SSc found:

- PDE5 inhibitors resulted in significant DU healing (RR 3.28, [95% confidence interval (95% CI) 1.32, 8.13], P = 0.01),
- bosentan significantly reduced mean number of new DUs (standardised mean difference (SMD) -0.34, [95% CI -0.57, -0.11], P = 0.004) and
- IV iloprost significantly prevented new DU formation (SMD -0.77, [95% CI -1.46, -0.08], P = 0.03) (21).

At present, the evidence base for the cost-effectiveness of bosentan treatment to prevent formation of DU in SSc patients is limited. The cost of treatment is relatively high (see below). However, cohort studies show that patients with multiple ulcers or severe ulceration with ischaemic complications are likely to require lengthy or repeated hospital stays, frequent antibiotic treatment, digital sympathectomy or surgery and are therefore likely to have high consumption of healthcare resources. In addition, increasing numbers of DUs are associated with decreased work capacity and increased reliance on others for activities of daily living (22). Treatment to reduce the burden of DUs in this patient group could therefore reasonably be expected to be associated with a reduction in these healthcare and societal costs. Recent published data from the large (over 4000 patient) DUO digital ulcer registry confirm that reduction in DU number is directly linked to reduced paid and unpaid support, reduced time missed from employment and reduced major medical complications that require hospital based treatments (23).

7 Rationale behind the Policy Statement

This policy has two main aims: firstly, to reposition sildenafil in the management pathway for DU in SSc in view of the significant reduction in cost due to the availability of a generic form of the drug; secondly, to provide access to bosentan for SSc patients with severe, refractory or multiple DUs provided that the patients have received an adequate trial of other therapies. The use of sildenafil will be a cost-effective option compared with regular courses of iloprost. The latter may be given once every 2 to 3 months in patients with severe disease.

There are no head to head studies comparing the efficacy of these drugs. Bosentan is the only therapy licensed for the prevention of formation of new DU in patients with SSc. The cost of treatment is in the region of £20,000 per patient per annum, but the available data suggest that this drug is likely to be cost-effective in patients with severe disease due to the morbidity and healthcare costs of managing refractory DUs.

8 Criteria for Commissioning

This policy has been agreed on the basis of NHS England's understanding of the likely has funding responsibility, as at the time of the policy's adoption. Should these prices materially change, and in particular should they increase, NHS England may need to review whether the policy remains affordable and may need to make revisions to the published policy.

As per EULAR / EUSTAR recommendations (24) and the UK Scleroderma Study Group (UKSSG) pathway, standard pharmacological treatment of severe Raynaud's phenomenon and DU should include use of calcium channel blockers and IV prostanoids. It is expected that patients treated under this guideline will already have received such treatment. In view of the reduced cost and efficacy of sildenafil, this should be routinely used in SSc patients with active DU prior to treatment with bosentan. The following UKSSG pathway, which will be readily available to all specialist centres and accessible to all via the UKSSG web-link (<http://www.scleroderma-royalfree.org.uk/>), is proposed, with patient consent at all levels, and takes into consideration the importance of both DU healing and subsequent prevention:

Sildenafil should be prescribed, noting the contraindications and special precautions. Standard medical treatment and sildenafil will not be charged to NHSE as payment by results (PbR) excluded drugs.

Bosentan:

Patients eligible with the following Indications:

Patients with SSc and active DUs who have either:

- Severe refractory disease: persistent or progressive ulceration of one or more digits causing or threatening tissue loss despite optimal treatment with vasodilators including IV prostanoids and oral sildenafil, or
- Multiple DUs: 3 or more DUs either currently or occurring in the last 12 months despite IV prostanoids and sildenafil.

Contraindications:

- Acute porphyria
- Moderate or severe hepatic impairment
- Contraindicated medication (e.g. calcineurin antagonist)

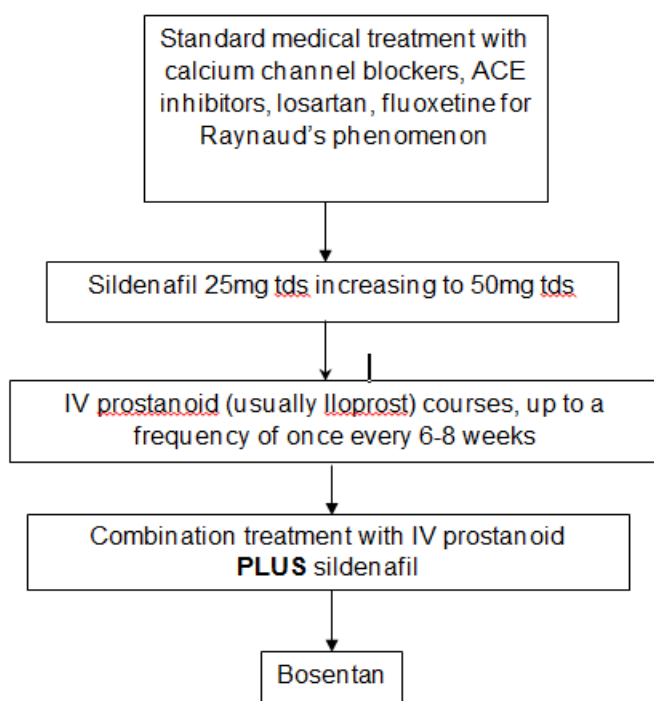
Exclusions:

- Patients with pulmonary arterial hypertension (PAH) and DUs in whom bosentan is indicated for the treatment of their PAH; in these cases, bosentan will be prescribed by the approved PAH centres.

Stopping criteria:

Treatment with bosentan will be continued for a minimum of 6 months. Patients will be reassessed every 6 months to see if there is sufficient evidence of a response to justify continuation of treatment, the main criteria for continuation of treatment being (i) reduction in the number of new digital ulcers and (ii) documented improvement on a relevant patient reported outcome, preferably the Scleroderma Health Assessment Questionnaire (HAQ). Discontinuation of treatment should be considered when there is no longer any evidence of active ulceration, but in view of the preventative benefit, significant worsening of ulcers may require re-institution of treatment.

The pathway is outlined below*:



*Patients will have at least 6 weeks of standard medical treatment and 6 weeks of sildenafil before moving on to IV prostanoid. However, in cases of worsening active DU, patients may require escalation to IV prostanoid earlier in order to save the digit. Patients who fail IV prostanoid plus sildenafil, or who require more than 3 infusions of iloprost within 12 months should receive bosentan.

9 Patient Pathway

Patients should be managed in accordance with the existing pathways (including non-pharmacological interventions) referred to in section 8. It is proposed that sildenafil should be routinely prescribed first line as an alternative to treatment with IV prostanoid, or prescribed in combination with IV prostanoid according to the treatment pathway detailed in section 8. Patients requiring treatment with bosentan will be referred by their usual consultant rheumatologist for an opinion from a specialised rheumatology centre. If, after assessment by a specialised rheumatology unit registered to DUO or linked to a centre enrolling into DUO, the agreed commissioning criteria are met, bosentan can be prescribed by the specialised centre. DU data is to be recorded on an agreed proforma.

10 Governance Arrangements

All patients will be assessed by a multidisciplinary specialised rheumatology team and will be subject to standard metrics as per section below.

11 Mechanism for Funding

Contractual arrangements are managed through the responsible sub-regional commissioning team.

12 Audit Requirements

All patients treated with bosentan under the terms of this policy must be entered onto the existing registry for SSc patients with DU, the DUO registry (23). This was set up as part of the EMA license for use of bosentan for prevention of DU and collects multiple data fields including DU history and status and functional information including work status. The Scleroderma HAQ will also be routinely performed, to inform impact of management on lifestyle. Data on side effects of therapy will be collected.

13 Documents which have informed this Policy

Bosentan treatment for prevention of DUs in SSc has not been evaluated by NICE. A list of references is given below.

14 Links to other Policies

This policy follows the principles set out in the ethical framework that govern the commissioning of NHS healthcare and those policies dealing with the approach to experimental treatments and processes for the management of individual funding requests (IFR).

15 Date of Review

July 2018

References

1. Ferri C, Valentini G, Cozzi F et al. Systemic sclerosis: demographic, clinical and serologic features and survival in 1,012 Italian patients. *Medicine (Baltimore)* 2002; 81:139-53.
2. Khimdas S, Harding S, Bonner A et al. Associations with digital ulcers in a large cohort of systemic sclerosis: results from the Canadian Scleroderma Research Group registry. *Arthritis Care Res* 2011; 63:142-9.
3. Hachulla E, Clerson P, Launay D et al. Natural history of ischemic digital ulcers in systemic sclerosis: single-centre retrospective longitudinal study. *J Rheumatol* 2007; 34:2423-30.
4. McHugh NJ, Csuka M, Watson H, et al. Infusion of iloprost, a prostacyclin analogue, for treatment of Raynaud's phenomenon in systemic sclerosis. *Ann Rheum Dis* 1988;47:43–7.
5. Belch JF, Drury J, Capell H, et al. Intermittent epoprostenol (prostacyclin) infusion in patients with Raynaud's syndrome: a double-blind controlled trial. *Lancet* 1983;321(8320):313-5.
6. Rademaker M, Cooke ED, Almond NE, et al. Comparison of intravenous infusions of iloprost and oral nifedipine in treatment of Raynaud's phenomenon in patients with systemic sclerosis: a double blind randomised study. *BMJ* 1989;298:561–4.
7. Wigley FM, Seibold JR, Wise RA, et al. Intravenous iloprost treatment of Raynaud's phenomenon and ischemic ulcers secondary to systemic sclerosis. *J Rheumatol*. 1992 Sep;19(9):1407-14.

8. Wigley FM, Wise RA, Seibold JR, et al. Intravenous iloprost infusion in patients with Raynaud phenomenon secondary to systemic sclerosis: a multicenter, placebo-controlled, double-blind study. *Ann Intern Med* 1994;120(3):199-206.
9. Pope J, Fenlon D, Thompson A, et al. Iloprost and cisaprost for Raynaud's phenomenon in progressive systemic sclerosis. *Cochrane Databas Syst Rev* 1998;(2):CD000953. doi: 10.1002/14651858.CD000953.
10. Scorza R, Caronni M, Mascagni B, et al. Effects of longterm cyclic iloprost therapy in systemic sclerosis with Raynaud's phenomenon. A randomized, controlled study. *Clin Exp Rheumatol* 2001;19:503–8.
11. Korn J, Mayes M, Matucci-Cerinic M et al. Digital ulcers in systemic sclerosis: prevention by treatment with Bosentan, an oral endothelin receptor antagonist. *Arthritis Rheum* 2004; 50:3985-93.
12. Matucci-Cerinic M, Denton C, Furst D et al. Bosentan treatment of digital ulcers related to systemic sclerosis: results from the RAPIDS-2 randomised, double-blind, placebo-controlled trial. *Ann Rheum Dis* 2011; 70:32-8.
13. Allcock R, Forrest I, Corris P et al. A study of the prevalence of systemic sclerosis in Northeast England. *Rheumatology* 2004; 43:596-602.
14. Mayes M. Scleroderma epidemiology. *Rheum Dis Clin North Am* 2003; 29:239-54.
15. Nihtyanova S, Brough G, Black C et al. Clinical burden of digital vasculopathy in limited and diffuse cutaneous systemic sclerosis. *Ann Rheum Dis* 2008; 67:120-3.
16. Brueckner C, Becker M, Kroencke T et al. Effect of sildenafil on digital ulcers in systemic sclerosis: analysis from a single centre pilot study. *Ann Rheum Dis* 2010; 69:1475-8.
17. Kumar U, Sankalp G, Sreenivas V et al. Prospective, open-label, uncontrolled pilot study to study safety and efficacy of sildenafil in systemic sclerosis-related pulmonary artery hypertension and cutaneous vascular manifestations. *Rheumatol Int* 2013; 33:1047-52.
18. Fries R, Shariat K, von Wilmowsky H, Bohm M. Sildenafil in the treatment of Raynaud's phenomenon resistant to vasodilatory therapy. *Circulation* 2005; 112:2980–85.
19. Tsifetaki N, Botzoris V, Alamanos Y et al. Bosentan for digital ulcers in patients with systemic sclerosis: a prospective 3-year follow up. *J Rheumatol* 2009; 36:1550-2.
20. Fanauchi M, Kishimoto K, Shimazu H et al. Effects of Bosentan on the skin lesions: an observational study from a single centre in Japan. *Rheumatol Int* 2009; 29:769-75.
21. Tingey T, Shu J, Smuczek J, Pope J. Meta-analysis of healing and prevention of digital ulcers in systemic sclerosis. *Arthritis Care Res* 2013; 65(9):1460-71.22.

22. Berezne A, Seror R, Morell-Dubois S et al. Impact of systemic sclerosis on occupational and professional activity with attention to patients with digital ulcers. *Arthritis Care Res* 2011; 63:277-85.
23. Guillevin L, Hunsche E, Denton C et al. Functional impairment of systemic scleroderma patients with digital ulcerations; results from the DUO registry. *Clin Exp Rheumatol* 2013; 31(S76):71-80.
24. Kowel-Bielecka O, Landewe R, Avouac J et al. EULAR recommendations for the treatment of systemic sclerosis: a report from the EULAR Scleroderma Trials and Research group (EUSTAR). *Ann Rheum Dis* 2009; 68:620-8

NHS NUMBER

HOSPITAL NUMBER

Bosentan for scleroderma associated digital ulcer disease: Patient eligibility checklist

- In order for bosentan to be funded for DU criteria 1-6 below must **ALL** be met:

	Criteria	Criteria met?	
1	Diagnosis of systemic sclerosis <i>(fulfilling ACR/EULAR 2013 criteria)</i>	<input type="checkbox"/> Yes	<input type="checkbox"/> No – criteria not met
2	Severe DU disease <i>Patients with SSc and active DUs who have either:</i> <ul style="list-style-type: none"> <i>Severe refractory disease: persistent or progressive ulceration of one or more digits causing or threatening tissue loss despite maximum possible treatment with vasodilators including IV prostanoids and oral sildenafil, or</i> <i>Multiple DUs: 3 or more DUs either currently or occurring in the last 12 months despite IV prostanoids and sildenafil.)</i> 	<input type="checkbox"/> Yes	<input type="checkbox"/> No – criteria not met
3	Failure to respond or having adverse events to treatment with sildenafil and intravenous prostanoid (e.g. iloprost or epoprostenol) <i>A failed response is defined as still fulfilling the criteria of active severe DU disease despite treatment – with no improvement in DU number or in relevant domains of the Scleroderma HAQ</i> <i>For continuation of bosentan there should be confirmed response to treatment with reduced number of digital ulcers and improvement in HAQ-DI or at least two VAS including one of: pain, Raynaud's phenomenon, digital ulcers, overall disease severity.</i>	Prior treatment with sildenafil and infusional prostanoid or intolerant or contra-indicated <input type="checkbox"/> Yes	<input type="checkbox"/> No – criteria not met
4	All patients who meet the above criteria for bosentan must be managed at, or in collaboration, with a centre commissioned to provide specialised services with particular expertise in management of systemic sclerosis	Specialised centre named: <input type="checkbox"/> Yes	<input type="checkbox"/> No – criteria not met
5	All patients receiving bosentan for DU in scleroderma should be enrolled into an observational register to capture outcome and demographic data. This would normally be the DUO register (Ann Rheum Dis. 2012;71:718-21). Until DUO registration equivalent data will be collected and may be entered via collaborating systemic sclerosis specialist centre.	Patient agrees to be enrolled into DUO* <input type="checkbox"/> Yes *data must be entered within 6 months of starting bosentan	<input type="checkbox"/> No – criteria not met
6	A confirmed diagnosis of pulmonary arterial hypertension is absent	<input type="checkbox"/> Yes	

The 2013 EULAR/ACR Classification criteria for systemic sclerosis

Item	Sub-item(s)	Weight/score†
Skin thickening of the fingers of both hands extending proximal to the metacarpophalangeal joints (<i>sufficient criterion</i>)	–	9
	Puffy fingers	2
Skin thickening of the fingers (<i>only count the higher score</i>)	Sclerodactyly of the fingers (distal to the metacarpophalangeal joints but proximal to the proximal interphalangeal joints)	4
	Digital tip ulcers	2
Fingertip lesions (<i>only count the higher score</i>)	Fingertip pitting scars	3
	–	2
Telangiectasia	–	2
Abnormal nailfold capillaries	–	2
	Pulmonary arterial hypertension	2
Pulmonary arterial hypertension and/or interstitial lung disease (<i>maximum score is 2</i>)	Interstitial lung disease	2
	–	3
Raynaud's phenomenon	–	3
	Anticentromere	3
Ssc-related autoantibodies (anticentromere, anti-topoisomerase I [anti-Scl-70], anti-RNA polymerase III) (<i>maximum score is 3</i>)	Anti-topoisomerase I	
	Anti-RNA polymerase III	

†Patients with a total score of ≥ 9 are classified as having definite systemic sclerosis.

Ann Rheum Dis. 2013;72:1747-55

Arthritis Rheum. 2013;65:2737-47

Scleroderma HAQ – completed as for RA with VAS for scleroderma relevant symptoms

HEALTH ASSESSMENT QUESTIONNAIRE

In this section we are interested in learning how your illness affects your ability to function in daily life. Please feel free to add any comments on the back of this page.

Please tick the response which best describes your usual abilities IN THE LAST 7 DAYS:

	Without ANY <u>Difficulty</u>	With SOME <u>Difficulty</u>	With MUCH <u>Difficulty</u>	UNABLE <u>To Do</u>
DRESSING & GROOMING				
Are you able to:				
- Dress yourself, including tying shoelaces and doing up buttons?	_____	_____	_____	_____
- Wash your hair?	_____	_____	_____	_____
RISING				
Are you able to:				
- Stand up from a straight chair?	_____	_____	_____	_____
- Get in and out of bed?	_____	_____	_____	_____
EATING				
Are you able to:				
- Cut up your meat?	_____	_____	_____	_____
- Lift a full cup or glass to your mouth?	_____	_____	_____	_____
- Open a new milk carton?	_____	_____	_____	_____
WALKING				
Are you able to:				
- Walk outdoors on flat ground?	_____	_____	_____	_____
- Climb up five steps?	_____	_____	_____	_____

Please tick any of the following AIDS OR EQUIPMENT that you usually use for any of the activities mentioned above:

- | | |
|----------------------------------------|---------------------------------------------------------------------------------------------------------|
| <input type="checkbox"/> Walking stick | <input type="checkbox"/> Aids used for dressing (button hook, zip-puller, long-handled shoe horn, etc.) |
| <input type="checkbox"/> Walking frame | <input type="checkbox"/> Specially adapted utensils (such as for eating and cooking) |
| <input type="checkbox"/> Crutches | <input type="checkbox"/> Specially adapted chair |
| <input type="checkbox"/> Wheelchair | <input type="checkbox"/> Other (Please specify: _____) |

Please tick any of the following categories for which you usually need HELP FROM ANOTHER PERSON:

- | | |
|------------------------------------------------|----------------------------------|
| <input type="checkbox"/> Dressing and Grooming | <input type="checkbox"/> Eating |
| <input type="checkbox"/> Rising | <input type="checkbox"/> Walking |

Please tick the response which best describes your usual abilities IN THE LAST 7 DAYS:

	<u>Without ANY Difficulty</u>	<u>With SOME Difficulty</u>	<u>With MUCH Difficulty</u>	<u>UNABLE To Do</u>
HYGIENE				
Are you able to:				
- Wash and dry your body?	_____	_____	_____	_____
- Have a bath?	_____	_____	_____	_____
- Get on and off the toilet?	_____	_____	_____	_____

REACH				
Are you able to:				
- Reach up for and take down a 5 lb object (e.g. a bag of potatoes) from just above your head?	_____	_____	_____	_____
- Bend down to pick up clothing from the floor?	_____	_____	_____	_____

GRIP				
Are you able to:				
- Open car doors?	_____	_____	_____	_____
- Open jars which have been previously opened?	_____	_____	_____	_____
- Turn taps on and off?	_____	_____	_____	_____

ACTIVITIES				
Are you able to:				
- Go shopping?	_____	_____	_____	_____
- Get in and out of a car?	_____	_____	_____	_____
- Do chores such as vacuuming or gardening?	_____	_____	_____	_____

Please tick any of the following AIDS OR EQUIPMENT that you usually use for any of the activities mentioned above:


- | | |
|------------------------------------------------------------------|-------------------------------------------------------------------------------------------|
| <input type="checkbox"/> Raised toilet seat | <input type="checkbox"/> Bath rail |
| <input type="checkbox"/> Bath seat | <input type="checkbox"/> Long-handled appliances for reaching things |
| <input type="checkbox"/> Jar opener (for jars previously opened) | <input type="checkbox"/> Long-handled appliances in bathroom (e.g.: a long-handled brush) |
| | <input type="checkbox"/> Other (Please specify: _____) |

Please tick any of the following categories for which you usually need HELP FROM ANOTHER PERSON:

- | | |
|-----------------------------------|------------------------------------------------------|
| <input type="checkbox"/> Hygiene | <input type="checkbox"/> Gripping and opening things |
| <input type="checkbox"/> Reaching | <input type="checkbox"/> Shopping and housework |


We are also interested in learning whether or not you are affected by pain because of scleroderma. How much pain have you had because of scleroderma **IN THE LAST 7 DAYS?**

PLACE A VERTICAL MARK (|) ON THE LINE TO INDICATE THE SEVERITY OF THE PAIN.




IN THE LAST 7 DAYS, how much have your intestinal (stomach and bowel) problems interfered with your daily activities?

PLACE A VERTICAL MARK (|) ON THE LINE TO INDICATE THE INTERFERENCE OF ACTIVITY.




IN THE LAST 7 DAYS, how much have your breathing problems interfered with your daily activities?

PLACE A VERTICAL MARK (|) ON THE LINE TO INDICATE THE INTERFERENCE OF ACTIVITY.



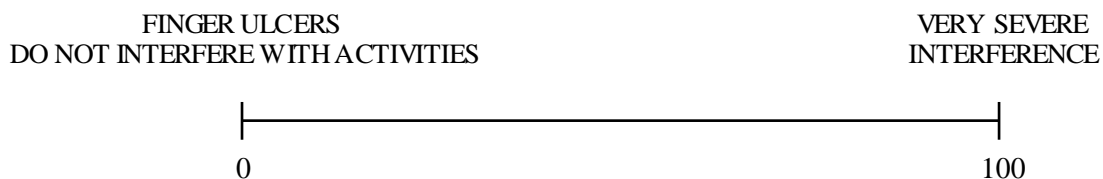
IN THE LAST 7 DAYS, how much has Raynaud's interfered with your daily activities?

PLACE A VERTICAL MARK (|) ON THE LINE TO INDICATE THE INTERFERENCE OF ACTIVITY.



IN THE LAST 7 DAYS, how much have your finger ulcers interfered with your daily activities?

PLACE A VERTICAL MARK (|) ON THE LINE TO INDICATE THE INTERFERENCE OF ACTIVITY.



Overall, considering the amount of pain, discomfort and interference with your daily life and also the other changes in your body and life, how severe would you rate your disease today?

PLACE A VERTICAL MARK (|) ON THE LINE TO INDICATE THE INTERFERENCE OF ACTIVITY.

