



Publications gateway number: GOV-12873

Diphtheria, tetanus, acellular pertussis, inactivated poliomyelitis, Haemophilus influenzae type b and hepatitis B vaccine (DTaP/IPV/Hib/HepB) PGD

This PGD is for the administration of diphtheria, tetanus, acellular pertussis, inactivated poliomyelitis, *Haemophilus influenzae* type b and hepatitis B (DTaP/IPV/Hib/HepB) vaccine to individuals from 6 weeks (routinely 8 weeks) to under 10 years of age in accordance with the national immunisation programme or for the management of cases and contacts identified in an outbreak of polio in accordance with the [National polio guidelines: Local and regional services](#) and recommendations from the local health protection team.

This PGD is for the administration of diphtheria, tetanus, acellular pertussis, inactivated poliomyelitis, *Haemophilus influenzae* type b and hepatitis B vaccine (DTaP/IPV/Hib/HepB) by registered healthcare practitioners identified in [Section 3](#), subject to any limitations to authorisation detailed in [Section 2](#).

Reference no: DTaP/IPV/Hib/HepB PGD
Version no: 04.00
Valid from: 25 July 2022
Review date: 24 February 2024
Expiry date: 24 July 2024

The UK Health Security Agency (UKHSA) has developed this PGD to facilitate in England publicly-funded immunisation in line with national recommendations.

Those using this PGD must ensure that it is organisationally authorised and signed in Section 2 by an appropriate authorising person, relating to the class of person by whom the product is to be supplied, in accordance with Human Medicines Regulations 2012 (HMR2012)¹. **The PGD is not legal or valid without signed authorisation in accordance with [HMR2012 Schedule 16 Part 2](#)**

Authorising organisations must not alter, amend or add to the clinical content of this document (sections 4, 5 and 6); such action will invalidate the clinical sign-off with which it is provided. In addition authorising organisations must not alter section 3 'Characteristics of staff'. Only sections 2 and 7 can be amended within the designated editable fields provided.

Operation of this PGD is the responsibility of commissioners and service providers. The final authorised copy of this PGD should be kept by the authorising organisation completing Section 2 for 25 years after the PGD expires. Provider organisations adopting authorised versions of this PGD should also retain copies for the periods specified above.

Individual practitioners must be authorised by name, under the current version of this PGD before working according to it.

Practitioners and organisations must check that they are using the current version of the PGD. Amendments may become necessary prior to the published expiry date. Current versions of the UKHSAPGD templates for authorisation can be found from:

www.gov.uk/government/collections/immunisation-patient-group-direction-pgd

Any concerns regarding the content of this PGD should be addressed to: immunisation@ukhsa.gov.uk Enquiries relating to the availability of organisationally authorised PGDs and subsequent versions of this PGD should be directed to:

For East Anglia email: England.eaimms@nhs.net

¹This includes any relevant amendments to legislation

For Essex email: England.essexatimms@nhs.net




For Bedfordshire, Hertfordshire, Luton and Milton Keynes email: England.immsga@nhs.net

Change history

Version number	Change details	Date
V01.00	New PHE PGD template	3 July 2017
V02.00	PHE DTAP/IPV/Hib/HepB PGD v01.00 reviewed and amended to: <ul style="list-style-type: none">• include additional healthcare practitioners in Section 3• remove reference to using pentavalent DTaP/IPV/Hib vaccine• refer to vaccine incident guidelines in off-label and storage sections• review wording regarding use of prophylactic paracetamol• include minor rewording, layout and formatting changes for clarity and consistency with other PHE PGD templates	19 July 2019
V03.00	PHE DTAP/IPV/Hib/HepB PGD v02.00 reviewed and amended to: <ul style="list-style-type: none">• include minor rewording, layout and formatting changes for clarity and consistency with other PHE PGDs and updated references• addition of Vaxelis® suspension• addition of stability data	28 July 2021
V04.00	UKHSA DTAP/IPV/Hib/HepB PGD v03.00 reviewed and amended to: <ul style="list-style-type: none">• include minor rewording of standard text, layout and formatting changes for clarity and consistency with organisation change and other UKHSA PGDs• amend NHS England and NHS Improvement (NHSEI) to NHSE following completion of merger on 1 July 2022• add management of cases and contacts in an outbreak of polio in accordance with the national guidelines and recommendations from the local health protection teams• add information for vaccinating individuals with family history of seizures as per Green Book Chapter 26 and SPCs in the special consideration and additional information section.	25 July 2022

1. PGD development

This PGD has been developed by the following health professionals on behalf of Public Health England:

Developed by:	Name	Signature	Date
Pharmacist (Lead Author)	Suki Hunjunt Lead Pharmacist Immunisation Services, Immunisation and Vaccine Preventable Diseases Division, UKHSA		25 July 2022
Doctor	Dr Gayatri Amirthalingam Consultant Epidemiologist - Immunisation and Countermeasures, National Infection Service, UKHSA		25 July 2022
Registered Nurse (Chair of Expert Panel)	David Green Nurse Consultant, Immunisation and Vaccine Preventable Diseases Division, UKHSA		25 July 2022

This PGD has been peer reviewed by the UKHSA Immunisations PGD Expert Panel in accordance with the UKHSA PGD Policy. It has been approved by the UKHSA Medicines Governance Group and ratified by the UKHSA Clinical Quality and Oversight Board.

Expert Panel

Name	Designation
Nicholas Aigbogun	Consultant in Communicable Disease Control, Yorkshire and Humber Health Protection Team, UKHSA
Sarah Dermont	Clinical Project Coordinator and Registered Midwife, NHS Infectious Diseases in Pregnancy Screening Programme, NHS England (NHSE)
Ed Gardner	Advanced Paramedic Practitioner / Emergency Care Practitioner, Medicines Manager, Proactive Care Lead
Jacqueline Lamberty	Lead Pharmacist Medicines Governance, UKHSA
Michelle Jones	Principal Medicines Optimisation Pharmacist, NHS Bristol, North Somerset and South Gloucestershire Integrated Care Board (ICB)
Vanessa MacGregor	Consultant in Communicable Disease Control, East Midlands Health Protection Team, UKHSA
Alison Mackenzie	Consultant in Public Health Medicine, Screening and Immunisation Lead, NHSE (South West)
Gill Marsh	Principal Screening and Immunisation Manager, NHSE (North West)
Lesley McFarlane	Lead Immunisation Nurse Specialist, Immunisation and Vaccine Preventable Diseases Division, UKHSA)
Tushar Shah	Lead Pharmacy Advisor, NHSE (London)


2. Organisational authorisations




The PGD is not legally valid until it has had the relevant organisational authorisation.

It is the responsibility of the organisation that has legal authority to authorise the PGD, to ensure that all legal and governance requirements are met. The authorising body accepts governance responsibility for the appropriate use of the PGD.

NHS England East of England authorises this PGD for use by the services or providers listed below:

Authorised for use by the following organisations and/or services
All NHS England East of England commissioned immunisation services or NHS Trust providing immunisation services covering Norfolk, Suffolk, Cambridgeshire, Peterborough, Essex, Southend-on-Sea, Thurrock, Bedfordshire, Hertfordshire, Luton and Milton Keynes local authorities, and Health and Justice facilities where NHS England East of England is the commissioner.
Limitations to authorisation
None

Organisational approval (legal requirement)			
Role	Name	Sign	Date
Medical Director	Dr. Ian Gibson		11/08/2022

Additional signatories according to locally agreed policy			
Role	Name	Sign	Date
Screening and Immunisation Lead	Dr. Pam Hall		11/08/2022
Pharmacist	Dr. Paul Duell		08/08/2022
Screening and Immunisation Coordinator	Lucy Blatch		09/08/2022

Local enquiries regarding the use of this PGD may be directed to:

For East Anglia email: England.eaimms@nhs.net

For Essex email: England.essexatimms@nhs.net

For Bedfordshire, Hertfordshire, Luton and Milton Keynes email: England.immsqa@nhs.net

For the Health Protection Team email: eastofenglandhpt@phe.gov.uk

Section 7 provides a practitioner authorisation sheet. Individual practitioners must be authorised by name to work to this PGD. Alternative practitioner authorisation sheets may be used where appropriate in accordance with local policy but this should be an individual agreement or a multiple practitioner authorisation sheet as included at the end of this PGD.

3. Characteristics of staff

<p>Qualifications and professional registration</p>	<p>Registered professional with one of the following bodies:</p> <ul style="list-style-type: none"> nurses and midwives currently registered with the Nursing and Midwifery Council (NMC) pharmacists currently registered with the General Pharmaceutical Council (GPhC) (Note: This PGD is not relevant to privately provided community pharmacy services) paramedics and physiotherapists currently registered with the Health and Care Professions Council (HCPC) <p>The practitioners above must also fulfil the Additional requirements detailed below.</p> <p>Check Section 2 Limitations to authorisation to confirm whether all practitioners listed above have organisational authorisation to work under this PGD.</p>
<p>Additional requirements</p>	<p>Additionally practitioners:</p> <ul style="list-style-type: none"> must be authorised by name as an approved practitioner under the current terms of this PGD before working to it must have undertaken appropriate training for working under PGDs for supply/administration of medicines must be competent in the use of PGDs (see NICE Competency framework for health professionals using PGDs) must be familiar with the vaccine product and alert to changes in the Summary of Product Characteristics (SPC), Immunisation Against Infectious Disease ('The Green Book'), and national and local immunisation programmes must have undertaken training appropriate to this PGD as required by local policy and in line with the National Minimum Standards and Core Curriculum for Immunisation Training must be competent to undertake immunisation and to discuss issues related to immunisation must be competent in the handling and storage of vaccines, and management of the 'cold chain' must be competent in the recognition and management of anaphylaxis must have access to the PGD and associated online resources should fulfil any additional requirements defined by local policy <p>The individual practitioner must be authorised by name, under the current version of this PGD before working according to it.</p>
<p>Continued training requirements</p>	<p>Practitioners must ensure they are up to date with relevant issues and clinical skills relating to immunisation and management of anaphylaxis, with evidence of appropriate Continued Professional Development (CPD).</p> <p>Practitioners should be constantly alert to any subsequent recommendations from the UKHSA and/or NHSE and other sources of medicines information.</p> <p>Note: The most current national recommendations should be followed but a Patient Specific Direction (PSD) may be required to administer the vaccine in line with updated recommendations that are outside the criteria specified in this PGD.</p>

4. Clinical condition or situation to which this PGD applies

<p>Clinical condition or situation to which this PGD applies</p>	<p>Indicated for:</p> <ul style="list-style-type: none"> the active immunisation of individuals from 6 weeks (routinely 8 weeks) to under 10 years of age for the prevention of diphtheria, tetanus, pertussis, poliomyelitis, <i>Haemophilus influenzae</i> type b and hepatitis B in accordance with the national immunisation programme and recommendations given in Chapter 15, Chapter 16, Chapter 18, Chapter 24, Chapter 26, and Chapter 30 of Immunisation Against Infectious Disease: 'The Green Book'. individuals who require immunisation in response to an outbreak of polio in accordance with the National polio guidelines: Local and regional services guidelines and recommendations from the local health protection team.
<p>Criteria for inclusion</p>	<p>Individuals from 6 weeks to under 10 years of age who:</p> <ul style="list-style-type: none"> require a primary course of immunisation against diphtheria, tetanus, pertussis, poliomyelitis, <i>Haemophilus influenzae</i> type b and hepatitis B (including those who do not have a complete or reliable vaccination history, see Special considerations / additional information section) have a tetanus prone injury and primary immunisation is considered incomplete or immunisation status is not known or uncertain (see 'The Green Book' Chapter 30) require vaccination in line with the management of cases and contacts of polio in an outbreak in accordance with the National polio guidelines: Local and regional services guidelines and recommendations from the local health protection team
<p>Criteria for exclusion²</p>	<p>Individuals for whom no valid consent has been received.</p> <p>Individuals who:</p> <ul style="list-style-type: none"> are less than 6 weeks of age are aged 10 years and over have had a confirmed anaphylactic reaction to a previous dose of diphtheria, tetanus, pertussis, poliomyelitis, <i>Haemophilus influenzae</i> type b or hepatitis B containing vaccine, including any conjugate vaccines where diphtheria or tetanus toxoid is used in the conjugate have had a confirmed anaphylactic reaction to any component of the vaccine or residual products from manufacture (see Name, strength and formulation plus relevant SPC) are suffering from acute severe febrile illness (the presence of a minor infection is not a contraindication for immunisation)
<p>Cautions including any relevant action to be taken</p> <p>(Continued over page)</p>	<p>The presence of a neurological condition is not a contraindication to immunisation but if there is evidence of current neurological deterioration, deferral of vaccination may be considered, to avoid incorrect attribution of any change in the underlying condition. The risk of such deferral should be balanced against the risk of preventable infection. Vaccination should be promptly given once the diagnosis and/or expected course of the condition becomes clear.</p>

² Exclusion under this PGD does not necessarily mean the medication is contraindicated, but it would be outside its remit and another form of authorisation will be required.

<p>Cautions including any relevant action to be taken (continued)</p>	<p>If a child has experienced encephalopathy or encephalitis within 7 days of a previous immunisation with a pertussis-containing vaccine, it is unlikely these conditions will have been caused by the vaccine and they should have been investigated by a specialist.</p> <p>If a cause was identified or the child recovered within 7 days, immunisation should proceed as recommended. In children where no underlying cause was found and the child did not recover completely within 7 days, immunisation should be deferred until the condition has stabilized or the expected course of the condition becomes clear.</p> <p>If the child has not been investigated by a specialist, then immunisation should be deferred until a specialist opinion is obtained.</p> <p>If a seizure associated with a fever occurred within 72 hours of a previous immunisation with any component of the vaccine, immunisation should continue as recommended if a cause is identified or the child recovers within 24 hours. However, if no underlying cause has been found and the child did not recover completely within 24 hours, further immunisation should be deferred until the condition is stable.</p> <p>The immunogenicity of the vaccine could be reduced in immunosuppressed subjects; however, vaccination is still recommended.</p> <p>Premature infants should be vaccinated in accordance with the national routine immunisation schedule according to their chronological age. Very premature infants (born ≤ 28 weeks of gestation) who are in hospital should have respiratory monitoring for 48-72 hrs when given their first immunisation, particularly those with a previous history of respiratory immaturity. If the child has apnoea, bradycardia or desaturations after the first immunisation, the second immunisation should also be given in hospital, with respiratory monitoring for 48-72 hrs.</p>
<p>Action to be taken if the patient is excluded</p> <p>Continued over page</p>	<p>If aged less than 6 weeks advise to return for routine immunisation when the child is 8 weeks of age or over and give an appropriate appointment. Immunisation can be administered to infants from 6 weeks of age if required, for instance if travelling to an endemic country or at increased risk of hepatitis B virus and dose of HepB vaccine is due.</p> <p>If aged 10 years or over assess for immunisation with Td/IPV as appropriate.</p> <p>In case of postponement due to acute severe febrile illness, advise when the individual can be vaccinated and ensure another appointment is arranged.</p> <p>Seek appropriate advice from the local Screening and Immunisation Team, local Health Protection Team or the individual's clinician when a vaccine is indicated outside the remit of this PGD rather than delay immunisation.</p> <p>The risk to the individual of not being immunised must be taken into account.</p> <p>Document the reason for exclusion and any action taken in the individual's clinical records.</p>

Action to be taken if the patient is excluded (continued)	Inform or refer to the GP or a prescriber as appropriate.
Action to be taken if the patient or carer declines treatment	Informed consent, from the individual or a person legally able to act on the person's behalf, must be obtained for each administration. Advise the individual/parent/carer about the protective effects of the vaccine, the risks of infection and potential complications of disease. Document advice given and the decision reached. Inform or refer to the GP as appropriate.
Arrangements for referral for medical advice	As per local policy

5. Description of treatment

Name, strength and formulation of drug	<p>Diphtheria, tetanus, pertussis (acellular, component), poliomyelitis (inactivated), <i>Haemophilus influenzae</i> type b (conjugate) and hepatitis B (rDNA) vaccine (adsorbed), DTaP/IPV/Hib/HepB:</p> <ul style="list-style-type: none"> • Infanrix®-hexa, powder (Hib) in vial and suspension (DTaP/IPV/HepB) for suspension for injection in a pre-filled syringe or vial The vaccine may contain traces of formaldehyde, neomycin and polymyxin • Vaxelis® suspension for injection in a pre-filled syringe The vaccine may contain traces of glutaraldehyde, formaldehyde, neomycin, streptomycin, polymyxin B and bovine serum albumin
Legal category	<p>Prescription only medicine (POM)</p>
Black triangle ▼	<p>No</p>
Off-label use continued over page	<p>Administration of Infanrix®-hexa to individuals born before 24 weeks of gestational age or to individuals who are over 36 months of age is off-label but is indicated until 10 years of age under this PGD in accordance with national recommendations for the vaccination of individuals with uncertain or incomplete immunisation status guidance and the relevant chapters of 'The Green Book'.</p> <p>Administration of Vaxelis® to individuals who are over 15 months of age is off-label but is indicated until 10 years of age under this PGD in accordance with national guidance recommendations for the vaccination of individuals with uncertain or incomplete immunisation status and the relevant chapters of 'The Green Book'.</p> <p>Administration of DTaP/IPV/Hib/HepB to individuals who experienced an encephalopathy of unknown cause occurring within 7 days following previous vaccination with pertussis-containing vaccine is off-label. Individuals may be vaccinated under this PGD once the condition has stabilized or the expected course of the condition becomes clear (see Cautions), in line with the recommendations in the associated chapters of 'The Green Book'.</p> <p>Administration of Infanrix®-hexa by deep subcutaneous injection to individuals with a bleeding disorder is off-label administration in line with advice in Chapter 4 of 'The Green Book'. Do not administer Vaxelis® by deep subcutaneous injection.</p> <p>The vaccine product SPCs do not make reference to use of DTaP/IPV/Hib/HepB for the management of outbreak, cases or contacts but do include use of the vaccine as a booster and state that the vaccine should be administered in accordance with official recommendations. Vaccination is therefore recommended under this PGD in accordance with the relevant chapters of the Green Book and the National polio guidelines: Local and regional services guidelines.</p> <p>Vaccine should be stored according to the conditions detailed in the Storage section below. However, in the event of an inadvertent or unavoidable deviation of these conditions refer to Vaccine Incident Guidance. Where vaccine is assessed in accordance with these guidelines as appropriate for continued use this would constitute off-label administration under this PGD.</p>

<p>Off-label use (continued)</p>	<p>Where a vaccine is recommended off-label consider, as part of the consent process, informing the individual/patient/carer that the vaccine is being offered in accordance with national guidance but that this is outside the product licence.</p>
<p>Route and method of administration</p> <p>Continued over page</p>	<p>Infanrix®-hexa is presented in two parts, as DTaP/IPV/HepB suspension for injection and Hib powder, which must be reconstituted in accordance with the manufacturer's instructions prior to administration.</p> <p>Vaxelis® is presented as a suspension for injection in a pre-filled syringe.</p> <p>Administer by intramuscular injection, preferably into the anterolateral aspect of the thigh in infants under 1 year of age. The deltoid region of the upper arm may be used in individuals over 1 year of age.</p> <p>When administering at the same time as other vaccines, care should be taken to ensure the appropriate route of injection is used for all the vaccinations. The vaccines should be given at separate sites, preferably in different limbs. If given in the same limb, they should be given at least 2.5cm apart. The site at which each vaccine was given should be noted in the individual's records.</p> <p>For individuals with a bleeding disorder, vaccines normally given by an intramuscular route should be given by deep subcutaneous injection to reduce the risk of bleeding (see "The Green Book" Chapter 4). However, the SPC for Vaxelis® specifically states to not administer by intravascular, intradermal or subcutaneous injection. Therefore, where a deep subcutaneous injection is required, use Infanrix®-hexa.</p> <p>If the only available vaccine is Vaxelis®, individuals with bleeding disorders may be vaccinated intramuscularly if, in the opinion of a doctor familiar with the individual's bleeding risk, vaccines or similar small volume intramuscular injections can be administered with reasonable safety by this route. Individuals on stable anticoagulation therapy, including individuals on warfarin who are up to date with their scheduled INR testing and whose latest INR was below the upper threshold of their therapeutic range, can receive intramuscular vaccination. If the individual receives medication/treatment to reduce bleeding, for example treatment for haemophilia, intramuscular vaccination can be scheduled shortly after such medication/treatment is administered. A fine needle (equal to 23 gauge or finer calibre such as 25 gauge) should be used for the vaccination, followed by firm pressure applied to the site (without rubbing) for at least 2 minutes. The individual/parent/carer should be informed about the risk of haematoma from the injection.</p> <p><u>Infanrix®-hexa</u>: the normal appearance is a white, slightly milky liquid, which may sediment during storage. Shake the DTaP/IPV/HepB suspension for injection well to uniformly distribute the suspension prior to reconstitution of the vial containing the powder (Hib) and before administering the vaccine. The reconstituted vaccine appears as a slightly more cloudy suspension than the liquid component alone.</p> <p>The vaccine should be inspected prior to and after reconstitution and should not be used if discoloured or foreign particles are present.</p>

<p>Route and method of administration (continued)</p>	<p><u>Vaxelis®</u>: shake the pre-filled syringe gently prior to administration to obtain a homogeneous, whitish, cloudy suspension.</p> <p>The suspension should be inspected, prior to administration, for foreign particulate matter and/or variation of physical appearance. If either is observed, discard the pre-filled syringe.</p> <p>The SPCs provide further guidance on administration and are available from the electronic Medicines Compendium website.</p>
<p>Dose and frequency of administration</p> <p>Continued over page</p>	<p>Single 0.5ml dose per administration</p> <p>Routine Childhood Immunisation Schedule</p> <p>The national recommendation for infants is for a 3-dose primary course of DTaP/IPV/Hib/HepB to be administered at 4-week intervals* routinely starting at 8 weeks of age (and no earlier than 6 weeks* of age).</p> <p>DTaP/IPV/Hib/HepB 0.5ml should ideally be given at the:</p> <ul style="list-style-type: none"> • first primary immunisation visit (usually at age 8 weeks) • second primary immunisation visit (usually at age 12 weeks) • third primary immunisation visit (usually at age 16 weeks) <p>*Note: immunisation may be brought forward to commence no earlier than 6 weeks of age, and an interval of not less than 3 weeks (for 1 dose only) when required, for instance due to impending travel to an endemic country.</p> <p>Other diphtheria, tetanus, pertussis and polio containing vaccines are recommended for subsequent routine boosters to complete immunisation in accordance with national recommendations.</p> <p>Vaccination of individuals with incomplete immunisation status</p> <p>When primary vaccination has been delayed the individual should be immunised at the earliest opportunity. If the primary course is interrupted it should be resumed but not repeated, allowing an interval of 4 weeks between remaining doses.</p> <p>If a course was commenced but not completed with pentavalent vaccine (DTaP/IPV/Hib), it can be completed with hexavalent vaccine (DTaP/IPV/Hib/HepB).</p> <p>DTaP/IPV/Hib/HepB can be given to eligible individuals until 10 years of age in accordance with the vaccination of individuals with uncertain or incomplete immunisation status guidance.</p> <p>Management of tetanus prone wound</p> <p>Individuals with incomplete or uncertain history of tetanus immunisation should be vaccinated in accordance with the recommendations in the 'The Green Book' Chapter 30 Table 30.1.</p> <p>Individuals may also require human tetanus immunoglobulin (see 'The Green Book' Chapter 30). This PGD does not cover the administration of immunoglobulin.</p> <p>Immunisation of infants at risk of hepatitis B</p> <p>Infants born to hepatitis B infected mothers should receive monovalent hepatitis B (HepB) vaccine (see HepB PGD) at birth and 4 weeks of age and then 3 doses of DTaP/IPV/Hib/HepB vaccine at 8, 12 and 16 weeks of age. They should receive a booster dose of monovalent HepB vaccine (see HepB PGD) at 12 months of age, at</p>

<p>Dose and frequency of administration (continued)</p>	<p>which time they should also have a blood test to check for hepatitis B infection.</p> <p>Where such infants have received doses of monovalent hepatitis B vaccine scheduled for 0 and 4 weeks late, but before 6 weeks of age, routine primary immunisations should still continue to be scheduled at 8 weeks of age, irrespective of the timing of the late monovalent hepatitis B vaccine dose. This is necessary in order not to delay protection against the other infections.</p> <p>If an infant born to a hepatitis B infected mother attends after the age of 6 weeks for their first or second dose of hepatitis B vaccine, DTaP/IPV/Hib/HepB should be administered along with the primary immunisation series, with subsequent immunisation visits scheduled at 4-week intervals. In this situation it is very important that the child is tested, at 12 months of age, to check whether they were infected early in life as they missed an early dose of HepB vaccine.</p> <p>Management of cases and contacts of polio outbreak</p> <p>Cases and contacts of polio should be managed in accordance with National polio guidelines: Local and regional services guidelines and recommendations from the local health protection team.</p> <p>Management will depend on the level of exposure but may include the administration of a single dose of IPV containing vaccine, regardless of vaccine history.</p>
<p>Duration of treatment</p>	<p>See Dose and frequency of administration</p>
<p>Quantity to be supplied / administered</p>	<p>Single 0.5ml dose per administration.</p>
<p>Supplies</p>	<p>Centrally purchased vaccines for the national immunisation programme for the NHS can only be ordered via ImmForm. Vaccines for use for the national immunisation programme are provided free of charge.</p> <p>Protocols for the ordering, storage and handling of vaccines should be followed to prevent vaccine wastage (see protocol for ordering storage and handling of vaccines and Green Book Chapter 3).</p>
<p>Storage</p> <p>Continued over page</p>	<p>Store at +2°C to +8°C. Store in original packaging in order to protect from light. Do not freeze.</p> <p>Stability data indicate that for Infanrix®-hexa the vaccine components are stable at temperatures up to 25°C for 72 hours. After reconstitution the vaccine should be used immediately. However, stability has been demonstrated for 8 hours at 21 °C after reconstitution.</p> <p>For Vaxelis® stability data indicate the vaccine is stable at temperatures up to 25°C for 150 hours.</p> <p>These data are intended to guide healthcare professionals in case of temporary inadvertent temperature excursion only. At the end of these periods the vaccines should be used or discarded.</p> <p>In the event of an inadvertent or unavoidable deviation of these</p>

Storage (continued)	<p>conditions vaccine that has been stored outside the conditions stated above should be quarantined and risk assessed for suitability of continued off-label use or appropriate disposal, refer to Vaccine Incident Guidance.</p>
Disposal	<p>Equipment used for immunisation, including used vials, ampoules, or discharged vaccines in a syringe or applicator, should be disposed of safely in a UN-approved puncture-resistant ‘sharps’ box, according to local authority arrangements and guidance in the Health Technical Memorandum 07-01: Safe management of healthcare waste (Department of Health, 2013) .</p>
Drug interactions	<p>Immunological response may be diminished in those receiving immunosuppressive treatment. This is not a reason to withhold vaccination, but the individual/parent/carer should be advised.</p> <p>May be given at the same time as other vaccines (Identification and management of adverse reactions – see below).</p> <p>A detailed list of interactions is available in the SPCs, which are available from the electronic Medicines Compendium website.</p>
Identification and management of adverse reactions	<p>When hepatitis B vaccine is added to DTaP/IPV/Hib vaccine the frequency and type of adverse reactions experienced remain similar.</p> <p>Prophylactic paracetamol is routinely recommended with co-administered infant doses of DTaP/IPV/Hib/HepB and 4CMenB (see the information about MenB vaccine and paracetamol and the What to expect after vaccinations leaflet on the Immunisation collection webpage for more information).</p> <p>Increased reporting rates of convulsions (with or without fever) and hypotonic hyporesponsive episode (HHE) were observed with concomitant administration of DTaP/IPV/Hib/HepB and PCV13.</p> <p>Prophylactic administration of paracetamol is not routinely recommended where PCV13 and DTaP/IPV/Hib/HepB are co-administered in the absence of 4CMenB. Administration of paracetamol concomitantly with PCV13 vaccination may reduce the immune response to some pneumococcal serotypes in PCV13 in infancy, although this reduction is unlikely to be clinically significant; this effect is not seen when also co-administered with the 4CMenB vaccine. If post immunisation fever does occur after any vaccination visit, then symptoms may be managed with paracetamol.</p> <p>Local reactions following vaccination are very common such as pain, bruising, induration, swelling or redness at the injection site. A small painless nodule may form at the injection site.</p> <p>Other common adverse reactions include fever, abnormal crying, irritability, restlessness, appetite loss, fatigue, diarrhoea, vomiting and nervousness.</p> <p>Hypersensitivity reactions, such as bronchospasm, angioedema, rash, dyspnoea, erythema multiforme, urticaria, and anaphylaxis reaction (such as urticaria, angioedema, oedema, face oedema, shock) can occur but are very rare. A detailed list of adverse reactions is available in the SPCs, which are available from the electronic Medicines Compendium website.</p>

Reporting procedure of adverse reactions	<p>Healthcare professionals and individuals/parents/carers are encouraged to report suspected adverse reactions to the Medicines and Healthcare products Regulatory Agency (MHRA) using the MHRA Yellow card reporting site or search for MHRA Yellow Card in the Google Play or Apple App Store.</p> <p>Any adverse reaction to a vaccine should be documented in the individual's record and the individual's GP should be informed.</p>
Written information to be given to patient or carer	<p>Offer marketing authorisation holder's patient information leaflet (PIL) provided with the vaccine.</p> <p>Immunisation promotional material may be provided as appropriate:</p> <ul style="list-style-type: none"> • A guide to immunisations for babies up to 13 months of age • A quick guide to childhood immunisation for the parents of premature babies • What to expect after vaccinations • Using paracetamol to prevent and treat fever after MenB vaccination <p>Available from: www.gov.uk/government/collections/immunisation</p>
Patient advice and follow up treatment	<p>Inform the individual/parent/carer of possible side effects and their management.</p> <p>Give advice regarding normal reaction to the injection, for example redness and pain at the injection site.</p> <p>Advise the parent/carer about administering prophylactic paracetamol with routine immunisations scheduled at 8 weeks and 16 weeks of age when DTaP/IPV/Hib/HepB is co-administered with MenB vaccine (see Identification and management of adverse reactions).</p> <p>The individual/parent/carer should be advised to seek medical advice in the event of an adverse reaction.</p> <p>When administration is postponed advise the individual/parent/carer when to return for vaccination.</p>
Special considerations and additional information (Continued over page)	<p>Ensure there is immediate access to adrenaline (epinephrine) 1 in 1000 injection and access to a telephone at the time of vaccination.</p> <p>Minor illnesses without fever or systemic upset are not valid reasons to postpone immunisation. If an individual is acutely unwell, immunisation may be postponed until they have fully recovered. A family history of seizures is not a contraindication to immunisation. (see Green Book Chapter 26 and SPCs). When there is a personal or family history of febrile seizures, there is an increased risk of these occurring after any fever, including that caused by immunisation. Seizures associated with fever are rare in the first six months of life and most common in the second year of life. After this age the frequency falls and they are rare after five years of age (see Green Book Chapter 26).</p> <p>Children coming to the UK who have a history of completing immunisation in their country of origin may not have been offered protection against all the antigens currently used in the UK. They may not have received Hib-containing vaccines in their country of origin.</p>

<p>Special considerations and additional information (continued)</p>	<p>Children coming from developing countries, from areas of conflict, or from hard-to-reach population groups may not have been fully immunised.</p> <p>Where there is no reliable history of previous immunisation, it should be assumed that individuals are unimmunised and the full UK recommendations should be followed.</p> <p>Un- or incompletely immunised children require 1 dose of Hib over the age of 1 year. It does not matter if the child receives additional Hib at subsequent appointments if the DTaP/IPV/Hib/HepB vaccine is given.</p> <p>If an individual has received vaccination for a tetanus-prone wound with the same vaccine as due for routine immunisation and it was administered at an appropriate interval then the routine immunisation is not required; refer to advice in 'The Green Book' Chapter 30.</p> <p>Tetanus vaccine given at the time of a tetanus-prone injury may not boost immunity early enough to give additional protection within the incubation period of tetanus. Therefore, tetanus vaccine is not considered adequate for treating a tetanus-prone wound. However, this provides an opportunity to ensure the individual is protected against future exposure. Individuals may also require human tetanus immunoglobulin which is not covered by this PGD (see 'The Green Book' Chapter 30).</p>
<p>Records</p>	<p>Record:</p> <ul style="list-style-type: none"> • that valid informed consent was given • name of individual, address, date of birth and GP with whom the individual is registered • name of immuniser • name and brand of vaccine • date of administration • dose, form and route of administration of vaccine • quantity administered • batch number and expiry date • anatomical site of vaccination • advice given, including advice given if excluded or declines immunisation • details of any adverse drug reactions and actions taken • supplied via PGD <p>Records should be signed and dated (or a password-controlled immuniser's record on e-records).</p> <p>All records should be clear, legible and contemporaneous.</p> <p>This information should be recorded in the individual's GP record. Where vaccine is administered outside the GP setting appropriate health records should be kept and the individual's GP informed.</p> <p>The local Child Health Information Systems team (Child Health Records Department) must be notified using the appropriate documentation/pathway as required by any local or contractual arrangement.</p> <p>A record of all individuals receiving treatment under this PGD should also be kept for audit purposes in accordance with local policy.</p>

6. Key references

Key references	<p>DTaP/IPV/Hib/HepB vaccine</p> <ul style="list-style-type: none">• Immunisation Against Infectious Disease: The Green Book Chapter 15, Chapter 16 and Chapter 26 last updated 19 April 2013; Chapter 30, last updated 6 June 2022; Chapter 24, last updated 7 April 2016; and Chapter 18, last updated 7 February 2022 www.gov.uk/government/collections/immunisation-against-infectious-disease-the-green-book• Summary of Product Characteristic for Infanrix®-hexa, GlaxoSmithKline. Last updated on eMC 01 January 2021 www.medicines.org.uk/emc/product/2586/smcp• Summary of Product Characteristics for Vaxelis® 8 June 2022 www.medicines.org.uk/emc/product/12264• The hexavalent DTaP/IPV/Hib/HepB combination vaccine information for healthcare practitioners www.gov.uk/government/publications/hexavalent-combination-vaccine-programme-guidance• Vaccination of individuals with uncertain or incomplete immunisation status www.gov.uk/government/publications/vaccination-of-individuals-with-uncertain-or-incomplete-immunisation-status• National polio guidelines: Local and regional services, updated 26 September 2019 assets.publishing.service.gov.uk/government/uploads/system/uploads/attachment_data/file/833211/National_polio_guidelines_2019.pdf <p>General</p> <ul style="list-style-type: none">• Health Technical Memorandum 07-01: Safe Management of Healthcare Waste. Department of Health 20 March 2013. www.england.nhs.uk/publication/management-and-disposal-of-healthcare-waste-hm-07-01/• National Minimum Standards and Core Curriculum for Immunisation Training. Published February 2018. www.gov.uk/government/publications/national-minimum-standards-and-core-curriculum-for-immunisation-training-for-registered-healthcare-practitioners• NICE Medicines Practice Guideline 2 (MPG2): Patient Group Directions. Published March 2017. www.nice.org.uk/guidance/mpg2• NICE MPG2 Patient group directions: competency framework for health professionals using patient group directions. Updated March 2017. www.nice.org.uk/guidance/mpg2/resources• Immunisation Collection www.gov.uk/government/collections/immunisation• Vaccine Incident Guidance www.gov.uk/government/publications/vaccine-incident-guidance-responding-to-vaccine-errors
-----------------------	--

7. Practitioner authorisation sheet

DTaP/IPV/Hib/HepB PGD v04.00 Valid from: 25 July 2022 Expiry: 24 July 2024

Before signing this patient group direction (PGD), check that the document has had the necessary authorisations in section 2. Without these, this PGD is not lawfully valid.

Practitioner

By signing this PGD you are indicating that you agree to its contents and that you will work within it.

PGDs do not remove inherent professional obligations or accountability.

It is the responsibility of each professional to practise only within the bounds of their own competence and professional code of conduct.

I confirm that I have read and understood the content of this PGD and that I am willing and competent to work to it within my professional code of conduct.			
Name	Designation	Signature	Date

Authorising manager

I confirm that the practitioners named above have declared themselves suitably trained and competent to work under this PGD. I give authorisation on behalf of for the above named health care professionals who have signed the PGD to work under it.			
Name	Designation	Signature	Date

Note to authorising manager

Score through unused rows in the list of practitioners to prevent practitioner additions post managerial authorisation.

This authorisation sheet should be retained to serve as a record of those practitioners authorised to work under this PGD.