



Registration and user guide for care homes





## SHARE VACANCY UPDATES

Update bed vacancies in **less than 10 seconds** and share with NHS, council and hospital teams.



## ACCESS KEY RESOURCES

Access helpful resources and information **shared by local commissioners and hospital teams** to support with keeping residents well.



The reporting of bed vacancies is really simple and has led to a fall in calls to the homes from commissioners, all asking the same questions.

**Care home provider**



CarePulse is really handy and useful as it makes the process accessible and slicker in looking for placements for our Service Users.

**Discharge coordinator, South-East London Hospital**



It is great to have good quality information, details of care home locations and vacancy information all in one place.

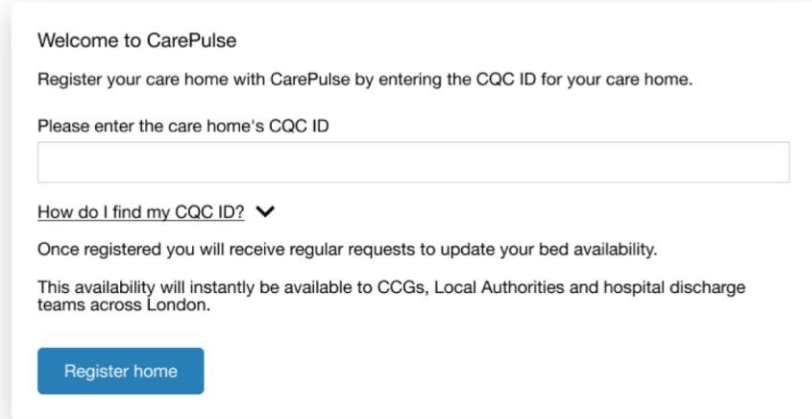
**CHC lead, London CCG**

# How to register

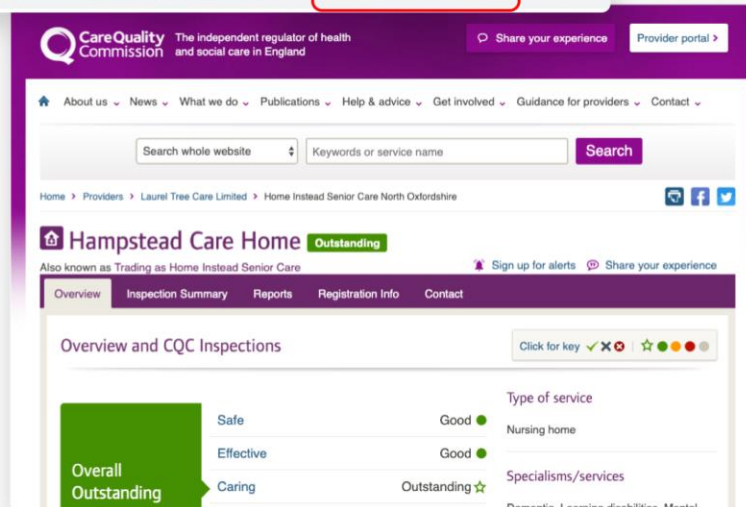
1

## Find your care home

Visit [www.carepulse.co.uk/care\\_home\\_registration/](http://www.carepulse.co.uk/care_home_registration/) and enter your CQC ID



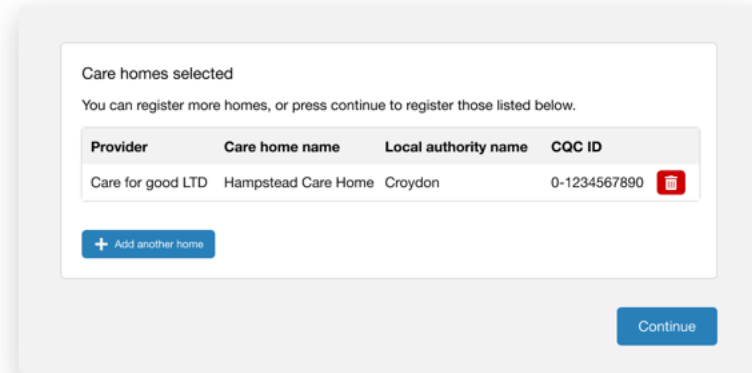
You can find your CQC ID in your CQC profile.  
[www.cqc.org.uk/](http://www.cqc.org.uk/)



## 2 Review your details


Your care home details will then be displayed.  
Please review to check these are correct.

You have the option to register several homes  
at the same time.



Care homes selected

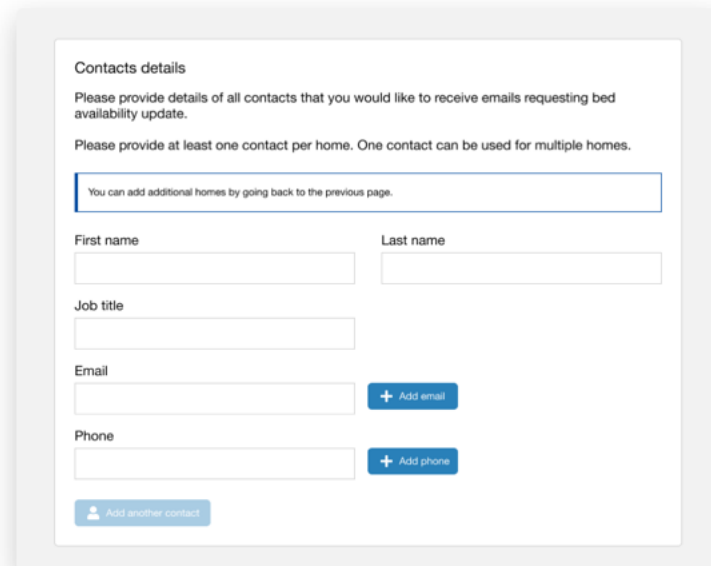
You can register more homes, or press continue to register those listed below.

Provider	Care home name	Local authority name	CQC ID
Care for good LTD	Hampstead Care Home	Croydon	0-1234567890 

[+ Add another home](#)

[Continue](#)

## 3 Enter contact details



Contacts details

Please provide details of all contacts that you would like to receive emails requesting bed availability update.

Please provide at least one contact per home. One contact can be used for multiple homes.

You can add additional homes by going back to the previous page.

First name

Last name

Job title

Email  [+ Add email](#)

Phone  [+ Add phone](#)

[+ Add another contact](#)

Now enter the details of everyone in the home  
who would like to access CarePulse.

Don't worry, you can edit this information  
anytime.

## You have successfully registered

You will receive a confirmation email with a link to access your CarePulse page.

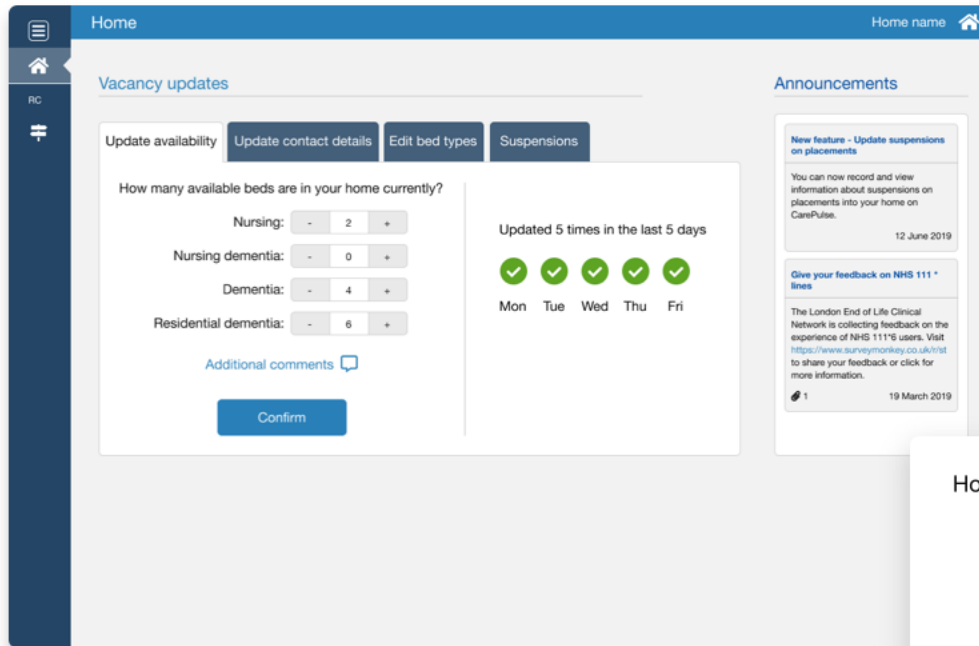


### Registration complete

Thank you for registering an account.  
We will email you shortly with details about how you can update your bed availability.

So... what next?

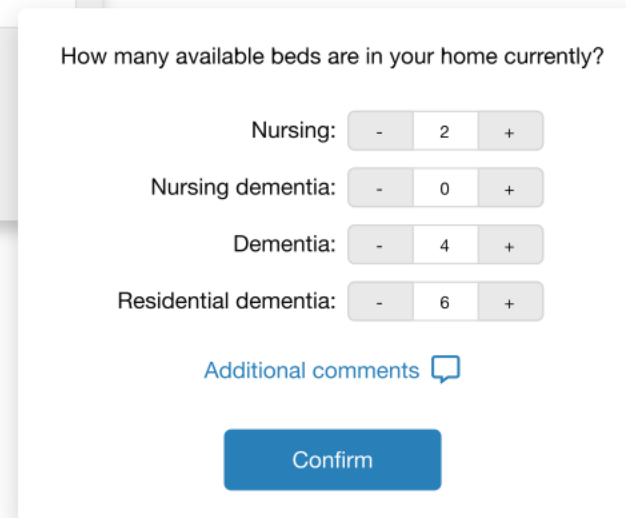
# Share your vacancy information



The screenshot shows the CarePulse homepage. On the left is a navigation menu with 'Home', 'RC', and a hamburger menu icon. The main content area is titled 'Home' and 'Home name'. Under 'Vacancy updates', there are four tabs: 'Update availability', 'Update contact details', 'Edit bed types', and 'Suspensions'. The 'Update availability' tab is active, showing a form to update the number of available beds. The form includes four rows of input fields: 'Nursing' (value 2), 'Nursing dementia' (value 0), 'Dementia' (value 4), and 'Residential dementia' (value 6). Each row has minus and plus buttons. To the right of the form, it says 'Updated 5 times in the last 5 days' and shows five green checkmarks for the days Mon, Tue, Wed, Thu, and Fri. Below the form is an 'Additional comments' field with a speech bubble icon and a 'Confirm' button. On the right side of the page, there is an 'Announcements' section with two items. The first is titled 'New feature - Update suspensions on placements' and dated 12 June 2019. The second is titled 'Give your feedback on NHS 111 Lines' and dated 19 March 2019.

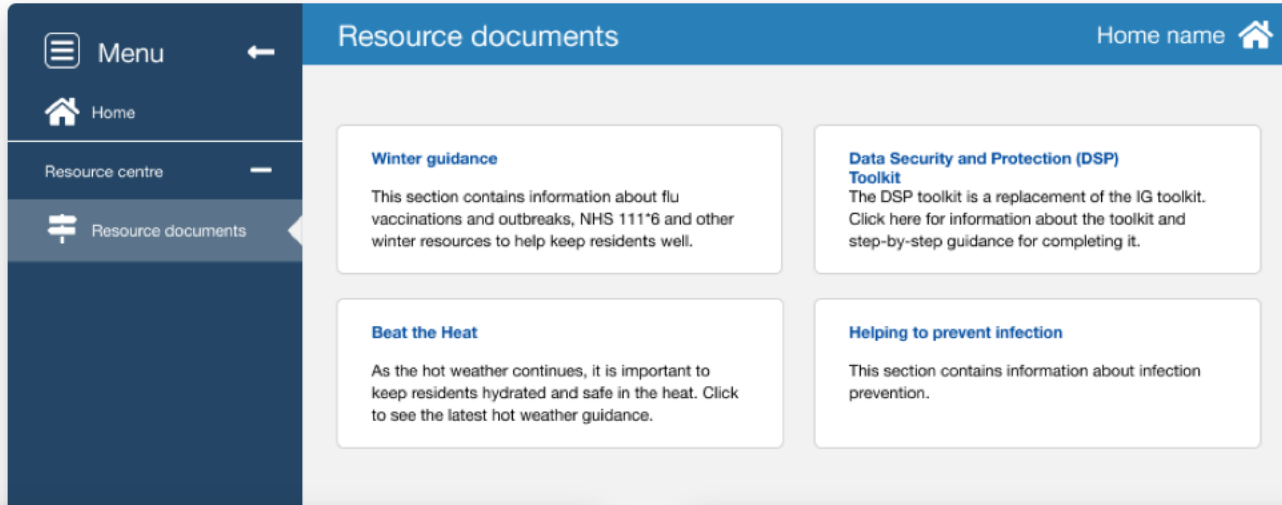
You can quickly **update the number of vacant beds** on your homepage. CCGs, councils and hospitals will **immediately** see the number of vacancies you entered. You can also customise the type of beds available in your home.

Key alerts and announcements from commissioners will be displayed on the right of your homepage.



This is a close-up of the 'Update availability' form. It asks 'How many available beds are in your home currently?'. It features four rows of input fields: 'Nursing' (value 2), 'Nursing dementia' (value 0), 'Dementia' (value 4), and 'Residential dementia' (value 6). Each row has minus and plus buttons. Below the form is an 'Additional comments' field with a speech bubble icon and a 'Confirm' button.

# Explore key resources



Winter 2018/19   Flu   NHS 111\*6   Other resources


## Winter Readiness pack 2018/19

The Enhanced Health in Care Homes Programme Team have developed a Winter Readiness Pack to support care homes to prepare for winter.


Inside this pack you will find:

1. A letter from Professor Oliver Shanley OBE, Regional Chief Nurse (London Region) for NHSE and NHSI (see below)
2. [Flu guidance](#)
3. [NHS 111 \\*6 guidance](#)
4. [Other resources](#)

Please do not hesitate to get in touch with one of the Enhanced Health in Care Homes team members if you need any further information via email [hlp.ehchprogramme@nhs.net](mailto:hlp.ehchprogramme@nhs.net).



Winter readiness pack letter  
PDF | 84.4 KB (20 December 2018)



## Data Security and Protection (DSP) Toolkit

The Data Security and Protection Toolkit, a replacement of the IG Toolkit, is an online self-assessment tool that allows organisations to measure their performance against the National Data Guardian's 10 data security standards.

All organisations that have access to NHS patient data and systems must use this toolkit to provide assurance that they are practising good data security and that personal information is handled correctly. Completion of the toolkit is a requirement under the **NHS Standard Contract General Conditions 21: Patient Confidentiality, Data, Protection, Freedom of Information and Transparency**.

This resource is available to help you complete the Toolkit.

1. [About the Data Security and Protection Toolkit](#)
2. [Available training](#)
3. [Resources](#)

[www.dsptoolkit.nhs.uk](http://www.dsptoolkit.nhs.uk)

Don't miss this chance to share information about your home.

Register now at:

[www.carepulse.co.uk/care\\_home\\_registration/](http://www.carepulse.co.uk/care_home_registration/)

## Contact us

Email us at [Vacancies@CarePulse.co.uk](mailto:Vacancies@CarePulse.co.uk)