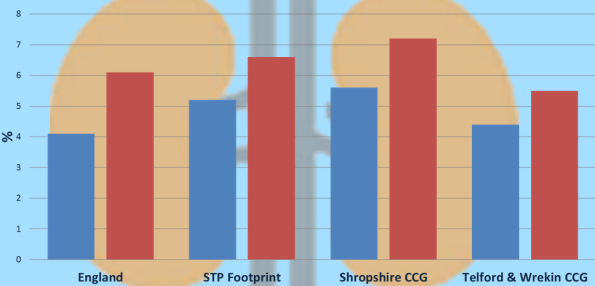


SHROPSHIRE, TELFORD & WREKIN STP

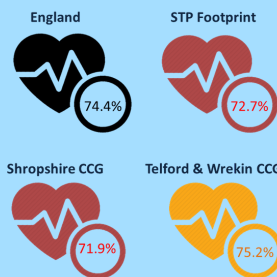
Shropshire, Telford & Wrekin STP is a region with a 0.5 million footprint population and covers 2 Clinical Commissioning Groups (CCG's)

Chronic Kidney Disease (CKD)

■ CKD: QOF Prevalence 18+ (2016/17)
■ CKD Expected Prevalence (2011)




Last BP reading measured in last 12 months is <=140/85 (2014/15)



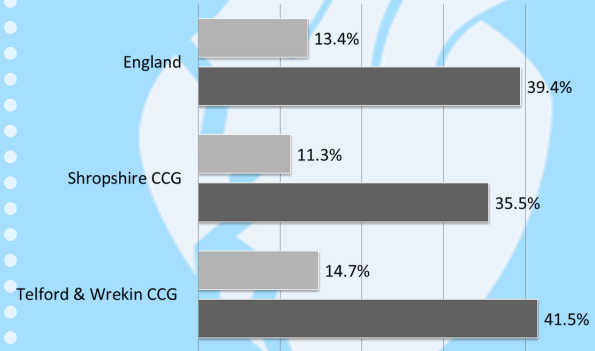
Diabetes

■ QOF Prevalence, 17+ (2016/17)
■ Estimated Prevalence of Diabetes (Undiagnosed and Diagnosed) 2017



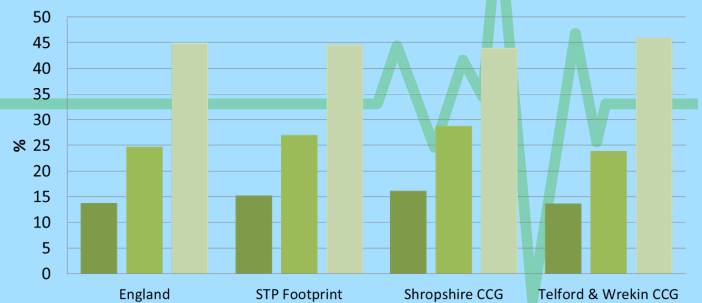
Mortality Rates (under 75)

■ Stroke Mortality Rates (2014-16)
■ Coronary Heart Disease Mortality Rates (2014-16)



Hypertension

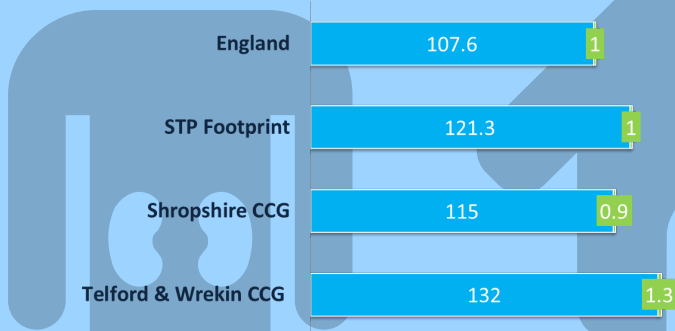
■ Hypertension: QOF Prevalence, all ages (2016/17)
■ Estimated Prevalence, all ages (2011)
■ The % of patients with controlled hypertension (2014/15)



Renal Replacement Therapy (RRT)

■ The number of people accepted onto renal replacement therapy per million population (2010-2015)

■ Ratio of observed to expected RRT acceptance rate (2010-2015)



■ % of all patients receiving RRT as Kidney Transplant

■ % of all people receiving RRT as Home Dialysis

■ % of all people receiving RRT as Hospital Dialysis

