



PHE publications gateway number: GW-593

PATIENT GROUP DIRECTION (PGD)

Administration of diphtheria, tetanus, acellular pertussis, inactivated poliomyelitis, *Haemophilus influenzae* type b and hepatitis B vaccine (DTaP/IPV/Hib/HepB) to individuals from 6 weeks (routinely 8 weeks) to under 10 years of age in accordance with the national immunisation programme.

This PGD is for the administration of diphtheria, tetanus, acellular pertussis, inactivated poliomyelitis, *Haemophilus influenzae* type b and hepatitis B vaccine (DTaP/IPV/Hib/HepB) by registered healthcare practitioners identified in Section 3, subject to any limitations to authorisation detailed in Section 2.

Reference no: DTaP/IPV/Hib/HepB PGD
Version no: v02.00
Valid from: 1 September 2019
Review date: 1 March 2021
Expiry date: 31 August 2021

Public Health England has developed this PGD to facilitate publicly-funded immunisation in line with national recommendations.

Those using this PGD must ensure that it is organisationally authorised and signed in Section 2 by an appropriate authorising person, relating to the class of person by whom the product is to be supplied, in accordance with Human Medicines Regulations 2012 (HMR2012)¹. **THE PGD IS NOT LEGAL OR VALID WITHOUT SIGNED AUTHORISATION IN ACCORDANCE WITH [HMR2012 SCHEDULE 16 Part 2](#).**

Authorising organisations must not alter, amend or add to the clinical content of this document (sections 4, 5 and 6); such action will invalidate the clinical sign-off with which it is provided. In addition authorising organisations must not alter section 3 'Characteristics of staff'. Only sections 2 and 7 can be amended within the designated editable fields provided.

Operation of this PGD is the responsibility of commissioners and service providers.

INDIVIDUAL PRACTITIONERS MUST BE AUTHORISED BY NAME, UNDER THE CURRENT VERSION OF THIS PGD BEFORE WORKING ACCORDING TO IT.

Practitioners and organisations must check that they are using the current version of the PGD. Amendments may become necessary prior to the published expiry date. Current versions of PHE PGD templates for authorisation can be found from:

<https://www.gov.uk/government/collections/immunisation-patient-group-direction-pgd>


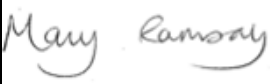

Any concerns regarding the content of this PGD should be addressed to:
immunisation@phe.gov.uk

Change history

| Version number | Change details | Date |
|----------------|--|------------|
| V01.00 | New PHE PGD template | 03/07/2017 |
| V02.00 | <p>PHE DTAP/IPV/Hib/HepB PGD v01.00 reviewed and amended to:</p> <ul style="list-style-type: none">• include additional healthcare practitioners in Section 3• remove reference to using pentavalent DTaP/IPV/Hib vaccine• refer to vaccine incident guidelines in off-label and storage sections• review wording regarding use of prophylactic paracetamol• include minor rewording, layout and formatting changes for clarity and consistency with other PHE PGD templates | 19/07/2019 |

1. PGD development

This PGD has been developed by the following health professionals on behalf of Public Health England:

| Developed by: | Name | Signature | Date |
|--|--|--|------------|
| Pharmacist (Lead Author) | Elizabeth Graham Lead Pharmacist Immunisation and Countermeasures, PHE |  | 19/07/2019 |
| Doctor | Mary Ramsay Consultant Epidemiologist and Head of Immunisation and Countermeasures, PHE |  | 19/07/2019 |
| Registered Nurse (Chair of Expert Panel) | David Green Nurse Consultant – Immunisation and Countermeasures, PHE |  | 19/07/2019 |

This PGD has been peer reviewed by the PHE Immunisations PGD Expert Panel in accordance with PHE PGD Policy. It has been ratified by the PHE Medicines Management Group and PHE Quality and Clinical Governance Steering Group.

Expert Panel

| Name | Designation |
|---------------------|--|
| Ed Gardner | Advanced Paramedic Practitioner/Emergency Care Practitioner, Medicines Manager, Proactive Care Lead |
| Michelle Jones | Senior Medicines Optimisation Pharmacist, NHS Bristol North Somerset & South Gloucestershire CCG |
| Shamez Ladhani | Consultant Epidemiologist, Public Health England |
| Jacqueline Lamberty | Lead Pharmacist Medicines Management Services, Public Health England |
| Vanessa MacGregor | Consultant in Communicable Disease Control, Public Health England, East Midlands Health Protection Team |
| Alison Mackenzie | Consultant in Public Health Medicine, Screening and Immunisation Lead, Public Health England (South West) / NHS England and NHS Improvement South (South West) |
| Sema Mandal | Consultant Epidemiologist, Public Health England |
| Gill Marsh | Senior Screening and Immunisation Manager, Public Health England / NHS England and NHS Improvement Lancashire and South Cumbria |
| Lesley McFarlane | Screening and Immunisation Co-ordinator, Public Health England / NHS England and NHS Improvement Leicestershire, Lincolnshire and Northamptonshire |
| Sally Millership | Consultant in Communicable Disease Control, Public Health England, East of England Health Protection Team |
| Tushar Shah | Pharmacy Advisor, NHS England and NHS Improvement London Region |
| Sharon Webb | Programme Manager / Registered Midwife, NHS Infectious Diseases in Pregnancy Screening Programme, Public Health England |


2. Organisational authorisations

The PGD is not legally valid until it has had the relevant organisational authorisation.

It is the responsibility of the organisation that has legal authority to authorise the PGD, to ensure that all legal and governance requirements are met. The authorising body accepts governance responsibility for the appropriate use of the PGD.

NHS ENGLAND & IMPROVEMENT MIDLANDS authorises this PGD for use by the services or providers listed below:

| |
|---|
| Authorised for use by the following organisations and/or services |
| General medical practices in Leicester, Leicestershire, Rutland, Lincolnshire and Northamptonshire from which NHS England & NHS Improvement Midlands commissions immunisation services |
| Limitations to authorisation |
| |

| Organisational approval (legal requirement) | | | |
|--|---------------|--|-----------------------------|
| Role | Name | Sign | Date |
| Medical Director, NHS England & Improvement Midlands | Dr Aly Rashid |  | 1 st August 2019 |

| Additional signatories according to locally agreed policy | | | |
|---|------|------|------|
| Role | Name | Sign | Date |
| | | | |
| | | | |
| | | | |
| | | | |

Local enquiries regarding the use of this PGD may be directed to england.limms@nhs.net - the Leicestershire, Lincolnshire and Northamptonshire public health/screening and immunisation team

Section 7 provides a practitioner authorisation sheet. Individual practitioners must be authorised by name to work to this PGD. Alternative practitioner authorisation sheets may be

used where appropriate in accordance with local policy but this should be an individual agreement or a multiple practitioner authorisation sheet as included at the end of this PGD.

3. Characteristics of staff

| | |
|--|--|
| <p>Qualifications and professional registration</p> | <p>Registered professional with one of the following bodies:</p> <ul style="list-style-type: none"> nurses and midwives currently registered with the Nursing and Midwifery Council (NMC) pharmacists currently registered with the General Pharmaceutical Council (GPhC) (Note: This PGD is not relevant to privately provided community pharmacy services) paramedics and physiotherapists currently registered with the Health and Care Professions Council (HCPC) <p>The practitioners above must also fulfil the Additional requirements detailed below.</p> <p>Check Section 2 Limitations to authorisation to confirm whether all practitioners listed above have organisational authorisation to work under this PGD.</p> |
| <p>Additional requirements</p> | <p>Additionally practitioners:</p> <ul style="list-style-type: none"> must be authorised by name as an approved practitioner under the current terms of this PGD before working to it must have undertaken appropriate training for working under PGDs for supply/administration of medicines must be competent in the use of PGDs (see NICE Competency framework for health professionals using PGDs) must be familiar with the vaccine product and alert to changes in the Summary of Product Characteristics (SPC), Immunisation Against Infectious Disease (‘The Green Book’), and national and local immunisation programmes must have undertaken training appropriate to this PGD as required by local policy and in line with the National Minimum Standards and Core Curriculum for Immunisation Training must be competent to undertake immunisation and to discuss issues related to immunisation must be competent in the handling and storage of vaccines, and management of the ‘cold chain’ must be competent in the recognition and management of anaphylaxis must have access to the PGD and associated online resources should fulfil any additional requirements defined by local policy <p>THE INDIVIDUAL PRACTITIONER MUST BE AUTHORISED BY NAME, UNDER THE CURRENT VERSION OF THIS PGD BEFORE WORKING ACCORDING TO IT.</p> |
| <p>Continued training requirements</p> | <p>Practitioners must ensure they are up to date with relevant issues and clinical skills relating to immunisation and management of anaphylaxis, with evidence of appropriate Continued Professional Development (CPD).</p> <p>Practitioners should be constantly alert to any subsequent recommendations from Public Health England and/or NHS England and other sources of medicines information.</p> <p>Note: The most current national recommendations should be followed but a Patient Specific Direction (PSD) may be required to administer the vaccine in line with updated recommendations that are outside the criteria specified in this PGD.</p> |

4. Clinical condition or situation to which this PGD applies

| | |
|---|---|
| <p>Clinical condition or situation to which this PGD applies</p> | <p>Indicated for the active immunisation of individuals from 6 weeks (routinely 8 weeks) to under 10 years of age for the prevention of diphtheria, tetanus, pertussis, poliomyelitis, <i>Haemophilus influenzae</i> type b and hepatitis B in accordance with the national immunisation programme and recommendations given in Chapter 15, Chapter 16, Chapter 18, Chapter 24, Chapter 26, and Chapter 30 of Immunisation Against Infectious Disease: 'The Green Book'.</p> |
| <p>Criteria for inclusion</p> | <p>Individuals from 6 weeks to under 10 years of age who:</p> <ul style="list-style-type: none"> • require a primary course of immunisation against diphtheria, tetanus, pertussis, poliomyelitis, <i>Haemophilus influenzae</i> type b and hepatitis B (including those who do not have a complete or reliable vaccination history, see Special considerations / additional information section) • have a tetanus prone injury and primary immunisation is considered incomplete or immunisation status is not known or uncertain (see 'The Green Book' Chapter 30) |
| <p>Criteria for exclusion²</p> | <p>Individuals for whom no valid consent has been received.</p> <p>Individuals who:</p> <ul style="list-style-type: none"> • are less than 6 weeks of age • are aged 10 years and over • have had a confirmed anaphylactic reaction to a previous dose of diphtheria, tetanus, pertussis, poliomyelitis, <i>Haemophilus influenzae</i> type b or hepatitis B containing vaccine, including any conjugate vaccines where diphtheria or tetanus toxoid is used in the conjugate • have had a confirmed anaphylactic reaction to any component of the vaccine or residual products from manufacture, including formaldehyde, neomycin and polymyxin (see SPC) • are suffering from acute severe febrile illness (the presence of a minor infection is not a contraindication for immunisation) |
| <p>Cautions including any relevant action to be taken</p> <p>Continued over page</p> | <p>The presence of a neurological condition is not a contraindication to immunisation but if there is evidence of current neurological deterioration, deferral of vaccination may be considered, to avoid incorrect attribution of any change in the underlying condition. The risk of such deferral should be balanced against the risk of the preventable infection, and vaccination should be promptly given once the diagnosis and/or the expected course of the condition becomes clear.</p> <p>If a child has experienced encephalopathy or encephalitis within 7 days of immunisation, it is unlikely that these conditions will have been caused by the vaccine and they should be investigated by a specialist. If a cause is identified or the child recovered within 7 days, immunisation should proceed as recommended. In children where no underlying cause was found and the child did not recover completely within 7 days, immunisation should be deferred until the condition has stabilized or the expected course of the condition becomes clear.</p> |

² Exclusion under this PGD does not necessarily mean the medication is contraindicated, but it would be outside its remit and another form of authorisation will be required.

| | |
|--|---|
| <p>Cautions including any relevant action to be taken (continued)</p> | <p>If a seizure associated with a fever occurred within 72 hours of a previous immunisation with pertussis containing vaccine, immunisation should continue as recommended if a cause is identified or the child recovers within 24 hours. However, if no underlying cause has been found and the child did not recover completely within 24 hours, further immunisation should be deferred until the condition is stable.</p> <p>The immunogenicity of the vaccine could be reduced in immunosuppressed subjects; however vaccination is still recommended.</p> <p>Premature infants should be vaccinated in accordance with the national routine immunisation schedule according to their chronological age. Very premature infants (born ≤ 28 weeks of gestation) who are in hospital should have respiratory monitoring for 48-72 hrs when given their first immunisation, particularly those with a previous history of respiratory immaturity. If the child has apnoea, bradycardia or desaturations after the first immunisation, the second immunisation should also be given in hospital, with respiratory monitoring for 48-72 hrs.</p> |
| <p>Action to be taken if the patient is excluded</p> | <p>If aged less than 6 weeks advise to return for routine immunisation when the child is 8 weeks of age or over and give an appropriate appointment. Immunisation can be administered to infants from 6 weeks of age if required, for instance if travelling to an endemic country or at increased risk of hepatitis B virus and dose of HepB vaccine is due.</p> <p>If aged 10 years or over assess for immunisation with Td/IPV as appropriate.</p> <p>In case of postponement due to acute severe febrile illness, advise when the individual can be vaccinated and ensure another appointment is arranged.</p> <p>Seek appropriate advice from the local Screening and Immunisation Team, local Health Protection Team or the individual's clinician when a vaccine is indicated outside the remit of this PGD rather than delay immunisation.</p> <p>The risk to the individual of not being immunised must be taken into account.</p> <p>Document the reason for exclusion and any action taken in the individual's clinical records.</p> <p>Inform or refer to the GP or a prescriber as appropriate.</p> |
| <p>Action to be taken if the patient or carer declines treatment</p> | <p>Informed consent, from the individual or a person legally able to act on the person's behalf, must be obtained for each administration.</p> <p>Advise the individual/parent/carer about the protective effects of the vaccine, the risks of infection and potential complications of disease.</p> <p>Document advice given and the decision reached.</p> <p>Inform or refer to the GP as appropriate.</p> |
| <p>Arrangements for referral for medical advice</p> | <p>As per local policy</p> |

5. Description of treatment

| | |
|---|--|
| Name, strength & formulation of drug | <p>Diphtheria, tetanus, pertussis (acellular, component), poliomyelitis (inactivated), <i>Haemophilus influenzae</i> type b (conjugate) and hepatitis B (rDNA) vaccine (adsorbed), DTaP/IPV/Hib/HepB:</p> <ul style="list-style-type: none"> • Infanrix[®]-hexa, powder (Hib) in vial and suspension (DTaP/IPV/HepB) for suspension for injection in a pre-filled syringe or vial |
| Legal category | <p>Prescription only medicine (POM)</p> |
| Black triangle▼ | <p>No</p> |
| Off-label use | <p>Administration of Infanrix[®]-hexa (DTaP/IPV/Hib/HepB) to individuals born before 24 weeks of gestational age or to individuals who are over 36 months of age is off-label but is indicated until 10 years of age under this PGD in accordance with PHE recommendations for the vaccination of individuals with uncertain or incomplete immunisation status and the relevant chapters of 'The Green Book'.</p> <p>Administration of DTaP/IPV/Hib/HepB to individuals who experienced an encephalopathy of unknown cause occurring within 7 days following previous vaccination with pertussis containing vaccine is off-label. Individuals may be vaccinated under this PGD once the condition has stabilized or the expected course of the condition becomes clear (see Cautions), in line with the recommendations in the associated chapters of 'The Green Book'.</p> <p>Administration by deep subcutaneous injection to patients with a bleeding disorder is off-label administration in line with advice in Chapter 4 of 'The Green Book'.</p> <p>Vaccine should be stored according to the conditions detailed in the Storage section below. However, in the event of an inadvertent or unavoidable deviation of these conditions refer to PHE Vaccine Incident Guidance. Where vaccine is assessed in accordance with these guidelines as appropriate for continued use this would constitute off-label administration under this PGD.</p> <p>Where a vaccine is recommended off-label consider, as part of the consent process, informing the individual/patient/carer that the vaccine is being offered in accordance with national guidance but that this is outside the product licence.</p> |
| Route / method of administration | <p>DTaP/IPV/Hib/HepB is presented in two parts, as DTaP/IPV/HepB suspension for injection and Hib powder, which must be reconstituted in accordance with the manufacturers' instructions prior to administration.</p> <p>Administer by intramuscular injection, preferably into the anterolateral aspect of the thigh in infants under 1 year of age. The deltoid region of the upper arm may be used in individuals over 1 year of age</p> <p>When administering at the same time as other vaccines care should be taken to ensure that the appropriate route of injection is used for all the vaccinations. The vaccines should be given at separate sites, preferably in different limbs. If given in the same limb, they should be given at least 2.5cm apart. The site at which each vaccine was given should be noted in the individual's records.</p> |

Continued over page

| | |
|---|---|
| <p>Route / method of administration (continued)</p> | <p>For individuals with a bleeding disorder, vaccines normally given by an intramuscular route should be given by deep subcutaneous injection to reduce the risk of bleeding (see “The Green Book” Chapter 4).</p> <p>The vaccine's normal appearance is a white, slightly milky liquid, which may sediment during storage. Shake the DTaP/IPV/HepB suspension for injection well to uniformly distribute the suspension prior to reconstitution of the vial containing the powder (Hib) and before administering the vaccine.</p> <p>The vaccine should be inspected prior to and after reconstitution and should not be used if discoloured or foreign particles are present. The reconstituted vaccine appears as a slightly more cloudy suspension than the liquid component alone.</p> <p>The SPC provides further guidance on administration and is available from the electronic Medicines Compendium website: www.medicines.org.uk</p> |
| <p>Dose and frequency of administration</p> <p>continued over page</p> | <p>Single 0.5ml dose per administration</p> <p>Routine Childhood Immunisation Schedule</p> <p>The national recommendation for infants is for a 3-dose primary course of DTaP/IPV/Hib/HepB to be administered at 4-week intervals* routinely starting at 8 weeks of age (and no earlier than 6 weeks* of age).</p> <p>DTaP/IPV/Hib/HepB 0.5ml should ideally be given at the:</p> <ul style="list-style-type: none"> • first primary immunisation visit (usually at age 8 weeks) • second primary immunisation visit (usually at age 12 weeks) • third primary immunisation visit (usually at age 16 weeks) <p>*Note: immunisation may be brought forward to commence no earlier than 6 weeks of age, and an interval of not less than 3 weeks (for 1 dose only), when required for instance due to impending travel to an endemic country.</p> <p>Vaccination of individuals with incomplete immunisation status</p> <p>When primary vaccination has been delayed the individual should be immunised at the earliest opportunity.</p> <p>If the primary course is interrupted it should be resumed but not repeated, allowing an interval of 4 weeks between remaining doses.</p> <p>If a course was commenced but not completed with pentavalent vaccine (DTaP/IPV/Hib), it can be completed with hexavalent vaccine (DTaP/IPV/Hib/HepB).</p> <p>DTaP/IPV/Hib/HepB can be given to eligible individuals until 10 years of age in accordance with the vaccination of individuals with uncertain or incomplete immunisation status guidance.</p> <p>Management of tetanus prone wound</p> <p>Individuals with incomplete or uncertain history of tetanus immunisation should be vaccinated in accordance with the recommendations in the ‘The Green Book’ Chapter 30 Table 30.1.</p> <p>Individuals may also require human tetanus immunoglobulin (see ‘The Green Book’ Chapter 30). This PGD does not cover the administration of immunoglobulin.</p> |

| | |
|--|--|
| <p>Dose and frequency of administration (continued)</p> | <p>Immunisation of infants at risk of hepatitis B</p> <p>Infants born to hepatitis B infected mothers should receive monovalent hepatitis B (HepB) vaccine (see HepB PGD) at birth and 4 weeks of age and then 3 doses of DTaP/IPV/Hib/HepB vaccine at 8, 12 and 16 weeks of age. They should receive a booster dose of monovalent HepB vaccine (see HepB PGD) at 12 months of age, at which time they should also have a blood test to check for hepatitis B infection.</p> <p>Where such infants have received doses of monovalent hepatitis B vaccine scheduled for 0 and 4 weeks late, but before 6 weeks of age, routine primary immunisations should still continue to be scheduled at 8 weeks of age, irrespective of the timing of the late monovalent hepatitis B vaccine dose. This is necessary in order not to delay protection against the other infections.</p> <p>If an infant born to a hepatitis B infected mother attends after the age of 6 weeks for their first or second dose of hepatitis B vaccine, DTaP/IPV/Hib/HepB should be administered along with the primary immunisation series, with subsequent immunisation visits scheduled at 4-week intervals. In this situation it is very important that the child is tested, at 12 months of age, to check whether they were infected early in life as they missed an early dose of HepB vaccine.</p> |
| <p>Duration of treatment</p> | <p>The primary course usually consists of 3 doses with an interval of 1 month between each dose.</p> <p>Other diphtheria, tetanus, pertussis and polio containing vaccines are routinely recommended for subsequent boosters to complete immunisation in accordance with national recommendations.</p> |
| <p>Quantity to be supplied / administered</p> | <p>Single 0.5ml dose per administration.</p> |
| <p>Supplies</p> | <p>Centrally purchased vaccines for the national immunisation programme for the NHS can only be ordered via ImmForm. Vaccines for use for the national immunisation programme are provided free of charge.</p> <p>Protocols for the ordering, storage and handling of vaccines should be followed to prevent vaccine wastage (see Green Book Chapter 3).</p> |
| <p>Storage</p> | <p>Store at +2°C to +8°C. Store in original packaging in order to protect from light. Do not freeze.</p> <p>Stability data indicate that the vaccine components are stable at temperatures up to 25°C for 72 hours. These data are intended to guide healthcare professionals in case of temporary inadvertent temperature excursion only.</p> <p>After reconstitution vaccine should be used immediately. However, stability has been demonstrated for 8 hours at 21°C after reconstitution.</p> <p>In the event of an inadvertent or unavoidable deviation of these conditions vaccine that has been stored outside the conditions stated above should be quarantined and risk assessed for suitability of continued off-label use or appropriate disposal, refer to PHE Vaccine Incident Guidance.</p> |

| | |
|---|---|
| <p>Disposal</p> | <p>Equipment used for immunisation, including used vials, ampoules, or discharged vaccines in a syringe or applicator, should be disposed of safely in a UN-approved puncture-resistant 'sharps' box, according to local authority regulations and guidance in the technical memorandum 07-01: Safe management of healthcare waste (Department of Health, 2013).</p> |
| <p>Drug interactions</p> | <p>Immunological response may be diminished in those receiving immunosuppressive treatment. This is not a reason to withhold vaccination but the patient/parent/carer should be advised.</p> <p>May be given at the same time as other vaccines (see Identification and management of adverse reactions).</p> <p>A detailed list of interactions is available in the SPC, which is available from the electronic Medicines Compendium website: www.medicines.org.uk</p> |
| <p>Identification & management of adverse reactions</p> | <p>When hepatitis B vaccine is added to DTaP/IPV/Hib vaccine the frequency and type of adverse reactions experienced remain similar.</p> <p>Prophylactic paracetamol is routinely recommended with co-administered infant doses of DTaP/IPV/Hib/HepB and 4CMenB (see the information about MenB vaccine and paracetamol and the What to expect after vaccinations leaflet on the PHE Immunisation webpage for more information).</p> <p>Increased reporting rates of convulsions (with or without fever) and hypotonic hyporesponsive episode (HHE) were observed with concomitant administration of DTaP/IPV/Hib/HepB and PCV13. Prophylactic administration of paracetamol is not routinely recommended where PCV13 and DTaP/IPV/Hib/HepB are co-administered in the absence of 4CMenB, since administration of paracetamol concomitantly with PCV13 vaccination may reduce the immune response to some pneumococcal serotypes in PCV13 in infancy, although this reduction is unlikely to be clinically significant; this effect is not seen when also co-administered with the 4CMenB vaccine. If post immunisation fever does occur after any vaccination visit, then symptoms may be managed with paracetamol.</p> <p>Local reactions following vaccination are very common such as pain, swelling or redness at the injection site. A small painless nodule may form at the injection site.</p> <p>Other common adverse reactions include fever, abnormal crying, irritability, restlessness, appetite loss, fatigue, diarrhoea, vomiting and nervousness.</p> <p>Hypersensitivity reactions, such as bronchospasm, angioedema, urticaria, and anaphylaxis can occur but are very rare.</p> <p>A detailed list of adverse reactions is available in the SPC, which is available from the electronic Medicines Compendium website: www.medicines.org.uk</p> |
| <p>Reporting procedure of adverse reactions</p> <p>Continued over page</p> | <p>Healthcare professionals and patients/carers are encouraged to report suspected adverse reactions to the Medicines and Healthcare products Regulatory Agency (MHRA) using the Yellow Card reporting scheme on: http://yellowcard.mhra.gov.uk</p> <p>Any adverse reaction to a vaccine should be documented in the</p> |

| | |
|---|---|
| <p>Special considerations / additional information (continued)</p> | <p>incubation period of tetanus. Therefore, tetanus vaccine is not considered adequate for treating a tetanus-prone wound. However, this provides an opportunity to ensure that the individual is protected against future exposure. Individuals may also require human tetanus immunoglobulin which is not covered by this PGD (see 'The Green Book' Chapter 30).</p> |
| <p>Records</p> | <p>Record:</p> <ul style="list-style-type: none"> • that valid informed consent was given • name of individual, address, date of birth and GP with whom the individual is registered • name of immuniser • name and brand of vaccine • date of administration • dose, form and route of administration of vaccine • quantity administered • batch number and expiry date • anatomical site of vaccination • advice given, including advice given if excluded or declines immunisation • details of any adverse drug reactions and actions taken • supplied via PGD <p>Records should be signed and dated (or a password-controlled immuniser's record on e-records).</p> <p>All records should be clear, legible and contemporaneous.</p> <p>This information should be recorded in the individual's GP record. Where vaccine is administered outside the GP setting appropriate health records should be kept and the individual's GP informed.</p> <p>The local Child Health Information Systems team (Child Health Records Department) must be notified using the appropriate documentation/pathway as required by any local or contractual arrangement.</p> <p>A record of all individuals receiving treatment under this PGD should also be kept for audit purposes in accordance with local policy.</p> |

6. Key references

| | |
|-----------------------|---|
| Key references | <p>DTaP/IPV/Hib/HepB vaccine</p> <ul style="list-style-type: none">• Immunisation Against Infectious Disease: The Green Book Chapter 15, Chapter 16 and Chapter 26 last updated 19 April 2013; Chapter 30, last updated 26 November 2018; Chapter 24, last updated 7 April 2016; and Chapter 18, last updated 17 July 2017. https://www.gov.uk/government/collections/immunisation-against-infectious-disease-the-green-book• Summary of Product Characteristic for Infanrix®-hexa, GlaxoSmithKline. Last updated on eMC 15 February 2019. https://www.medicines.org.uk/emc/medicine/33313• NHS public health functions agreement 2018-19. Service specification No.4. Immunisation against diphtheria, tetanus, poliomyelitis, pertussis, Hib and HepB programme. September 2018. https://www.england.nhs.uk/publication/public-health-national-service-specifications/• The hexavalent DTaP/IPV/Hib/HepB combination vaccine information for healthcare practitioners https://www.gov.uk/government/publications/hexavalent-combination-vaccine-programme-guidance• Vaccination of individuals with uncertain or incomplete immunisation status. Public Health England. https://www.gov.uk/government/publications/vaccination-of-individuals-with-uncertain-or-incomplete-immunisation-status <p>General</p> <ul style="list-style-type: none">• Health Technical Memorandum 07-01: Safe Management of Healthcare Waste. Department of Health 20 March 2013. https://www.gov.uk/government/publications/guidance-on-the-safe-management-of-healthcare-waste• National Minimum Standards and Core Curriculum for Immunisation Training. Published February 2018. https://www.gov.uk/government/publications/national-minimum-standards-and-core-curriculum-for-immunisation-training-for-registered-healthcare-practitioners• NICE Medicines Practice Guideline 2 (MPG2): Patient Group Directions. Published March 2017. https://www.nice.org.uk/guidance/mpg2• NICE MPG2 Patient group directions: competency framework for health professionals using patient group directions. Updated March 2017. https://www.nice.org.uk/guidance/mpg2/resources• PHE Immunisation Collection https://www.gov.uk/government/collections/immunisation• PHE Vaccine Incident Guidance https://www.gov.uk/government/publications/vaccine-incident-guidance-responding-to-vaccine-errors |
|-----------------------|---|

7. Practitioner authorisation sheet

DTaP/IPV/Hib/HepB PGD v02.00 Valid from: 01/09/2019 Expiry: 31/08/2021

Before signing this patient group direction (PGD), check that the document has had the necessary authorisations in section 2. Without these, this PGD is not lawfully valid.

Practitioner

By signing this PGD you are indicating that you agree to its contents and that you will work within it.

PGDs do not remove inherent professional obligations or accountability.

It is the responsibility of each professional to practise only within the bounds of their own competence and professional code of conduct.

| I confirm that I have read and understood the content of this PGD and that I am willing and competent to work to it within my professional code of conduct. | | | |
|---|-------------|-----------|------|
| Name | Designation | Signature | Date |
| | | | |
| | | | |
| | | | |
| | | | |
| | | | |
| | | | |
| | | | |
| | | | |

Authorising manager

| I confirm that the practitioners named above have declared themselves suitably trained and competent to work under this PGD. I give authorisation on behalf of _____ (INSERT NAME OF PRACTICE) for the above named health care professionals who have signed the PGD to work under it. | | | |
|---|-------------|-----------|------|
| Name | Designation | Signature | Date |
| | | | |

Note to authorising manager

Score through unused rows in the list of practitioners to prevent practitioner additions post managerial authorisation.

This authorisation sheet should be retained to serve as a record of those practitioners authorised to work under this PGD.