



# Reducing Avoidable Term admissions to neonatal units

## Outline of the day



Jayne Wheway  
3rd November 2014



# Welcome and outline of the day

## Housekeeping:

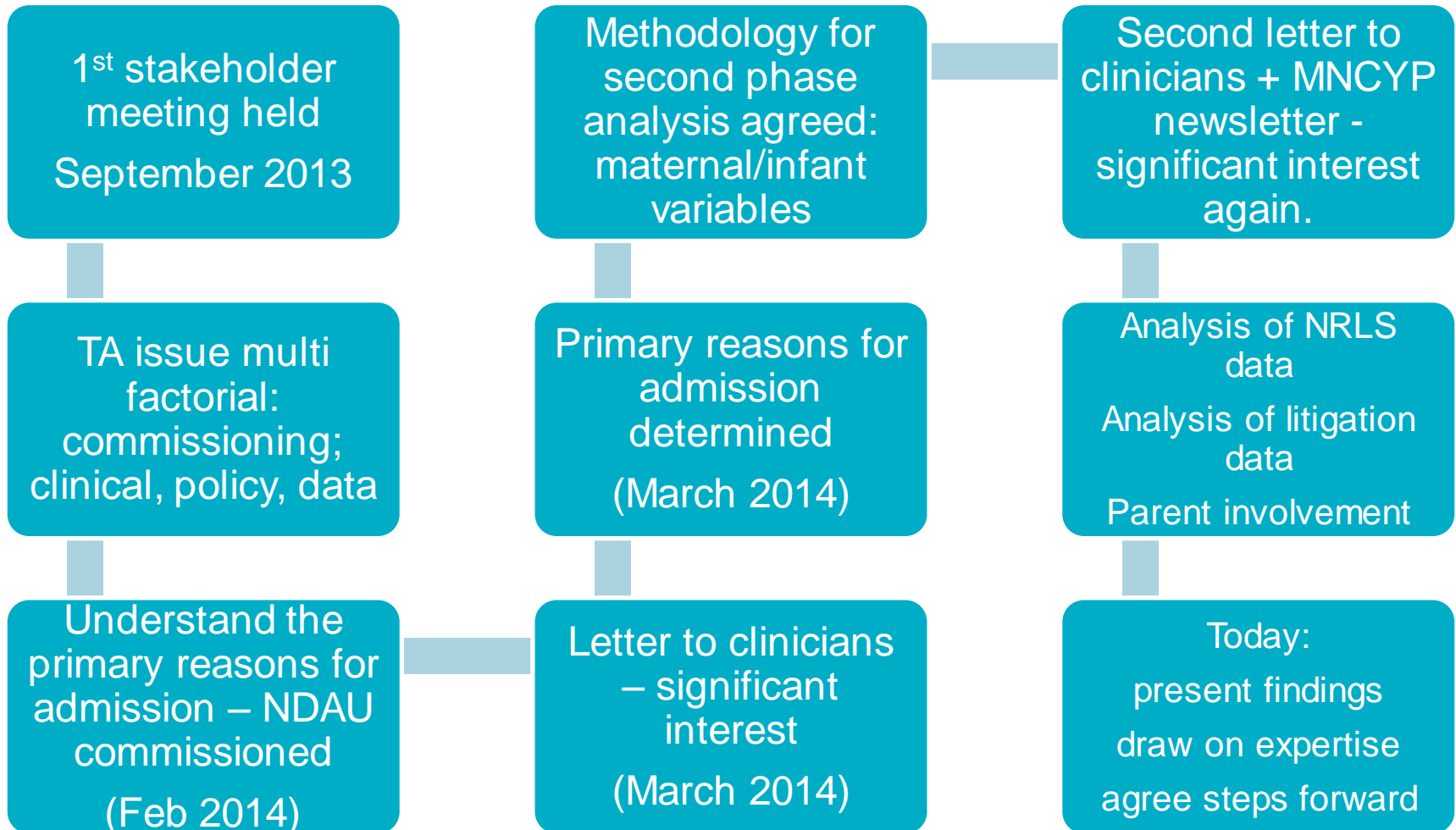
No fire alarm expected today

Hot drinks and lunch – refreshments

Toilets

Evaluation forms

# Background



# Welcome and outline of the day



Royal College of  
Obstetricians &  
Gynaecologists



Royal College  
of Nursing



Litigation Authority



The Royal College of  
Midwives



Morning focused on understanding term admission issue from 4 perspectives:

- NDAU: primary reasons for admission
- NRLS – Safety issues
- NHS LA – claims in relation to
- Parents stories

Late morning: understand national tools which may influence improvements in this area: NEWTT and ST

Afternoon: models for driving improvements

# Outline of the day

Drawing on expertise within the room:


1. Front line
2. Commissioners
3. Benefit of SCN and ODN in the same room

Opportunities to explore areas for deeper interrogation of NNRD and NRLS data – providing rationale

Opportunity to involve parents, commissioners, research expertise, strategic leaders from the start.


Understand priorities for further work

# Background, introductions and aims



Michele Upton

3<sup>rd</sup> Noivember 2014



OF indicator 5.5 - Admission of full term babies to neonatal care:

- Reduction of *avoidable* term admissions to NNU
- Recognition that maternal morbidity plays a part
- Need as a proportion of all births – ONS
- ONS data (Oct 16, 2014) = 0.9% rise in 2012.



## NDAU – NNRD: Primary reasons for admission

Top 5:

1. Respiratory
2. Infection
3. Hypoglycaemia
4. Jaundice
5. Asphyxia/encephalopathy

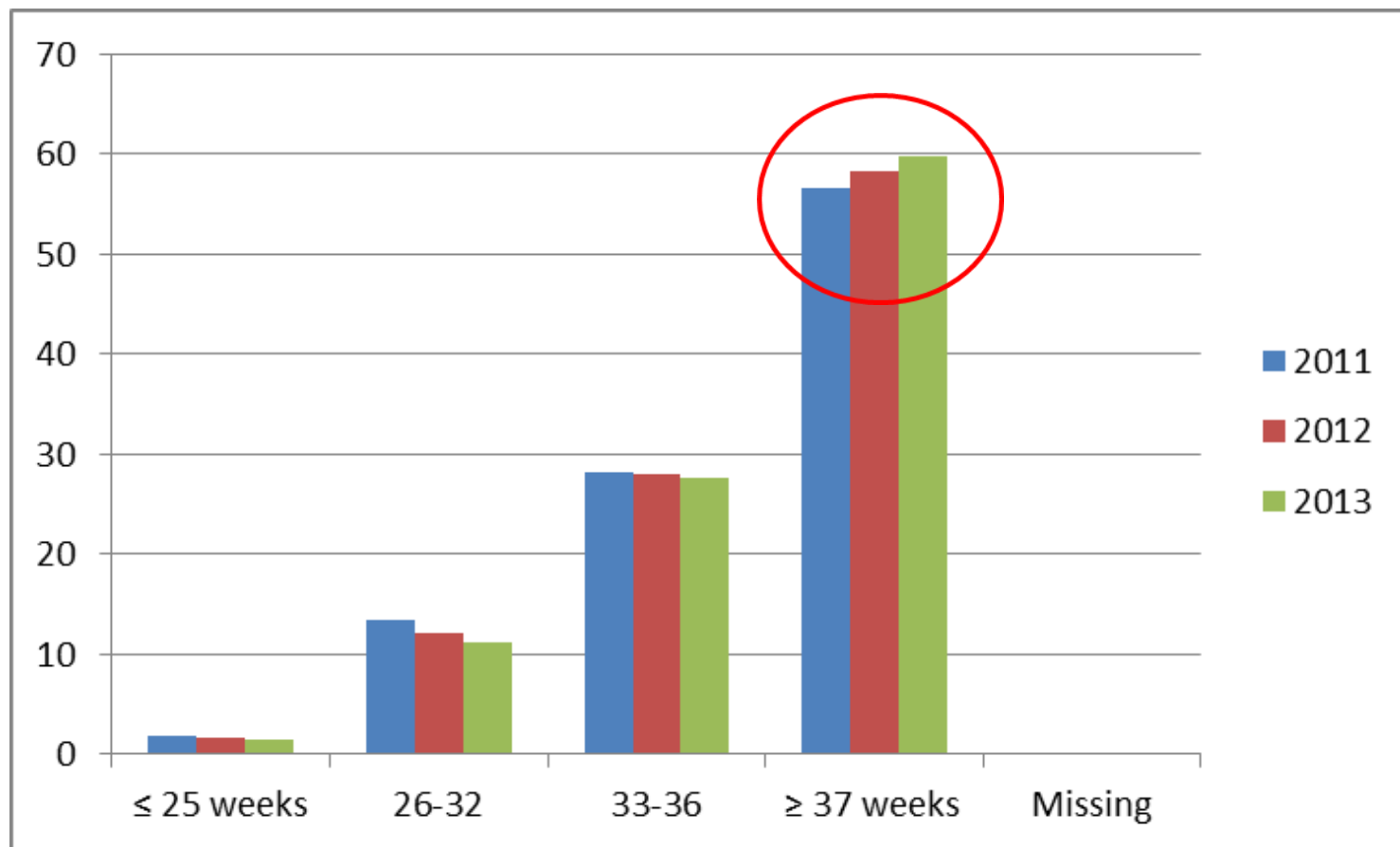
## Admission of full term babies to neonatal care

No. infants admitted to neonatal care (%) by GA category (completed weeks). 01/01/11 to 31/12/13 (England)

	2011		2012		2013	
	N	%	N	%	N	%
<b>≤ 25 weeks</b>	1334	1.8	1274	1.6	1089	1.4
<b>26-32</b>	10049	13.5	9782	12.2	8990	11.2
<b>33-36</b>	20929	28.1	22301	27.9	22152	27.6
<b>≥ 37 weeks</b>	<b>42135</b>	<b>56.6</b>	<b>46626</b>	<b>58.3</b>	<b>48000</b>	<b>59.8</b>
<b>Missing</b>	25	0.03	15	0.02	20	0.02

# Admission of full term babies to neonatal care

No. infants admitted to neonatal care (%) by GA category (completed weeks). 01/01/11 to 31/12/13 (England)



# Admission of full term babies to neonatal care

Top 5 primary clinical reasons for neonatal admission of full-term infants receiving at least 1 (complete) day of NNU care in by admission year, 01 January 2011 to 31 December 2013 (England)

Primary clinical reason for neonatal admission	2011	2012	2013	Total
	N	N	N	N
Respiratory disease	11989	13839	14630	40458
Infection	5187	5603	5777	16567
Jaundice	2449	2505	2548	7502
Hypoglycaemia	4197	4371	4223	12791
Asphyxia	1448	1386	1244	4078
<b>Total</b>	<b>25270</b>	<b>27704</b>	<b>28422</b>	<b>81396</b>

Inspire you to want to continue working on this agenda

Learn from your expertise re focus for priorities within each of the top 5

Agree ways forward for each group

Show that your contributions are valued

# Acknowledgements

Eugene Statnikov – NDAU analyses

Diane Parsons – NHS England

Jayne Wheway

## Speakers:

Mike and Elena Kalisperas

Sue Turrill

Kurt Bramfitt

Jeanette Beer

Eugene Statnikov

Laura Johnson

Jayne Wheway