

NDA 2015-16 Care Processes and Treatment Targets

How to access and print CCG and GP
level reports for England

<http://www.content.digital.nhs.uk/catalogue/PUB23241>

Resources



[National Diabetes Audit - 2015-2016: Report 1, Care Processes and Treatment Targets \[pdf\]](#)



[National Diabetes Audit - 2015-2016: Report 1, Care Processes and Treatment Targets - PowerPoint \[pptx\]](#)



[National Diabetes Audit - 2015-2016: Report 1 – Supporting Information \[xlsx\]](#)



[National Diabetes Audit Report 1: Care Processes and Treatment Targets Learning Disability Supplementary Information \[pdf\]](#)



[National Diabetes Audit Report 1: Care Processes and Treatment Targets Learning Disability Supplementary Information PowerPoint \[pptx\]](#)



[National Diabetes Audit Report 1: 2015-16, Learning Disability Supporting Information \[xlsx\]](#)



[National Diabetes Audit Over View PowerPoint Presentation \[ppt\]](#)



[National Diabetes Audit - 2015-2016: Report 1 – Data Quality Statement \[pdf\]](#)



[National Diabetes Audit - 2015-2016: Report 1 – Methodology Statement \[pdf\]](#)



[National Diabetes Audit Report 1, England – CCG/GP Level Spreadsheet 2014-16 \[xlsm\]](#)



[National Diabetes Audit Report 1, Wales – LHB Level Spreadsheet 2014-16 \[xlsm\]](#)



[National Diabetes Audit Report 1, England – Secondary Care Level Spreadsheet 2014-16 \[xlsm\]](#)

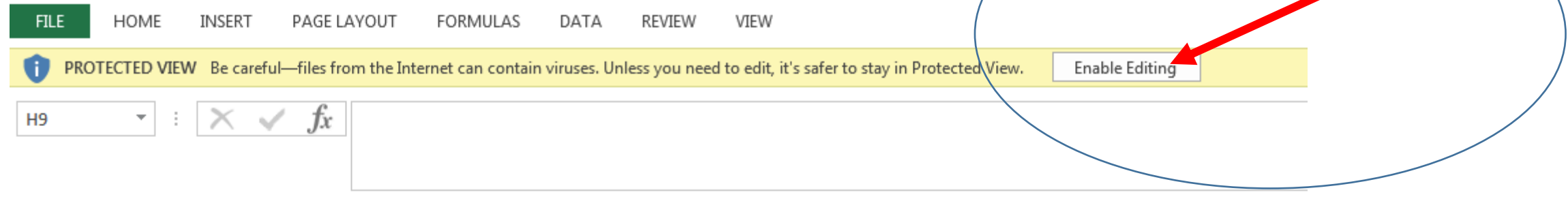


[National Diabetes Audit 2015-2016 Report 1 - Supplementary Information Care Processes and Treatment Targets by age and CCG/LHB \[xlsx\]](#)

Click here to open
interactive spreadsheet



Enabling the spreadsheet



FILE HOME INSERT PAGE LAYOUT FORMULAS DATA REVIEW VIEW


PROTECTED VIEW Be careful—files from the Internet can contain viruses. Unless you need to edit, it's safer to stay in Protected View. **Enable Editing**

H9

A B C D E F

1
2
3
4
5
6
7
8
9
10
11
12
13
14
15
16
17
18

National Diabetes Audit (NDA) 2014-2015 and 2015-2016 Interactive report for England CCGs and GP practices



This report provides England, CCG and GP level data for the NDA 2014-15 and 2015-2016 audits.

How to use this spreadsheet: You can select your CCG from the dropdown list below you can then select your GP practice, this selection will feed the rest of the report and provide you with data for the chosen CCG and GP practice.
Make sure that you have macros enabled to use these dropdown selections, if you need any assistance using this file please email diabetes@nhs.net

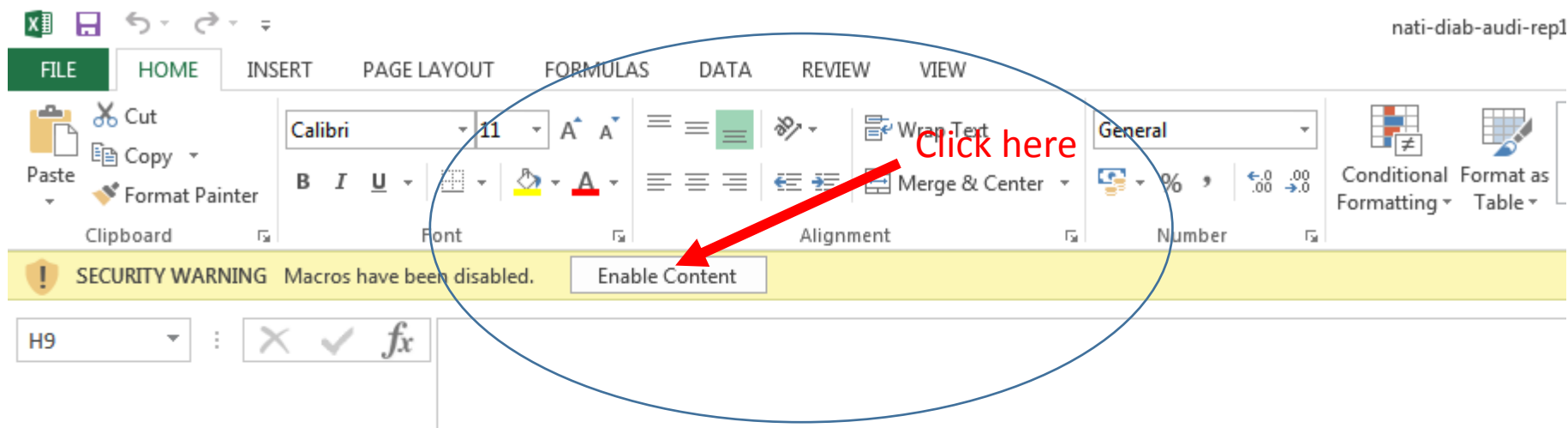
Click on the cell under **CCG name**. A dropdown arrow will appear to the right of the cell where you can select a CCG. You will then be able to select a GP practice within the selected CCG. Click on the cell under **GP name**. Click on the dropdown arrow and select a GP practice from the list.

Print All Workbooks

Click and select the CCG and then the GP name from the dropdown lists	
CCG name	GP name
NHS GREATER PRESTON CCG (01E)	ST WALBURGE'S MEDICAL PRACTICE (P81667)

Interactive worksheets
The following worksheets in this report compare data at England level with the selected CCG and GP practice:

Enabling the spreadsheet



	A	B	C	D	E
1					
2		National Diabetes Audit (NDA) 2014-2015 and 2015-2016			
3		Interactive report for England CCGs and GP practices			
4					
5		This report provides England, CCG and GP level data for the NDA 2014-15 and 2015-2016 audits.			
6		How to use this spreadsheet: You can select your CCG from the dropdown list below you can then select your GP practice, this selection will feed the rest of the report and provide you with data for the chosen CCG and GP practice.			
7		Make sure that you have macros enabled to use these dropdown selections, if you need any assistance using this file please email diabetes@nhs.net			
8					
9		Click on the cell under CCG name . A dropdown arrow will appear to the right of the cell where you can select a CCG. You will then be able to select a GP practice within the selected CCG. Click on the cell under GP name . Click on the dropdown arrow and select a GP practice from the list.			
10					
11					
12		Click and select the CCG and then the GP name from the dropdown lists			

[Print All Workbooks](#)

Selecting a CCG and viewing data

Once selected from the drop down list, the CCG data automatically loads onto each sheet

1
2
3
4
5
6
7
8
9
10
11
12
13
14
15
16
17
18
19
20

National Diabetes Audit (NDA) 2014-2015 and 2015-2016 Interactive report for England CCGs and GP practices



This report provides England, CCG and GP level data for the NDA 2014-15 and 2015-2016 audits.

How to use this spreadsheet: You can select your CCG from the dropdown list below you can then select your GP practice, this selection will feed the rest of the report and provide you with data for the chosen CCG and GP practice.

Make sure that you have macros enabled to use these dropdown selections, if you need any assistance using this file please email diabetes@nhs.net

Click on the cell under **CCG name**. A dropdown arrow will appear to the right of the cell where you can select a CCG. You will then be able to select a GP practice within the selected CCG. Click on the cell under **GP name**. Click on the dropdown arrow and select a GP practice from the list.

Print All Workbooks

Select CCG from drop down list

Click and select the CCG and then the GP name from the dropdown lists	
CCG name	GP name
NHS LANCASHIRE NORTH CCG (01K)	

Interactive worksheets

The following worksheets in this report compare data at England level with the selected CCG and GP practice:

Participation,Registration&Demo - includes data for participation rates and total number of registrations by age, sex, deprivation and ethnicity

Printing a CCG report

Once selected from the drop down list, click on 'Print All Workbooks' which will then print each sheet for selected CCG

- 1
- 2
- 3
- 4
- 5
- 6
- 7
- 8
- 9
- 10
- 11
- 12
- 13
- 14
- 15
- 16
- 17
- 18
- 19
- 20

National Diabetes Audit (NDA) 2014-2015 and 2015-2016 Interactive report for England CCGs and GP practices

This report provides England, CCG and GP level data for the NDA 2014-15 and 2015-2016 audits.

How to use this spreadsheet: You can select your CCG from the dropdown list below you can then select your GP practice, this selection will feed the rest of the report and provide you with data for the chosen CCG and GP practice.

Make sure that you have macros enabled to use these dropdown selections, if you need any assistance using this file please email diabetes@nhs.net

Click on the cell under **CCG name**. A dropdown arrow will appear to the right of the cell where you can select a CCG. You will then be able to select a GP practice within the selected CCG. Click on the cell under **GP name**. Click on the dropdown arrow and select a GP practice from the list.

Click and select the CCG and then the GP name from the dropdown lists	
CCG name	GP name
NHS LANCASHIRE NORTH CCG (01K)	

Interactive worksheets


The following worksheets in this report compare data at England level with the selected CCG and GP practice:

Participation,Registration&Demo - includes data for participation rates and total number of registrations by age, sex, deprivation and ethnicity



Print All Workbooks

Click here to print CCG report



Printing a GP practice report

Once selected from the drop down list, click on 'Print All Workbooks' which will then print each sheet for selected GP practice

The screenshot shows an Excel spreadsheet with the following content:

National Diabetes Audit (NDA) 2014-2015 and 2015-2016 Interactive report for England CCGs and GP practices

NHS Digital

This report provides England, CCG and GP level data for the NDA 2014-15 and 2015-2016 audits.

How to use this spreadsheet: You can select your CCG from the dropdown list below you can then select your GP practice, this selection will feed the rest of the report and provide you with data for the chosen CCG and GP practice. Make sure that you have macros enabled to use these dropdown selections, if you need any assistance using this file please email diabetes@nhs.net

Click on the cell under **CCG name**. A dropdown arrow will appear to the right of the cell where you can select a CCG. You will then be able to select a GP practice within the selected CCG. Click on the cell under **GP name**. Click on the dropdown arrow and select a GP practice from the list.

Print All Workbooks

Click and select the CCG and then the GP name from the dropdown lists	
CCG name	GP name
NHS LANCASHIRE NORTH CCG (01K)	MEADOWSIDE MEDICAL PRACT (P81011)

Interactive worksheets
The following worksheets in this report compare data at England level with the selected CCG and GP practice:

A blue oval highlights the 'Print All Workbooks' button and the 'GP name' dropdown menu. A red arrow points to the dropdown arrow with the text 'Select GP practice from drop down list'.

Printing a GP report

Once selected from the drop down list, click on 'Print All Workbooks' which will then print each sheet for selected GP practice

**National Diabetes Audit (NDA) 2014-2015 and 2015-2016
Interactive report for England CCGs and GP practices**

NHS Digital

This report provides England, CCG and GP level data for the NDA 2014-15 and 2015-2016 audits.

How to use this spreadsheet: You can select your CCG from the dropdown list below you can then select your GP practice, this selection will feed the rest of the report and provide you with data for the chosen CCG and GP practice.
Make sure that you have macros enabled to use these dropdown selections, if you need any assistance using this file please email diabetes@nhs.net

Click on the cell under **CCG name**. A dropdown arrow will appear to the right of the cell where you can select a CCG. You will then be able to select a GP practice within the selected CCG. Click on the cell under **GP name**. Click on the dropdown arrow and select a GP practice from the list.

Click and select the CCG and then the GP name from the dropdown lists	
CCG name	GP name
NHS LANCASHIRE NORTH CCG (01K)	MEADOWSIDE MEDICAL PRACT (P81011)

Print All Workbooks

Click here to print GP practice report

Interactive worksheets
The following worksheets in this report compare data at England level with the selected CCG and GP practice: