

**NHS England  
Statistical Release  
Maternal 12 week risk  
assessment**

Quarter 1 2015/16

24th September 2015

Crown Copyright © 2015



Statistical release  
**Maternal 12 week risk assessment**  
**Quarter 1, 2015/16**  
24th September 2015  
Crown Copyright © 2015

---

**Contents**

---

Context

Summary of results

Table 1 : 12 week risk assessment - England Trend

Table 2 : 12 week risk assessments Trust based - 2014/15

Table 3: 12 week risk assessments Trust based - 2015/16

Fig 1 : No. women seen by 12 weeks and 6 days of pregnancy as % No. maternities by NHS Trusts 2014/15 Q3

Fig 2 : No. women seen after 12 weeks and 6 days of pregnancy as a % No. maternities by NHS Trusts 2014/15 Q3

Table 4 : 12 week risk assessments - CCG based - 2014/15

Table 5: 12 week risk assessments - CCG based - 2015/16

Fig 3 : No. women seen by 12 weeks and 6 days of pregnancy as % No. maternities by CCGs 2014/15 Q3

Fig 4 : No. women seen after 12 weeks and 6 days of pregnancy as % No. maternities by CCGs 2014/15 Q3

Data Quality

12 week risk assessment data collection definition and validation criteria

Contact for further enquiries

---

## 12 week risk assessment context



All women should be encouraged to access maternity services for a full health and social care assessment of needs, risks and choices by 12 completed weeks of their pregnancy to give them the full benefit of personalised maternity care and improve outcomes and experience for mother and baby.

Reducing the percentage of women who access maternity services later in pregnancy through targeted outreach work for vulnerable and socially excluded groups will help to reduce the health inequalities these groups face whilst also guaranteeing choice to all pregnant women.

## 12 week risk assessment summary of results

The Q1 2013/14 onward collection of 12 week risk assessment, breastfeeding initiation and 6-8 week breastfeeding data was collected directly from maternity service providers and child health information system providers.

139, 138, 136 and 135 maternity providers were identified for 12 week and breastfeeding initiation submissions during Q1, Q2, Q3 and Q4 2014/15, respectively\*. During Q1 2014/15 providers who had not submitted during 2013/14 were given a final opportunity to do so as a result we have received data returns covering 133 of the 138 providers Q1 - Q3, an uptake rate of 96%, for Q4 2013/14 136 providers' submitted data, an uptake rate of 99%.

As of the 01/06/2014 some of the Maternity services transferred from RN3 Great Western Hospitals NHS Foundation Trust to RD1 Royal United Hospitals Bath NHS Foundation Trust as a result 139 provider trusts submitted data for Q1 2014/15. The level of maternity provider submissions at Q1 2014/15 was 100%.

As of the 01/07/2014 RVL Barnet & Chase Farm Hospitals NHS Trust became a part of RAL Royal Free NHS Foundation Trust as a result 138 provider trusts submitted data for Q2 2014/15. The level of maternity provider submissions at Q2 2014/15 was 100%.

As of the 01/10/2014 RV8 North West London Hospitals NHS Trust and RC3 Ealing Hospitals NHS Trust merged to become R1K London North West Healthcare NHS Trust. Also, as of the 01/10/2014 RD7 Heatherwood & Wexham Park Hospitals NHS Foundation Trust merged into RDU Frimley Health NHS Foundation Trust. RGT Cambridge University Hospitals NHS Foundation Trust was unable to submit data due to recently transitioning to a new clinical system. As a result 136 maternity providers should have submitted data for Q3 2014/15, with 135 maternity providers submitting data. The level of maternity provider submissions at Q3 2014/15 was 99%.

As 01/11/2014 RJD Mid Staffordshire NHS Foundation Trust was dissolved into RJE University Hospital of North Staffordshire NHS Trust. RGT Cambridge University Hospitals NHS Foundation Trust was unable to submit data due to recently transitioning to a new clinical system. RA9 South Devon Healthcare NHS Foundation Trust did not submit their data. As a result 135 maternity providers should have submitted data for Q4 2014/15, with 133 maternity providers submitting data. The level of maternity provider submissions at Q4 2014/15 was 99%.

135 maternity providers should have submitted data for Q1 2015/16, with 128 maternity providers submitting data. The level of maternity provider submissions at Q1 2015/16 was 95%.

As data submissions are above the validation limits we have sufficient data coverage to publish an England figure for the Q1 - Q4 2013/14, Q1 – Q4 2014/15 and Q1 2015/16.

### 12 week risk assessment

In England the Q3 2014/15 percentage seen before 12 weeks and 6 days was 102.1%\*\* , for Q3 2013/14 percentage seen before 12 weeks and 6 days was 91.5%. In 2012/13 Q3 the percentage seen before 12 weeks and 6 days was 103.7%\*\* , compared with 2011/12 (93.2%) and 2010/11 (93.2%) (Table 1).

In England amongst the 177 CCGs that passed validation in Q3 2014/15, the percentage seen before 12 weeks and 6 days ranged from 0.7% in NHS Corby CCG to 264.9%\*\* in NHS Stafford and Surrounds CCG and the percentage of maternities that were seen after 12 weeks and 6 days ranged from 0.0% in NHS Corby CCG to 83.6% in NHS West Essex CCG (Table 4).

In England amongst the 125 Trusts that passed validation\*\*\* in Q3 2014/15, the percentage seen before 12 weeks and 6 days ranged from 0.4% The Princess Alexandra Hospital NHS Trust to 714.0%\*\* The Royal Bournemouth & Christchurch Hospitals NHS Foundation Trust\*\*\*\* and the percentage of maternities that were seen after 12 weeks and 6 days ranged from 1.5% Harrogate and District NHS Foundation Trust to 115.8%\*\* George Eliot Hospital NHS Trust (Table 2).

*\* Owing to some trusts merging or transferring their services or being dissolved, the number of maternity providers has changed from quarter to quarter.*

*\*\* For 12 week risk assessment some recorded figures are greater than 100% of maternities. The reason for greater than 100% recording can be traced to two possible causes.*

*Firstly that the indicator definition compares bookings for mothers having assessments at a trust to the number of maternities at the point of delivery at that trust 2 quarters later. However the maternity at the point of delivery figure may be lower than the number of mothers having assessments due to mothers suffering miscarriage, women choosing to undergo a termination or women transferring to another hospital.*

*Secondly that women who live in urban areas where there are multiple hospitals they could choose to delivery at often chose to undergo assessments at more than one hospital to enable them to compare maternity service provision. As a result women may be double counted, leading to a higher ratio of assessments to deliveries.*

*\*\*\* Note that the maternities validation flag for RN3 Great Western Hospitals NHS Foundation Trust, RD1 Royal United Hospitals Bath NHS Foundation Trust, RAL Royal Free London NHS Foundation Trust, R1K London North West Healthcare NHS Trust and RDU Frimley Health NHS Foundation Trust were removed owing to the merging or transferring of maternity services therefore there was no valid historic comparison data to validate against.*

*\*\*\*\* Note that RDZ THE ROYAL BOURNEMOUTH & CHRISTCHURCH HOSPITALS NHS FOUNDATION TRUST book women for antenatal care and also provide their postnatal care, the majority of women then birth at another trust. The reason for this is that the trust does not have a facility for high risk intrapartum care therefore all of these women go to another trust.*

*Please see Data Quality notes for trust specific explanations.*

**Table 1 : 12 week risk assessment - England Trend**

Source: NHS England : Breastfeeding & 12 week maternal assessment

Crown Copyright © 2015



Period	No of maternities No.	Period	No. women who have seen a midwife or a maternity healthcare professional, for health and social care assessment of needs, risks & choices by 12 weeks & 6 days of pregnancy		Number of women seen after 12 weeks and 6 days of pregnancy		95% confidence interval
			No.	% of maternities	No.	% of maternities	
2010/11 Q1	160,679	2009/10 Q3	140,417	87.4%	30,470	19.0%	18.8% - 19.2%
2010/11 Q2	168,871	2009/10 Q4	146,945	87.0%	36,695	21.7%	21.5% - 21.9%
2010/11 Q3	169,895	2010/11 Q1	144,953	85.3%	29,312	17.3%	17.1% - 17.4%
2010/11 Q4	159,937	2010/11 Q2	148,036	92.6%	29,361	18.4%	18.2% - 18.5%
2011/12 Q1	163,344	2010/11 Q3	152,316	93.2%	26,283	16.1%	15.9% - 16.3%
2011/12 Q2	169,611	2010/11 Q4	156,551	92.3%	28,636	16.9%	16.7% - 17.1%
2011/12 Q3	167,602	2011/12 Q1	153,304	91.5%	25,990	15.5%	15.3% - 15.7%
2011/12 Q4	164,338	2011/12 Q2	155,667	94.7%	26,082	15.9%	15.7% - 16.0%
2012/13 Q1	164,856	2011/12 Q3	153,646	93.2%	23,620	14.3%	14.2% - 14.5%
2012/13 Q2	170,332	2011/12 Q4	162,062	95.1%	25,264	14.8%	14.7% - 15.0%
2012/13 Q3	166,507	2012/13 Q1	152,772	91.8%	22,910	13.8%	13.6% - 13.9%
2012/13 Q4	155,930	2012/13 Q2	150,721	96.7%	23,754	15.2%	15.1% - 15.4%
2013/14 Q1	149,091	2012/13 Q3	154,533	103.7%	22,551	15.1%	14.9% - 15.3%
2013/14 Q2	158,213	2012/13 Q4	159,607	100.9%	25,601	16.2%	16.0% - 16.4%
2013/14 Q3	153,514	2013/14 Q1	145,320	94.7%	30,426	19.8%	19.6% - 20.0%
2013/14 Q4	153,528	2013/14 Q2	146,259	95.3%	29,899	19.5%	19.3% - 19.7%
2014/15 Q1	158,329	2013/14 Q3	144,908	91.5%	29,582	18.7%	18.5% - 18.9%
2014/15 Q2	165,983	2013/14 Q4	154,752	93.2%	34,111	20.6%	20.4% - 20.7%
2014/15 Q3	158,087	2014/15 Q1	151,283	95.7%	30,971	19.6%	19.4% - 19.8%
2014/15 Q4	151,979	2014/15 Q2	156,185	102.8%	31,290	20.6%	20.4% - 20.8%
2015/16 Q1	150,590	2014/15 Q3	153,682	102.1%	31,821	21.1%	20.9% - 21.3%
2015/16 Q2		2014/15 Q4	156,785		32,107		
2015/16 Q3		2015/16 Q1	142,185		28,763		
2015/16 Q4		2015/16 Q2					

Note

1. England actuals and percentages are calculated including the data from those PCTs or CCG's who have failed the validation criteria.
2. Number of women seen after 12 weeks and 6 days of pregnancy is defined as number of women seen any time during pregnancy MINUS Number of women seen by 12 weeks and 6 days of pregnancy
3. Red cells mean that no. of maternities does not meet validation criteria (see definitions sheet for details).

















Table 3 : 12 week risk assessments Trust based - 2015/16

Source: NHS England : Breastfeeding & 12 week maternal assessment  
 Crown Copyright © 2015

Code	Name	2015/16 Q3						2015/16 Q4					
		No. of women who have seen a midwife or a maternity healthcare professional, for health and social care assessment of needs, risks and choices at any time during pregnancy		95% confidence interval	Number of women seen by 12 weeks and 6 days of pregnancy		95% confidence interval	No. of women who have seen a midwife or a maternity healthcare professional, for health and social care assessment of needs, risks and choices at any time during pregnancy		95% confidence interval	Number of women seen by 12 weeks and 6 days of pregnancy		95% confidence interval
		No.	% of maternities		No.	% of maternities		No.	% of maternities		No.	% of maternities	
RGN	Peterborough and Stamford Hospitals NHS Foundation Trust												
RK9	Plymouth Hospitals NHS Trust												
RD3	Poole Hospital NHS Foundation Trust												
RHU	Portsmouth Hospitals NHS Trust												
RHW	Royal Berkshire NHS Foundation Trust												
REF	Royal Cornwall Hospitals NHS Trust												
RH8	Royal Devon and Exeter NHS Foundation Trust												
RAZ	Royal Free London NHS Foundation Trust*												
RA2	Royal Surrey County Hospital NHS Foundation Trust												
RD1	Royal United Hospitals Bath NHS Foundation Trust*												
RNZ	Salsbury NHS Foundation Trust												
RXK	Sandwell and West Birmingham Hospitals NHS Trust												
RHQ	Sheffield Teaching Hospitals NHS Foundation Trust												
RK5	Sherwood Forest Hospitals NHS Foundation Trust												
RXW	Shrewsbury and Telford Hospital NHS Trust												
RA9	South Devon Healthcare NHS Foundation Trust												
RYQ	South London Healthcare NHS Trust												
RTR	South Tees Hospitals NHS Foundation Trust												
RE9	South Tyneside NHS Foundation Trust												
RJC	South Warwickshire NHS Foundation Trust												
RAJ	Southend University Hospital NHS Foundation Trust												
RVY	Southport and Ormskirk Hospital NHS Trust												
RJ7	St George's University NHS Foundation Trust*												
RBN	St Helens and Knowsley Hospitals NHS Trust												
RWJ	Stockport NHS Foundation Trust												
RTP	Surrey and Sussex Healthcare NHS Trust												
RMP	Tameside Hospital NHS Foundation Trust												
RBA	Taunton and Somerset NHS Foundation Trust*												
RNA	The Dudley Group NHS Foundation Trust												
RAS	The Hillingdon Hospitals NHS Foundation Trust*												
RTD	The Newcastle Upon Tyne Hospitals NHS Foundation Trust*												
ROW	The Princess Alexandra Hospital NHS Trust												
RCX	The Queen Elizabeth Hospital, King's Lynn, NHS Foundation Trust												
RFR	The Rotherham NHS Foundation Trust												
RDZ	The Royal Bournemouth and Christchurch Hospitals NHS Foundation Trust*												
RL4	The Royal Wolverhampton NHS Trust												
RKE	The Whittington Hospital NHS Trust												
RWD	United Lincolnshire Hospitals NHS Trust*												
RRV	University College London Hospitals NHS Foundation Trust												
RJE	University Hospitals Of North Midlands NHS Trust*												
RM2	University Hospital Of South Manchester NHS Foundation Trust												
RHM	University Hospital Southampton NHS Foundation Trust												
RA7	University Hospitals Bristol NHS Foundation Trust												
RKB	University Hospitals Coventry and Warwickshire NHS Trust												
RWE	University Hospitals Of Leicester NHS Trust*												
RTX	University Hospitals Of Morecambe Bay NHS Foundation Trust												
RBK	Walsall Healthcare NHS Trust												
RWW	Warrington and Halton Hospitals NHS Foundation Trust												
RWG	West Hertfordshire Hospitals NHS Trust												
RFW	West Middlesex University Hospital NHS Trust												
RGR	West Suffolk NHS Foundation Trust*												
RYR	Western Sussex Hospitals NHS Foundation Trust												
RA3	Weston Area Health NHS Trust*												
RBL	Wirral University Teaching Hospital NHS Foundation Trust												
RWP	Worcestershire Acute Hospitals NHS Trust*												
RRF	Wrightington, Wigan and Leigh NHS Foundation Trust												
RLQ	Wye Valley NHS Trust												
RA4	Yeovil District Hospital NHS Foundation Trust												
RCB	York Teaching Hospital NHS Foundation Trust												

**Notes:**  
 1. Red cells mean that no. of maternities does not meet validation criteria (see definition)  
 2. Blank cells mean that data do not meet validation criteria (see definitions sheet for details)  
 3. Number of women seen after 12 weeks and 6 days of pregnancy is defined as num12  
 4. Where % over 100 automated calculation of Confidence Intervals is not possible  
 \* See Data Quality note for explanation

## Number of women seen by 12 weeks and 6 days of pregnancy as percentage of maternities by NHS Trusts in England 2014/15 Q3

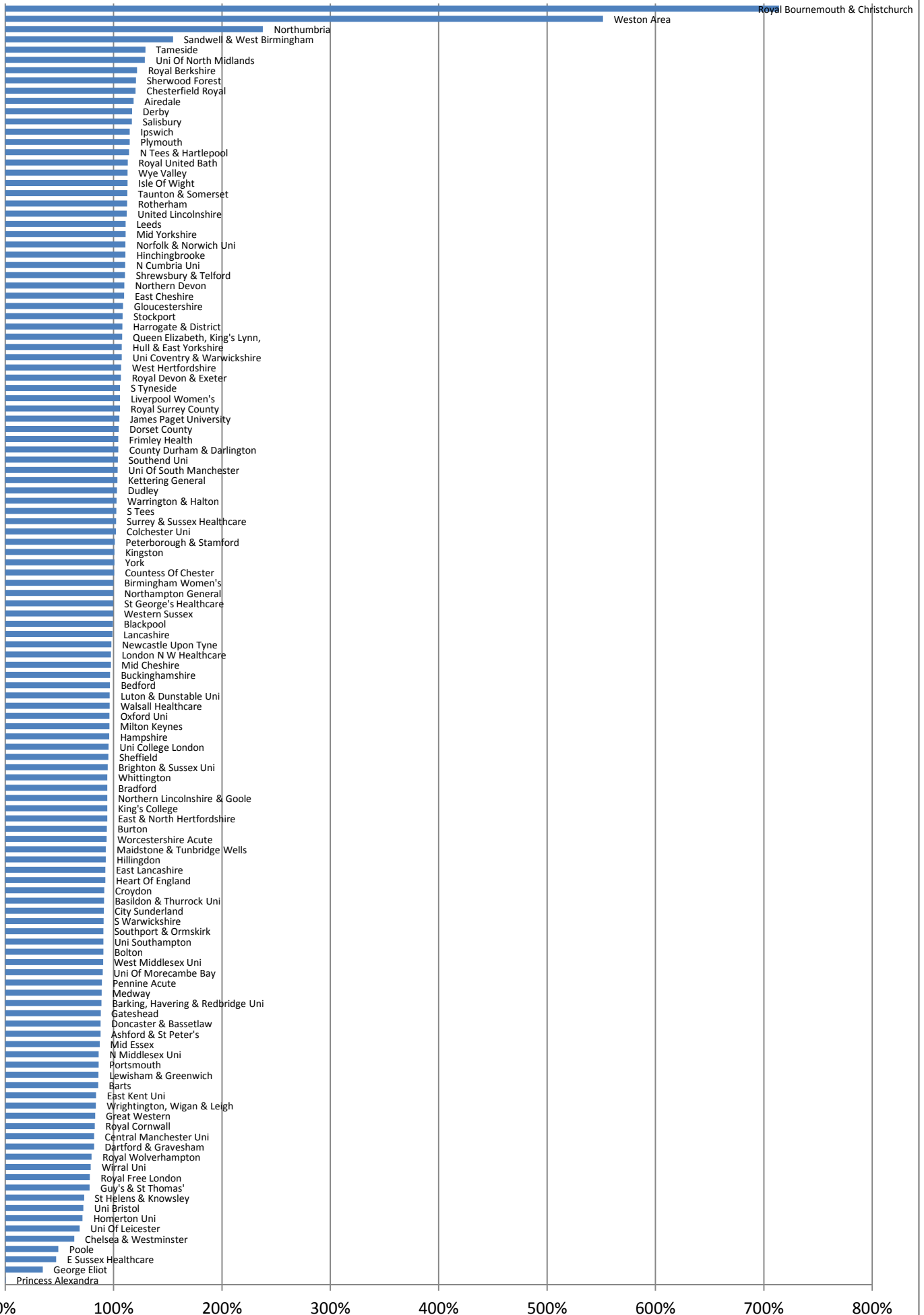






Table 4 - 12 week risk assessments - CCG based - 2014/15  
 State: NHS England / Downloading a 12 week summary assessment  
 Date: 20/01/2015



Case Name	Case Area	2013/14				2014/15				No. of workers with open cases at end of reporting period	No. of workers with open cases at end of reporting period	No. of workers with open cases at end of reporting period	No. of workers with open cases at end of reporting period
		12 weeks	12 weeks	12 weeks	12 weeks	12 weeks	12 weeks	12 weeks	12 weeks				
0141	0141	0141	0141	0141	0141	0141	0141	0141	0141	0141	0141	0141	0141

Table 4 - 12 week risk assessments - COG based - 2014-15



Source: M&W Engineer / Downloading & 12 week nominal assessment  
Copyright © 2014

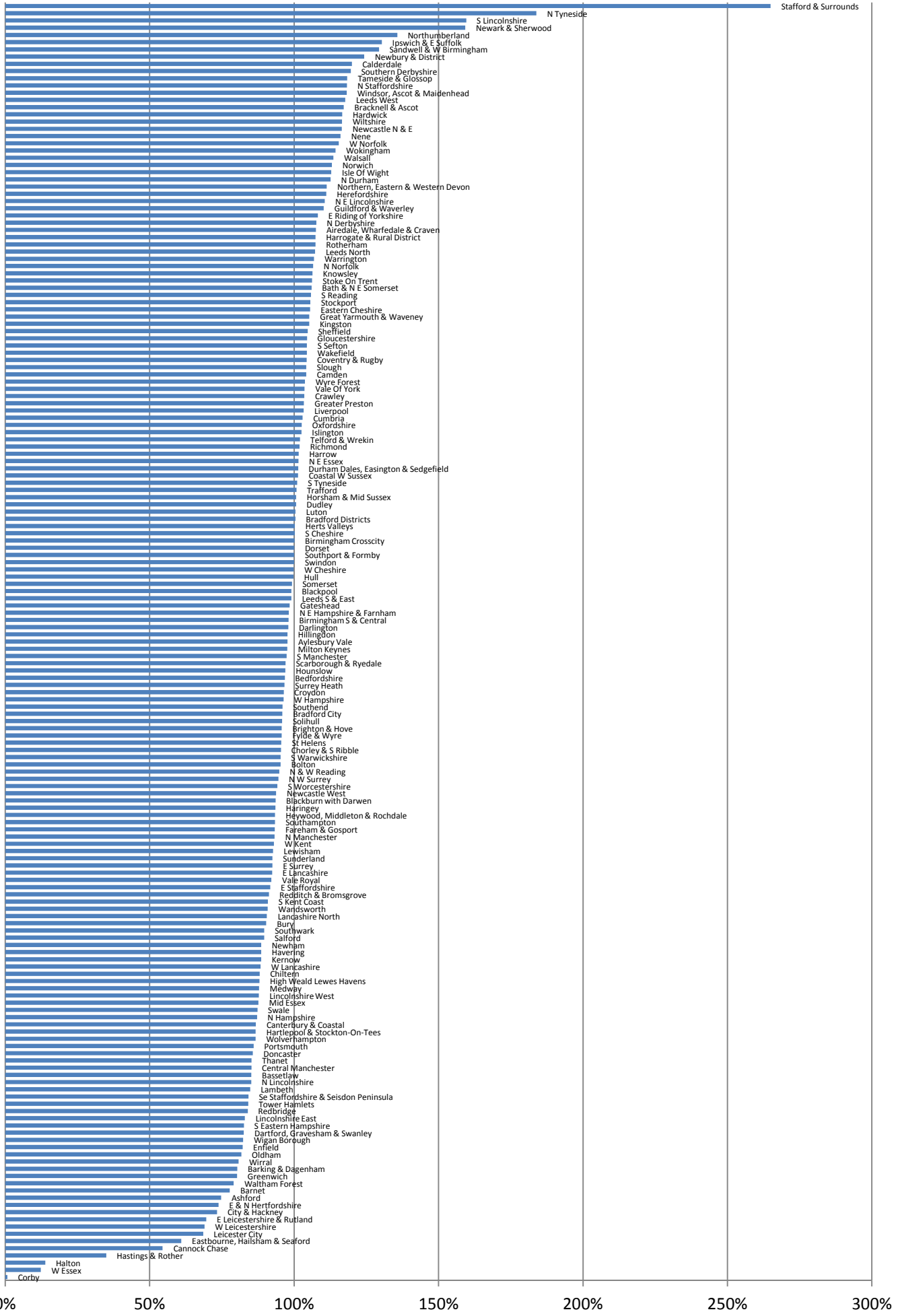
COG Name	2013/14					2014/15					COG Name	2013/14					2014/15				
	No. of workers with high level of risk	% of total	Number of workers seen after 12 weeks	% of total	WHS compliance	No. of workers with high level of risk	% of total	Number of workers seen after 12 weeks	% of total	WHS compliance		No. of workers with high level of risk	% of total	Number of workers seen after 12 weeks	% of total	WHS compliance	No. of workers with high level of risk	% of total	Number of workers seen after 12 weeks	% of total	WHS compliance
100 South Coast	100	100%	100	100%	100%	100	100%	100	100%	100%	100	100%	100	100%	100%	100	100%	100	100%	100%	

1. Risk is the most likely to occur when the most significant risks are identified and for which  
 2. Risk is the most likely to occur when the most significant risks are identified and for which  
 3. Risk is the most likely to occur when the most significant risks are identified and for which  
 4. Risk is the most likely to occur when the most significant risks are identified and for which  
 5. Risk is the most likely to occur when the most significant risks are identified and for which

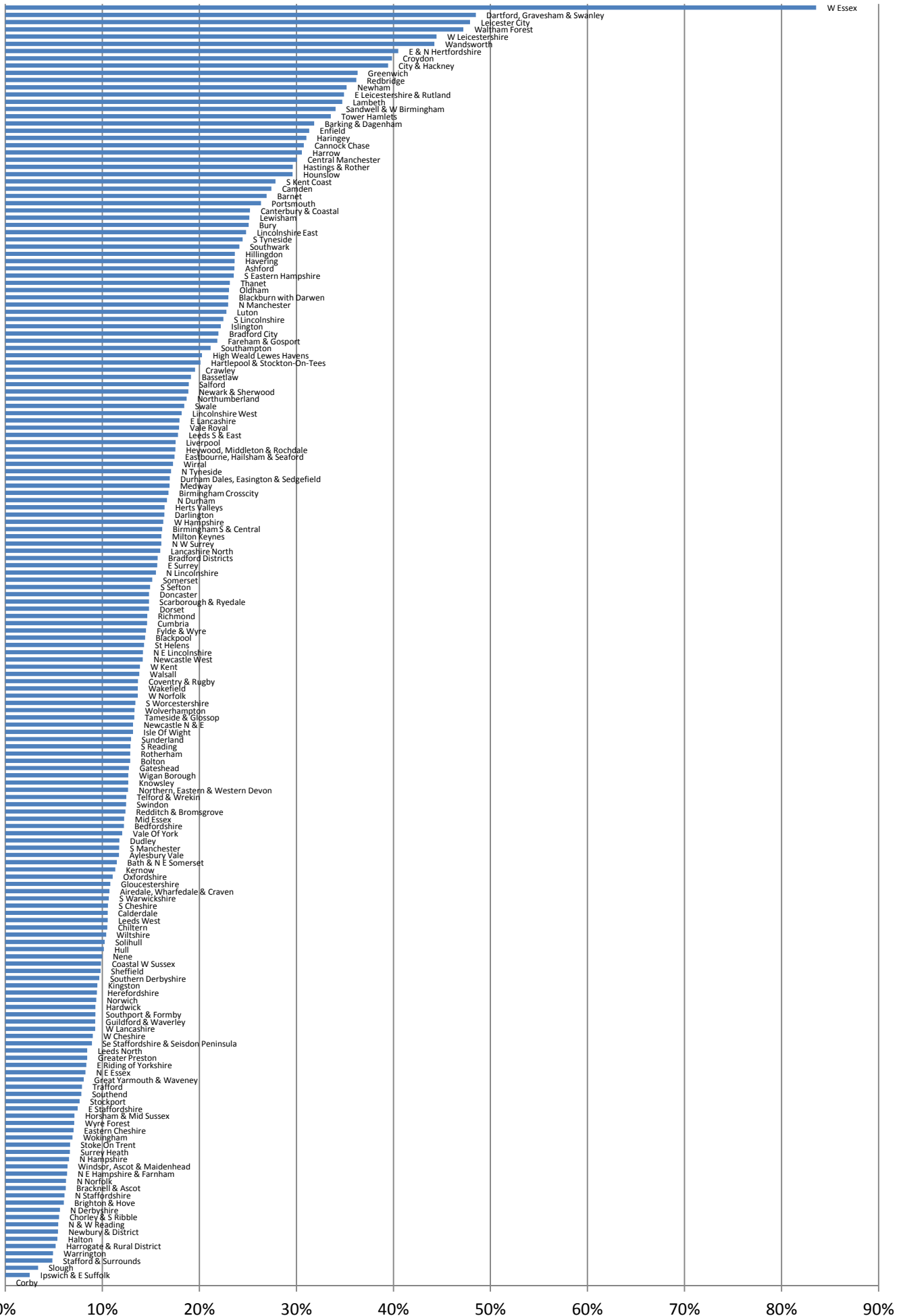




# Number of women seen by 12 weeks and 6 days of pregnancy as percentage of maternities by CCGs in England 2014/15 Q3



## Number of women seen after 12 weeks and 6 days of pregnancy as percentage of maternities by CCGs in England 2014/15 Q3



## Data Quality



**Q1 2014/15** All trusts submitted data

**Q2 2014/15** All trusts submitted data

**Q3 2014/15 Non submissions from:**

RGT CAMBRIDGE UNIVERSITY HOSPITALS NHS FOUNDATION TRUST recently transitioned to a new clinical system

**Q4 2014/15 Non submissions from:**

RGT CAMBRIDGE UNIVERSITY HOSPITALS NHS FOUNDATION TRUST recently transitioned to a new clinical system

RA9 SOUTH DEVON HEALTHCARE NHS FOUNDATION TRUST did not submit their data

**Q1 2015/16 Non submissions from:**

RGT CAMBRIDGE UNIVERSITY HOSPITALS NHS FOUNDATION TRUST

RVR EPSOM AND ST HELIER UNIVERSITY HOSPITALS NHS TRUST

RYJ IMPERIAL COLLEGE HEALTHCARE NHS TRUST

RVJ NORTH BRISTOL NHS TRUST

RX1 NOTTINGHAM UNIVERSITY HOSPITALS NHS TRUST

RA9 SOUTH DEVON HEALTHCARE NHS FOUNDATION TRUST

RGR WEST SUFFOLK NHS FOUNDATION TRUST

**Data submission issues for Q1 2014/15**

RYJ IMPERIAL COLLEGE HEALTHCARE NHS TRUST implemented a new clinical system.

RWE UNIVERSITY HOSPITALS OF LEICESTER NHS TRUST contribution for GP practice C82102 was excluded from the publication file due to erroneous data.

**Data submission issues for both Q1 & Q2 2014/15**

RGT CAMBRIDGE UNIVERSITY HOSPITALS NHS FOUNDATION TRUST does not have data at GP level for booking

R1F ISLE OF WIGHT NHS TRUST does not have data at GP level for booking

**Data submission issues for Q1, Q2 & Q3 2014/15**

RJD MID STAFFORDSHIRE NHS FOUNDATION TRUST does not have data at GP level, therefore all data was submitted under V81999 under CCG code 05V.

RJ2 LEWISHAM AND GREENWICH NHS TRUST will be submitting information for Q3 onwards, as the Lewisham & Greenwich Trust was only formed in October 2013. Also in July, there was the implementation of Cerner and as such there have been data quality issues with capturing the information correctly.

**Data submission issue for Q2, Q3 & Q4 2014/15 and Q1 2015/16**

As of the 01/07/2014 RVL BARNET AND FARM CHASE HOSPITALS merged with RAL ROYAL FREE LONDON NHS FOUNDATION TRUST to form a larger trust, hence the data validation flag for 2014/15 Q2, Q3 and Q4 and Q1 2015/16 maternities was removed.

### **Data submission issues for Q3 2014/15**

R1F ISLE OF WIGHT NHS TRUST data was submitted under V81999 and under CCG code 10L.

As 01/11/2014 RJD MID STAFFORDSHIRE NHS FOUNDATION TRUST was dissolved into RJE UNIVERSITY HOSPITALS OF NORTH MIDLANDS NHS TRUST.

### **Data submission issues for both Q3 & Q4 2014/15**

RWP WORCESTERSHIRE ACUTE HOSPITALS NHS TRUST implemented a new clinical system. Furthermore, RWP are analysing why the breastfeeding rate has reduced since the introduction of the K2 MIS in December 2014.

### **Data submission issues for Q3 & Q4 2014/15 and Q1 2015/16**

As of the 01/10/2014 RD7 HEATHERWOOD & WEXHAM PARK HOSPITALS NHS FOUNDATION TRUST merged into RDU FRIMLEY HEALTH NHS FOUNDATION TRUST, hence the data validation flag for 2014/15 Q3 and Q4 and Q1 2015/16 maternities was removed.

As of the 01/10/2014 RV8 NORTH WEST LONDON HOSPITALS NHS TRUST and RC3 EALING HOSPITALS NHS TRUST merged to become R1K LONDON NORTH WEST HEALTHCARE NHS TRUST, hence the data validation flag for 2014/15 Q3 and Q4 and Q1 2015/16 maternities was removed.

### **Data submission issues for Q1 – Q4 2014/15 and Q1 2015/16**

RFS CHESTERFIELD ROYAL HOSPITAL NHS FOUNDATION TRUST does not have data at GP level for booking.

RNQ KETTERING GENERAL HOSPITAL NHS FOUNDATION TRUST only has paper based systems for 12 week risk assessment so they do not have the GP level of data. This was submitted under V81999 and under CCG code 04G (as they do not have this level of data either). This is their main commissioners but only covers 50/60% of their activity.

RN3 GREAT WESTERN HOSPITALS NHS FOUNDATION TRUST as of 01/06/2014 some of the Maternity services were transferred to RD1 ROYAL UNITED HOSPITALS BATH NHS FOUNDATION TRUST, hence the data validation flag for Q1 – Q4 2014/15 and Q1 2015/16 maternities was removed to account for this.

RD1 ROYAL UNITED HOSPITALS BATH NHS FOUNDATION TRUST as of the 01/06/2014 some of the Maternity services transferred from RN3 GREAT WESTERN HOSPITALS NHS FOUNDATION TRUST to RD1 ROYAL UNITED HOSPITALS BATH NHS FOUNDATION TRUST. Data for this Trust has not been subject to validation as validation is compared against historic data and there will not be any data for this yet. Therefore, validation flag for Q1 – Q4 2014/15 and Q1 2015/16 maternities was removed.

### **High number of assessments:**

The following Trusts informed that a number of women have their assessments at their Trust and later go on to deliver elsewhere: Rjf BURTON HOSPITAL NHS FOUNDATION TRUST, RVR EPSOM AND ST HELIER UNIVERSITY HOSPITALS NHS TRUST, RN5 HAMPSHIRE HOSPITALS NHS FOUNDATION TRUST, Rjz KING'S COLLEGE HOSPITAL NHS FOUNDATION TRUST, Rxf MID YORKSHIRE HOSPITALS NHS TRUST, RVW NORTH TEES AND HARTLEPOOL NHS FOUNDATION TRUST, RBA TAUNTON AND SOMERSET NHS FOUNDATION TRUST, RAS THE HILLINGDON HOSPITALS NHS FOUNDATION TRUST, RTD THE NEWCASTLE UPON TYNE HOSPITALS NHS FOUNDATION TRUST, RWD UNITED LINCOLNSHIRE HOSPITALS NHS TRUST and RGR WEST SUFFOLK NHS FOUNDATION TRUST.



RDZ THE ROYAL BOURNEMOUTH AND CHRISTCHURCH HOSPITALS NHS FOUNDATION TRUST book women for antenatal care and also provide their postnatal care, the majority of women then birth at another trust. The reason for this is that the trust does not have a facility for high risk intrapartum care therefore all of these women go to another trust.

RTF NORTHUMBRIA HEALTHCARE NHS TRUST, high proportion of the women they assess and provide community antenatal (and postnatal) care for do not deliver with the trust, but deliver with NEWCASTLE HOSPITALS (RTD).

RA3 WESTON AREA HEALTH NHS TRUST (WAHT) operate a shared care service where local women receive antenatal care from WAHT midwives but most deliver at units in Bristol. This means that the number of women assessed by WAHT will always exceed the number delivering. Due to the relatively small numbers of Maternities / deliveries, 1 patient can represent 1.5% to 2% of WAHT quarterly total.

RLN CITY HOSPITALS SUNDERLAND NHS FOUNDATION TRUST report on the assessments for mothers who actually deliver at the trust. There are some mothers that are assessed at the trust and have their delivery elsewhere due to geographical reasons (there is likely to be crossover between Durham, Gateshead and South Tyneside Foundation Trust), therefore there is the under-reporting for the number of assessments.

**Organisation name changes:**

RJE UNIVERSITY HOSPITAL OF NORTH STAFFORDSHIRE NHS TRUST to UNIVERSITY HOSPITALS OF NORTH MIDLANDS NHS TRUST

RDU FRIMLEY PARK HOSPITAL NHS FOUNDATION TRUST to FRIMLEY HEALTH NHS FOUNDATION TRUST

RD1 ROYAL UNITED HOSPITAL BATH NHS TRUST to ROYAL UNITED HOSPITALS BATH NHS FOUNDATION TRUST

RJ7 ST GEORGE'S HEALTHCARE NHS TRUST to ST GEORGE'S UNIVERSITY HOSPITALS NHS FOUNDATION TRUST

RTG DERBY HOSPITALS NHS FOUNDATION TRUST to DERBY TEACHING HOSPITALS NHS FOUNDATION TRUST

**Data failing validation:**

Q3 2014/15 177 out of 211 CCGs passed validation checks.

Q3 2014/15 125 of the 128 NHS Trusts passed validation checks.

## Data collection and definition



### 12 week risk assessment

Since April 2013 this data is now being collected directly from providers via the data collection tool that is part of Unify2, a web based system set up to collect performance and other central returns directly from the NHS. The figures are obtained from maternity providers from midwives in acute trusts and information recorded at deliveries.

For 12 week assessment, each provider is required to submit actual figures for the quarter and year end out turn figures for the following three items:

The following items of information are to be submitted:

1. Number of women in the relevant GP population who have seen a midwife or a maternity healthcare professional, for health and social care assessment of needs, risks and choices by 12 weeks and 6 days of pregnancy
2. Number of women in the relevant GP population who have seen a midwife or a maternity healthcare professional, for health and social care assessment of needs, risks and choices at any time during pregnancy

### Data validation

The following validation rules are applied to the data

All numbers must be submitted as integers.

Number of pregnant women due a maternity check	>=	Number of pregnant women who have seen a midwife or a maternity healthcare professional, for health and social care assessment of needs, risks and choices by 12 weeks and 6 days of pregnancy
Number of pregnant women due a maternity check	<	Maximum National Statistics (ONS) reported number of live births for the last year PLUS 20.0%
Number of pregnant women due a maternity check	>	Minimum National Statistics (ONS) reported number of live births for the last year MINUS 10.0%

All validation checks must be passed by Providers in order for the data to meet departmental statistical requirements. Where information has not passed these validation checks, this is identified in the tables in this report by conditional formatting.

## Contacts



For media enquiries only please contact the Department of Health press office on 020 7210 5221.

For other enquiries relating to the statistics and to offer feedback on the report, please contact:

Uzma Ishaq or Julie Douglas  
NHS England  
Email: [england.dataflows@nhs.net](mailto:england.dataflows@nhs.net)