

COVID-19 Vaccination Statistics

Week ending Sunday 1st August 2021

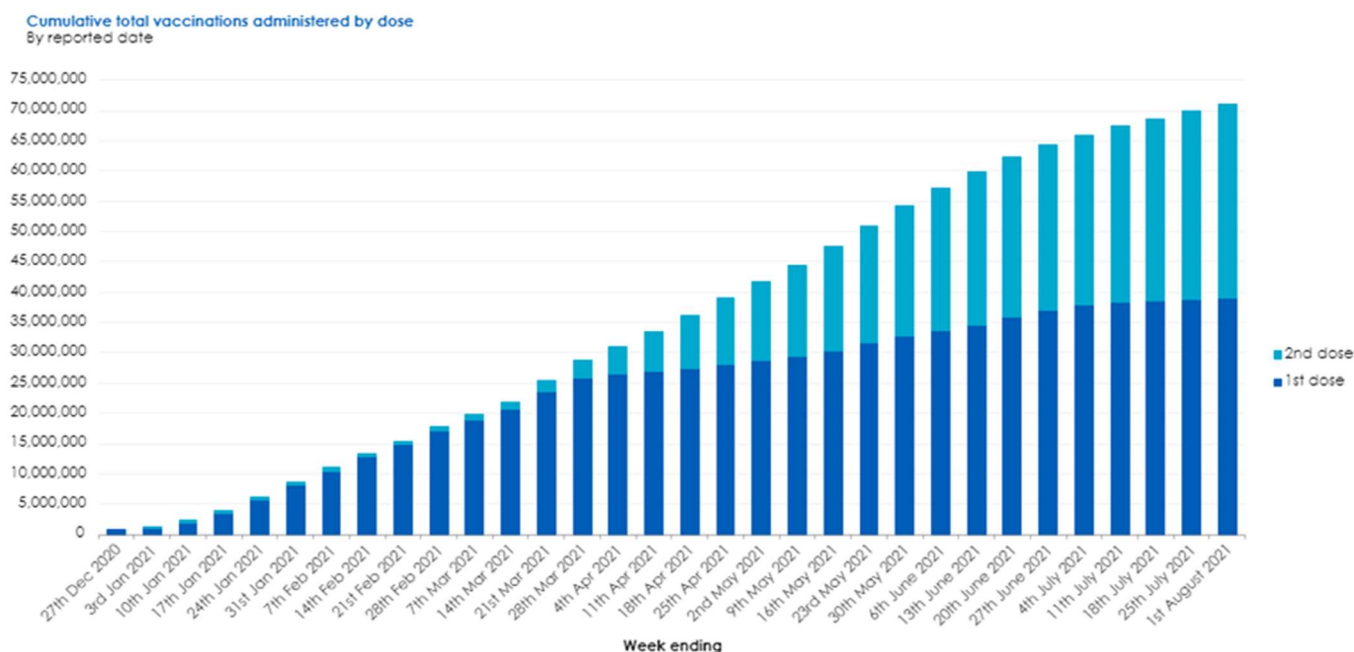
Background

- The NHS started administering vaccinations for COVID-19 in England on 8th December 2020.
- The order in which people have been offered the vaccine is based on advice from the Joint Committee on Vaccination and Immunisation (JCVI). Phase 1 of the vaccination programme aimed to have offered a vaccination to all individuals in JCVI priority groups 1 to 9 by 15th April 2021.
- JCVI priority groups 1 to 9 are:
 1. Residents in a care home for older adults and their carers
 2. All those 80 years of age and over and frontline health and social care workers
 3. All those 75 years of age and over
 4. All those 70 years of age and over and clinically extremely vulnerable individuals
 5. All those 65 years of age and over
 6. All individuals aged 16 to 64 years with underlying health conditions which put them at higher risk of serious disease and mortality, unpaid carers and residents in a care home for younger adults
 7. All those 60 years of age and over
 8. All those 55 years of age and over
 9. All those 50 years of age and over
- It was announced on 12th April 2021 that everyone in JCVI priority groups 1 to 9 had been offered a vaccination, ahead of the 15th April target.
- Phase 2 of the vaccination programme initially aimed to have offered a vaccination to all individuals in JCVI groups 10 to 12 by the end of July 2021. Groups 10 to 12 are:
 10. All those aged 40 to 49 years
 11. All those aged 30 to 39 years
 12. All those aged 18 to 29 years

- However, a new target of offering all adults a first dose, and two thirds of adults their second dose, by 19th July 2021 was set in June. It was announced that this target had been met on 18th July. In addition, second doses for anyone aged over 40 were accelerated by reducing the interval between doses from 12 weeks to 8 weeks, so that all over 40s who received a first dose by mid-May were offered their second dose by 19th July.
- Phase 2 started on 13th April 2021 when vaccinations were offered to those aged 45 to 49. This was extended to the rest of group 10 in descending age order from 26th April, with everyone aged 40 and over invited to book a vaccination on 30th April 2021.
- Vaccinations were opened up to JCVI group 11 on 13th May, when those aged 38 and 39 were invited to book a vaccination. This was extended to the rest of group 11 in descending age order throughout May, with everyone aged 30 and over able to book a vaccination from 26th May 2021.
- Vaccinations for JCVI group 12 began in June, with individuals aged 25 to 29 invited to book from 8th June 2021. This was then extended to the rest of group 12 in descending age order, with everyone aged 18 and over able to book a vaccination from 18th June 2021.
- The Scientific Advisory Group for Emergencies (SAGE) Social Care Working Group has advised that at least 80% of staff and 90% of residents in older adult care homes should have had a first vaccination dose to provide a minimum level of protection against outbreaks of COVID-19.

Weekly Vaccination Activity

- In the week ending 1st August an additional 1,110,258 NHS vaccinations for COVID-19 (both first and second doses) were reported in England. This took the total number of vaccinations administered as of 1st August to 71,042,823.



- Of the 1,110,258 vaccinations reported in the week ending 1st August, just over one sixth (18%, 196,193) were first doses. This took the total number of people vaccinated with at least one dose as of 1st August to 39,086,568.
- Just under five sixths (82%) of vaccinations reported in the week ending 1st August were second doses (914,065). This took the total number of people vaccinated with both doses as of 1st August to 31,956,255.
- Vaccinations administered to individuals aged 18-24 accounted for approximately one third of first dose vaccinations reported in the week ending 1st August, with approximately two thirds of 18-24 year olds (3,225,172, 67.9%¹) having now received a first dose.
- The 30-34 and 35-39 age groups accounted for over half of second dose vaccinations reported in the week ending 1st August (54%).

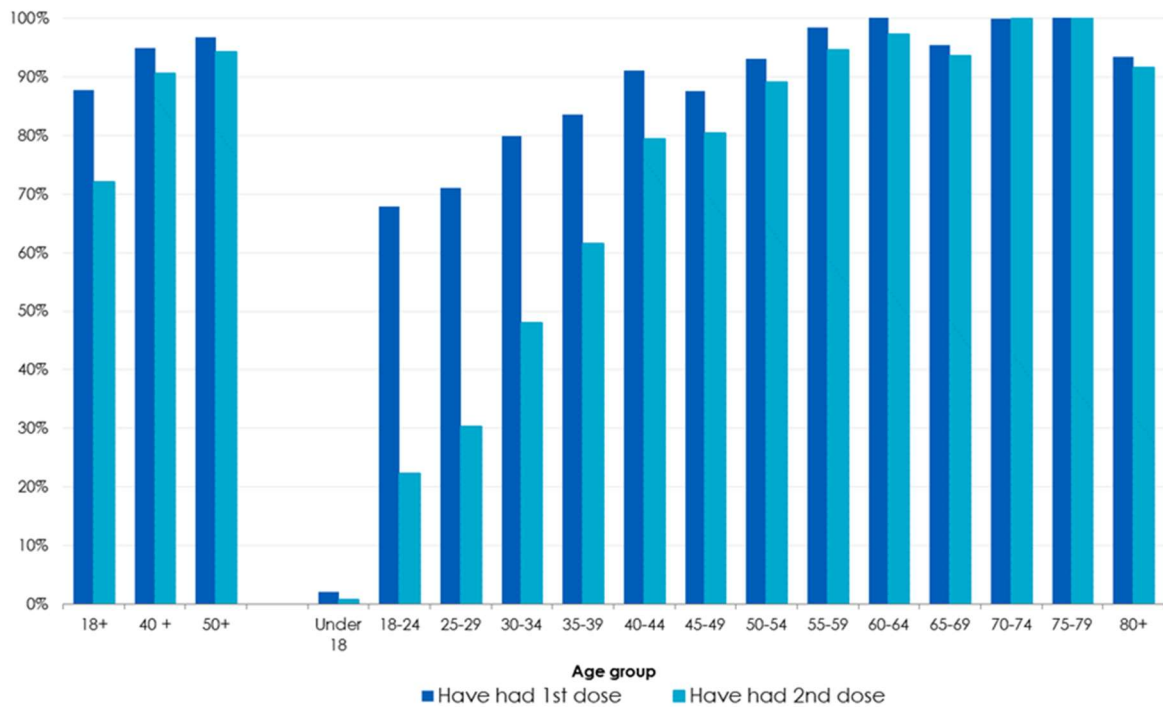
Overall Vaccination Activity

- As of 1st August, 38,845,170 individuals aged 18 and over have been vaccinated with at least one dose (87.8% of the population aged 18 and over¹) and just over 7 in 10 individuals aged 18 and over have now been vaccinated with both doses (31,870,016, 72.0%¹).

¹ Using Office for National Statistics 2019 mid-year population estimates

- More than 9 in 10 individuals aged 50 and over (19,830,464, 94.2%²) and almost 9 in 10 individuals aged 40 and over (25,533,749, 90.6%²) have been vaccinated with both doses.

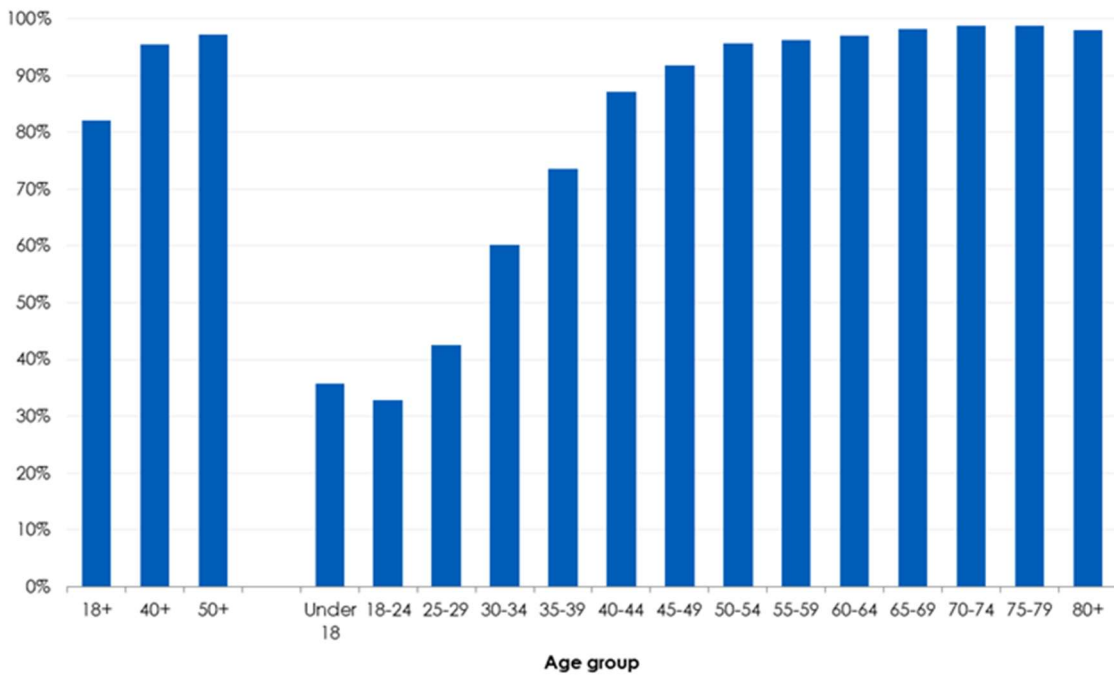
Proportion of the population who have received a 1st dose and proportion of the population who have received a 2nd dose, by age group
As of 1st August 2021



- Overall, around 8 in 10 individuals aged 18 and over who have received at least one dose have also received a 2nd dose (82.0%). Second doses have been administered to more than 9 in 10 (95.5%) of individuals aged 40 and over who have received at least one dose and more than 9 in 10 of individuals aged 50 and over who have received at least one dose aged 50 and over (97.3%).

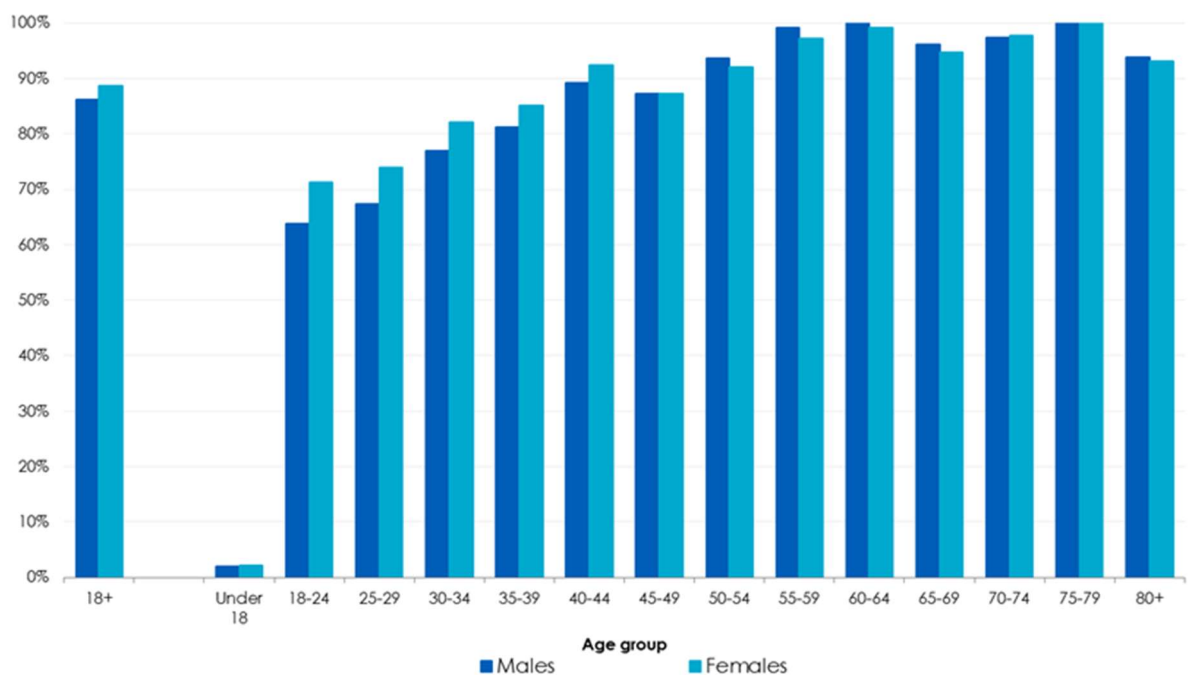
² Using Office for National Statistics 2019 mid-year population estimates

Proportion of individuals vaccinated who have received a 2nd dose, by age group
As of 1st August 2021



- Although there are variations by age group, overall a higher proportion of females aged 18 and over than males aged 18 and over have been vaccinated with at least one dose since the vaccination programme began (88.6% of females compared with 86.3% of males³).

Proportion of the population who have received a 1st dose, by age group and gender
As of 1st August 2021



³ Using Office for National Statistics 2019 mid-year population estimates

- The number of residents of older adult care homes reported to have been vaccinated with at least one dose was 297,794 at 1st August (96.4% of eligible residents^{4,5}). The number of residents of older adult care homes reported to have been vaccinated with a second dose was 290,760 at 1st August (94.2% of eligible residents^{4,6}).
- Just less than 9 in 10 eligible staff in older adult care homes are reported to have been vaccinated with at least one dose (411,709, 88.8%^{4,5}) and nearly 8 in 10 are reported to have been vaccinated with a second dose (367,343, 79.3%⁶).
- Just over 7 in 10 older adult care homes meet the first dose vaccination target of 90% of residents and 80% of staff advised by SAGE (73.9%).
- The number of residents of younger adult care homes reported to have been vaccinated with at least one dose at 1st August was 33,877 (92.7% of all residents⁷), and 32,359 were reported to have been vaccinated with a second dose (88.6% of all residents⁸).
- As of 1st August, 2,126,871 (94.1%) of the clinically extremely vulnerable (CEV) population have been vaccinated with at least one dose. This includes all CEV individuals, even if they were vaccinated as part of a higher priority cohort. Of those vaccinated, more than 9 in 10 (2,066,343, 97.2%) have also received a 2nd dose (91.4% of all CEV individuals).
- More than 8 in 10 individuals aged 16 to 64 identified as being in an at-risk group or an unpaid carer have been vaccinated with at least one dose as of 1st August (6,631,070, 85.2%). This includes individuals who may have been vaccinated as part of a higher priority cohort but does not include residents of younger adult care homes. Of those vaccinated, more than 9 in 10 (6,167,488, 93.0%) have also received a 2nd dose (79.2% of all individuals aged 16 to 64 identified as at risk or an unpaid carer).

Data

- All data presented in this report has been collected through the National Immunisation Management Service (NIMS) unless otherwise specified. This data system draws on various local point of care immunisation data systems in near real time, such as those used in hospitals and GP practices. It is the System of Record for the COVID-19

⁴ Residents and staff of older adult care homes are eligible for vaccination if they have not had COVID-19 in the last 28 days

⁵ Based on data provided by 99.3% of care homes

⁶ Based on data provided by 98.9% of care homes

⁷ Based on data provided by 97.8% of care homes

⁸ Based on data provided by 97.1% of care homes

vaccination programme. NIMS data used in this release has been developed with Public Health England.

- Figures used in this report are as held in the NIMS database as of 3rd August 2021 for vaccinations administered up to 1st August 2021. At 2nd August 2021, 90.1% of vaccinations recorded in the NIMS database were reported within 1 day of being administered and 97.0% of vaccinations were reported within 7 days. Therefore, not all vaccinations administered up to 1st August 2021 will be covered in this report. Figures may be updated in future weeks as further information flows from local point of care systems.
- Two different sources of population estimates are used as denominators for approximate vaccine uptake percentages in this publication, with the best available source for each breakdown provided as management information. Office for National Statistics 2019 mid-year population estimates were the most recent Official Statistics on population size, and the best publicly available population estimates, when the vaccination programme began. As these estimates are based on the 2011 Census, they are subject to a degree of uncertainty and do not reflect changes to the population since 2019. The estimates are used as denominators for national, regional, Integrated Care System (ICS) / Sustainability Transformation Partnership (STP) and Clinical Commissioning Group (CCG) geographies only as they are less robust at smaller areas. They are also used as denominators for age and gender breakdowns.
- NIMS denominators are the numbers of individuals registered with the NHS who are currently alive in the resident population. Unlike the ONS denominators which are fixed, the NIMS denominators are updated in each weekly publication, to reflect changes to the current resident population. They are used to facilitate management of the vaccination programme at more granular levels and are provided for Lower Tier Local Authority (LTLA), Middle Layer Super Output Area (MSOA), and Constituency geographies. Overall they likely overestimate the population and so underestimate vaccine uptake percentages, as death registration data is subject to a reporting lag and there are also concerns about people who are no longer resident in England still being counted in NIMS, the NIMS denominators are likely to provide an overestimate of the population. Coverage can therefore be viewed as being 'at least' the figures calculated using the NIMS denominators.
- Data on vaccinations of residents of older adult care homes and social care workers, and of care homes visited have been provided by the Department of Health and Social Care, and as held in the Capacity Tracker on 1st August 11:59pm.