

COVID-19 Vaccination Statistics

Week ending Sunday 16th January 2022

Background

- The NHS started administering vaccinations for COVID-19 in England on 8th December 2020.
- The order in which people have been offered the vaccine is based on advice from the Joint Committee on Vaccination and Immunisation (JCVI). Phase 1 of the vaccination programme aimed to have offered a vaccination to all individuals in JCVI priority groups 1 to 9 by 15th April 2021.
- JCVI priority groups 1 to 9 are:
 1. Residents in a care home for older adults and their carers
 2. All those 80 years of age and over and frontline health and social care workers
 3. All those 75 years of age and over
 4. All those 70 years of age and over and clinically extremely vulnerable individuals
 5. All those 65 years of age and over
 6. All individuals aged 16 to 64 years with underlying health conditions which put them at higher risk of serious disease and mortality, unpaid carers and residents in a care home for younger adults
 7. All those 60 years of age and over
 8. All those 55 years of age and over
 9. All those 50 years of age and over
- It was announced on 12th April 2021 that everyone in JCVI priority groups 1 to 9 had been offered a vaccination, ahead of the 15th April target.
- Phase 2 of the vaccination programme initially aimed to have offered a vaccination to all individuals in JCVI groups 10 to 12 by the end of July 2021. Groups 10 to 12 are:
 10. All those aged 40 to 49 years
 11. All those aged 30 to 39 years
 12. All those aged 18 to 29 years

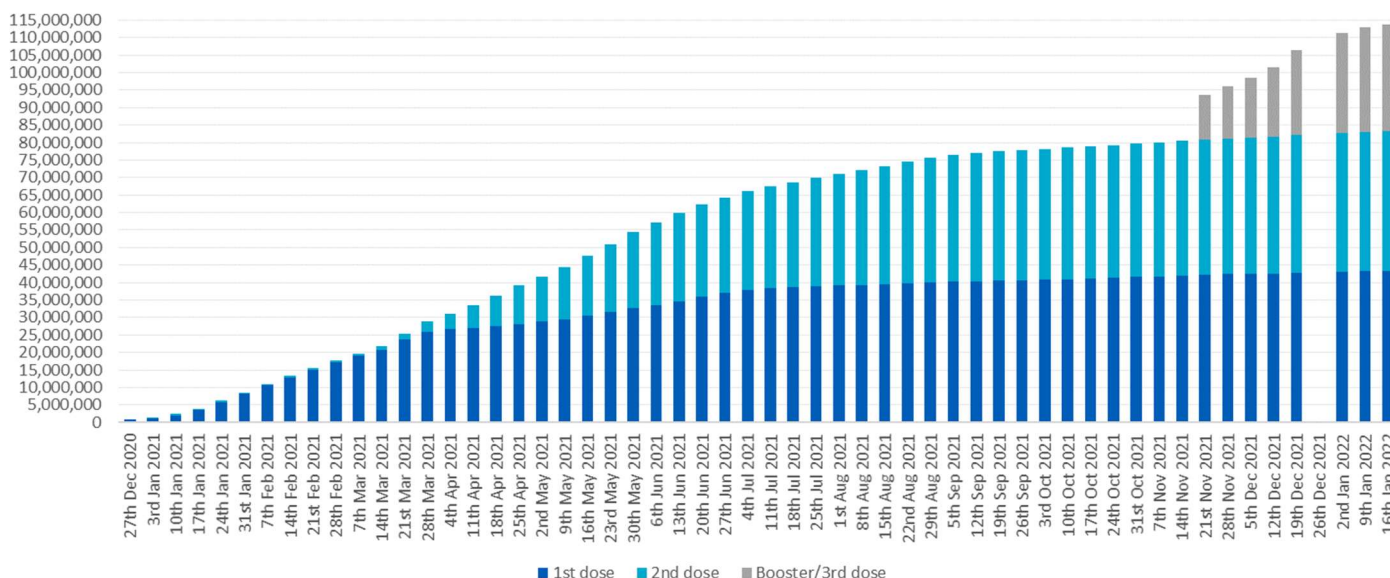
- However, a new target of offering all adults a first dose, and two thirds of adults their second dose, by 19th July 2021 was set in June. It was announced that this target had been met on 18th July. In addition, second doses for anyone aged over 40 were accelerated by reducing the interval between doses from 12 weeks to 8 weeks, so that all over 40s who received a first dose by mid-May were offered their second dose by 19th July.
- Phase 2 started on 13th April 2021 when vaccinations were offered to those aged 45 to 49. This was extended to the rest of group 10 in descending age order from 26th April, with everyone aged 40 and over invited to book a vaccination on 30th April 2021.
- Vaccinations were opened up to JCVI group 11 on 13th May, when those aged 38 and 39 were invited to book a vaccination. This was extended to the rest of group 11 in descending age order throughout May, with everyone aged 30 and over able to book a vaccination from 26th May 2021.
- Vaccinations for JCVI group 12 began in June, with individuals aged 25 to 29 invited to book from 8th June 2021. This was then extended to the rest of group 12 in descending age order, with everyone aged 18 and over able to book a vaccination from 18th June 2021.
- Prior to August 2021 individuals aged under 18 will have been vaccinated either because they fall into one of the JCVI priority cohorts (i.e. they are 16+ and have either been identified as at risk or a carer, are clinically extremely vulnerable, or are a health or social care worker), or based on JCVI advice that children under 16 at very high risk of exposure and serious outcomes, such as those with severe neuro-disabilities that require residential care, should be offered vaccination. From August 2021 all individuals aged 16-17, individuals aged 12 and over with specific underlying health conditions that put them at serious risk of COVID-19, and individuals aged 12 and over who are household contacts of an immunosuppressed individual, were also eligible to receive a vaccination. From 20th September 2021 vaccinations started to be rolled out to all 12-15 year olds following the government accepting the UK Chief Medical Officers' recommendation to extend the vaccine offer to everyone in this age group.
- In August 2021 JCVI recommended a third primary dose of vaccination for individuals aged 12 and over who were severely immunosuppressed when, or shortly after, they received their first or second dose. This differs from booster doses, which were recommended by JCVI in September 2021 for adults who received a primary course of COVID-19 in Phase 1 of the vaccination programme (those in priority groups 1 to 9) and received their 2nd dose at least 6 months ago.

- From 22nd November 2021, individuals aged 40-49 who received their 2nd dose at least 6 months were also eligible for a booster dose. The minimum gap between individuals having a 2nd dose and having a booster dose then changed from 6 months to 3 months on 8th December 2021. The booster rollout was extended to 30-39 year olds on 13th December 2021 and to 18-29 year olds on 15th December 2021, for individuals who had a 2nd dose at least 3 months ago.
- The Scientific Advisory Group for Emergencies (SAGE) Social Care Working Group has advised that at least 80% of staff and 90% of residents in older adult care homes should have had a first vaccination dose to provide a minimum level of protection against outbreaks of COVID-19.

Weekly Vaccination Activity

- In the week ending 16th January 2022 an additional 114,129 first dose vaccinations for COVID-19 were reported in England. This took the total number of people vaccinated with at least one dose as of 16th January 2022 to 43,321,942.
- A higher number of additional second dose vaccinations were reported in the same time period (174,219). This took the total number of people vaccinated with at least two doses as of 16th January 2022 to 39,995,505.
- Boosters and 3rd doses accounted for the majority of vaccination activity in the week ending 16th January 2022, with an additional 615,589 booster/3rd doses reported. This takes the number of people who have received a booster or 3rd dose as of 16th January 2022 to 30,440,483.

Cumulative total 1st, 2nd and booster/3rd dose vaccinations administered by dose
By reported date



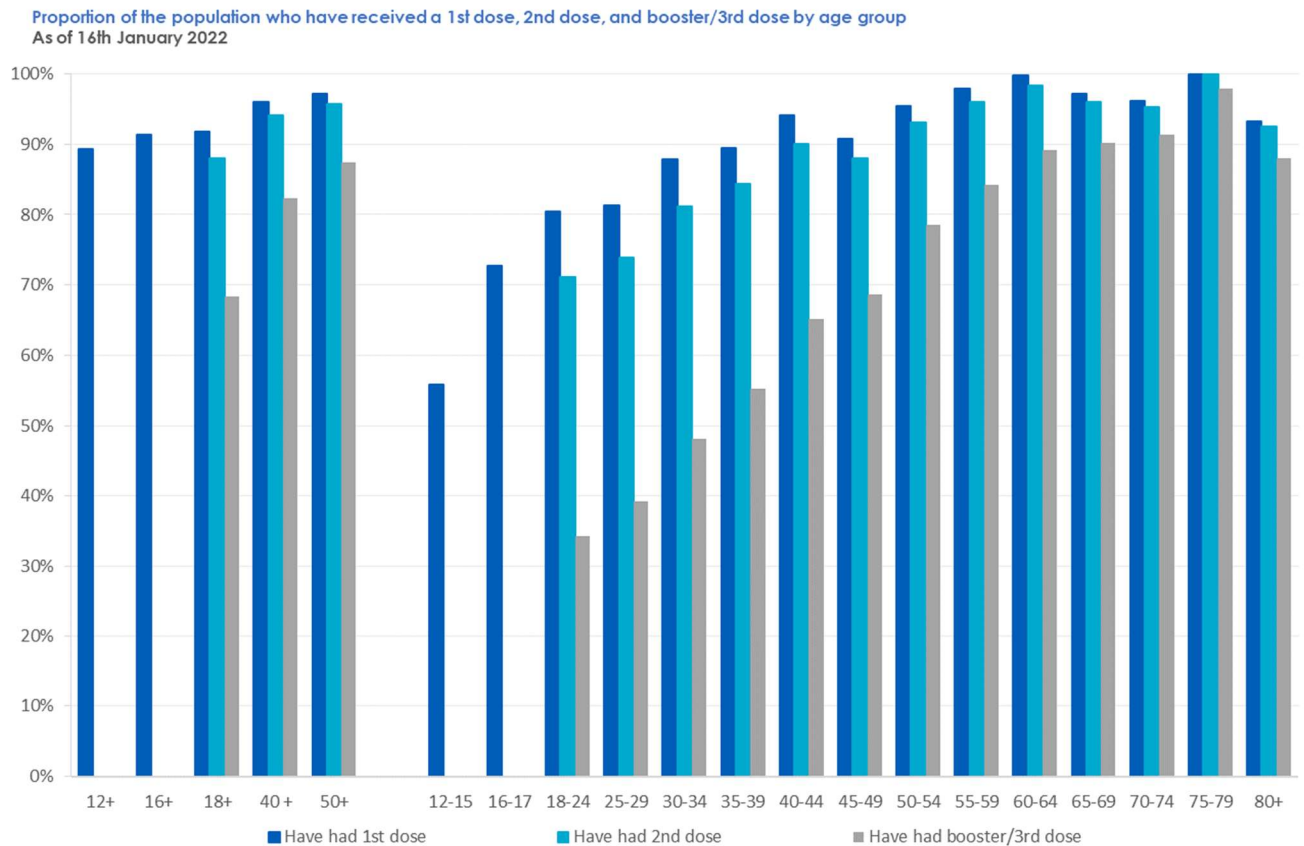
- Vaccinations administered to individuals aged under 18 accounted for around 4 in 10 of first dose vaccinations reported in the week ending 16th January 2022. More than half of individuals aged 12-15 (1,495,719, 55.9%) and nearly three quarters of individuals aged 16-17 (902,443, 72.7%) have now received a first dose.
- Individuals aged under 25 accounted for around three quarters of second dose vaccinations reported in the week ending 16th January 2022, the majority of which were individuals aged under 18. More than 7 in 10 of 18-24 year olds have now received at least two doses (3,346,994, 71.1%).
- Individuals aged 18-39 accounted for around 6 in 10 of booster/3rd dose vaccinations reported in the week ending 16th January 2022, with more than 4 in 10 of individuals aged 18-39 having now received a booster or 3rd dose (6,998,351, 43.6%).

Overall Vaccination Activity

- As of 16th January 2022, around 9 in 10 individuals aged 12 and over have been vaccinated with at least one dose (43,232,746, 89.4%).
- Almost 9 in 10 individuals aged 18 and over have been vaccinated with at least two doses (39,122,667, 88.0%)¹.

¹ 2nd doses are not currently reported for the 12-15 and 16-17 age groups.

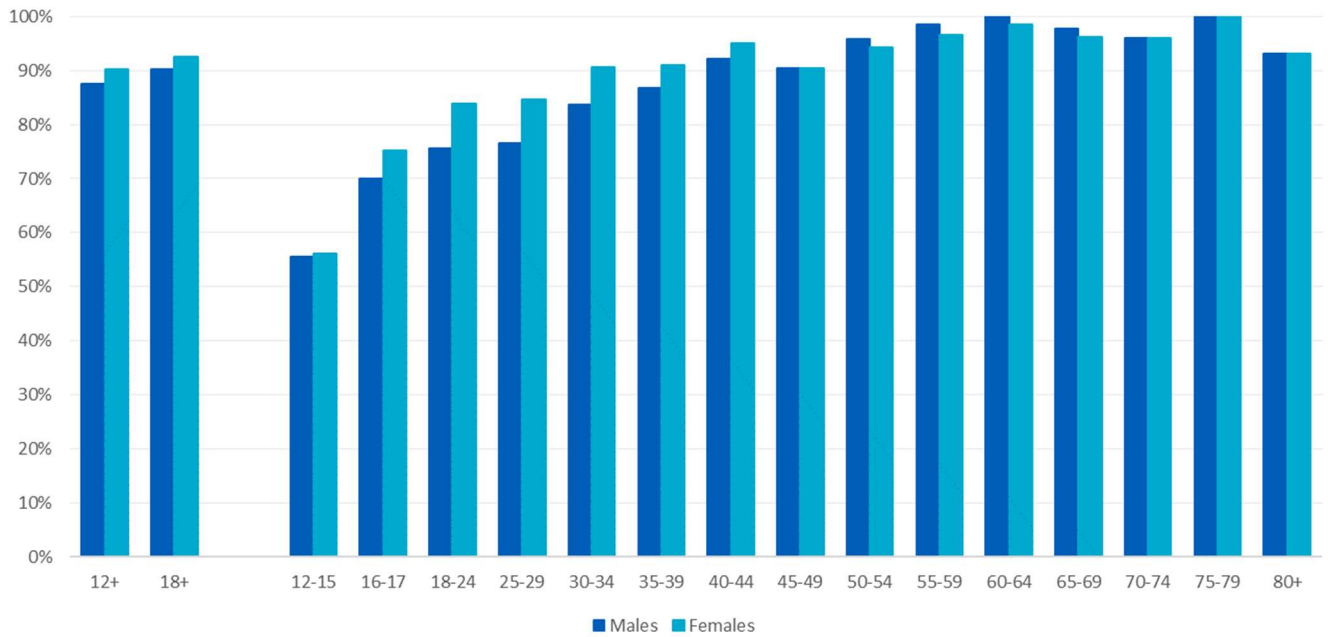
- More than two thirds of individuals aged 18 and over have received a booster or 3rd dose (30,383,259, 68.3%)².



- Although there are variations by age group, overall a higher proportion of females aged 12 and over than males aged 12 and over have been vaccinated with at least one dose since the vaccination programme began (90.3% of females compared with 87.6% of males).

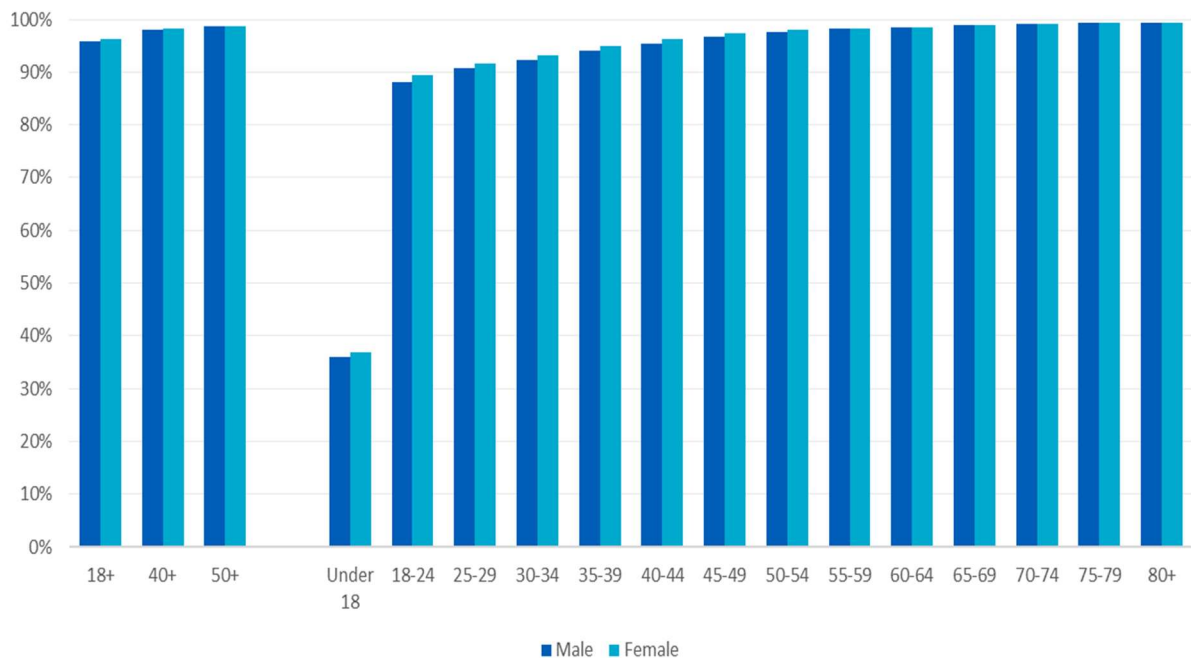
² Booster/3rd doses are not currently reported for the 12-15 and 16-17 age groups.

Proportion of the population who have received a 1st dose, by age group and gender
As of 16th January 2022



- Overall, more than 9 in 10 individuals aged 18 and over who have received at least one dose have also received a second dose (95.8%). This proportion is slightly higher for females than males (96.3% compared with 95.7%).

Proportion of individuals vaccinated who have received a 2nd dose, by gender and age group
As of 16th January 2022



- The number of residents of older adult care homes reported to have been vaccinated with at least one dose was 300,612 on 16th January 2022 (96.7% of all residents³), with 298,300 (95.9% of all residents⁴) reported to have been vaccinated with a second dose and 271,996 (87.5% of all residents⁵) reported to have received a booster dose⁶.
- More than 9 in 10 staff in older adult care homes are reported to have been vaccinated with at least one dose (435,264, 95.9%³) and more than 9 in 10 are reported to have been vaccinated with a second dose (431,363, 95.0%⁴). Just under half of staff (214,464, 47.2%⁵) are reported to have received a booster dose⁶.
- More than 8 in 10 older adult care homes meet the first dose vaccination target of 90% of residents and 80% of staff advised by SAGE (87.4%).
- The number of residents of younger adult care homes reported to have been vaccinated with at least one dose on 16th January 2022 was 35,597 (94.4% of all residents⁷), and 34,901 were reported to have been vaccinated with a second dose (92.5% of all residents⁸). Furthermore, 29,529 (78.3%⁹) are reported to have received a booster dose⁶.
- As of 16th January 2022, 2,141,778 (95.1%) of the clinically extremely vulnerable (CEV) population aged 18 and over have been vaccinated with at least one dose. This includes all CEV individuals, even if they were vaccinated as part of a higher priority cohort. More than 9 in 10 have also received a second dose (2,110,761, 93.7%) and more than 8 in 10 (1,892,234, 84.0%) have now received a booster or 3rd dose.
- Almost 9 in 10 individuals aged 16 to 64 identified as being in an at-risk group or an unpaid carer have been vaccinated with at least one dose as of 16th January 2022 (7,530,027, 87.6%). This includes individuals who may have been vaccinated as part of a higher priority cohort but does not include residents of younger adult care homes. Of those vaccinated, more than 9 in 10 (7,259,847) have also received a second dose (84.5% of all individuals aged 16 to 64 identified as at risk or an unpaid carer). Furthermore, 5,797,060 of individuals at-risk or an unpaid carer (67.5%) have received a booster or 3rd dose.

³ Based on data provided by 99.6% of care homes

⁴ Based on data provided by 99.6% of care homes

⁵ Based on data provided by 99.1% of care homes

⁶ This figure may include a small number of third dose vaccinations misreported as boosters due to Capacity Tracker lacking a response for third doses

⁷ Based on data provided by 98.2% of care homes

⁸ Based on data provided by 98.1% of care homes

⁹ Based on data provided by 97.4% of care homes

Data

- All data presented in this report has been collected through the National Immunisation Management System (NIMS) unless otherwise specified. This data system draws on various local point of care immunisation data systems in near real time, such as those used in hospitals and GP practices. It is the System of Record for the COVID-19 vaccination programme. NIMS data used in this release has been developed with Public Health England.
- Figures used in this report are as held in the NIMS database as of 18th January 2022 for vaccinations administered up to 16th January 2022 unless otherwise stated. At 5th January 2022, 91.2% of vaccinations recorded in the NIMS database were reported within 1 day of being administered and 97.1% of vaccinations were reported within 7 days. Therefore, not all vaccinations administered up to 16th January 2022 will be covered in this report. Figures may be updated in future weeks as further information flows from local point of care systems.
- Two different sources of population estimates are used as denominators for approximate vaccine uptake percentages in this publication, with the best available source for each breakdown provided as management information. Office for National Statistics 2020 mid-year population estimates are the most recent Official Statistics on population size, and the best publicly available population estimates. As these estimates are based on the 2011 Census, they are subject to a degree of uncertainty and do not reflect changes to the population since 2020. The estimates are used as denominators for national, regional, Integrated Care System (ICS) / Sustainability Transformation Partnership (STP) and Clinical Commissioning Group (CCG) geographies only as they are less robust at smaller areas. They are also used as denominators for age and gender breakdowns.
- NIMS denominators are the numbers of individuals registered with the NHS who are currently alive in the resident population. Unlike the ONS denominators which are fixed, the NIMS denominators are updated in each weekly publication, to reflect changes to the current resident population. They are used to facilitate management of the vaccination programme at more granular levels and are provided for Lower Tier Local Authority (LTLA), Middle Layer Super Output Area (MSOA), and Constituency geographies. Overall they likely overestimate the population and so underestimate vaccine uptake percentages, as death registration data is subject to a reporting lag and there are also concerns about people who are no longer resident in England still being counted in NIMS, the NIMS denominators are likely to provide an overestimate of the population. Coverage can therefore be viewed as being 'at least' the figures calculated using the NIMS denominators.

- Data on vaccinations of residents of older adult care homes and social care workers, and of care homes visited have been provided by the Department of Health and Social Care, and as held in the Capacity Tracker on 16th January 2022 11:59pm.
- From 14th October 2021 age reported in the weekly publications is age as at 31st August 2021. Prior to 14th October 2021 age figures were based on age as at 31st March 2021, which was the basis on which individuals were invited for vaccination at the start of the vaccination programme. This change means that some individuals will now be counted in a different age group to the age group they were counted in previously but provides a more accurate reflection of the age of individuals at the start of Phase 3 of the vaccination programme.