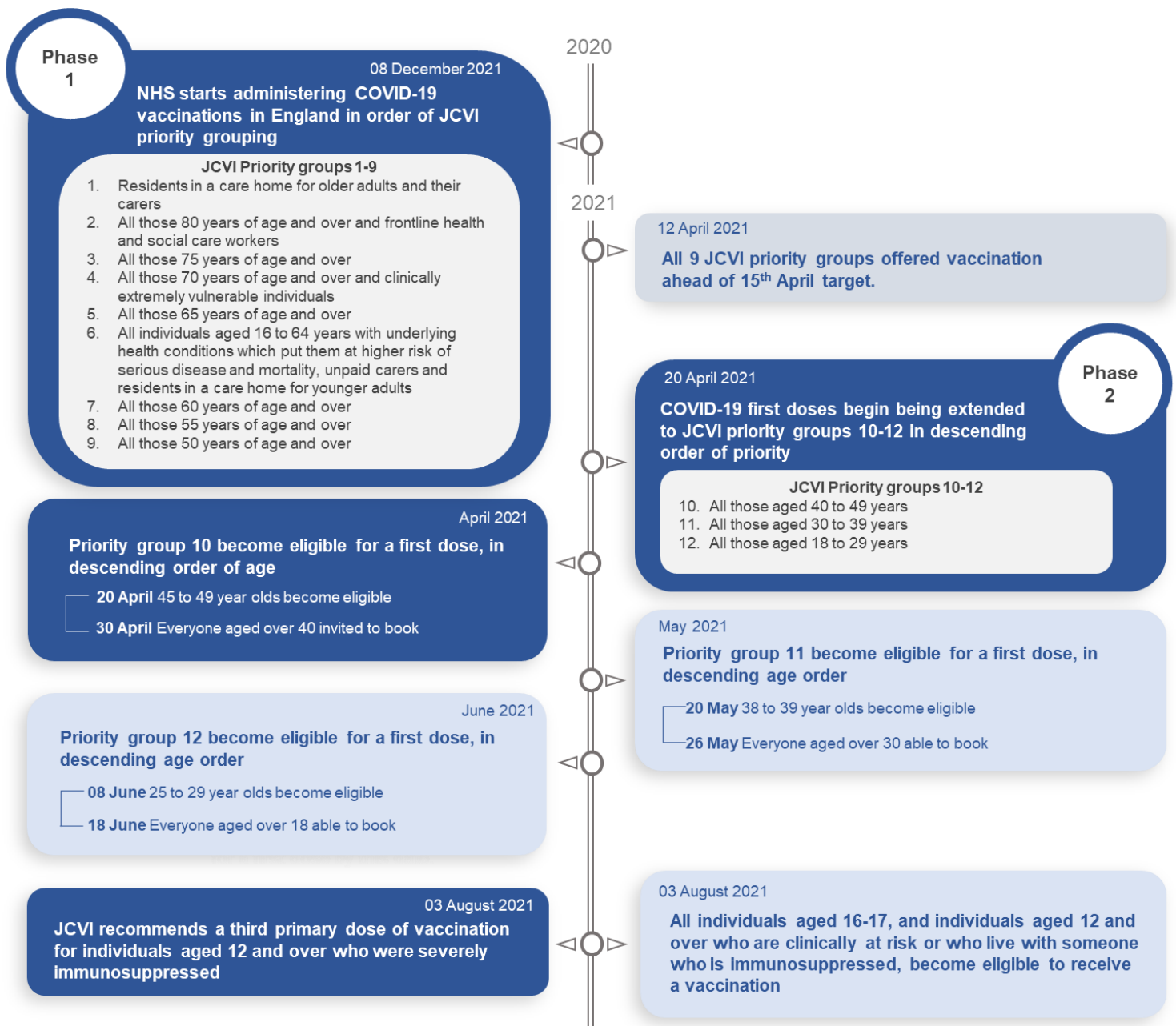


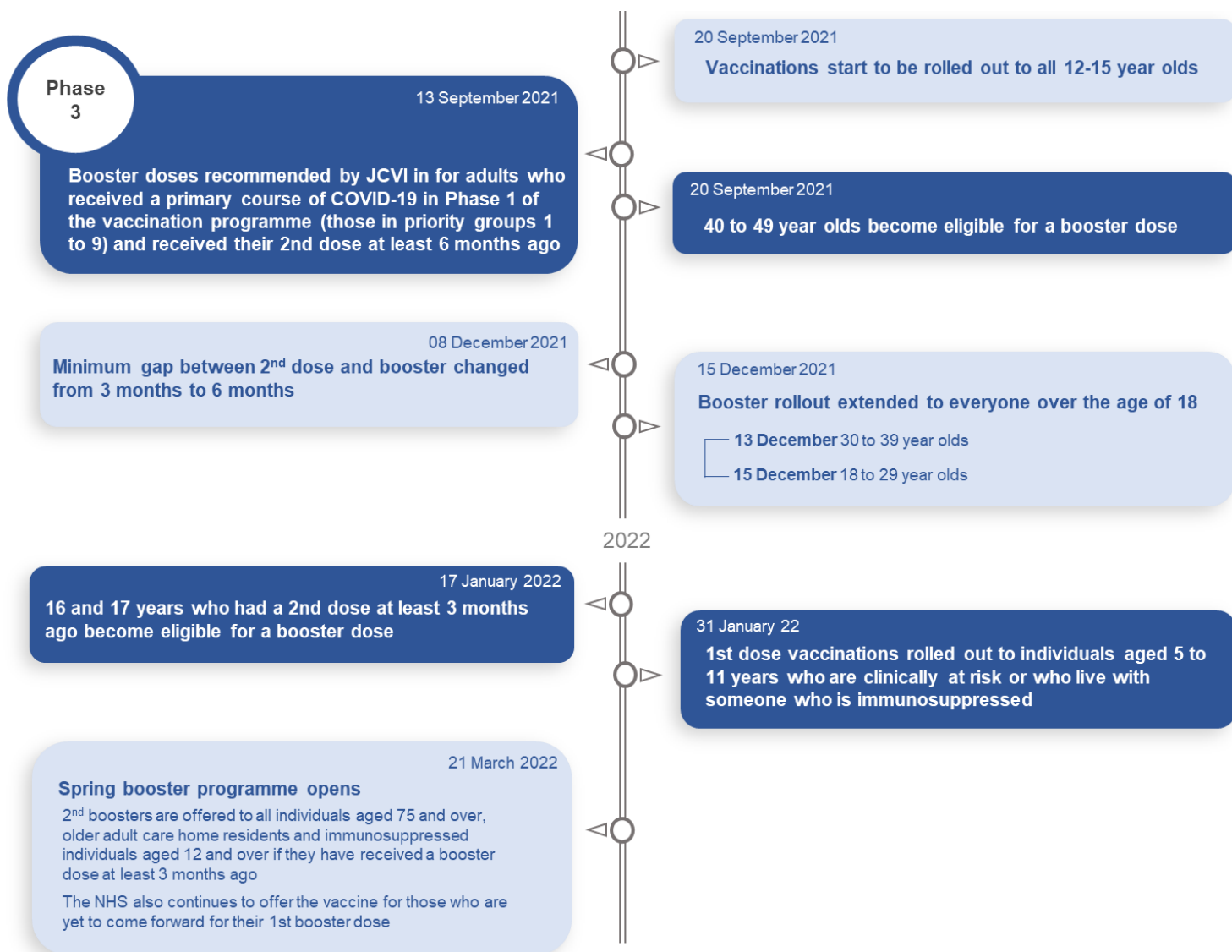
COVID-19 Vaccination Statistics

Week ending Sunday 3rd April 2022

Background

The timeline below shows when vaccinations were rolled out to different JCVI cohorts and changes to vaccination policy were enacted.

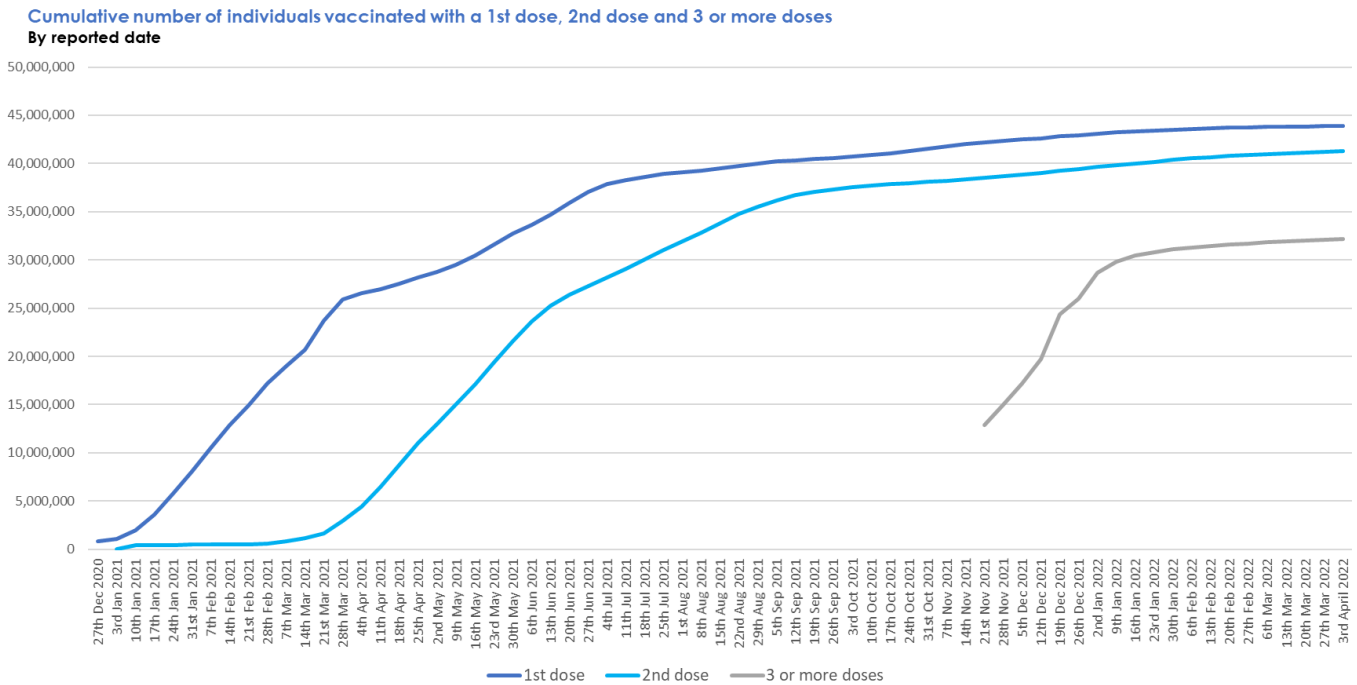




Weekly Vaccination Activity

- In the week ending 3rd April 2022 an additional 21,414 people were reported to have received a first dose vaccination for COVID-19. This took the total number of people vaccinated with at least one dose as of 3rd April 2022 to 43,877,508.
- The additional number of people reported to have received a second dose vaccination in the latest week was more than three times the number of first doses reported (69,164). This took the total number of people vaccinated with at least two doses as of 3rd April 2022 to 41,302,195.
- An additional 81,427 people were reported to have received at least 3 doses in the week ending 3rd April 2022, accounting for the largest proportion of vaccination

activity reported in the latest week. This took the number of people who have received at least 3 doses as of 3rd April 2022 to 32,197,176¹.



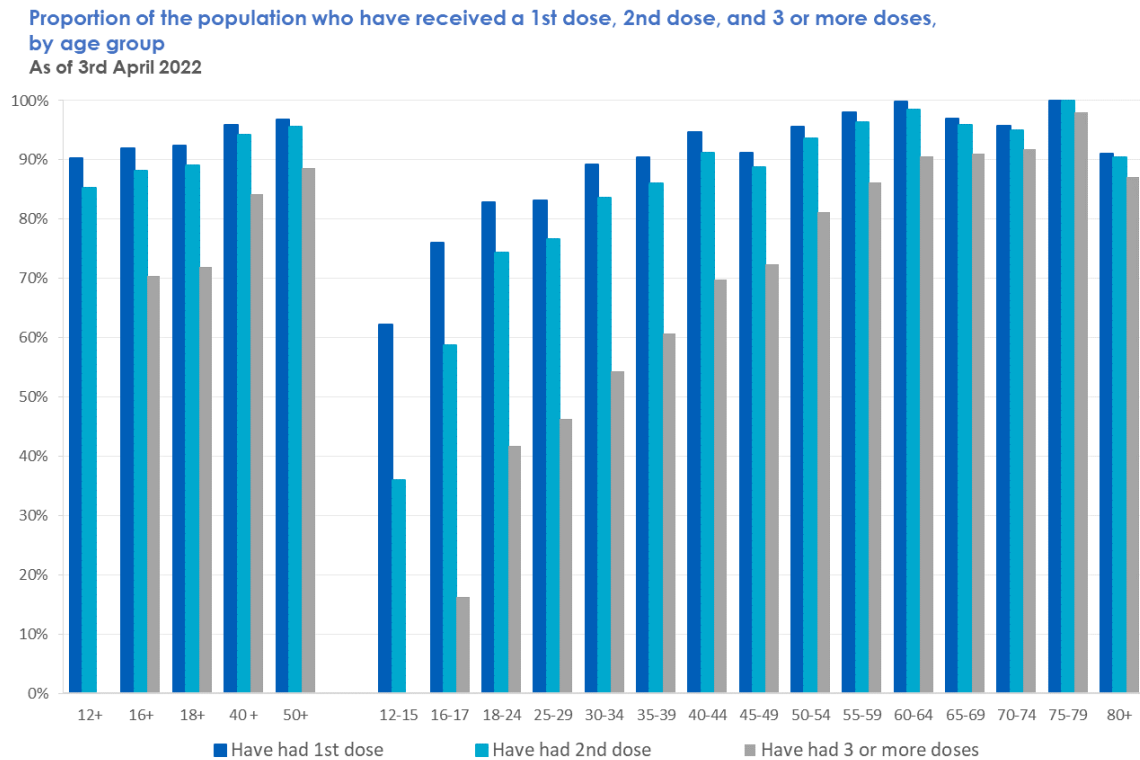
- Individuals aged under 18 accounted for just under 4 in 10 of additional first dose vaccinations reported in the week ending 3rd April 2022. Around 6 in 10 of individuals aged 12-15 (1,665,771, 62.2%) and three quarters of individuals aged 16-17 (942,791, 76.0%) have now received a first dose.
- Individuals aged 12-15 accounted for just over half of the second dose vaccinations reported in the week ending 3rd April 2022. Just over one third of 12-15 year olds have now received at least two doses (961,380, 35.9%).
- Individuals aged 16-34 accounted for over 6 in 10 of the additional people reported to have received at least 3 doses in the week ending 3rd April 2022, with over 4 in 10 individuals aged 16-34 having now received at least 3 doses (5,992,154, 44.2%).

Overall Vaccination Activity

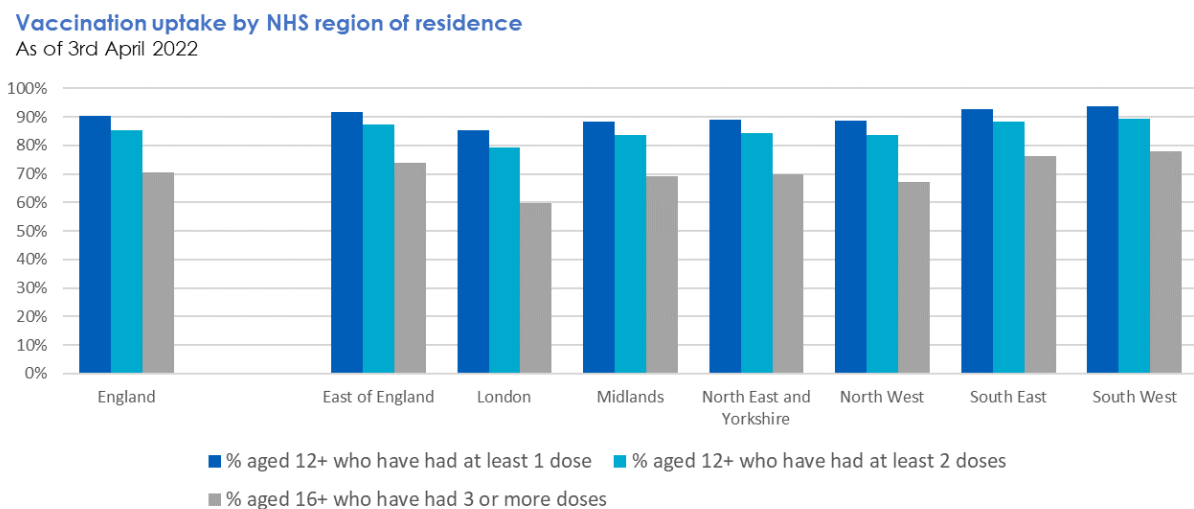
- As of 3rd April 2022, 9 in 10 individuals aged 12 and over have been vaccinated with at least one dose (43,684,675, 90.3%).

¹ Individuals who have received both a 3rd primary dose and a 1st booster dose are only counted once in these figures.

- Over 8 in 10 individuals aged 12 and over have been vaccinated with at least two doses (41,258,099, 85.3%).
- Approximately 7 in 10 individuals aged 16 and over have received at least 3 doses (32,184,098, 70.4%)².



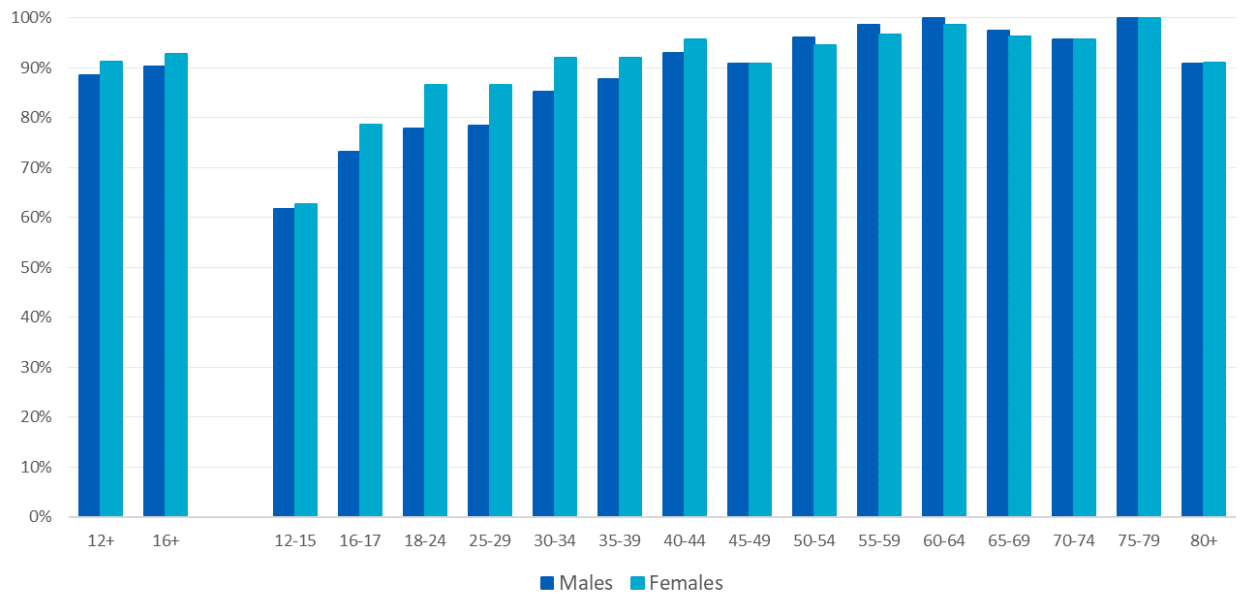
- Vaccination uptake varies by region, with the South West having the highest uptake rates for each dose and London having the lowest uptake rates for each dose.



² The number of individuals who have received 3 or more doses is not currently reported for the 12-15 age group.

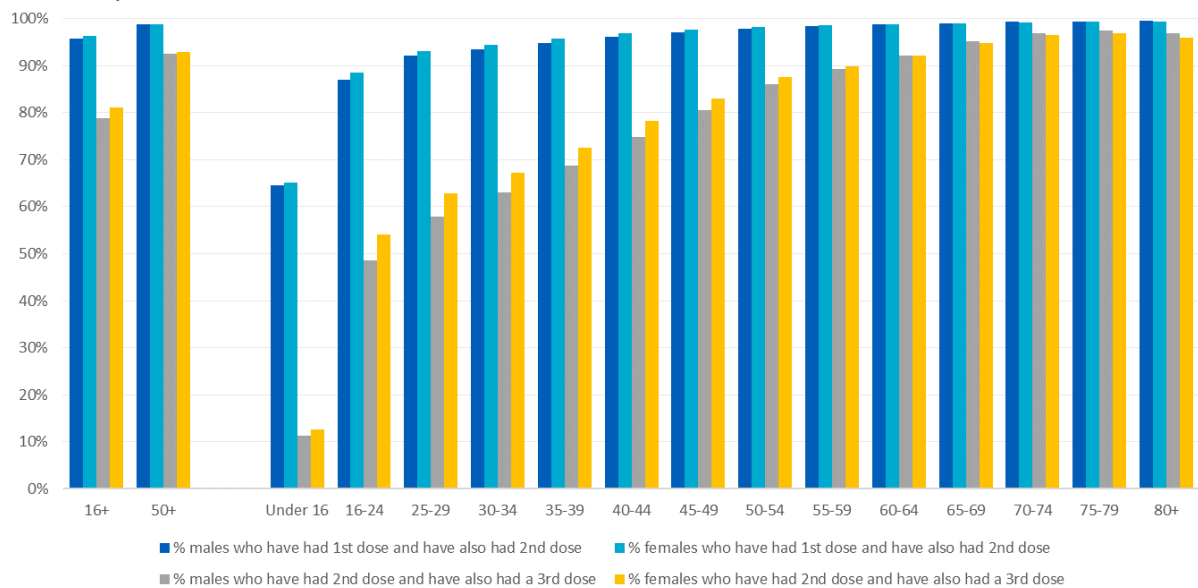
- Although there are variations by age group, overall a higher proportion of females aged 12 and over than males aged 12 and over have been vaccinated with at least one dose since the vaccination programme began (91.2% of females compared with 88.5% of males).

Proportion of the population who have received a 1st dose, by age group and gender
As of 3rd April 2022



- Overall, over 9 in 10 individuals aged 16 and over who have received at least one dose have also received a second dose (95.9%). This proportion is slightly higher for females than males (96.4% compared with 95.8%). Around 8 in 10 individuals aged 16 and over who have received a second dose have also received a 3rd dose (either a 1st booster or 3rd primary dose, 79.9%). Again, this proportion is higher for females than males (81.1% compared with 78.8%).

Proportion of individuals vaccinated who have received their next dose, by gender and age group
As of 3rd April 2022



Vaccination Activity for Priority Groups

- The number of residents of older adult care homes reported to have been vaccinated with at least one dose was 303,281 on 29th March 2022 (96.2% of all residents³), with 301,310 (95.6% of all residents⁴) reported to have been vaccinated with a second dose and 283,249 (89.8% of all residents⁵) reported to have received a 1st booster dose⁶.
- More than 8 in 10 older adult care homes meet the first dose vaccination target of 90% of residents and 80% of staff advised by SAGE (85.3%).
- More than 9 in 10 staff in older adult care homes are reported to have been vaccinated with at least one dose (441,137, 95.6%³) and more than 9 in 10 are reported to have been vaccinated with a second dose (438,358, 95.0%⁴). Just over half of staff (245,969, 53.3%⁵) are reported to have received a 1st booster dose⁶.

³ Based on data provided by 99.5% of care homes

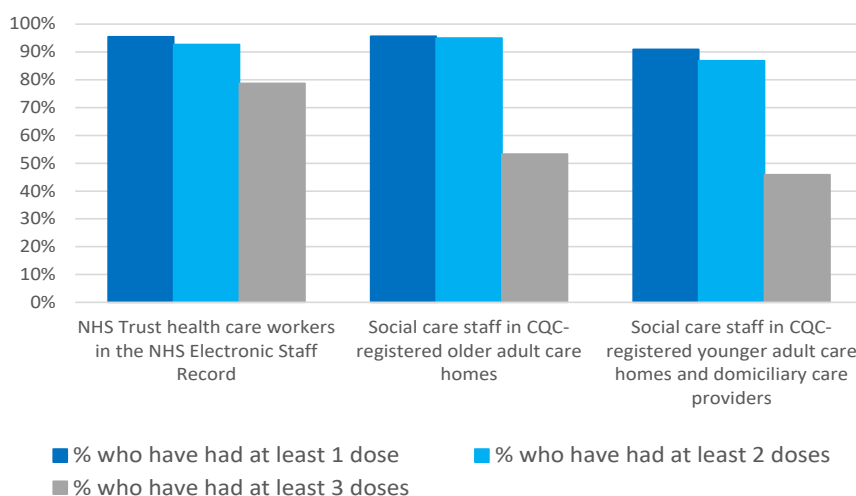
⁴ Based on data provided by 99.4% of care homes

⁵ Based on data provided by 99.3% of care homes

⁶ This figure may include a small number of 3rd primary dose vaccinations misreported as 1st boosters due to Capacity Tracker lacking a response for third doses

Vaccination uptake for health and social care workers

As of 3rd April 2022 (as of 29th March 2022 for Social Care Staff)



- Vaccination rates are slightly lower for social care staff in younger adult care homes and domiciliary care providers, with 9 in 10 reported to have been vaccinated with at least one dose (444,884, 90.9%⁷), more than 8 in 10 reported to have been vaccinated with a second dose (424,794, 86.8%⁸), and over 4 in 10 reported to have received a 1st booster dose (224,814, 45.9%⁹).
- More than 9 in 10 NHS Trust health care workers in the NHS Electronic Staff Record have received at least one dose (1,476,962, 95.4%¹⁰), more than 9 in 10 have received at least 2 doses (1,435,069, 92.7%), and more than three quarters have received at least 3 doses (1,218,376, 78.7%)¹¹.
- As of 3rd April 2022, 2,146,305 (94.9%) of the clinically extremely vulnerable (CEV) population aged 18 and over have been vaccinated with at least one dose. This includes all CEV individuals, even if they were vaccinated as part of a higher priority cohort. More than 9 in 10 have also received a second dose (2,118,552, 93.7%) and more than 8 in 10 (1,927,503, 85.3%) have received 3 or more doses.
- Almost 9 in 10 individuals aged 16 to 64 identified as being in an at-risk group or an unpaid carer have been vaccinated with at least one dose as of 3rd April 2022 (7,656,080, 88.0%). This includes individuals who may have been vaccinated as part of a higher priority cohort but does not include residents of younger adult care homes. Of those vaccinated, more than 8 in 10 (7,417,320) have also received a second dose (85.3% of all individuals aged 16 to 64 identified as at risk or an unpaid carer).

⁷ Based on data provided by 96.6% of providers/local authorities

⁸ Based on data provided by 95.7% of providers/local authorities

⁹ Based on data provided by 94.4% of providers/local authorities

¹⁰ Figures for NHS Trust health care workers include 3rd primary doses as well as 1st booster doses, whereas figures for social care staff are for 1st booster doses only (which may include a small number of 3rd doses, see footnote 6)

Furthermore, 6,102,350 of individuals at-risk or an unpaid carer (70.1%) have received 3 or more doses.

Data

- All data presented in this report has been collected through the National Immunisation Management System (NIMS) unless otherwise specified. This data system draws on various local point of care immunisation data systems in near real time, such as those used in hospitals and GP practices. It is the System of Record for the COVID-19 vaccination programme. NIMS data used in this release has been developed with the UK Health Security Agency (UKHSA).
- Figures used in this report are as held in the NIMS database as of 5th April 2022 for vaccinations administered up to 3rd April 2022 unless otherwise stated. At 4th March 2022, 91.3% of vaccinations recorded in the NIMS database were reported within 1 day of being administered and 97.1% of vaccinations were reported within 7 days. Therefore, not all vaccinations administered up to 3rd April 2022 will be covered in this report. Figures may be updated in future weeks as further information flows from local point of care systems.
- The majority of the vaccinations reported in this publication were administered in England to residents of England. A small number of the vaccinations reported in this publication were administered in England but to individuals who live outside of England. In addition, vaccinations for individuals who live in England that occurred outside of England are also included in these figures, if the vaccine received is a vaccine approved by the Medicines and Healthcare products Regulatory Agency (MHRA). Prior to 29th July 2021 vaccinations for individuals who live in England but were vaccinated outside of England were not included in the figures in these publications.
- Two different sources of population estimates are used as denominators for approximate vaccine uptake percentages in this publication, with the best available source for each breakdown provided as management information. Office for National Statistics 2020 mid-year population estimates are the most recent Official Statistics on population size, and the best publicly available population estimates. As these estimates are based on the 2011 Census, they are subject to a degree of uncertainty and do not reflect changes to the population since 2020. The estimates are used as denominators for national, regional, Integrated Care System (ICS) / Sustainability Transformation Partnership (STP) and Clinical Commissioning Group (CCG) geographies only as they are less robust at smaller areas. They are also used as denominators for age and gender breakdowns.
- NIMS denominators are the numbers of individuals registered with the NHS who are currently alive in the resident population. Unlike the ONS denominators which are

fixed, the NIMS denominators are updated in each weekly publication, to reflect changes to the current resident population. They are used to facilitate management of the vaccination programme at more granular levels and are provided for Lower Tier Local Authority (LTLA), Middle Layer Super Output Area (MSOA), and Constituency geographies. Overall they likely overestimate the population and so underestimate vaccine uptake percentages, as death registration data is subject to a reporting lag and there are also concerns about people who are no longer resident in England still being counted in NIMS, the NIMS denominators are likely to provide an overestimate of the population. Coverage can therefore be viewed as being 'at least' the figures calculated using the NIMS denominators.

- Data on vaccinations of residents of older adult care homes and social care workers, and of care homes visited have been provided by the Department of Health and Social Care and are as held in the Capacity Tracker on 29th March 2022 11:59pm.
- From 14th October 2021 age reported in the weekly publications is age as at 31st August 2021. Prior to 14th October 2021 age figures were based on age as at 31st March 2021, which was the basis on which individuals were invited for vaccination at the start of the vaccination programme. This change means that some individuals will now be counted in a different age group to the age group they were counted in previously but provides a more accurate reflection of the age of individuals at the start of Phase 3 of the vaccination programme.

Feedback welcome

We welcome feedback on the content and presentation of COVID-19 vaccination data within this statistical bulletin. If you have any comments on this, or any other NHS COVID-19 vaccination statistics, please email covid19.vaccinestatics@nhs.net.