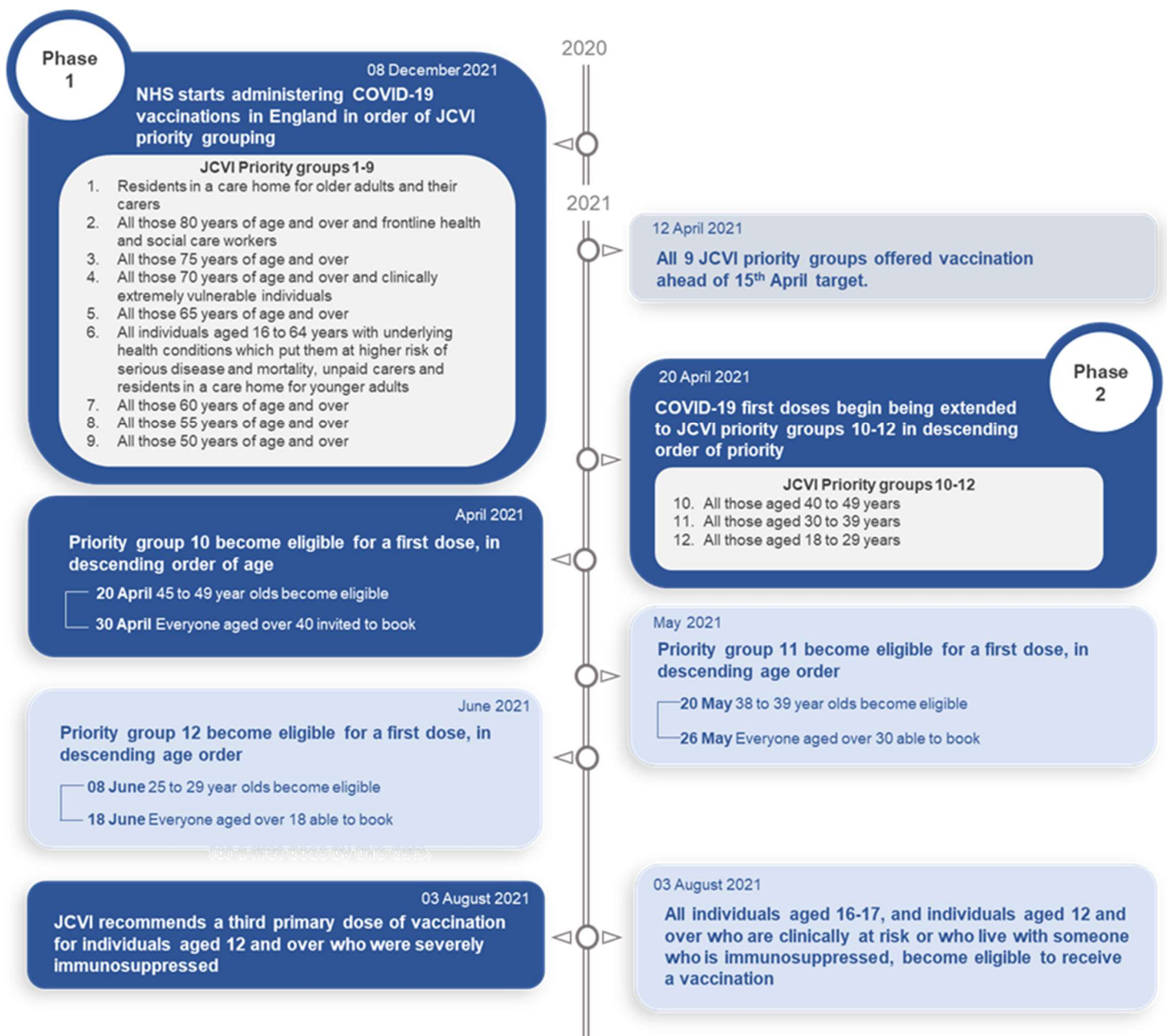


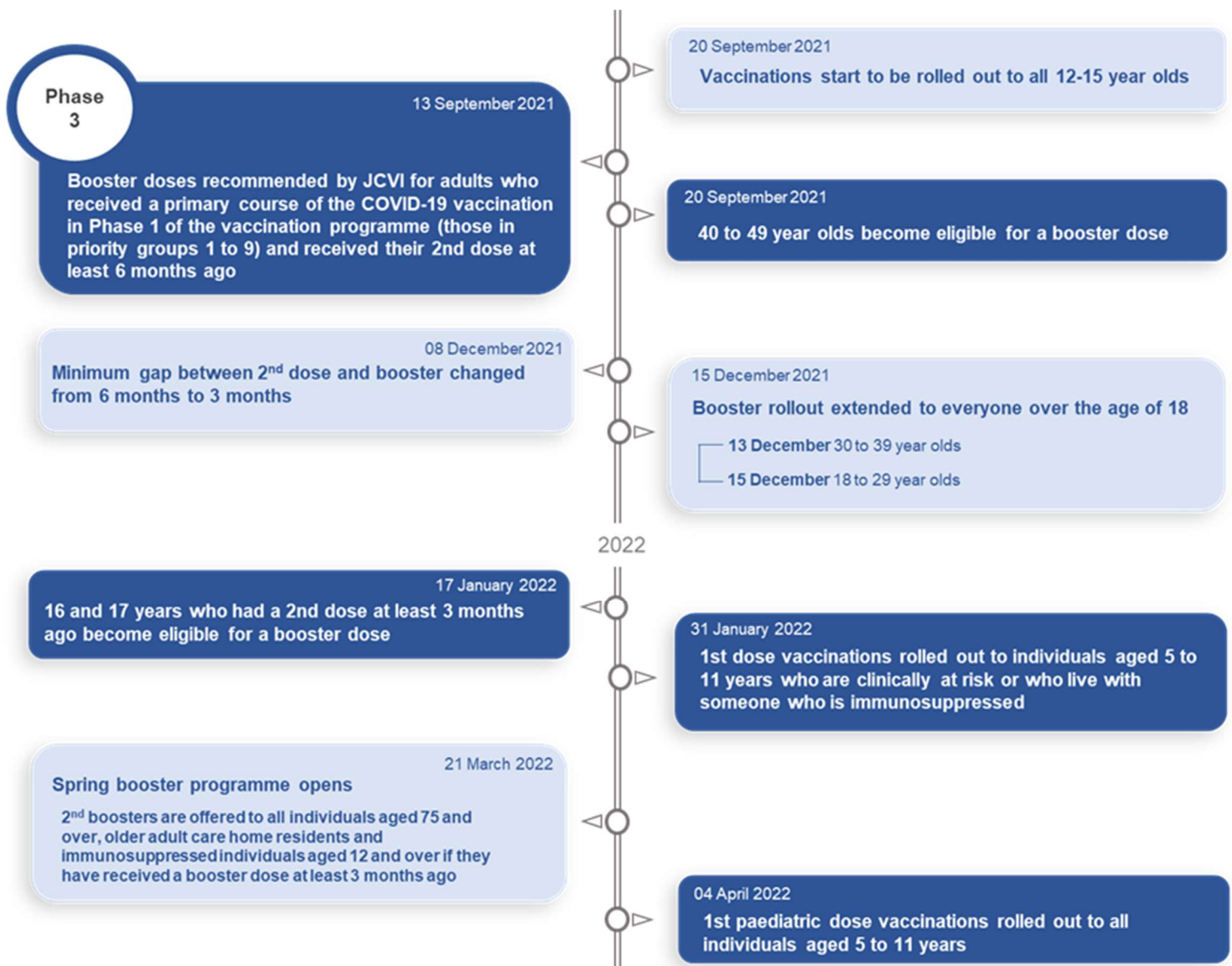
COVID-19 Vaccination Statistics

Week ending Sunday 7th August 2022

Background

The timeline below shows when vaccinations were rolled out to different JCVI cohorts and changes to vaccination policy were enacted.

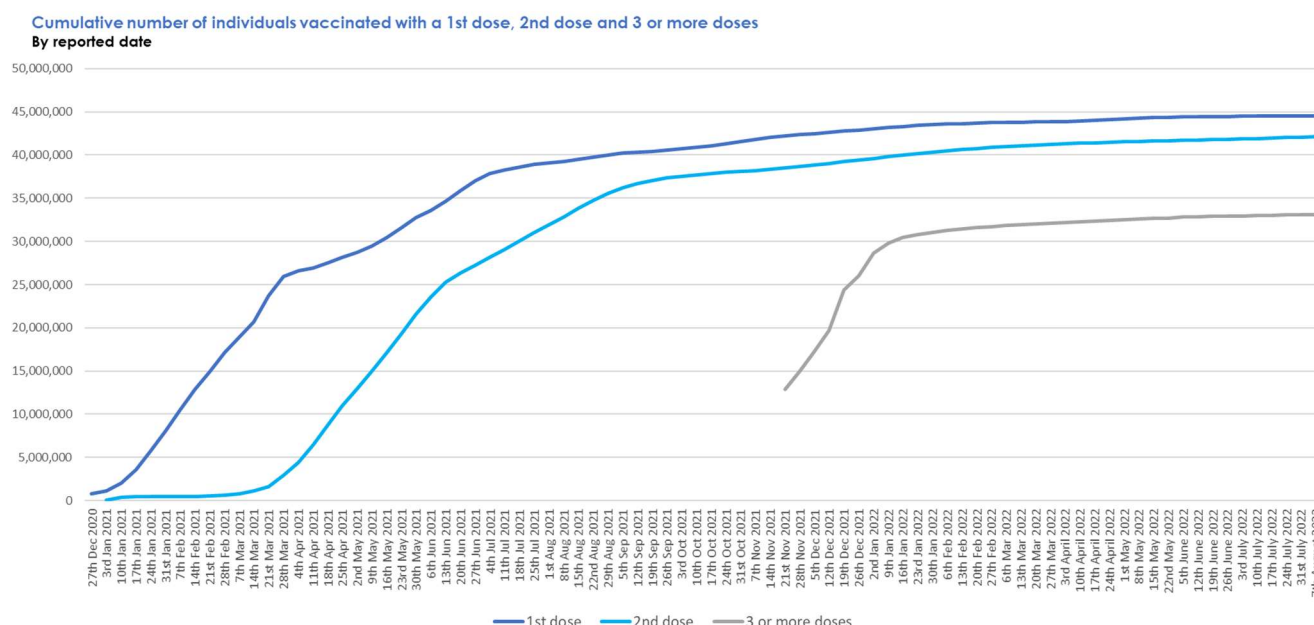




Weekly Vaccination Activity

- In the week ending 7th August 2022, an additional 7,950 people were reported to have received a first dose vaccination for COVID-19, taking the total number of people vaccinated with at least one dose to 44,534,118.
- An additional 39,263 people were reported to have received at least 2 doses in the week ending 7th August 2022, taking the number of people who have received at least 2 doses to 42,121,950.

- An additional 22,213 people were reported to have received at least 3 doses in the week ending 7th August 2022, taking the number of people who have received at least 3 doses to 33,118,397 ¹.



- As of 7th August 2022, 538,887 (10.9%) individuals aged 5-11, just under 6 in 10 of individuals aged 12-15 (1,554,761, 58.1%) and just under three quarters of individuals aged 16-17 (908,116, 73.2%) have now received a first dose.
- Individuals aged 12-15 accounted for just under a fifth of second dose vaccinations reported in the week ending 7th August 2022 (17.2%). Over 4 in 10 12-15 year olds have now received at least two doses (1,129,060, 42.2%).
- Individuals aged 16-34 accounted for just under half of the additional people reported to have received at least 3 doses in the week ending 7th August 2022 (45.2%). Over 4 in 10 individuals aged 16-34 have now received at least 3 doses (6,238,234, 46.0%).

Overall Vaccination Activity

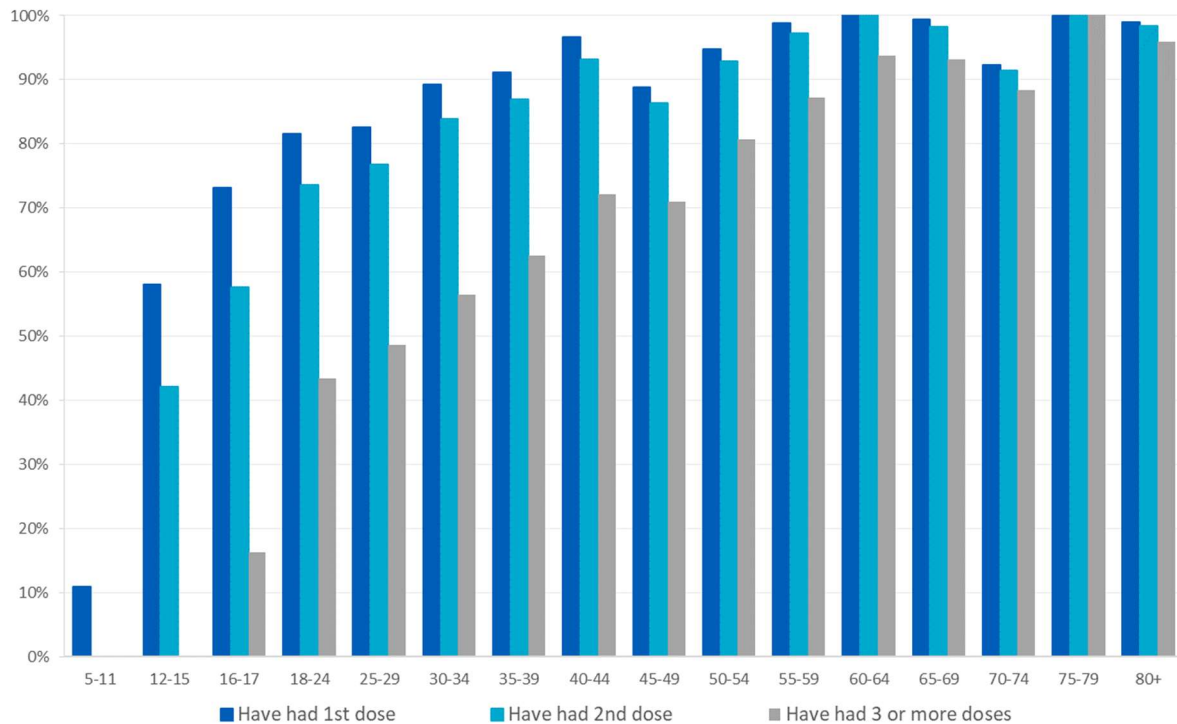
- As of 7th August 2022, 9 in 10 individuals aged 12 and over have been vaccinated with at least one dose (43,994,327, 90.9%).
- Over 8 in 10 individuals aged 12 and over have been vaccinated with at least two doses (41,934,122, 86.7%²).

¹ Individuals who have received both a 3rd primary dose and a 1st booster dose are only counted once in these figures.

² The number of individuals who have received 2 or more doses is not currently reported for the 5-11 age group.

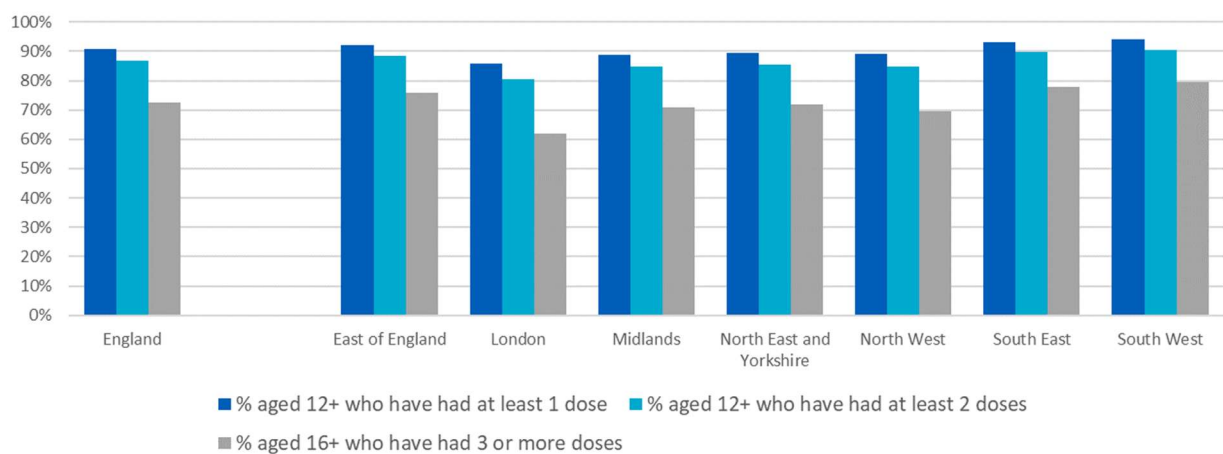
- Over 7 in 10 individuals aged 16 and over have received at least 3 doses (33,094,636, 72.4%³).

Proportion of the population who have received a 1st dose, 2nd dose, and 3 or more doses, by age group
As of 7th August 2022



- Vaccination uptake varies by region⁴, with the South West having the highest uptake rates for each dose and London having the lowest uptake rates for each dose.

Vaccination uptake by NHS region of residence
As of 7th August 2022



³ The number of individuals who have received 3 or more doses is not currently reported for the 5-11 and 12-15 age groups.

⁴ The NHS Regions are as defined at April 2021, and do not currently reflect the organisation changes effective from 1st July 2022.

- More than 9 in 10 NHS Trust health care workers in the NHS Electronic Staff Record have received at least one dose (1,350,194, 95.6%), more than 9 in 10 have received at least 2 doses (1,315,622, 93.2%), and 8 in 10 have received at least 3 doses(1,136,368, 80.5%).
- Almost 9 in 10 individuals aged 16 to 64 identified as being in an at-risk group or an unpaid carer have been vaccinated with at least one dose as of 7th August 2022 (7,579,697, 87.6%). This includes individuals who may have been vaccinated as part of a higher priority cohort but does not include residents of younger adult care homes. More than 8 in 10 (7,345,268, 84.9%) individuals aged 16 to 64 identified as at risk or an unpaid carer have also received a second dose, and 6,080,047 (70.3%) have received 3 or more doses.

Data

- All data presented in this report has been collected through the National Immunisation Management System (NIMS) unless otherwise specified. This data system draws on various local point of care immunisation data systems in near real time, such as those used in hospitals and GP practices. It is the System of Record for the COVID-19 vaccination programme. NIMS data used in this release has been developed with the UK Health Security Agency (UKHSA).
- Figures used in this report are as held in the NIMS database as of 9th August 2022 for vaccinations administered up to 7th August 2022, unless otherwise stated. At 10th August 2022, 94.5% of vaccinations recorded in the NIMS database were reported within 1 day of being administered and 97.1% of vaccinations were reported within 7 days. Therefore, not all vaccinations administered up to 7th August 2022 will be covered in this report. Figures may be updated in future weeks as further information flows from local point of care systems.
- The majority of the vaccinations reported in this publication were administered in England to residents of England. A small number of the vaccinations reported in this publication were administered in England but to individuals who live outside of England. In addition, vaccinations for individuals who live in England that occurred outside of England are also included in these figures if the vaccine received is a vaccine approved by the Medicines and Healthcare products Regulatory Agency (MHRA). Prior to 29th July 2021, vaccinations for individuals who live in England but were vaccinated outside of England were not included in the figures in these publications.
- Two different sources of population estimates are used as denominators for approximate vaccine uptake percentages in this publication, with the best available source for each breakdown provided as management information. Office for National Statistics 2020 mid-year population estimates are the most recent Official Statistics on population size, and the best publicly available population estimates. As these estimates are based on the 2011 Census, they are subject to a degree of uncertainty and do not reflect changes to the population since 2020. The estimates are used as denominators for national, regional, Integrated Care System (ICS) / Sustainability Transformation Partnership (STP) and Clinical Commissioning Group (CCG) geographies only as they are less robust at smaller areas. They are also used as denominators for age and gender breakdowns.
- NIMS denominators are the numbers of individuals registered with the NHS who are currently alive in the resident population. Unlike the ONS denominators which are

fixed, the NIMS denominators are updated in each weekly publication, to reflect changes to the current resident population. They are used to facilitate management of the vaccination programme at more granular levels and are provided for Lower Tier Local Authority (LTLA), Middle Layer Super Output Area (MSOA), and Constituency geographies. Overall, the NIMS denominators likely overestimate the population and so underestimate vaccine uptake percentages, as death registration data is subject to a reporting lag and there are also concerns about people who are no longer resident in England still being counted in NIMS. Coverage can therefore be viewed as being 'at least' the figures calculated using the NIMS denominators.

- Data on vaccinations of residents of older adult care homes and social care workers, and of care homes visited have been provided by the Department of Health and Social Care and are as held in the Capacity Tracker on 2nd August 2022 11:59pm.
- From 14th April 2022, age reported in the weekly publication is as at the day the data was extracted where UKHSA provide the data. For data sourced from Foundry, age is as at the end of the previous month as only birth month is available in Foundry. Prior to the 14th April 2022, age figures were based on age as at 31st August 2021, which aligned with the start of the 1st booster campaign. Prior to 21st October 2021, age figures were based on age as at 31st March 2021, which was the basis on which individuals were invited for vaccination at the start of the vaccination programme.

Feedback welcome

We welcome feedback on the content and presentation of COVID-19 vaccination data within this statistical bulletin. If you have any comments on this, or any other NHS COVID-19 vaccination statistics, please email covid19.vaccinestatistics@nhs.net.