



Statistics on Waiting Times for Suspected and Diagnosed Cancer Patients Q4 2021/22 Key Points - Provider Based - Final

Background

The document Improving Outcomes: A Strategy for Cancer, and its accompanying Review of Cancer Waiting Times Standards (January 2011) recommended that the current waiting time requirements for cancer should be retained. It was identified that shorter waiting times can help to ease patient anxiety and, at best, may lead to earlier diagnosis, quicker treatment, a lower risk of complications, an enhanced patient experience and improved cancer outcomes. The maximum waiting times requirements for cancer are included in "Delivering the Forward View: NHS Shared Planning Guidance 2016/17 - 2020/21".

These statistics relate to those waiting time requirements, introduced by the NHS Cancer Plan (2000) and the Cancer Reform Strategy (2007), which are retained in "Delivering the Forward View: NHS Shared Planning Guidance 2016/17 - 2020/21".

As with other waiting times commitments, 100% achievement is not expected. For any given period, there will be a number of patients who are not available for treatment within a waiting time standard because they elect to delay their treatment (patient choice), are unfit for their treatment or it would be clinically inappropriate to treat them within the standard time. Therefore, 'operational standards' account for the proportion of patients that cannot be seen within the identified timeframe. Additionally, variation in results by trust may come about due to different population structures in the different areas, differences in the case-mix of patients' being seen in the area, and varying combinations of patient choice.

National Statistics

Following an independent assessment undertaken in 2010, the United Kingdom Statistics Authority has designated these statistics as National Statistics, in accordance with the Statistics and Registration Service Act 2007 and signifying compliance with the Code of Practice for Official Statistics, meaning the statistics:

- meet identified user needs;
- are well explained and readily accessible;
- are produced according to sound methods, and
- are managed impartially and objectively in the public interest.

The Faster Diagnosis Standard statistics are designated official statistics, not National Statistics, until the Office for Statistics Regulation have performed a check of the new data for compliance with the Code of Practice. We would like to receive feedback on these new statistics: please email feedback to england.cancerwaitsdata@nhs.net

<https://www.gov.uk/government/publications/the-national-cancer-strategy>
http://webarchive.nationalarchives.gov.uk/20130107105354/http://www.dh.gov.uk/prod_consum_dh/groups/dh_digital_assets/documents/digitalasset/dh_103431.pdf

Once statistics have been designated as National Statistics it is a statutory requirement that the Code of Practice shall continue to be observed.

Analysis

The 28-Day Faster Diagnosis Standard are published from April 2021 data in June 2021. The first quarter was published in August 2021.

A summary of the cancer waiting times performance in quarter four 2021/22 against published operational standards and for specific cancers is outlined below. For footnotes covering specific data quality issues for given providers, please see the monthly provider workbooks.

All cancer two week wait

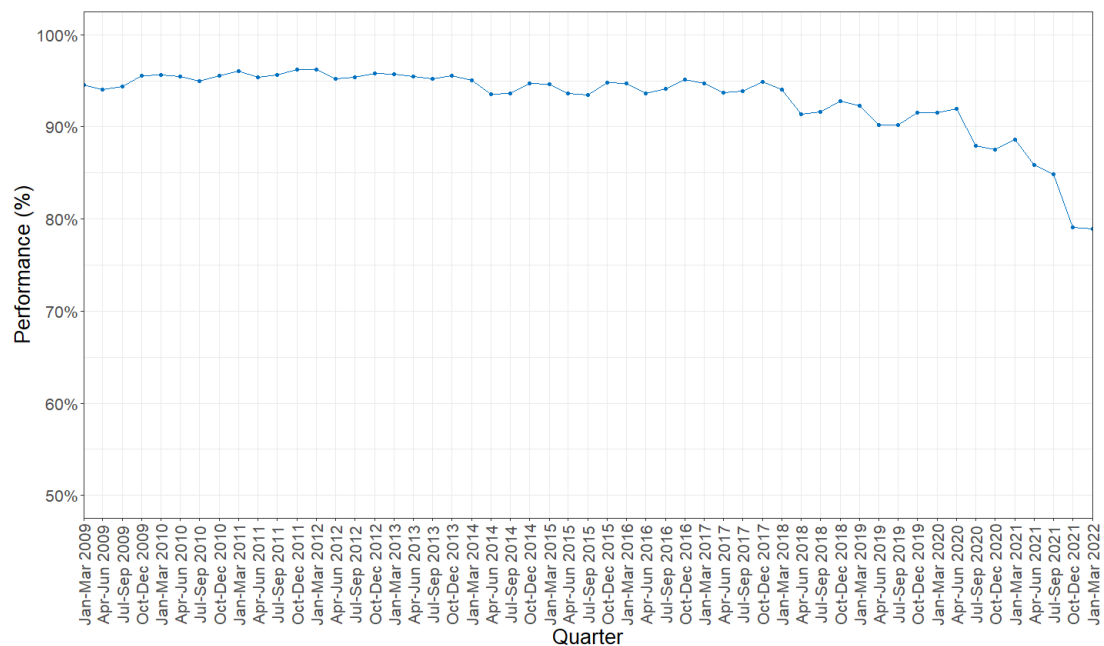
A patient should wait a maximum of two weeks to see a specialist after being urgently referred with suspected cancer. The operational standard specifies that 93% of patients should be seen within this time.

In quarter four 2021/22, 677,650 patients were seen by specialists after an urgent referral for suspected cancer. 78.9% of these patients were seen within 14 days of referral, compared to 79.1% in Q3 2021/22, and 88.6% in Q4 2020/21.

Details of providers performance are given in the detailed workbooks accompanying this document.

A graph of the trend in reported performance over time is shown below:

Figure 1: Proportion of cancer patients seen within 14 days of referral



Two week wait for symptomatic breast patients (cancer not initially suspected)

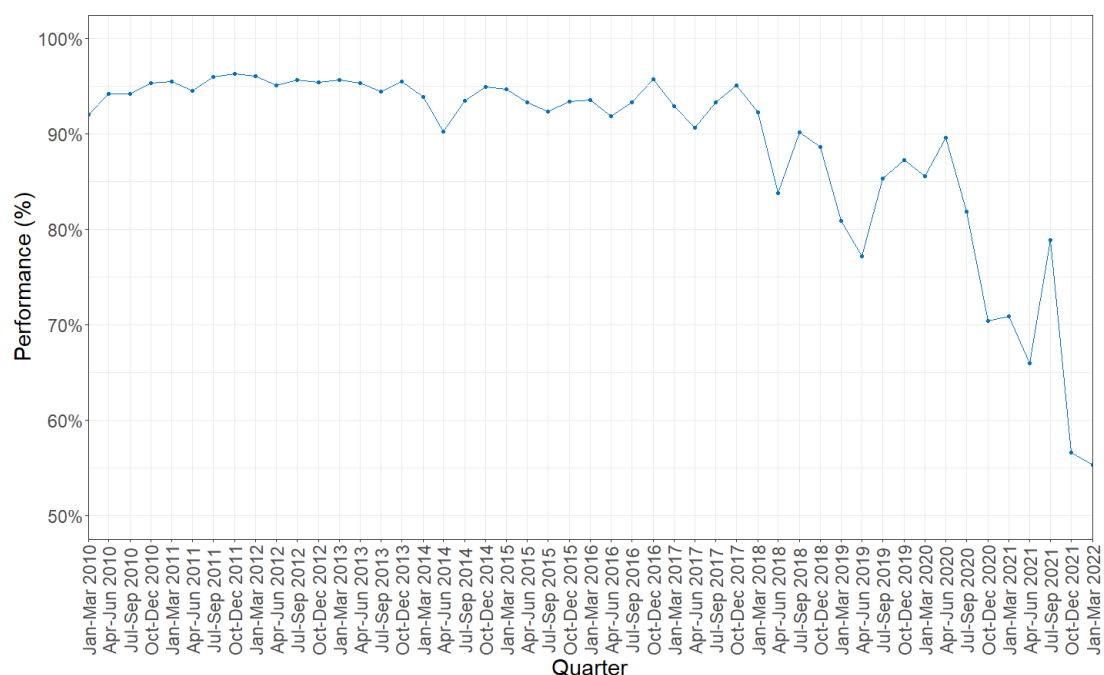
Those patients urgently referred with breast symptoms (where cancer was not initially suspected) should experience a maximum waiting time of two weeks to see a specialist. This maximum waiting time requirement was introduced in quarter four 2009/10, when 92% of patients were seen within 2 weeks of referral. The operational standard for this measure is 93%

In total, 37,219 patients with exhibited breast symptoms, where cancer was not initially suspected, were seen in quarter four 2021/22. Of these 55.3% were seen within 14 days, compared to 56.6% in Q3 2021/22, and 70.9% in Q4 2020/21.

Details of providers performance are given in the detailed workbooks accompanying this document.

A graph of the trend in reported performance over time is shown below:

Figure 2: Proportion of patients seen within 14 days of referral for breast symptoms, where cancer is not initially suspected



One Month (31-day) diagnosis to first treatment wait

Patients should experience a maximum wait of one month (31 days) between receiving their diagnosis and the start of first definitive treatment, for all cancers. This is measured from the point at which the patient is informed of a diagnosis of cancer and agrees their package of care. The operational standard for this measure is 96%.

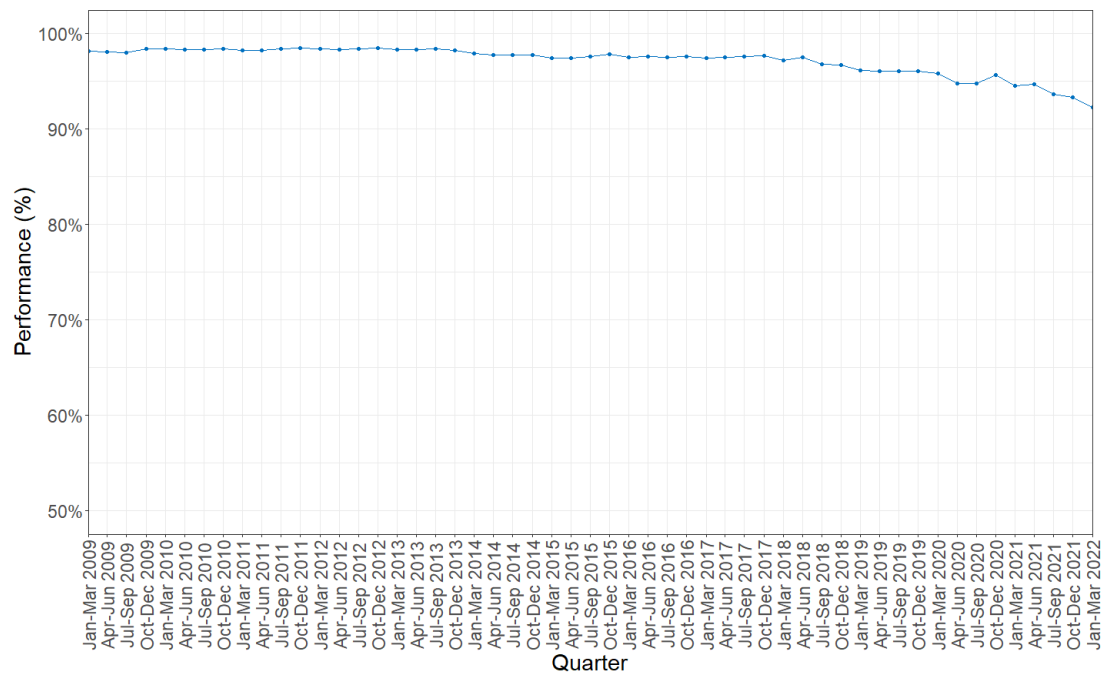
In quarter four 2021/22, 80,296 patients began a first definitive treatment for cancer. 92.3% of these patients started that treatment within 31 days, compared to 93.3% in Q3 2021/22, and 94.5% in Q4 2020/21.

This proportion of patients that began first definitive treatment within 31 days was lower for admitted patients (89.2%) than for non-admitted patients (97.3%).

Details of providers performance are given in the detailed workbooks accompanying this document.

A graph of the trend in reported performance over time is shown below:

Figure 3: Proportion of patients waiting 31 days or less for first treatment following diagnosis



One Month (31-day) diagnosis to first treatment wait by cancer type

In quarter four 2021/22, 80,296 patients began a first definitive treatment for cancer. The proportion of patients treated within 31 days of diagnosis for various cancer types is as follows:

- Breast cancers - 91.1%
- Lung cancers - 95.1%
- Lower gastrointestinal cancers - 89.5%
- Urological cancers - 93%
- Skin cancers - 89.7%

31-day wait for second or subsequent treatment Anti-cancer drug treatments

Patients should experience a maximum wait of 31 days for a second or subsequent treatment. Where that treatment is an anti-cancer drug regimen, the operational standard is 98%.

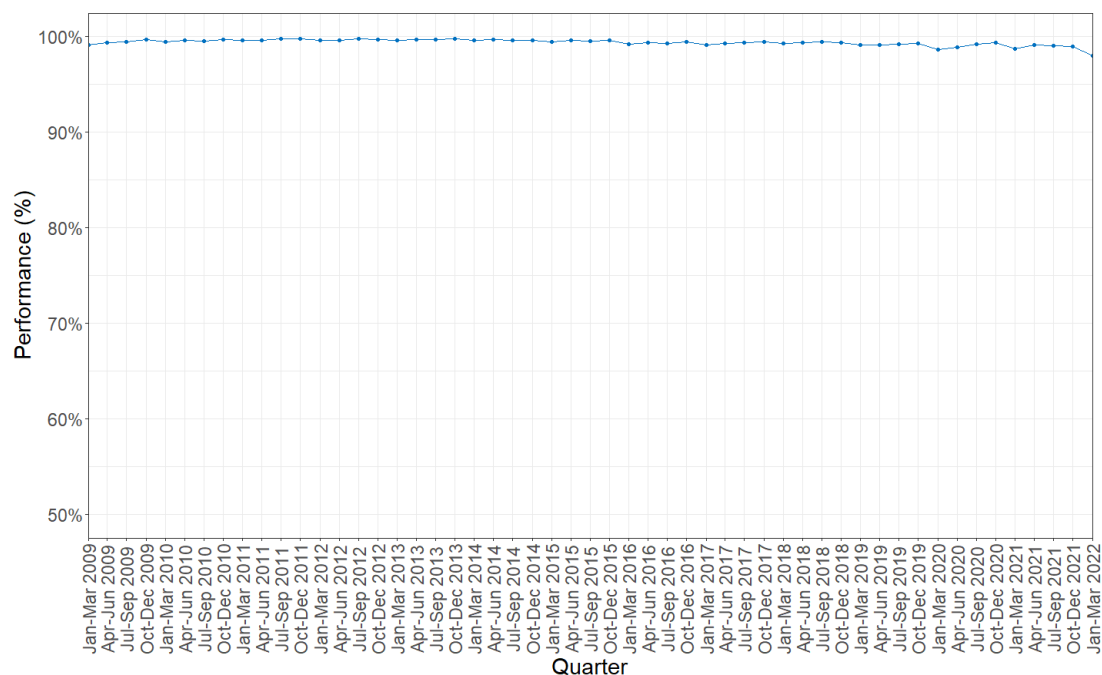
In quarter four 2021/22, 98% of patients receiving an anti-cancer drug regimen waited 31 days or less for that second or subsequent treatment, compared to 99% in Q3 2021/22, and 98.7% in Q4 2020/21.

The proportion of patients in quarter four 2021/22, waiting 31 days or less for a subsequent anti-cancer drug treatment was lower for admitted patients (97.6%) than for non-admitted patients (98.7%).

Details of providers performance are given in the detailed workbooks accompanying this document.

A graph of the trend in reported performance over time is shown below:

Figure 4: Proportion of patients on an anti-cancer drug regimen waiting 31 days or less for second or subsequent treatment



31-day wait for second or subsequent treatment Surgery

Patients should experience a maximum wait of 31 days for a second or subsequent surgical treatment. The operational standard for this measure is 94%.

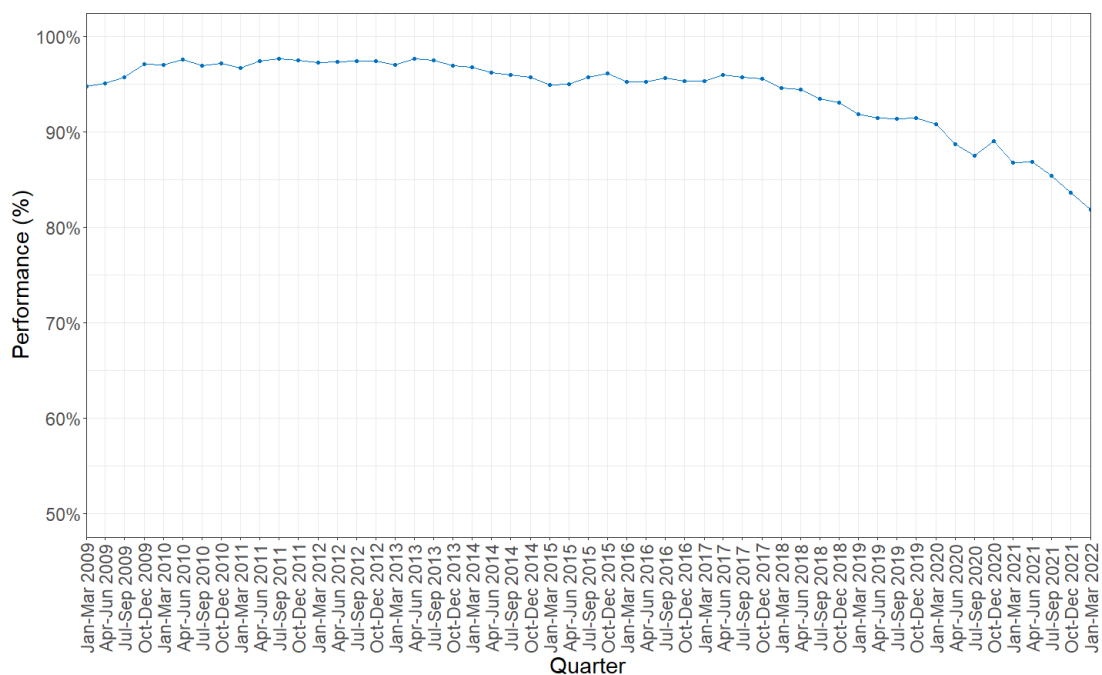
In quarter four 2021/22, 81.9% of patients waited 31 days or less for their second or subsequent treatment, compared to 83.7% in Q3 2021/22, and 86.8% in Q4 2020/21.

The proportion of patients in quarter four 2021/22, waiting 31 days or less was lower for admitted patients (81.9%) than for non-admitted patients (82.4%).

Details of providers performance are given in the detailed workbooks accompanying this document.

A graph of the trend in reported performance over time is shown below:

Figure 5: Proportion of patients receiving surgery waiting 31 days or less for second or subsequent treatment



31-day wait for second or subsequent treatment Radiotherapy

Patients should experience a maximum wait of 31 days for a second or subsequent surgical treatment. The operational standard for this measure is 94%.

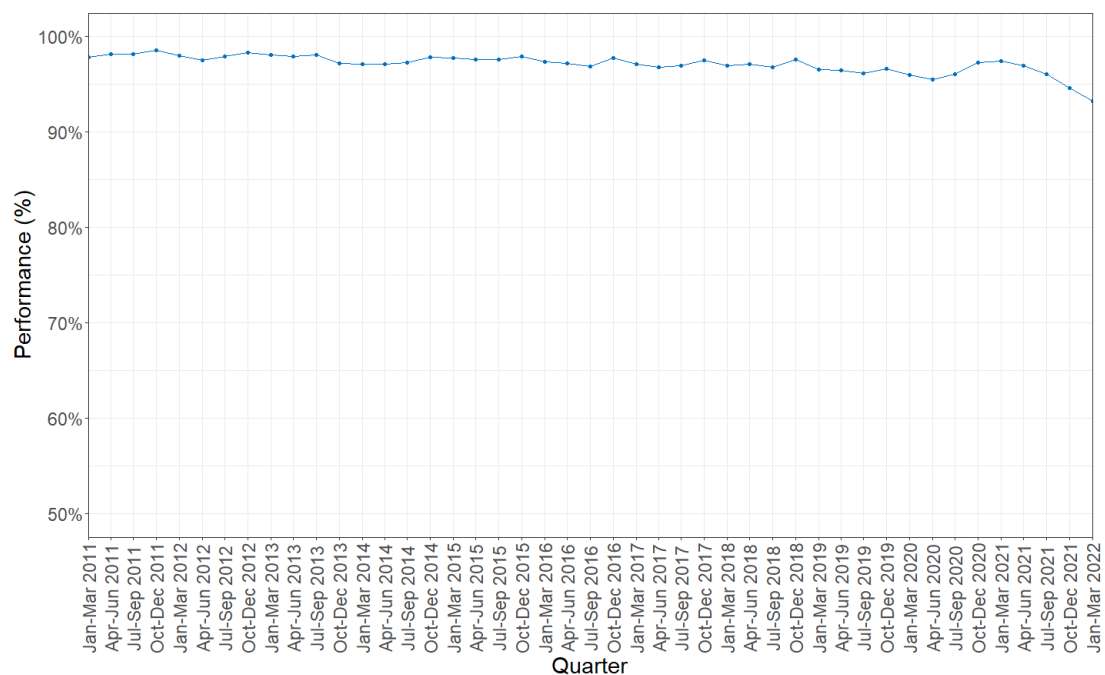
In quarter four 2021/22, 93.3% of patients waited 31 days or less for their second or subsequent treatment, compared to 94.6% in Q3 2021/22, and 97.5% in Q4 2020/21.

The proportion of patients in quarter four 2021/22, waiting 31 days or less was lower for admitted patients (92.8%) than for non-admitted patients (93.4%).

Details of providers performance are given in the detailed workbooks accompanying this document.

A graph of the trend in reported performance over time is shown below:

Figure 6: Proportion of patients waiting 31 days or less for second or subsequent treatment, where the treatment is radiotherapy



Two Month (62-day) urgent referral first treatment wait

The operational standard for this requirement specifies that 85% of patients should wait a maximum of 62 days to begin their first definitive treatment following an urgent referral for suspected cancer.

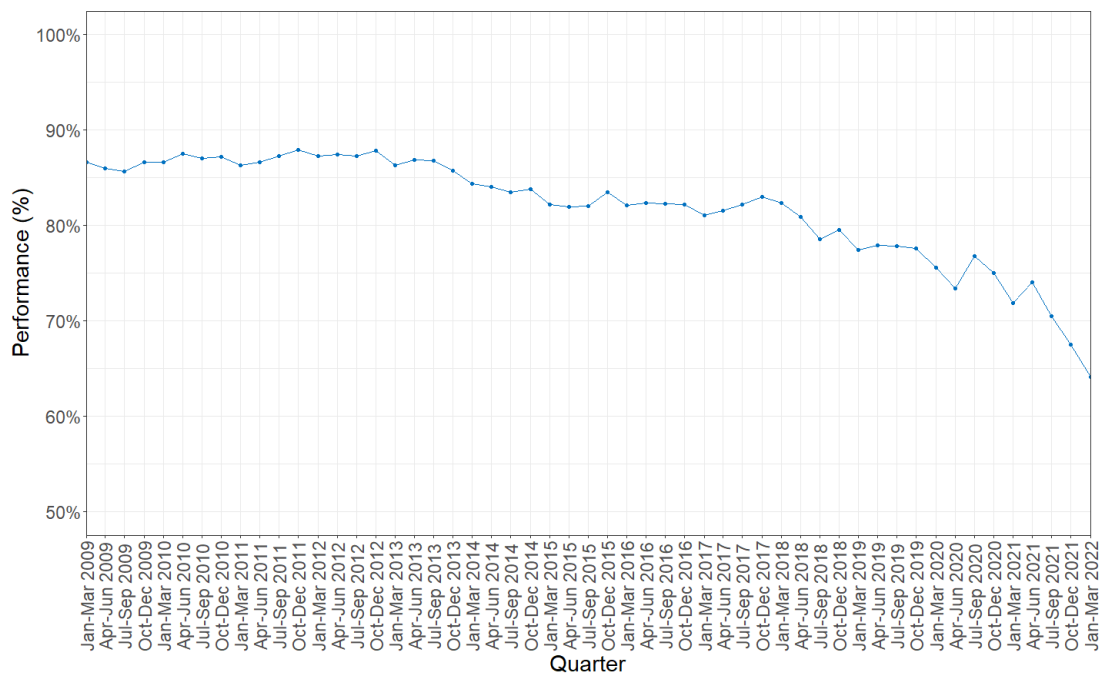
In quarter four 2021/22, 42,954 patients began first definitive treatment for cancer following an urgent referral. 64.2% of these patients were treated within 62 days (two months) of referral, compared to 67.6% in Q3 2021/22, and 71.9% in Q4 2020/21.

The proportion of patients in quarter four 2021/22, first definitive treatment within 62 days was lower for admitted patients (61.2%) than for non-admitted patients (68.1%).

Details of providers performance are given in the detailed workbooks accompanying this document.

A graph of the trend in reported performance over time is shown below:

Figure 7: Proportion of patients receiving first definitive treatment within 62 days of urgent referral



Two Month (62-day) diagnosis to first treatment wait by cancer type

In quarter four 2021/22, 42,954 patients began first definitive treatment for cancer following an urgent referral. The proportion of patients treated within 62 days of an urgent referral for various cancer types is as follows:

- Breast cancers - 66.6%
- Lung cancers - 58.1%
- Lower gastrointestinal cancers - 44.6%
- Urological cancers - 59.3%
- Skin cancers - 86.7%

62-day wait for first treatment following referral from an NHS cancer screening service: all cancers

The operational standard states that 90% of patients would wait a maximum of 62 days to begin first definitive treatment following referral from an NHS cancer screening service.

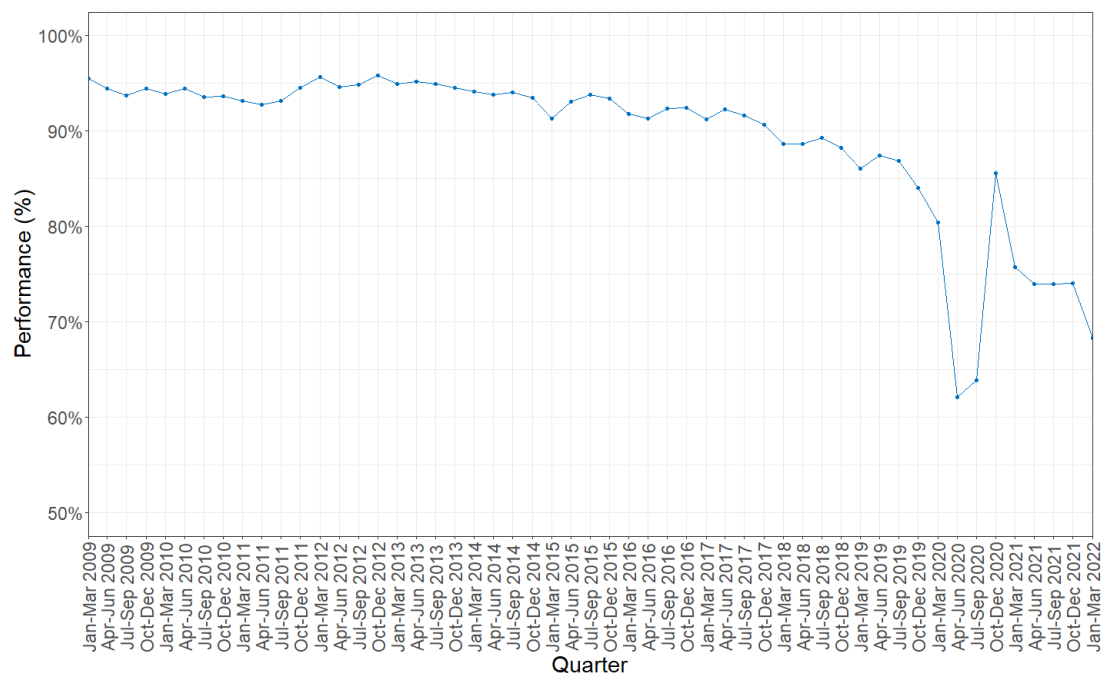
In quarter four 2021/22, 6,171 patients began first definitive treatment for cancer following referral from a consultant screening service. 68.3% of these patients were treated within 62 days (two months) of referral, compared to 74.1% in Q3 2021/22, and 75.7% in Q4 2020/21.

The proportion of patients in quarter four 2021/22, first definitive treatment within 62 days was higher for admitted patients (68.5%) than for non-admitted patients (66.4%).

Details of providers performance are given in the detailed workbooks accompanying this document.

A graph of the trend in reported performance over time is shown below:

Figure 8: Proportion of patients receiving first definitive treatment within 62 days of consultant screening service referral



62-day wait for first treatment following a consultant's decision to upgrade a patient's priority: all cancers

In quarter four 2021/22, 12,748 people began first treatment following a consultant's decision to upgrade a patient's priority. 76.5% of these patients started treatment within 62 days of upgrade, compared to 78.2% in Q3 2021/22, and 80.9% in Q4 2020/21.

Details of providers performance are given in the detailed workbooks accompanying this document.

An operational standard for the maximum 62-day wait for first treatment for those patients who are upgraded with a suspicion of cancer by the consultant responsible for their care has not yet been developed.

28-day wait Faster Diagnosis from urgent referral to a patient being told they have cancer, or that cancer is definitively excluded: all routes

The Faster Diagnosis Standard statistics are designated official statistics, not National Statistics. In quarter four 2021/22, 686,341 people were told they have cancer, or that cancer is definitively excluded. 70.4% of these patients were told within 28 days of an urgent referral.

Details of providers performance are given in the detailed workbooks accompanying this document.