

COVID-19 Vaccinations - Statistical Bulletin

Week ending Sunday 8th January 2023

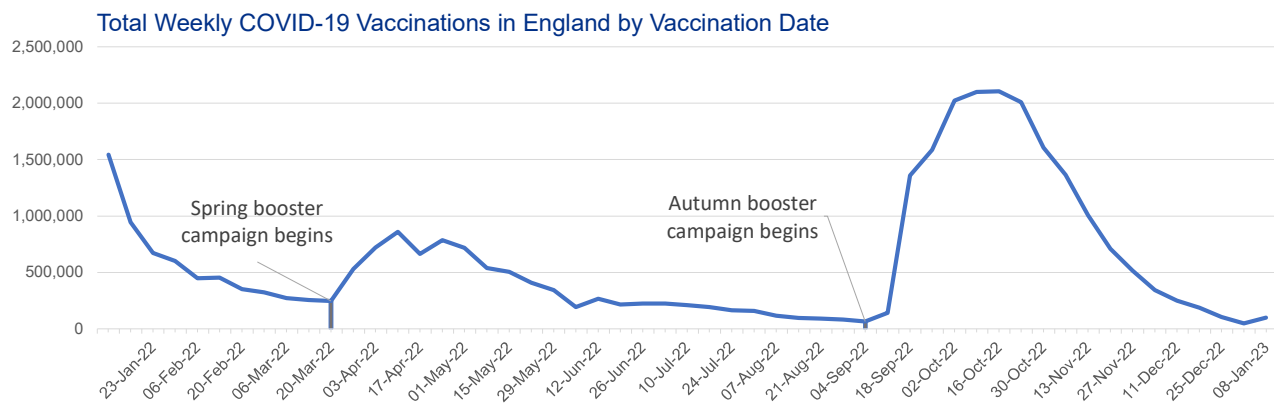
Total vaccinations delivered
144,409,765
+ 98,335

Total people vaccinated
45,385,951
+ 4,554

Total autumn boosters delivered
17,172,177
+ 87,138

Total vaccinations

In the week ending 8th January 2023, 98,335 vaccinations were delivered, taking the total number of COVID-19 vaccinations delivered to 144,409,765. While the vast majority of those delivered in the latest week (83%) were dose 4 or more, 4,554 first doses, 6,569 second doses, and 5,773 third doses or initial boosters were also delivered.



Source: National Immunisation Management System (NIMS), NHS England

Note: The spring booster campaign was open to a much narrower group of cohorts than the autumn booster campaign. Information on cohorts eligible for spring booster and autumn booster campaigns can be found on the gov.uk website.

Spring boosters: <https://www.gov.uk/government/publications/covid-19-vaccination-spring-booster-resources/a-guide-to-the-spring-booster-for-those-aged-75-years-and-older-residents-in-care-homes>

Autumn boosters: <https://www.gov.uk/government/publications/covid-19-vaccination-autumn-booster-resources/a-guide-to-the-covid-19-autumn-booster>

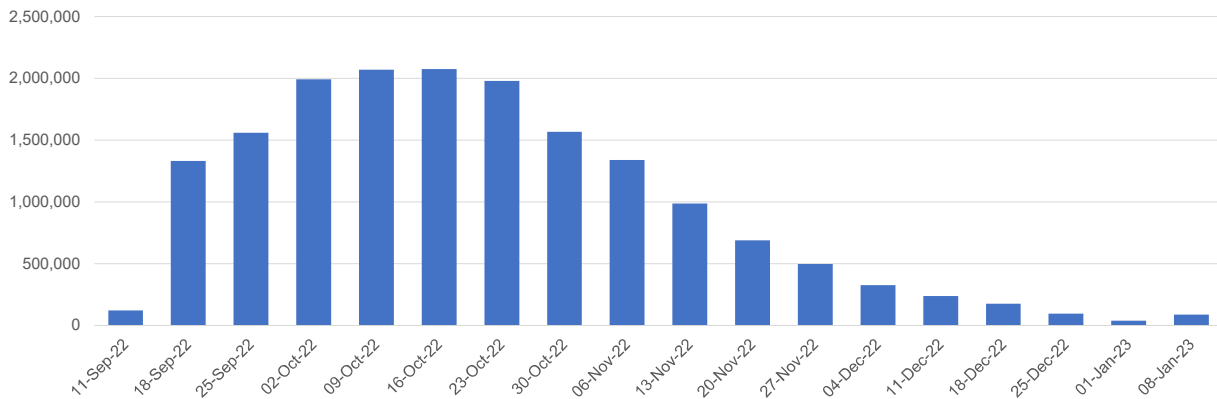
Autumn boosters

In the week ending 8th January 2023, 87,138 COVID-19 autumn booster vaccinations were delivered, taking the total number of autumn boosters delivered to 17,172,177. In the latest week 61,487 doses were delivered to over 50s, 4,156 to healthcare workers, 4,753 to immunosuppressed individuals, and 9,329 to those in the 'at risk' (ages 5-49) cohort.

Although the autumn booster campaign began on 5th September 2022, vaccinations were initially only offered to care home staff and residents, with bookings opening for other cohorts on 12th September 2022.

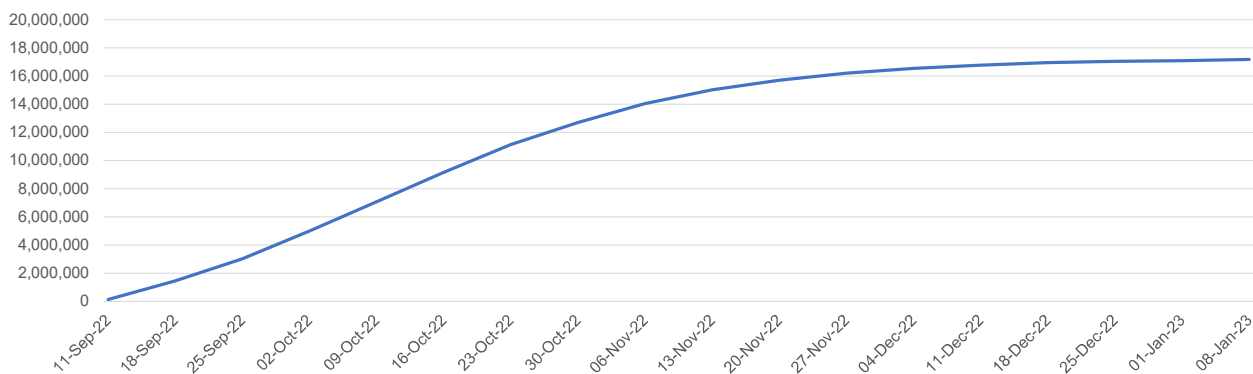
There is overlap between cohorts as individuals are counted in each cohort where they are eligible (e.g. if an individual is identified as being in an at risk group as well as being a healthcare worker). However, the total autumn booster figure only counts individuals once, even if they are in more than one cohort.

Weekly COVID-19 Autumn Booster Vaccinations in England



Source: National Immunisation Management System (NIMS), NHS England

Cumulative Weekly COVID-19 Autumn Booster Vaccinations in England by Vaccination Date

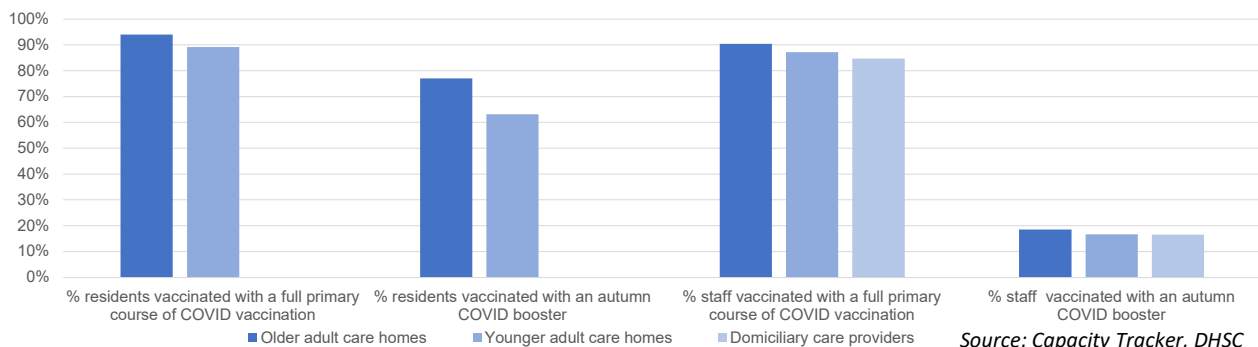


Source: National Immunisation Management System (NIMS), NHS England

In the week ending 8th January 2023, 2,958 autumn boosters were reported as being delivered to care home and domiciliary care staff, bringing the total autumn boosters to older adult care home staff to 89,931, younger adult care home staff to 14,529, and domiciliary staff to 71,638.

Additionally, 620 autumn boosters were reported as being delivered to care home residents in the week ending 8th January 2023, bringing the total number of autumn boosters to older adult care home residents to 251,341, and younger adult care home residents to 21,667.

COVID-19 Vaccinations of Residents and Staff in Care Homes



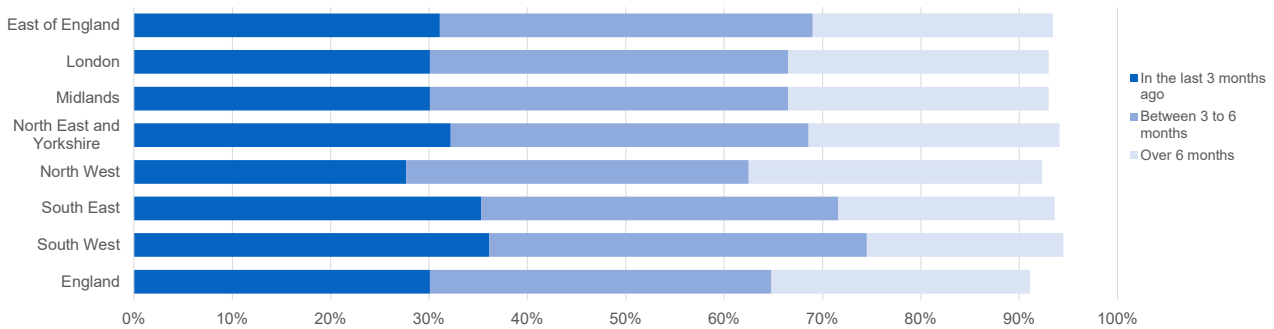
Source: Capacity Tracker, DHSC

Time since last dose

As of 8th January 2023, 65% of England residents over the age of 50 had been vaccinated in the previous 6 months.

The London region reported the lowest proportion of people vaccinated in the last 6 months (47%) and the South West region reported the highest proportion of people vaccinated in the last 6 months (75%). However, these figures have not been standardised to the population, and therefore differences between regions may be in part due to differences in the population.

COVID-19 Vaccinations for individuals aged 50+ in England by Time since Last Dose by NHS Region



Source: National Immunisation Management System (NIMS), UKHSA

Note: Time since last dose figures by age group, for individuals who are severely immunosuppressed, by ethnicity and IMD decile are published in UKHSA's Official Statistics National flu and COVID-19 surveillance reports: 2022 to 2023 season at <https://www.gov.uk/government/statistics/national-flu-and-covid-19-surveillance-reports-2022-to-2023-season>

Data

All data presented in this report has been collected through the National Immunisation Management System (NIMS), unless otherwise specified. This data system draws on various local point of care immunisation data systems in near real time, such as those used in hospitals and GP practices. It is the System of Record for the COVID-19 vaccination programme. NIMS data used in this release has been developed with the UK Health Security Agency (UKHSA).

Data marked as 'National Immunisation Management System (NIMS), NHS England' includes any vaccinations given in England, regardless of whether the recipient is alive or resident in England. Data marked as 'National Immunisation Management System (NIMS), UK Health Security Agency' or as 'Capacity Tracker' is on a surveillance basis and includes vaccinations delivered to those who are still alive and in the resident population. It is possible that the number of people vaccinated in surveillance figures may reduce over time, due to people dying or moving out of a resident population.

Where figures are shown for NHS regions, these are based on the place of residence of the vaccinated individual. The health geographical boundaries used are as defined at July 2022. Age reported in the weekly publication for data sourced from UKHSA is as at the day the data was extracted. For data sourced from NHS England, age is as at the end of the previous month.

Figures used in this report are as held in the NIMS database as of 10th January 2023 for vaccinations administered up to 8th January 2023.

At 4th January 2023, 95.2% of Covid-19 vaccinations recorded in the NIMS database were reported within 1 day of being administered and 98.4% of Covid-19 vaccinations were reported within 7 days. Therefore, not all vaccinations administered up to 8th January 2023 will be covered in this report. Figures may be updated in future weeks as further information flows from local point of care systems.

Data on vaccinations of residents of older adult care homes and social care workers, and of care homes visited have been provided by the Department of Health and Social Care and are as held in the Capacity Tracker on 8th January 2023 11:59pm.

From 31 July 2022, all CQC-regulated Adult Social Care Providers are mandated to provide key data via the Capacity Tracker on a monthly basis. Information must be updated on or after the 8th and before the end of the 14th day of each month, or before the end of the next working day if the 14th falls on a weekend or public holiday. Whilst data is mandated monthly only, providers are encouraged to complete items which are key for local operational support more frequently, including COVID vaccination data. Some providers have told us that they have found it difficult to obtain the vaccine records of staff due to the revocation of the Vaccination as a Condition of Deployment policy. As such, providers may report lower vaccination rates for the Autumn campaign than in previous rounds.

Feedback and questions welcome

We welcome feedback on the content and presentation of COVID-19 vaccination data within this statistical bulletin. If you have any comments on this, or any other NHS COVID-19 vaccination statistics, please email england.vaccinestatistics@nhs.net.