



Cancer Waiting Times, May 2025 - Provider Based - Final

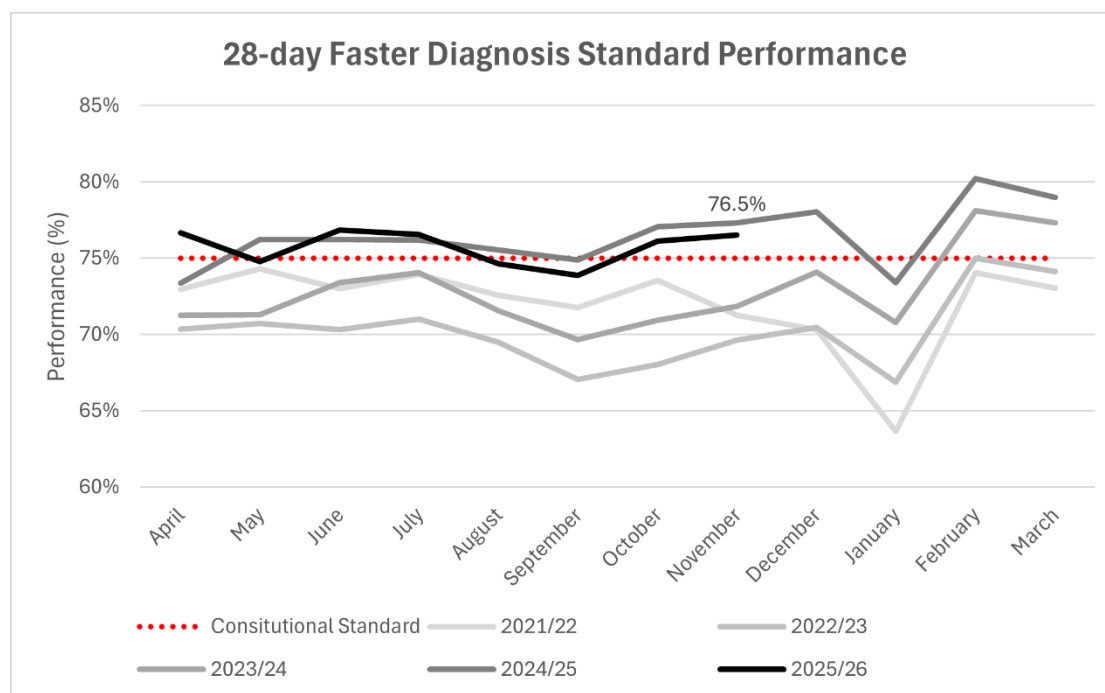
The latest monthly Official Statistics on cancer waiting times produced by NHS England were released on 15/01/2026 according to the arrangements approved by the UK Statistics Authority. The below results correspond to current standards published in 2023.

The key results for England show that:

Performance

28-day Faster Diagnosis:

- 74.8% of people were told if they had cancer, or if cancer was definitively excluded within four weeks (28-days) of an urgent referral (76.7% in April 2025).

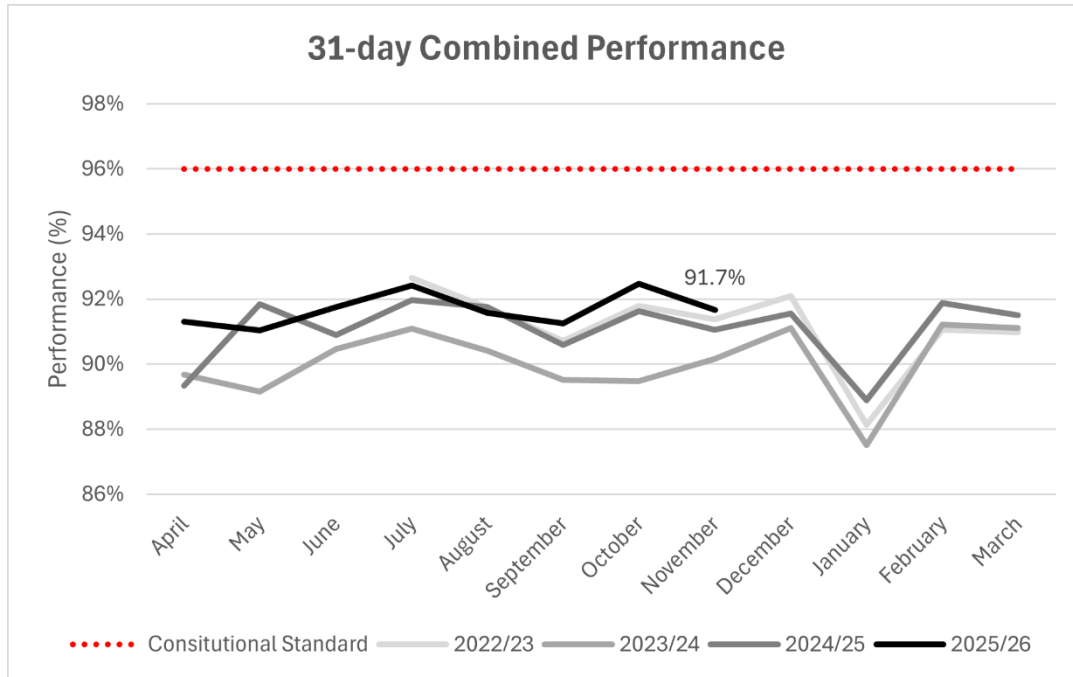


Performance time series for FDS

- Over the last 12 months, performance has averaged 76.6% (June 2024 to May 2025), this is an increase from 73.4% (June 2023 to May 2024).

31-day Combined:

- 91.0% of people treated began first or subsequent treatment of cancer within 31 days of receiving a decision to treat/earliest clinically appropriate date (91.3% in April 2025).

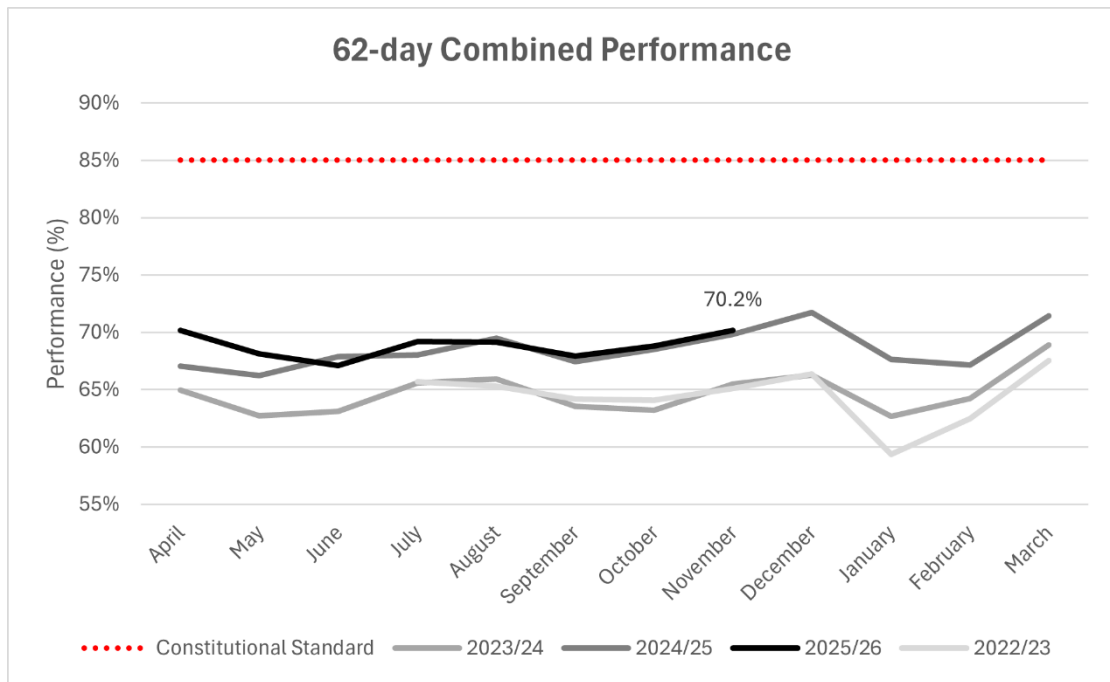


Performance time series for the 31-day Combined standard

- Over the last 12 months, performance has averaged 91.2% (June 2024 to May 2025), this is an increase from 90.2% (June 2023 to May 2024).

62-day Combined:

- 68.1% of people treated began first definitive treatment of cancer within 62 days of an urgent suspected cancer referral, breast symptomatic referral, urgent screening referral or a consultant upgrade (70.1% in April 2025).



Performance time series for the 62-day Combined standard

- Over the last 12 months, performance has averaged 68.9% (June 2024 to May 2025), this is an increase from 65.2% (June 2023 to May 2024).

Activity

28-day Faster Diagnosis:

- 275,718 referrals on the Faster Diagnosis Standard (FDS) were seen in May 2025, this is a decrease from 277,640 seen in April 2025.
- Over the last 12 months, the average number of monthly FDS referrals has increased to 271,000 per month (June 2024 to May 2025) from 264,293 per month (June 2023 to May 2024).

31-day Combined:

- 56,626 referrals on the 31D combined standard (31D) were seen in May 2025, this is an increase from the 56,493 seen in April 2025.
- Over the last 12 months, the average number of monthly 31D referrals has increased, to 56,408 per month (June 2024 to May 2025) from 53,666 per month (June 2023 to May 2024).

62-day Combined:

- 28,091 referrals on the 62D combined standard (62D) were seen in May 2025, this is an increase from the 28,039 seen in April 2025.
- Over the last 12 months, the average number of monthly 62D referrals has increased to 27,678 per month (June 2024 to May 2025) from 25,261 per month (June 2023 to May 2024).

Data Notes

Full data tables are published as part of this statistical release on the NHS England website: <https://www.england.nhs.uk/statistics/statistical-work-areas/cancer-waiting-times/>

For further information about our data quality and methods, and risk disclosure methodology, please see the links below:

- [Data Quality and Methods](#)
- [Risk of Disclosure](#)

Whilst Cancer Waiting Times focus on the performance of NHS organisations against the Operational Standards, the National Disease Registration Service (NDRS) publish a wide range of figures on cancer incidence, mortality, survival and early diagnosis by cancer site, geographic and demographic variables which can be found in their data hub here: [Cancer data interactive dashboards - NDRS](#)

Contact address and email

You can obtain further details about the statistics published in this section or comment on the section by contacting the following address:

Rosemary Main,
Cancer Waiting Times Team,
NHS England,
7 & 8 Wellington Place,
Leeds,
LS1 4AP
Email: england.cancerwaitsdata@nhs.net

Annex A: Production of the official statistics

Background

Cancer Waiting Times are part of the NHS Constitution, which sets out the principles and values of the NHS in England. It also defines the rights and pledges for patients and staff, as well as the responsibilities required to help the NHS function effectively. The current operational standards for Cancer Waiting Times are that:

- 75% of people told if they had cancer, or if cancer was definitively excluded within four weeks (28-days) of an urgent referral.
- 96% of people treated beginning first or subsequent treatment of cancer within 31 days of receiving a decision to treat/earliest clinically appropriate date.
- 85% of people treated began first definitive treatment of cancer within 62 days of an urgent suspected cancer referral, breast symptomatic referral, urgent screening referral or a consultant upgrade.

Methodology

NHS England compiles Cancer Waiting Times statistics on the 3 operational standards, and additional data on urgent referrals seen through a central monthly return, applicable to NHS services which includes:

- All NHS providers delivering cancer outpatient, cancer screening or cancer treatment services
- Contracted independent sector providers.

Data are collected and submitted to NHS England on the Strategic Data Collection System (SDCS).

SDCS is a secure data collection system used by health and social care organisations to submit data. The collection is opened on the first working day of the following month, and closed at the end of the second working day. These submissions are quality checked by NHS England against the previous six submissions by the provider, and followed up should they be considered outside of their normal variation. Explanations are then requested from providers who then may agree to a data quality note prior to collating the publication files. At this time, we also remind them of the opportunity to submit revised data when the window opens. This highlights where we think there is an issue with the data, so expect that any issues will be corrected in time for the deadline for the final data.

Once final data have been submitted, the provider is confirming that all the data are correct as there is no further opportunity to change beyond this point.

The CWT guidance provides detailed information on how/when and where patients should be counted, and who should be included or excluded. The

latest applicable guidance is available below, and previous versions exist on the national archives.

<https://www.england.nhs.uk/long-read/national-cancer-waiting-times-monitoring-dataset-guidance/>

Data availability

Cancer Waiting Times data are published to a pre-announced timetable, available here: <https://www.england.nhs.uk/statistics/12-months-statistics-calendar/>. Data are usually published on every second Thursday of the month. The data is published on the NHS England website here: <https://www.england.nhs.uk/statistics/statistical-work-areas/cancer-waiting-times/>

Data comparability

Data has been published monthly at a provider level since October 2009. Prior to October 2009, data was published quarterly from 2001/02. Users should note that data before 31 December 2008 are not comparable due to a methodology change in January 2009.

The Cancer Waiting Times statistics between October 2009 and September 2023 measure standards (see here: <https://www.england.nhs.uk/statistics/wp-content/uploads/sites/2/2024/01/Cancer-Waiting-Times-National-Time-Series-Oct-2009-Sep-2023-with-Revisions.xlsx>) that are different from those from October 2023 when the Clinical Review of Standards (CRS) was published. Data on CRS standard performance from July 2022 onwards was also made available to enable comparisons over time.

In March 2022, NHS England published the recommendations for consultation on changes to the cancer waiting times standards. The [consultation paper](#) set out the proposed new standards, the rationale for the changes, and the evidence collected in support of those proposals. Annex B of the [consultation paper](#) showed the expected impact of the changes to performance standards.

In August 2023, NHS England published a [consultation response report](#). Government then approved the implementation of the changes to the standards from 1 October 2023.