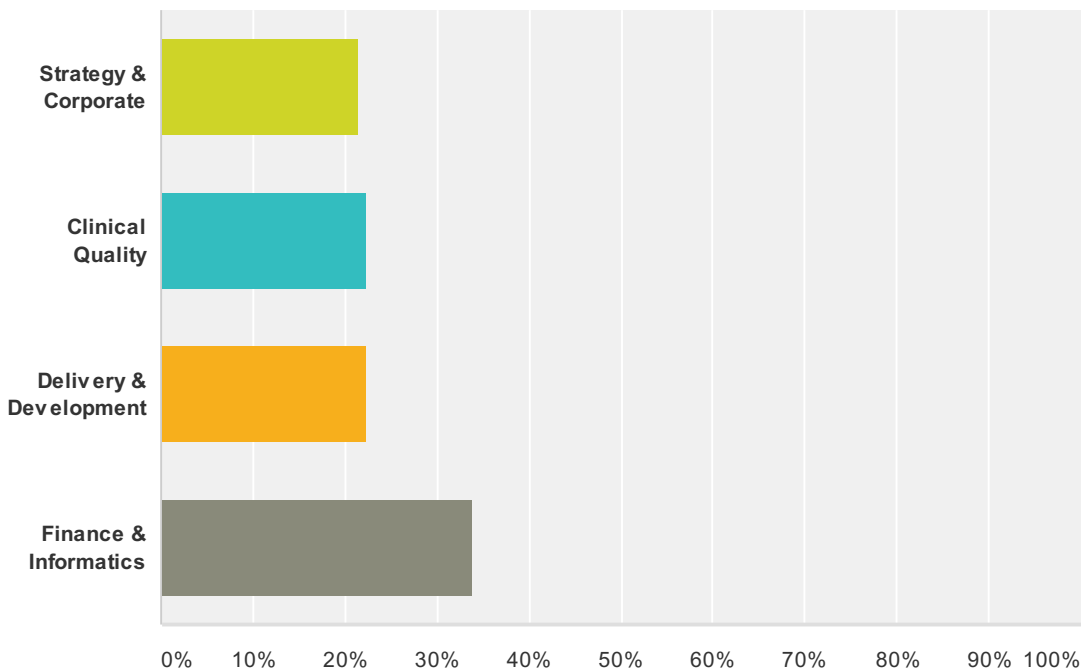


Q1 Please indicate your Directorate

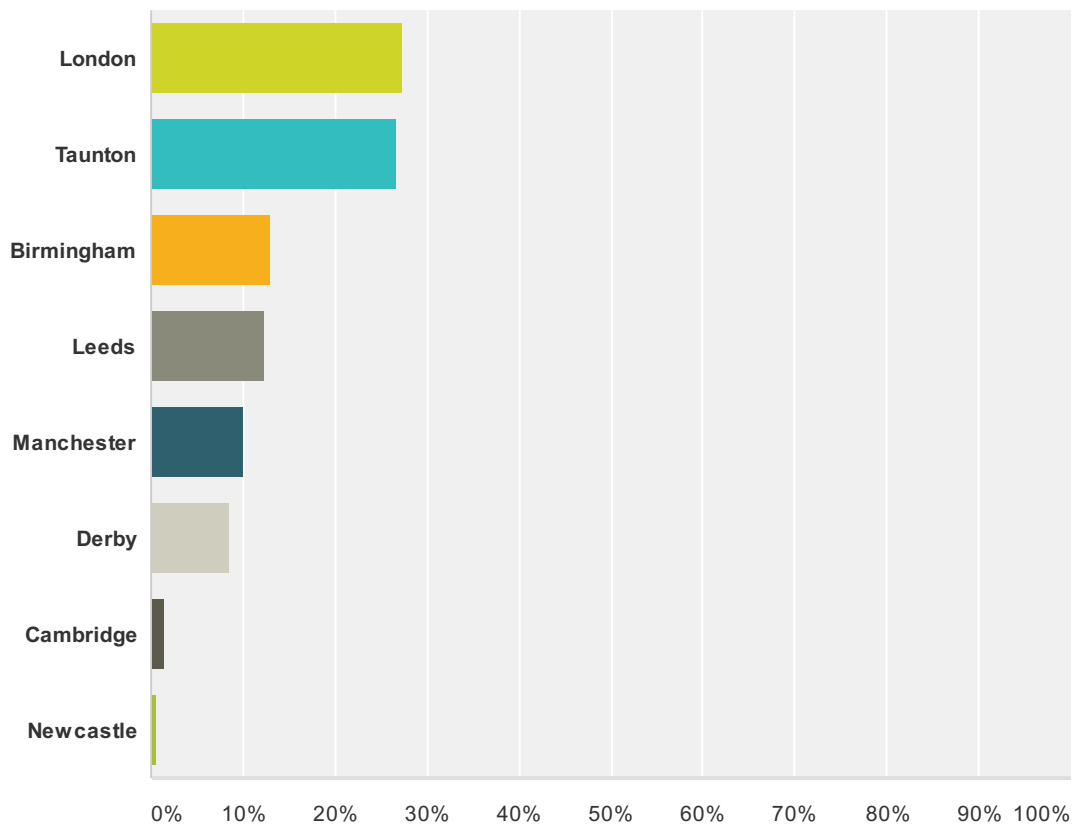
Answered: 139 Skipped: 0



Answer Choices	Responses
Strategy & Corporate	21.58% 30
Clinical Quality	22.30% 31
Delivery & Development	22.30% 31
Finance & Informatics	33.81% 47
Total	139

Q2 Please indicate your location

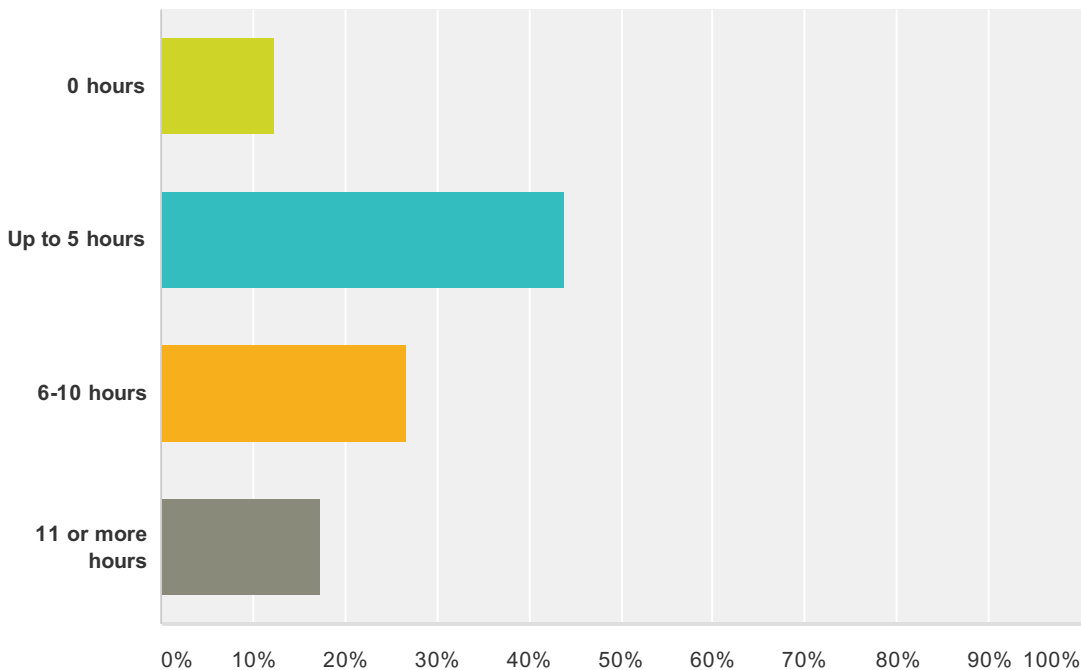
Answered: 139 Skipped: 0



Answer Choices	Responses
London	27.34% 38
Taunton	26.62% 37
Birmingham	12.95% 18
Leeds	12.23% 17
Manchester	10.07% 14
Derby	8.63% 12
Cambridge	1.44% 2
Newcastle	0.72% 1
Total	139

Q3 On average, how many additional UNPAID hours do you work per week for the TDA, over and above your contracted hours?

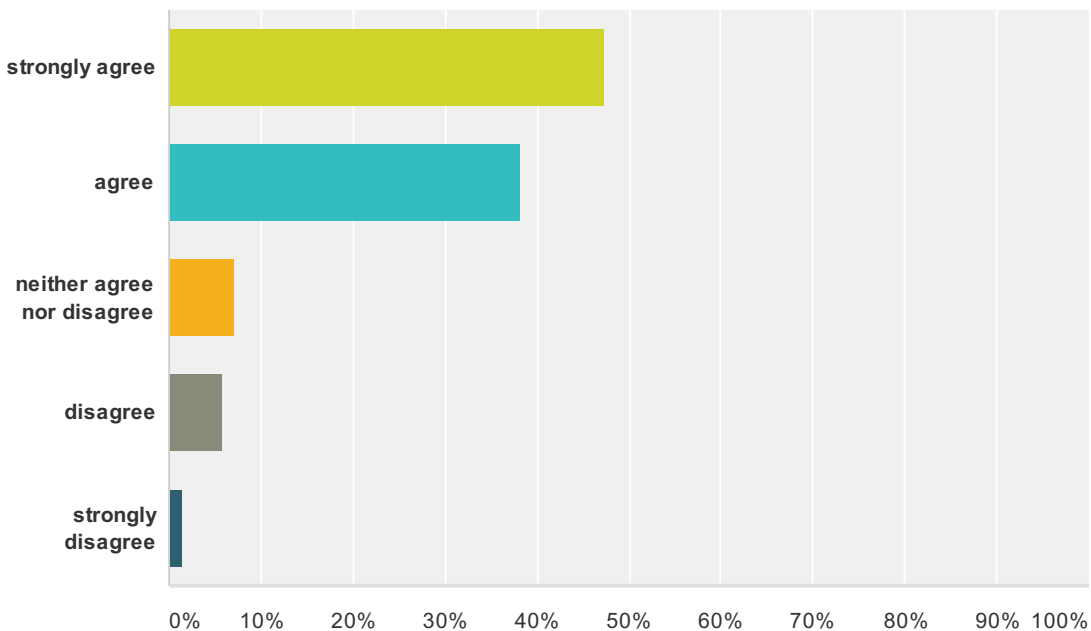
Answered: 139 Skipped: 0



Answer Choices	Responses	Count
0 hours	12.23%	17
Up to 5 hours	43.88%	61
6-10 hours	26.62%	37
11 or more hours	17.27%	24
Total		139

Q4 To what extent do you agree with the following statement? I am trusted to do my job:

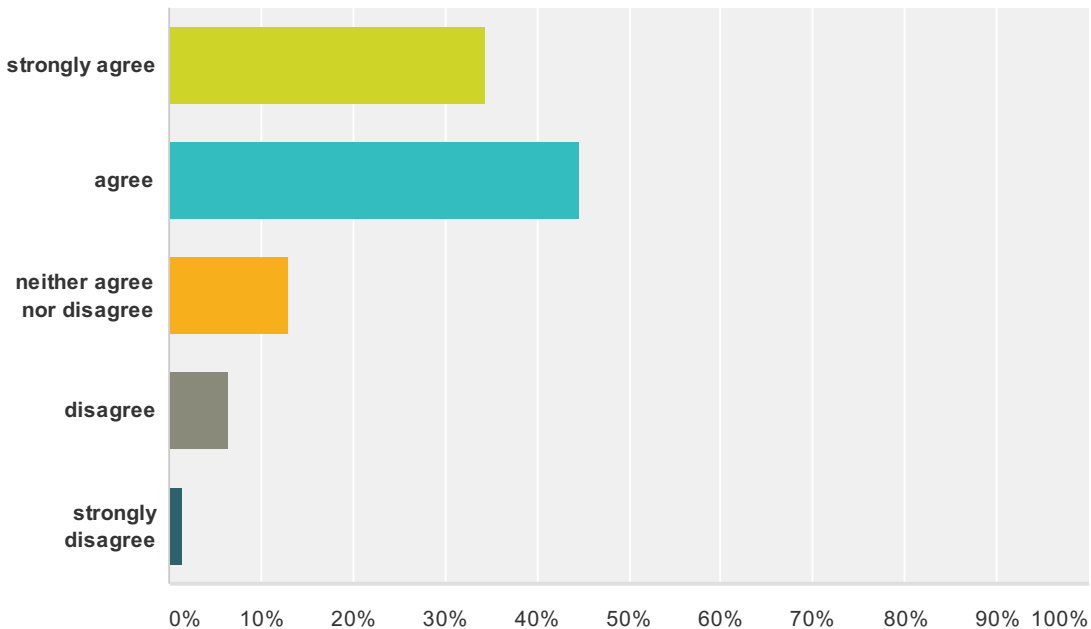
Answered: 139 Skipped: 0



Answer Choices	Responses
strongly agree	47.48% 66
agree	38.13% 53
neither agree nor disagree	7.19% 10
disagree	5.76% 8
strongly disagree	1.44% 2
Total	139

Q5 To what extent do you agree with the following statement? I can use my initiative:

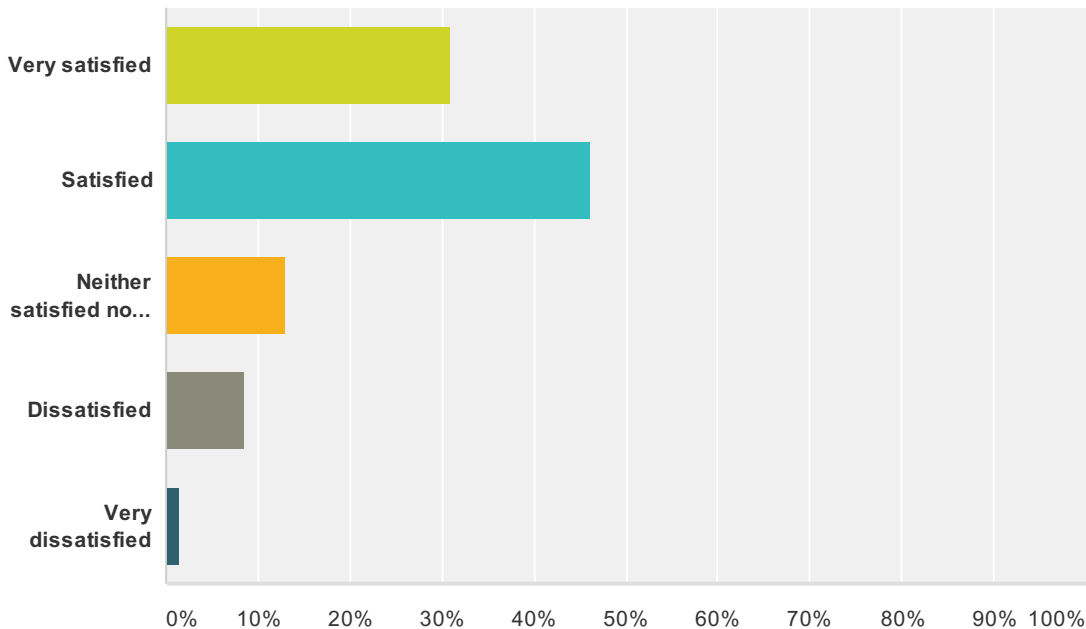
Answered: 139 Skipped: 0



Answer Choices	Responses	
strongly agree	34.53%	48
agree	44.60%	62
neither agree nor disagree	12.95%	18
disagree	6.47%	9
strongly disagree	1.44%	2
Total		139

Q6 How satisfied are you with each of the following aspects of your job? The recognition I get for good work:

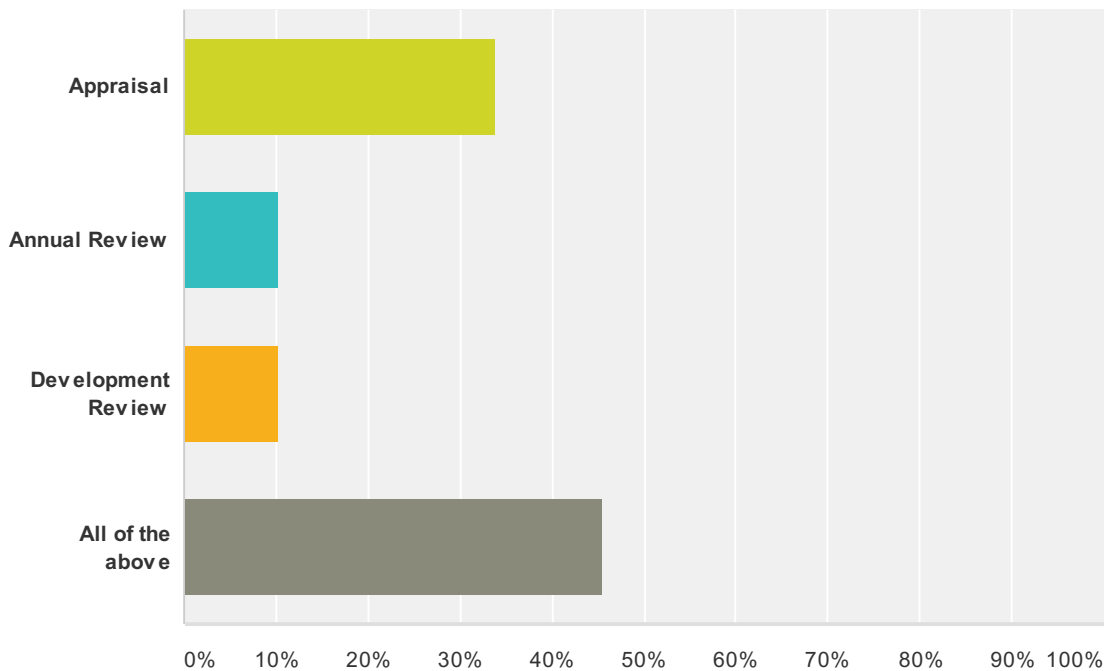
Answered: 139 Skipped: 0



Answer Choices	Responses	Count
Very satisfied	30.94%	43
Satisfied	46.04%	64
Neither satisfied nor dissatisfied	12.95%	18
Dissatisfied	8.63%	12
Very dissatisfied	1.44%	2
Total		139

Q7 In the last 12 months, have you had an appraisal, annual review, development review?

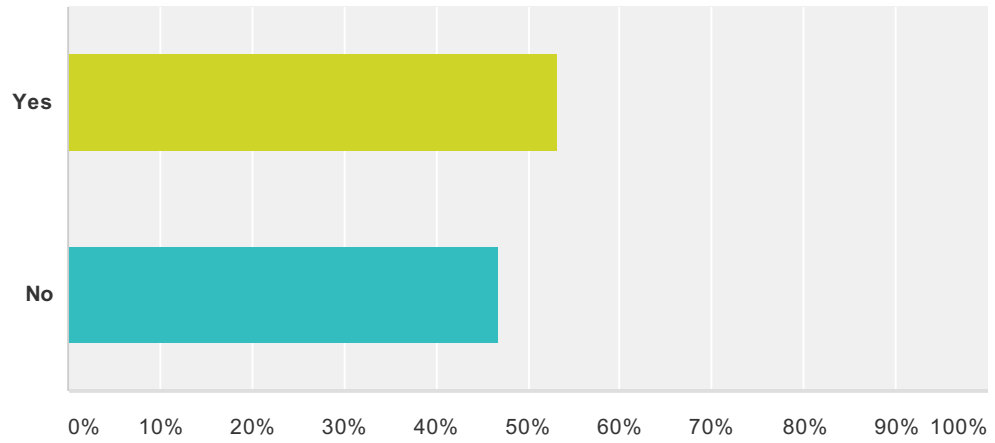
Answered: 136 Skipped: 3



Answer Choices	Responses	
Appraisal	33.82%	46
Annual Review	10.29%	14
Development Review	10.29%	14
All of the above	45.59%	62
Total		136

Q8 If you had one of the above, did it help you to improve how you do your job?

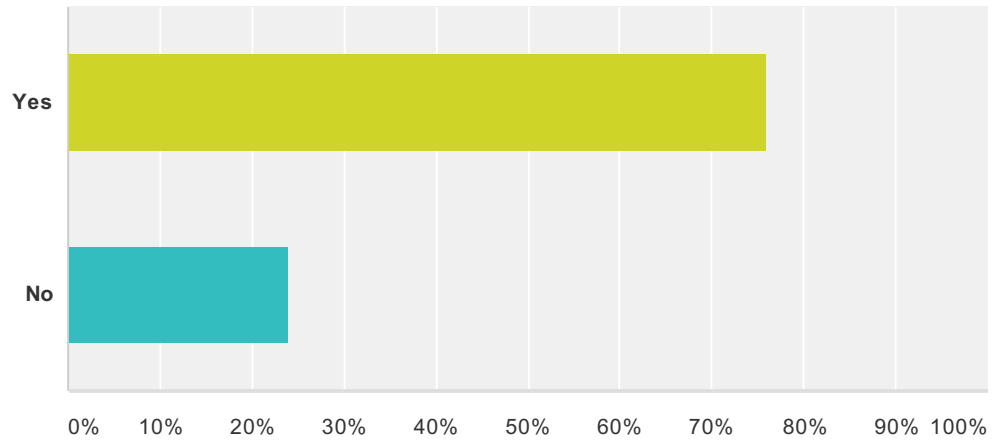
Answered: 137 Skipped: 2



Answer Choices	Responses	
Yes	53.28%	73
No	46.72%	64
Total		137

Q9 Did it help you agree clear objectives for your work?

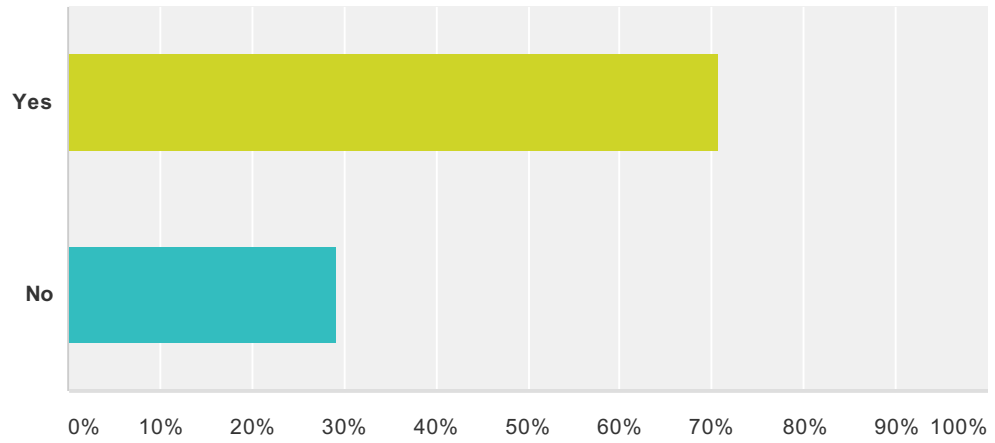
Answered: 137 Skipped: 2



Answer Choices	Responses	
Yes	75.91%	104
No	24.09%	33
Total		137

Q10 Did it leave you feeling that your work is valued by your organisation?

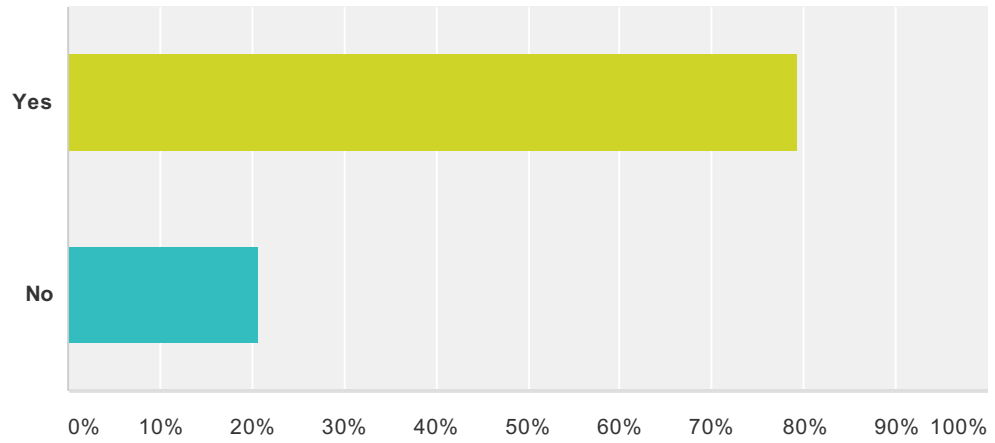
Answered: 137 Skipped: 2



Answer Choices	Responses	
Yes	70.80%	97
No	29.20%	40
Total		137

Q11 Were any training, learning or development needs identified?

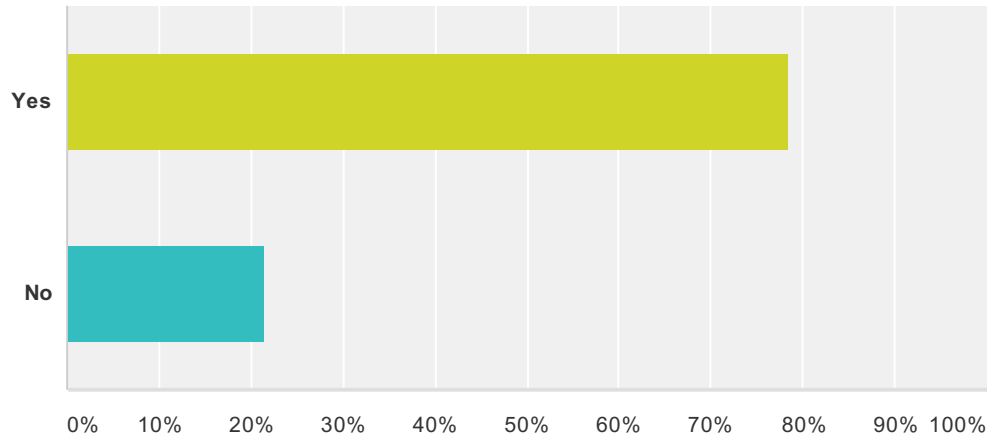
Answered: 136 Skipped: 3



Answer Choices	Responses	
Yes	79.41%	108
No	20.59%	28
Total		136

Q12 Did your manager support you to receive this training, learning or development?

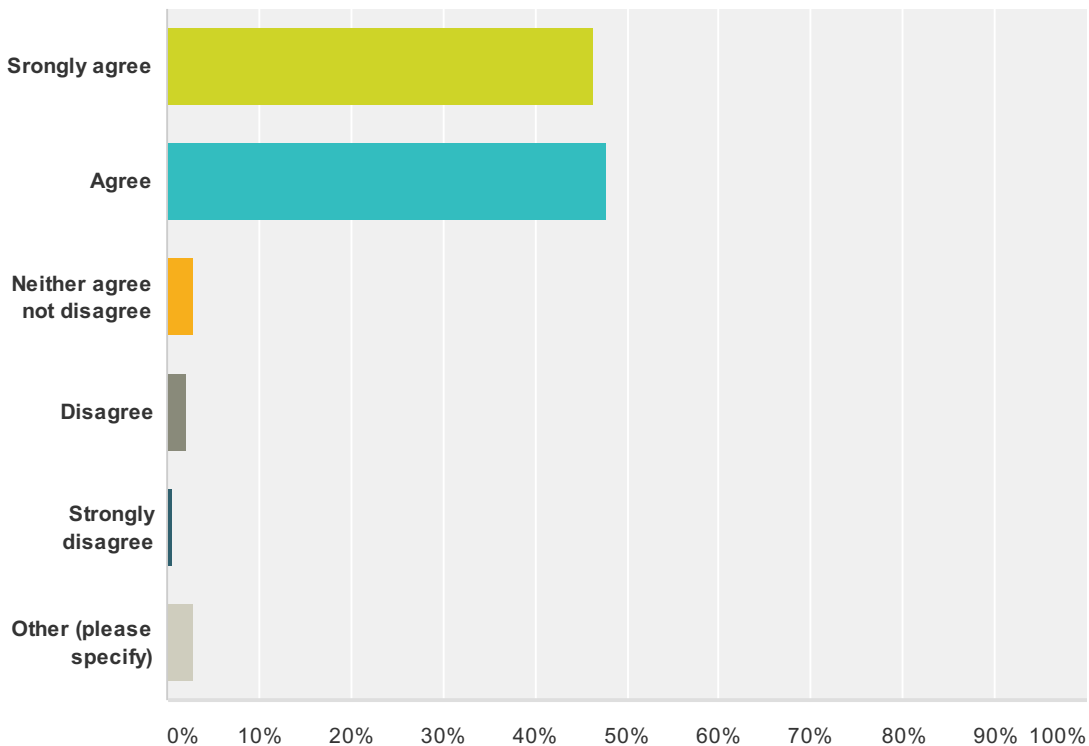
Answered: 135 Skipped: 4



Answer Choices	Responses	
Yes	78.52%	106
No	21.48%	29
Total		135

Q13 I understand the purpose of the TDA and its main objectives

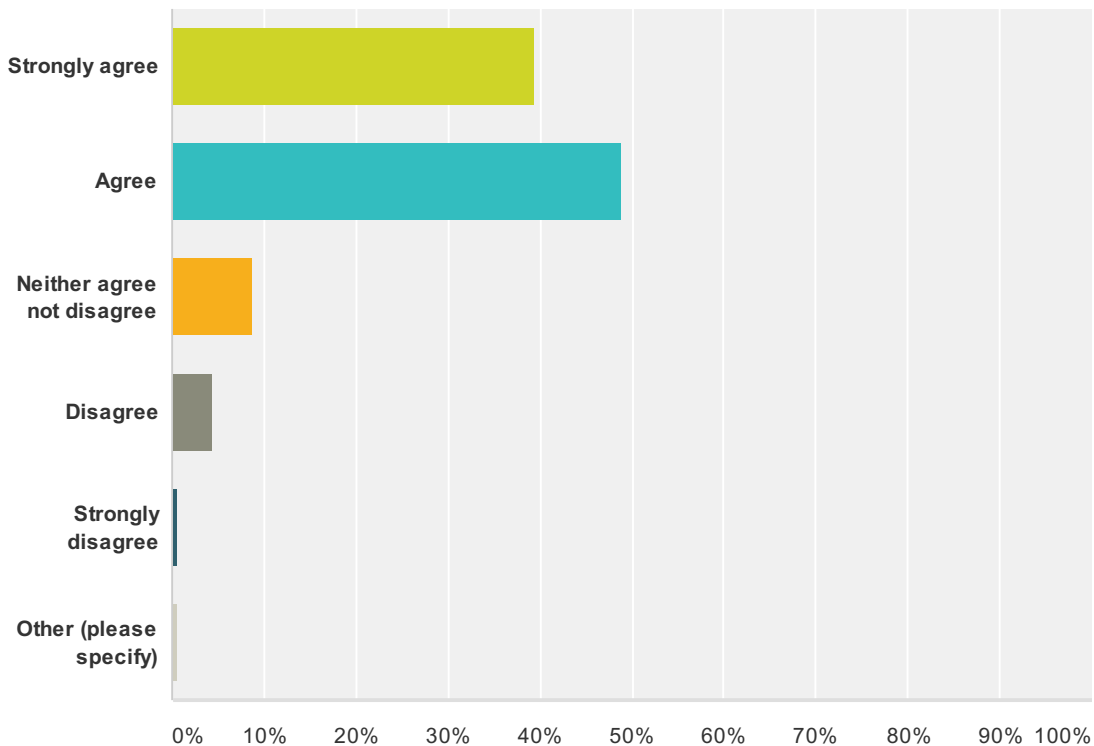
Answered: 138 Skipped: 1



Answer Choices	Responses	
Strongly agree	46.38%	64
Agree	47.83%	66
Neither agree not disagree	2.90%	4
Disagree	2.17%	3
Strongly disagree	0.72%	1
Other (please specify)	2.90%	4
Total Respondents: 138		

Q14 I understand how my work contributes to the purpose and objectives of the TDA

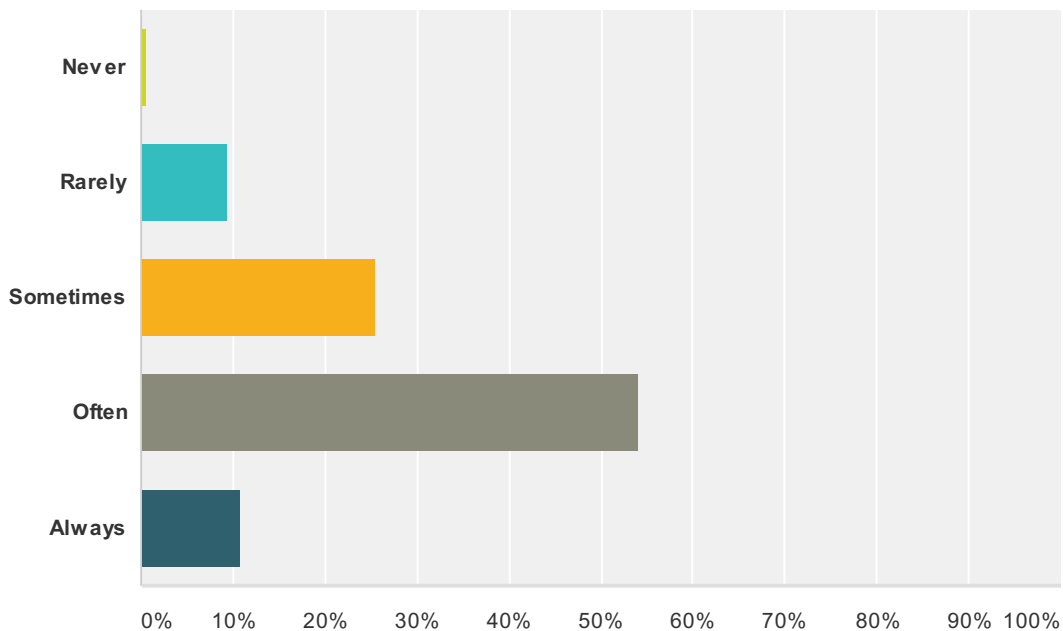
Answered: 137 Skipped: 2



Answer Choices	Responses	
Strongly agree	39.42%	54
Agree	48.91%	67
Neither agree not disagree	8.76%	12
Disagree	4.38%	6
Strongly disagree	0.73%	1
Other (please specify)	0.73%	1
Total Respondents: 137		

Q15 For each of the statements below, how often do you feel this way about your job? I look forward to going to work:

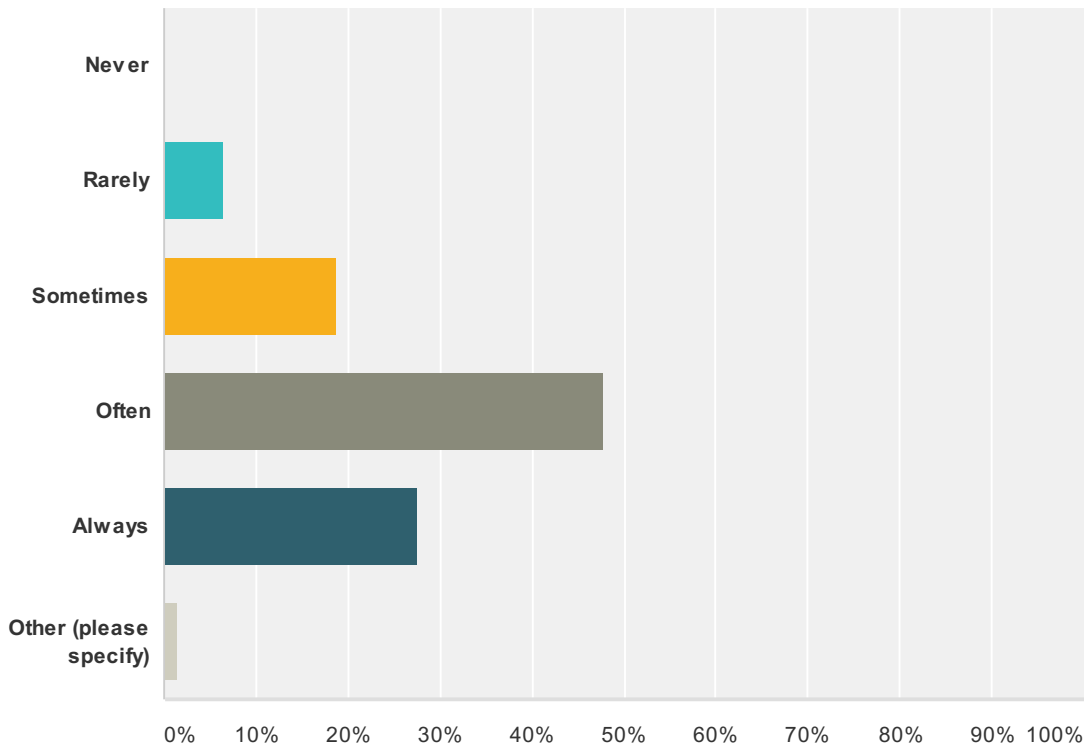
Answered: 137 Skipped: 2



Answer Choices	Responses
Never	0.73% 1
Rarely	9.49% 13
Sometimes	25.55% 35
Often	54.01% 74
Always	10.95% 15
Total Respondents: 137	

Q16 I am enthusiastic about my job

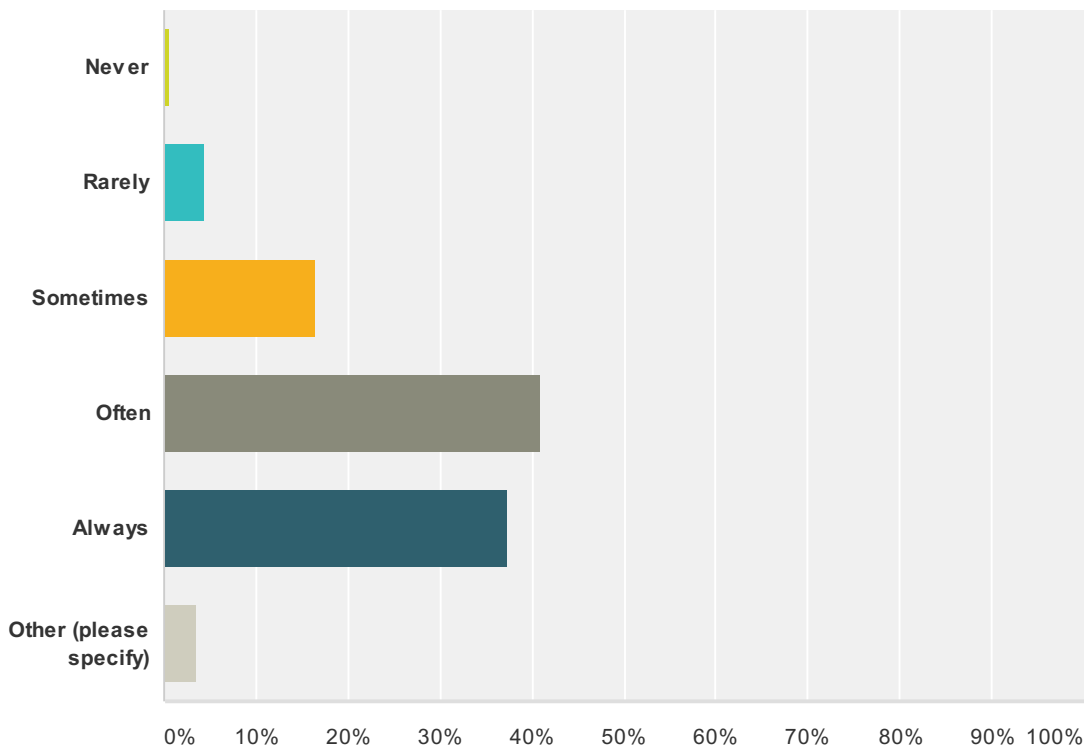
Answered: 138 Skipped: 1



Answer Choices	Responses
Never	0.00% 0
Rarely	6.52% 9
Sometimes	18.84% 26
Often	47.83% 66
Always	27.54% 38
Other (please specify)	1.45% 2
Total Respondents: 138	

Q17 Time passes quickly when I'm working

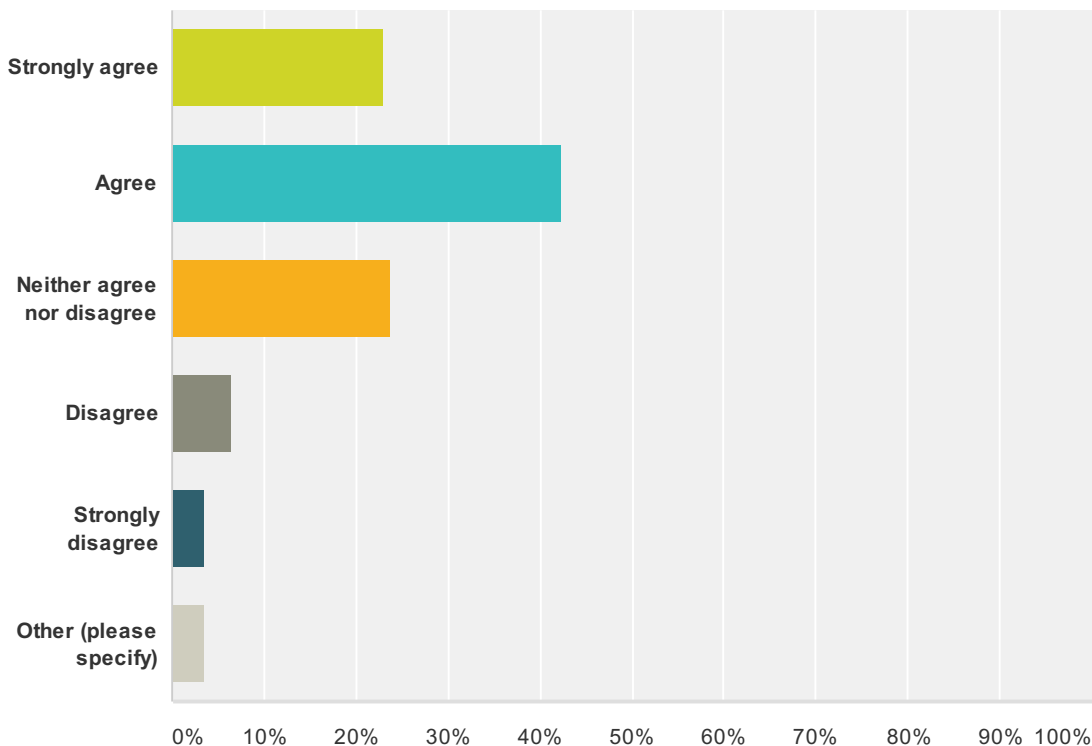
Answered: 139 Skipped: 0



Answer Choices	Responses
Never	0.72% 1
Rarely	4.32% 6
Sometimes	16.55% 23
Often	41.01% 57
Always	37.41% 52
Other (please specify)	3.60% 5
Total Respondents: 139	

Q18 To what extent does the statement below reflect your view of your organisation as a whole? I would recommend my organisation as a place to work:

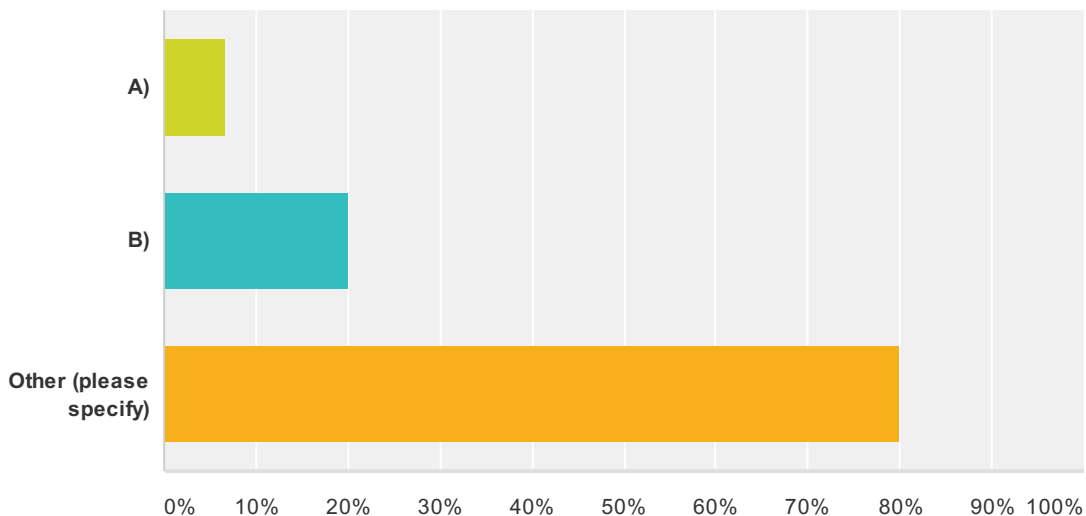
Answered: 139 Skipped: 0



Answer Choices	Responses
Strongly agree	23.02% 32
Agree	42.45% 59
Neither agree nor disagree	23.74% 33
Disagree	6.47% 9
Strongly disagree	3.60% 5
Other (please specify)	3.60% 5
Total Respondents: 139	

Q19 In the last 12 months have you personally experienced harrassment, bullying or abuse at work from: A) External Stakeholders? B) Manager/team leaders/colleagues?

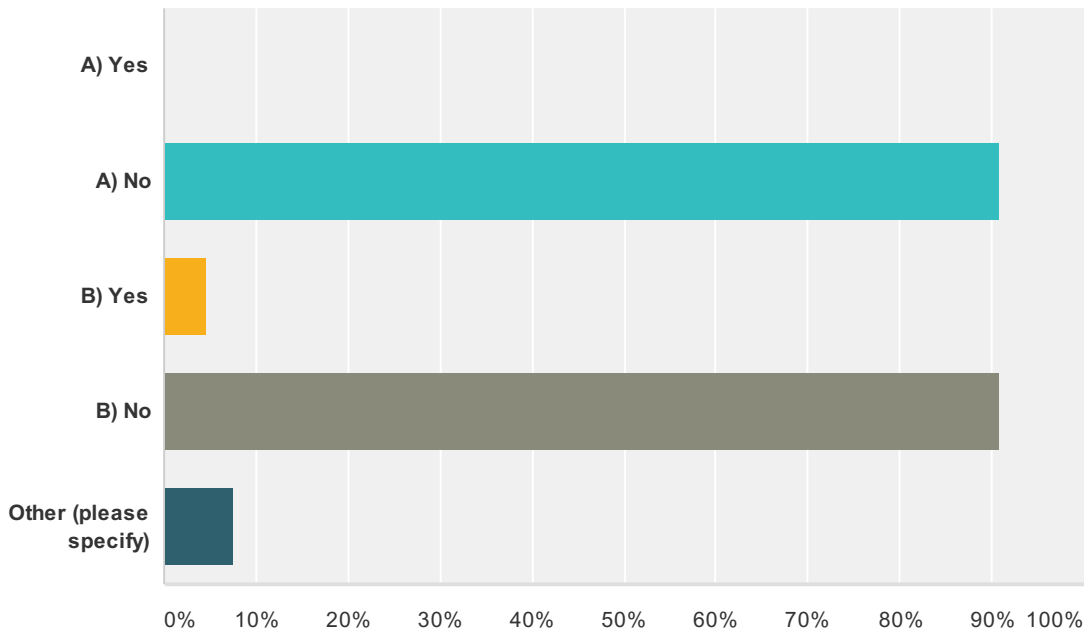
Answered: 60 Skipped: 79



Answer Choices	Responses
A)	6.67% 4
B)	20.00% 12
Other (please specify)	80.00% 48
Total Respondents: 60	

Q20 In the last 12 months have you personally experienced discrimination at work from the following? A) External Stakeholders B) Manager /team leader/colleagues

Answered: 132 Skipped: 7



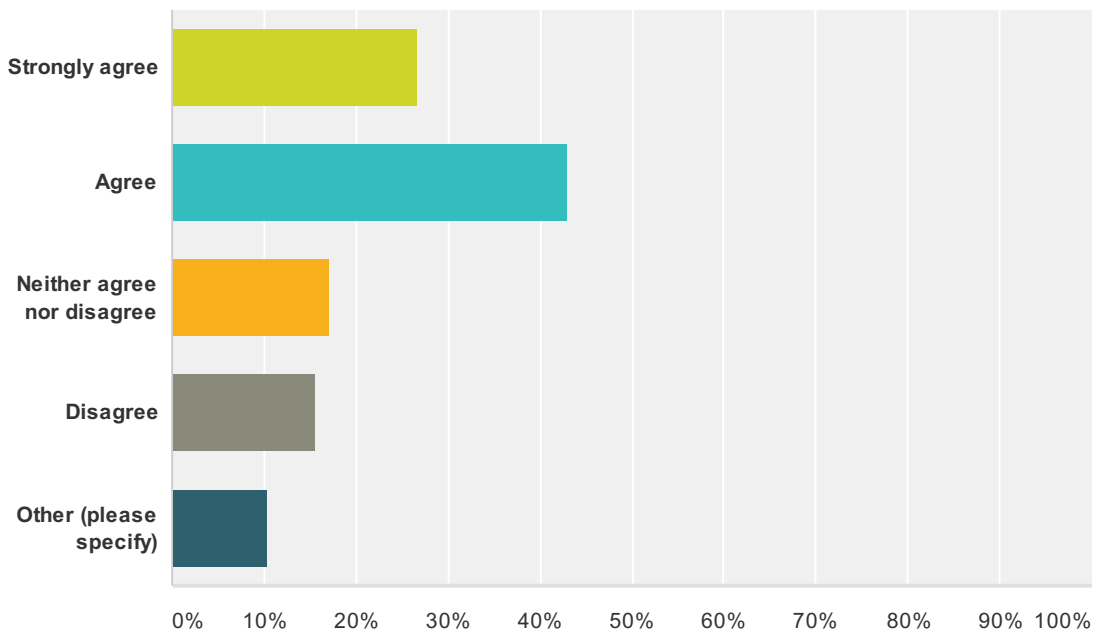
Answer Choices	Responses
A) Yes	0.00% 0
A) No	90.91% 120
B) Yes	4.55% 6
B) No	90.91% 120
Other (please specify)	7.58% 10
Total Respondents: 132	

Q21 If you answered 'Yes' to the question above, on what grounds have you experienced discrimination?

Answered: 139 Skipped: 0

Q22 To what extent do you agree with the following statements? I have a comfortable work space

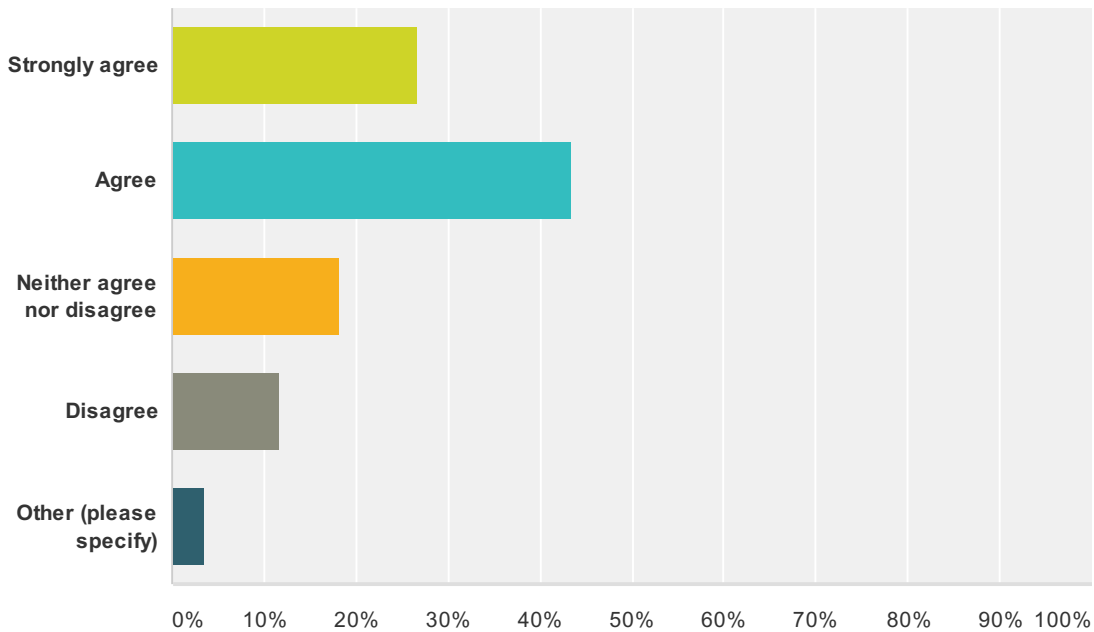
Answered: 135 Skipped: 4



Answer Choices	Responses
Strongly agree	26.67% 36
Agree	42.96% 58
Neither agree nor disagree	17.04% 23
Disagree	15.56% 21
Other (please specify)	10.37% 14
Total Respondents: 135	

Q23 I have a clean work space

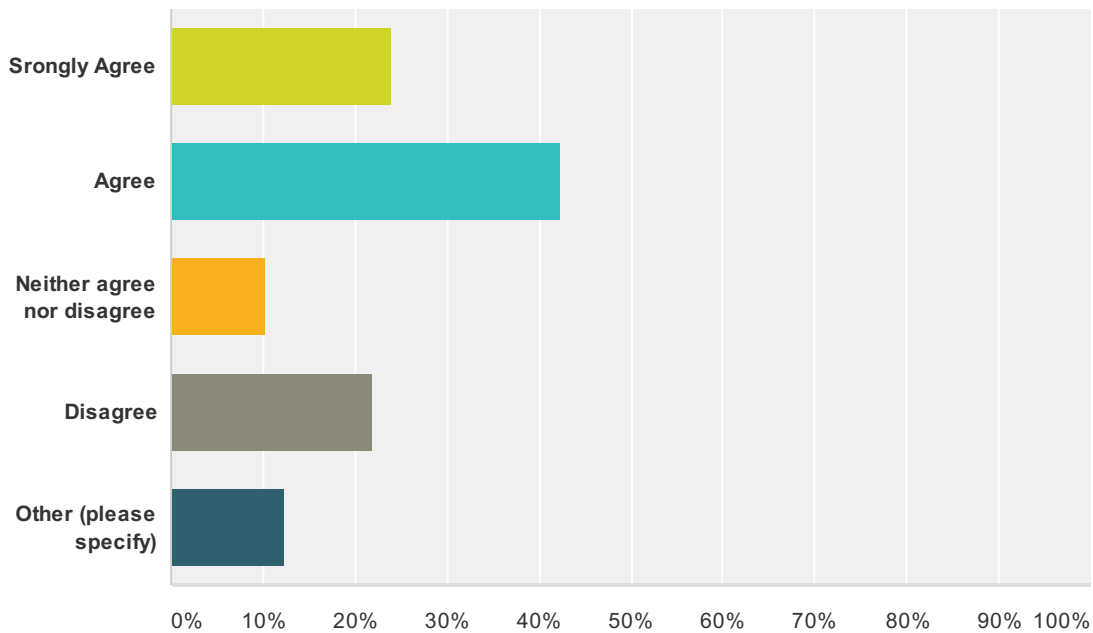
Answered: 138 Skipped: 1



Answer Choices	Responses	
Strongly agree	26.81%	37
Agree	43.48%	60
Neither agree nor disagree	18.12%	25
Disagree	11.59%	16
Other (please specify)	3.62%	5
Total Respondents: 138		

Q24 I have the right equipment to do my job

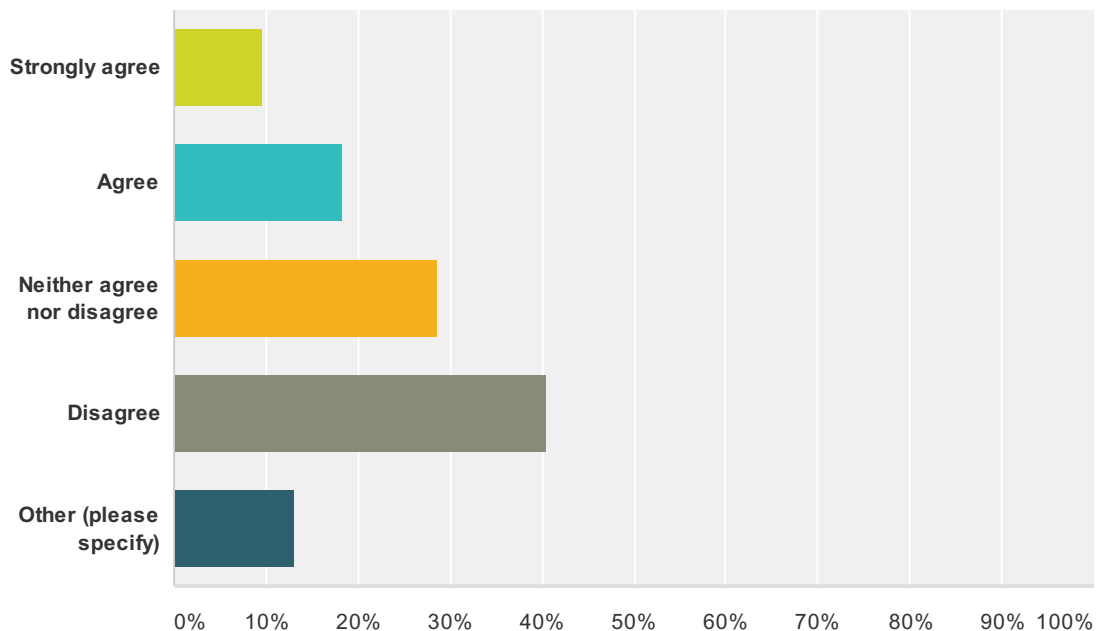
Answered: 137 Skipped: 2



Answer Choices	Responses	
Strongly Agree	24.09%	33
Agree	42.34%	58
Neither agree nor disagree	10.22%	14
Disagree	21.90%	30
Other (please specify)	12.41%	17
Total Respondents: 137		

Q25 It is too noisy in my work area

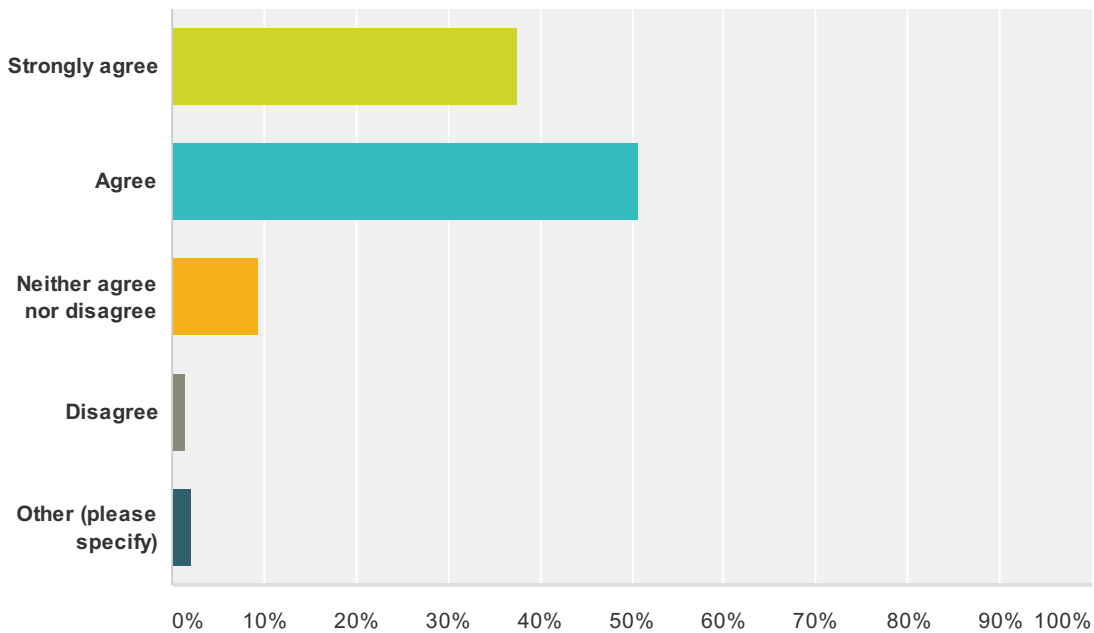
Answered: 136 Skipped: 3



Answer Choices	Responses
Strongly agree	9.56% 13
Agree	18.38% 25
Neither agree nor disagree	28.68% 39
Disagree	40.44% 55
Other (please specify)	13.24% 18
Total Respondents: 136	

Q26 I feel safe and secure in my working area

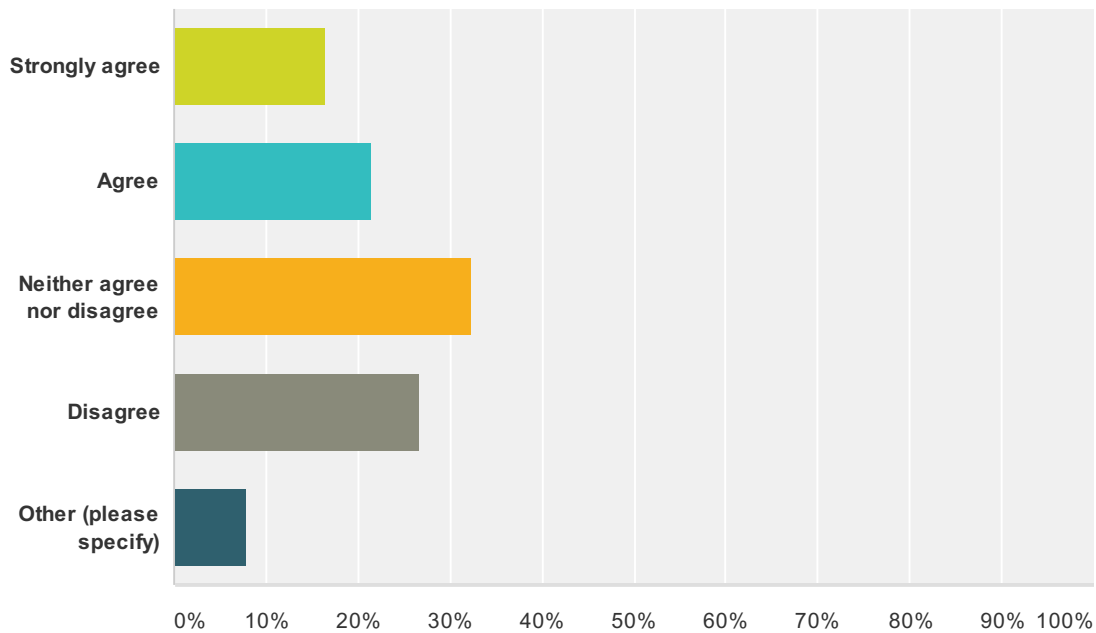
Answered: 138 Skipped: 1



Answer Choices	Responses	
Strongly agree	37.68%	52
Agree	50.72%	70
Neither agree nor disagree	9.42%	13
Disagree	1.45%	2
Other (please specify)	2.17%	3
Total Respondents: 138		

Q27 Food and catering facilities for staff are poor

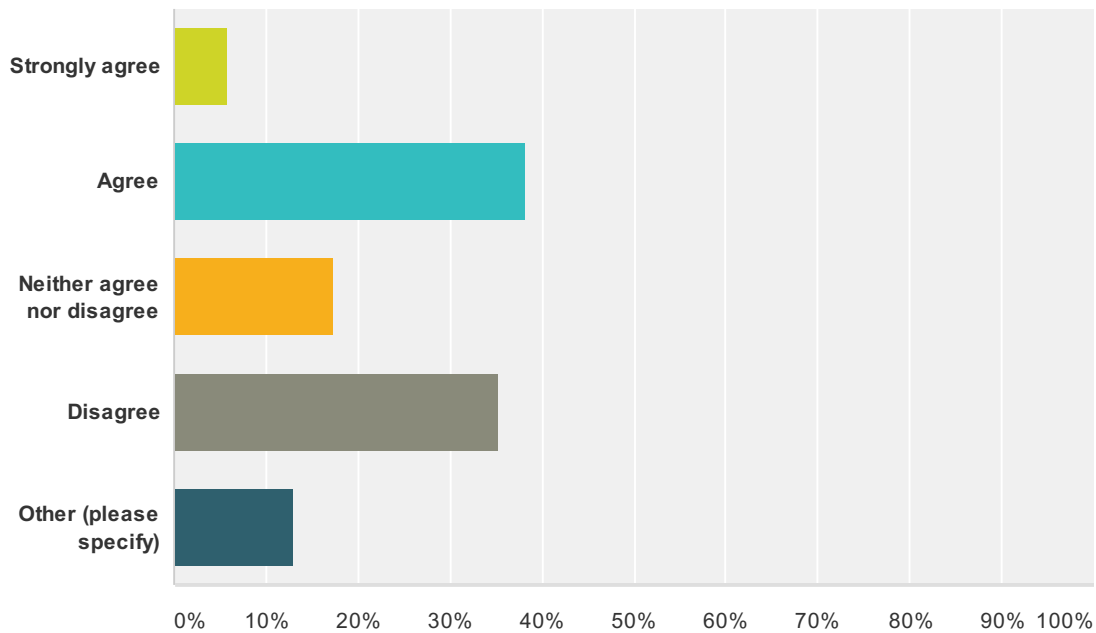
Answered: 139 Skipped: 0



Answer Choices	Responses	
Strongly agree	16.55%	23
Agree	21.58%	30
Neither agree nor disagree	32.37%	45
Disagree	26.62%	37
Other (please specify)	7.91%	11
Total Respondents: 139		

Q28 I have a place I can go for rest and recreation at work

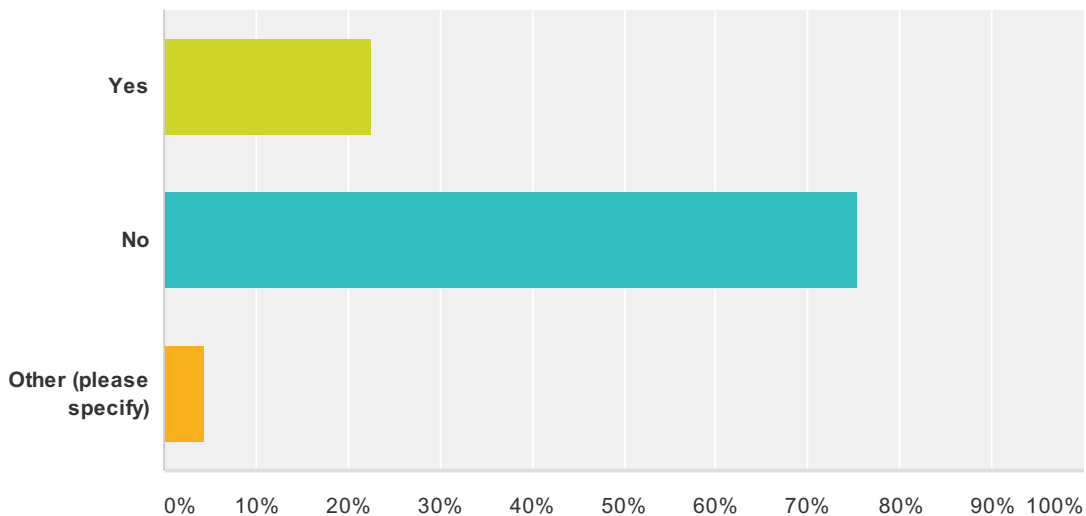
Answered: 139 Skipped: 0



Answer Choices	Responses
Strongly agree	5.76% 8
Agree	38.13% 53
Neither agree nor disagree	17.27% 24
Disagree	35.25% 49
Other (please specify)	12.95% 18
Total Respondents: 139	

Q29 During the last 12 months, have you felt unwell as a result of work related stress?

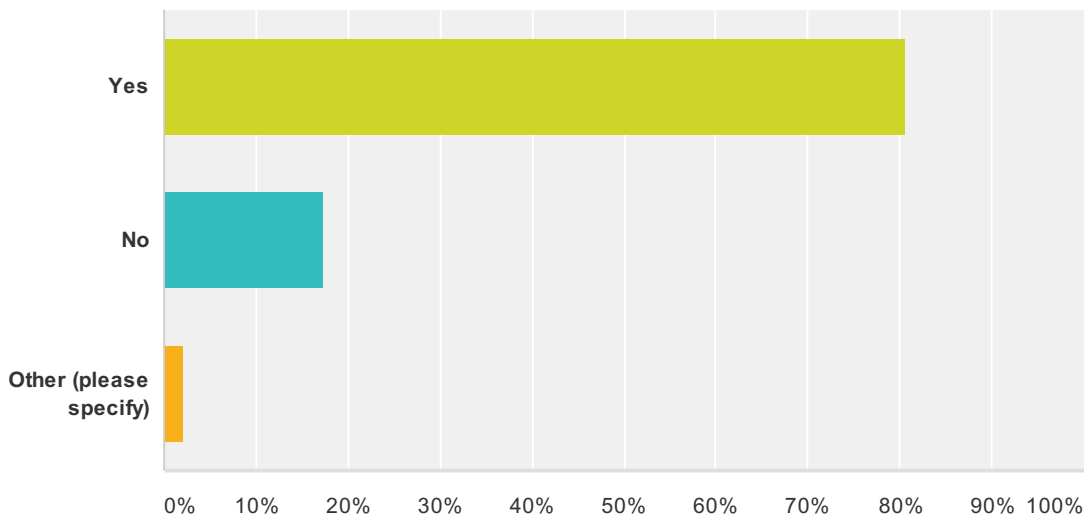
Answered: 138 Skipped: 1



Answer Choices	Responses	
Yes	22.46%	31
No	75.36%	104
Other (please specify)	4.35%	6
Total Respondents: 138		

Q30 If you were concerned about fraud, malpractice or wrongdoing, would you know how to report it?

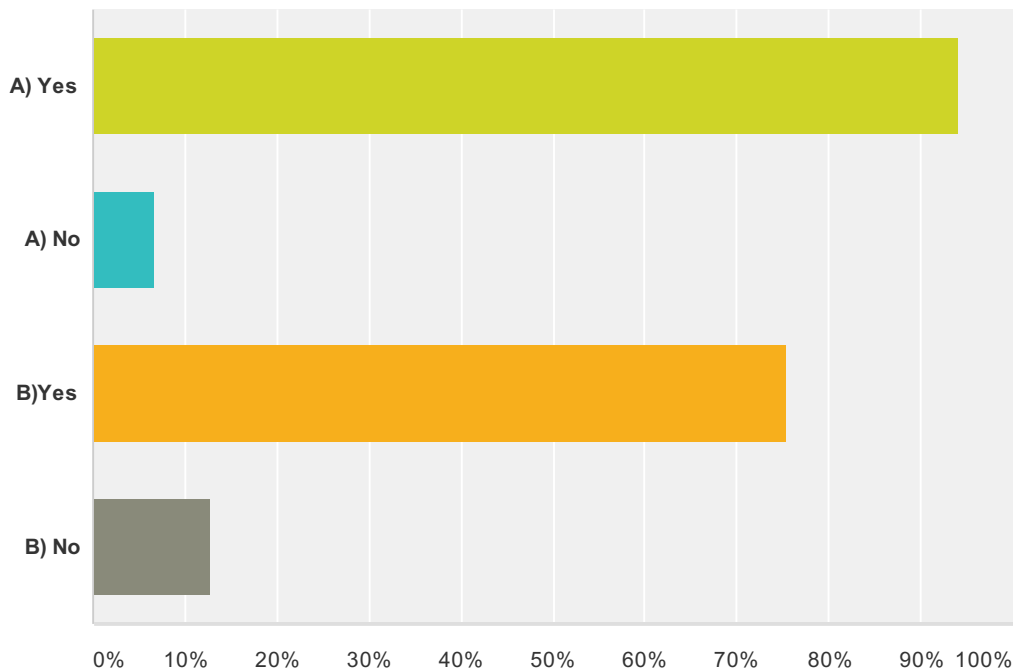
Answered: 139 Skipped: 0



Answer Choices	Responses
Yes	80.58% 112
No	17.27% 24
Other (please specify)	2.16% 3
Total Respondents: 139	

Q31 If you answered 'Yes' to the above question would you: A) Feel safe about raising your concerns? B) Feel confident that your organisation would address it?

Answered: 118 Skipped: 21



Answer Choices	Responses	Count
A) Yes	94.07%	111
A) No	6.78%	8
B) Yes	75.42%	89
B) No	12.71%	15
Total Respondents: 118		